NCAA
MEN'S
FINAL FOUR
NRG STADIUM
FINAL FOUR
HOUSTON, TX
APRIL 1 & 3, 2023
UCONN
BASKETBALL

# 2022-23
# UConn Huskies

TRISTEN NEWTON
Sr. G 6-5 190
El Paso, Texas




JOEY CALCATERRA
Gr. G 6-3 180
Novato, Calif.




NAHIEM ALLEYNE
Sr. G 6-4 195
Buford, Ga..

HASSAN DIARRA
Jr. G 6-2 190
Queens, N.Y..




ALEX KARABAN
R-Fr. F 6-8 210
Southborough, Mass.




RICHIE SPRINGS
R-Jr. F 6-9 235
Brooklyn, N.Y.

ANDREW HURLEY
Jr. G 6-1 170
Glastonbury, Conn.

ADAMA SANOGO
Jr. F 6-9 245
Bamako, Mali




JORDAN HAWKINS
So. G 6-5 195
Gaithersburg, Md.




YARIN HASSON
Fr. F 6-9 180
Gan Yavne, Israel

DONOVAN CLINGAN
Fr. C 7-2 265
Bristol, Conn.

APOSTOLOS ROUMOGLOU
Fr. G 6-7 205
Xanthi, Greece.

SAMSON JOHNSON
So. F 6-10 215
Lome, Togo

ANDRE JOHNSON JR.
Fr. G 6-4 160
Bristol, Conn.

EMMETT HENDRY
Fr. G 6-3 155
Brooklyn, N.Y.

ANDRE JACKSON JR.
Jr. G 6-6 210
Amsterdam, N.Y.

DAN HURLEY
Head Coach

KIMANI YOUNG
Associate Head Coach

TOM MOORE
Assistant Coach

LUKE MURRAY
Assistant Coach

# 2023 NCAA Championship, Final Four

Sat & Mon, April 1 & 3

NRG Stadium, Houston, Texas

No. 4 seed, West **UConn Huskies** (29-8)

**vs.**

No. 5 seed, Midwest **Miami Hurricanes** (29-7)

## UCONN BASKETBALL SCHEDULE/RESULTS

| Date | | Opponent | TV | Time/Result |
|---|---|---|---|---|
| **NOVEMBER** | | | | |
| Mon | 7 | Stonehill (XL) | Fox Sports App/FS1 | W, 85-54 |
| Fri | 11 | Boston U. (GP) | FS2 | W, 86-57 |
| Tue | 15 | Buffalo (XL) | CBS SN | W, 84-64 |
| Fri | 18 | UNC-Wilmington (GP) | FS2 | W, 86-50 |
| Sun | 20 | Delaware State (XL) | FS1 | W, 95-60 |
| **Nov. 24-27** | | **Phil Knight Invitational** | **Portland, Ore.** | |
| Thu | 24 | vs. Oregon | ESPN2 | W, 83-59 |
| Fri | 25 | vs. #18/#18 Alabama | ESPN2 | W, 82-67 |
| Sun | 27 | vs. Iowa State | ESPN | W, 71-53 |
| **DECEMBER** | | | | |
| **Dec. 1** | | **BIG EAST-Big 12 Battle** | **Storrs, Conn.** | |
| Thu | 1 | Oklahoma State (GP) | FS1 | W, 74-64 |
| Wed | 7 | at Florida | ESPN2 | W, 75-54 |
| Sat | 10 | Long Island (GP) | FS1 | W, 114-61 |
| Sat | 17 | *at Butler | FS1 | W, 68-46 |
| Tue | 20 | *Georgetown (GP) | FS1 | W, 84-73 |
| Wed | 28 | *Villanova (XL) | FS1 | W, 74-66 |
| Sat | 31 | *at #22/#25 Xavier | FOX | L, 73-83 |
| **JANUARY** | | | | |
| Wed | 4 | *at arv/arv Providence | FS1 | L, 61-73 |
| Sat | 7 | *arv/-- Creighton (GP) | FOX | W, 69-60 |
| Wed | 11 | *at #25/#23 Marquette | CBS SN | L, 76-82 |
| Sun | 15 | *St. John's (XL) | FS1 | L, 74-85 |
| Wed | 18 | *at Seton Hall | FS1 | L, 66-67 |
| Sun | 22 | *Butler (XL) | FOX | W, 86-56 |
| Wed | 25 | *#13/#12 Xavier (GP) | FS1 | L, 79-82 |
| Tue | 31 | *at DePaul | FS1 | W, 90-76 |
| **FEBRUARY** | | | | |
| Sat | 4 | *at Georgetown | FS1 | W, 68-62 |
| Tue | 7 | *#10/#10 Marquette (XL) | FS1 | W, 87-72 |
| Sat | 11 | *at #23/arv Creighton | FOX | L, 53-56 |
| Sat | 18 | *Seton Hall (GP) | FOX | W, 64-55 |
| Wed | 22 | *#20/#23 Providence (GP) | FS1 | W, 87-69 |
| Sat | 25 | *at St. John's | CBS | W, 95-86 |
| **MARCH** | | | | |
| Wed | 1 | *DePaul (XL) | CBS SN | W, 88-59 |
| Sat | 4 | *at Villanova | FOX | W, 71-59 |
| **BIG EAST Tournament - Seeded #4 (MSG) New York, N.Y.** | | | | |
| Thu | 9 | vs. 5-seed arv/arv Providence | FS1 | W, 73-66 |
| Fri | 10 | vs. 1-seed #6/#6 Marquette | FS1 | L, 68-70 |
| **NCAA Championship -- Seeded #4, West Region, Albany, N.Y.** | | | | |
| Fri | 17 | vs. 13-seed Iona | TBS | W, 87-63 |
| Sun | 19 | vs. 5-seed #19/#19 Saint Mary's | TNT | W, 70-55 |
| **NCAA West Regional -- Seeded #4, T-Mobile Arena, Las Vegas, Nev.** | | | | |
| Thu | 23 | vs. 8-seed Arkansas | CBS | W, 88-65 |
| Sat | 25 | vs. 3-seed #9/#9 Gonzaga | TBS | W, 82-54 |
| **NCAA Final Four -- Seeded #4, NRG Stadium, Houston, Texas** | | | | |
| Sat | April 1 | vs. 5-seed #16/#15 Miami | CBS | 8:49 pm (EDT) |
| Mon | April 3 | vs. San Diego St./FAU | CBS | 9:20 pm (EDT) |

* -- BIG EAST Conference game; GP-Gampel Pavilion (Storrs); XL-XL Center (Hartford)

## SATURDAY'S GAME (4/1/23)
## NCAA CHAMPIONSHIP - FINAL FOUR SEMIFINAL
## #4 seed UCONN vs. #5 seed MIAMI, 8:49 p.m. (EDT)

The UConn men's basketball team, West Regional champion, has reached the Final Four for the sixth time in the history of the program, and the first time since the 2014 NCAA championship season. In the National Semifinals, the Huskies will meet the University of Miami, the Midwest Regional champ, on Saturday, April 1, at NRG Stadium in Houston, Texas. The game is set for an 8:49 p.m. tipoff and will be televised by CBS.

UConn (29-8), which has won 10 of its last 11 games, is coming off an impressive 82-54 win over Gonzaga on Saturday. The , is led in scoring (17.1) and rebounding (7.5) by junior Adama Sanogo, while sophomore Jordan Hawkins, the MOP of the West Regional, is averaging 16.3 points per game. Senior Tristen Newton and junior Andre Jackson are the team leaders in assists (4.7), while freshman DSonovan Clingan is the leader in blocked shots (1.84).

Miami (29-7), in its first Final Four, is led in scoring by junior Isaiah Wong (16.2) and senior Jordan Miller (15.4). Sophomore Norchad Omier is the leading rebounder (10.1) for Miami and Wong leads in assists (3.2).

**All-time series: UConn leads, 17-8**
**Last UConn win: 80-55, 11/24/19, TD Arena, Charleston, S.C.**
**Last Miami win: 77-76, 1/20/03, Miami Convocation Center, Miami, Fla.**

## BROADCAST INFORMATION

**TELEVISION**

**CBS**
Jim Nantz (pbp)
Bill Raftery (analyst)
Grant Hill (analyst)
Tracy Wolfson (reporter)

**RADIO**

**UConn Sports Network**
Mike Crispino (pbp)
Wayne Norman (analyst)

**97.9-ESPN Hartford**

WILI-1400 AM (Willimantic)
WATR-1320-AM (Waterbury)
WAVZ-1300-AM (New Haven)
WGCH-1490-AM (Greenwich)

**Sirius XM-84**
**SXM App -84**

## HUSKY BITES

- **UConn Coach Dan Hurley** is in his fifth season as the 19th head coach of the Huskies with an overall coaching record of 253-160 (.613) in 12+ seasons -- two at Wagner College, six at the University of Rhode Island and four-plus at UConn (102-55, .650). He has taken five teams to the NCAA Tournament and is a former Atlantic 10 Coach of the Year.
- In 36 appearances in the NCAA Championship, UConn has only been a No. 4 seed once befoire this saeason -- in the 2008 tournament. That season, the Huskies lost a first-round game to the University of San Diego, 70-69, in overtime at the St. Pete Times Forum in Tampa, Fla. This season's No. 4 seed is UConn's highest seed since the Huskies were a No. 3 seed in the 2011 tournament.
- **UP NEXT:** With a win tonight, **UConn** would advance to the NCAA Championship game for the fifth time in program history, meeting the winner of the San Diego St./Florida Atlantic winner on Monday, April 3. The game is set for a 9:20 tipoff on CBS.


**FOR MORE INFO ON UCONN BASKETBALL**
**PLEASE CONTACT: PHIL CHARDIS**
**Assistant Director of Communications**
phil.chardis@uconn.edu; twitter: @UConnMBB
Office: 860-486-3531; Mobile: 860-771-3314

# 2023 NCAA® DIVISION I MEN'S BASKETBALL CHAMPIONSHIP

FIRST ROUND MARCH 16-17 | SECOND ROUND MARCH 18-19 | SWEET 16® MARCH 23-24 | ELITE 8® MARCH 25-26 | NATIONAL SEMIFINALS APRIL 1

## FIRST FOUR®

DAYTON MARCH 14-15

| Region | Game | Seed | Team | Score |
|---|---|---|---|---|
| S | 1 | 16 | Texas A&M-CC (23-10) | 75 |
| S | 1 | 16 | SE Missouri St. (19-16) | 71 |
| MW | 2 | 11 | Mississippi St. (21-12) | 59 |
| MW | 2 | 11 | Pittsburgh (22-11) | 60 |
| E | 3 | 16 | Texas Southern (14-20) | 61 |
| E | 3 | 16 | FDU (19-15) | 84 |
| W | 4 | 11 | Arizona St. (22-12) | 98 |
| W | 4 | 11 | Nevada (22-10) | 73 |

## SOUTH — LOUISVILLE

| Seed | Team | Round of 64 | Round of 32 | Sweet 16 | Elite 8 |
|---|---|---|---|---|---|
| 1 | Alabama (29-5) | 96 | 1 Alabama 73 (Birmingham) | 1 Alabama 64 | 5 SDSU 57 |
| 16 | Texas A&M-CC | 75 | | | |
| 8 | Maryland (21-12) | 67 | 8 Maryland 51 | | |
| 9 | West Virginia (19-14) | 65 | | | |
| 5 | San Diego St. (27-6) | 63 | 5 San Diego St. 75 (Orlando) | 5 SDSU 71 | |
| 12 | Charleston (31-3) | 57 | | | |
| 4 | Virginia (25-7) | 67 | 13 Furman 52 | | |
| 13 | Furman (27-7) | 68 | | | |
| 6 | Creighton (21-12) | 72 | 6 Creighton 85 (Denver) | 6 Creighton 86 | 6 Creighton 56 |
| 11 | NC State (23-10) | 63 | | | |
| 3 | Baylor (22-10) | 74 | 3 Baylor 76 | | |
| 14 | UCSB (27-7) | 56 | | | |
| 7 | Missouri (24-9) | 76 | 7 Missouri 63 (Sacramento) | 15 Princeton 75 | |
| 10 | Utah St. (26-8) | 65 | | | |
| 2 | Arizona (28-6) | 55 | 15 Princeton 78 | | |
| 15 | Princeton (21-8) | 59 | | | |

## EAST — NEW YORK

| Seed | Team | Round of 64 | Round of 32 | Sweet 16 | Elite 8 |
|---|---|---|---|---|---|
| 1 | Purdue (29-5) | 58 | 16 FDU 70 (Columbus) | 9 FAU 62 | 9 FAU 79 |
| 16 | Fairleigh Dickinson | 63 | | | |
| 8 | Memphis (26-8) | 65 | 9 FAU 78 | | |
| 9 | Florida Atlantic (31-3) | 66 | | | |
| 5 | Duke (26-8) | 74 | 5 Duke 52 (Orlando) | 4 Tennessee 55 | |
| 12 | Oral Roberts (30-4) | 51 | | | |
| 4 | Tennessee (23-10) | 58 | 4 Tennessee 65 | | |
| 13 | Louisiana (26-7) | 55 | | | |
| 6 | Kentucky (21-11) | 61 | 6 Kentucky 69 (Greensboro) | 3 Kansas St. 98 | 3 Kansas St. 76 |
| 11 | Providence (21-11) | 53 | | | |
| 3 | Kansas St. (23-9) | 77 | 3 Kansas St. 75 | | |
| 14 | Montana St. (25-9) | 65 | | | |
| 7 | Michigan St. (19-12) | 72 | 7 Michigan St. 69 (Columbus) | 7 Michigan St. 93 | |
| 10 | USC (22-10) | 62 | | | |
| 2 | Marquette (28-6) | 78 | 2 Marquette 60 | | |
| 15 | Vermont (23-10) | 61 | | | |

## MIDWEST — KANSAS CITY

| Seed | Team | Round of 64 | Round of 32 | Sweet 16 | Elite 8 |
|---|---|---|---|---|---|
| 1 | Houston (31-3) | 63 | 81 Houston 1 (Birmingham) | 75 Houston 1 | 88 Miami (FL) 5 |
| 16 | Northern Ky. (22-12) | 52 | | | |
| 8 | Iowa (19-13) | 75 | 64 Auburn 9 | 89 Miami (FL) 5 | |
| 9 | Auburn (20-12) | 83 | | | |
| 5 | Miami (FL) (25-7) | 63 | 85 Miami (FL) 5 (Albany) | 69 Indiana 4 | |
| 12 | Drake (27-7) | 56 | | | |
| 4 | Indiana (22-11) | 71 | | | |
| 13 | Kent St. (28-6) | 60 | | | |
| 6 | Iowa St. (19-13) | 41 | 73 Pittsburgh 11 (Greensboro) | 84 Xavier 3 | 71 Xavier 3 |
| 11 | Pittsburgh | 59 | | | |
| 3 | Xavier (25-9) | 72 | | | |
| 14 | Kennesaw St. (26-8) | 67 | | | |
| 7 | Texas A&M (25-9) | 59 | 66 Penn St. 10 (Des Moines) | 71 Texas 2 | 81 Texas 2 |
| 10 | Penn St. (22-13) | 76 | | | |
| 2 | Texas (26-8) | 81 | | | |
| 15 | Colgate (26-8) | 61 | | | |

## WEST — LAS VEGAS

| Seed | Team | Round of 64 | Round of 32 | Sweet 16 | Elite 8 |
|---|---|---|---|---|---|
| 1 | Kansas (27-7) | 96 | 71 Kansas 1 (Des Moines) | 72 Arkansas 8 | 65 Arkansas 8 |
| 16 | Howard (22-12) | 68 | | | |
| 8 | Arkansas (20-13) | 73 | | | |
| 9 | Illinois (20-12) | 63 | | | |
| 5 | Saint Mary's (26-7) | 63 | 55 Saint Mary's 5 (Albany) | 70 UConn 4 | 88 UConn 4 |
| 12 | VCU (27-7) | 51 | | | |
| 4 | UConn (25-8) | 87 | | | |
| 13 | Iona (27-7) | 63 | | | |
| 6 | TCU (21-12) | 72 | 81 TCU 6 (Denver) | 84 Gonzaga 3 | 79 Gonzaga 3 |
| 11 | Arizona St. | 70 | | | |
| 3 | Gonzaga (28-5) | 82 | | | |
| 14 | Grand Canyon (24-11) | 70 | | | |
| 7 | Northwestern (21-11) | 75 | 63 Northwestern 7 (Sacramento) | 68 UCLA 2 | 76 UCLA 2 |
| 10 | Boise St. (24-9) | 67 | | | |
| 2 | UCLA (29-5) | 86 | | | |
| 15 | UNC Asheville (27-7) | 53 | | | |

## NATIONAL CHAMPIONSHIP — APRIL 3

| Semifinal | Winner | Final | Champion |
|---|---|---|---|
| South vs East | 5 SDSU | 5 SDSU April 1 | |
| Midwest vs West | Miami (FL) 5 | Miami (FL) 5 April 1 | |
| | | | |

SEMIFINALS — CBS | SEMIFINALS — CBS

FINAL FOUR® HOUSTON 2023

#MARCHMADNESS

Watch the tournament on these networks or online at NCAA.COM/MARCHMADNESS.

MARCH MADNESS — tbs CBS TNT truTV

***ALL TIMES EASTERN***

*On March 12, the NCAA Division I Men's Basketball Committee will select eight teams to play in the First Four. Those games are scheduled for March 14 and 15 in Dayton. The four winning teams will advance to first-round sites to be determined by the committee during selection weekend. First-, second-, second and regional sites will be placed in the bracket by the committee on March 12.

March 16 and 17 first-, second-round sites: Birmingham, Des Moines, Orlando, Sacramento.
March 18 and 19 first-, second-round sites: Albany, Columbus, Denver, Greensboro.
March 23 and 25 regional sites: Las Vegas, New York.
March 24 and 26 regional sites: Kansas City, Louisville.

©2023 National Collegiate Athletic Association.
No commercial use without the NCAA's written permission.
The NCAA opposes all forms of sports wagering.

NCAA.com

2023 NCAA MEN'S BASKETBALL CHAMPIONSHIP

Final Four, NRG Stadium, Houston, Texas

uconnhuskies.com / @UConnMBB

## UCONN INFORMATION

Location.....**Storrs, Conn.**
Enrollment.....**27,721**
Founded.....**1881**
President.....**Dr. Radenka Maric**
Athletic Director.....**David Benedict**
Conference.....**Big East**
Home Courts....**Gampel Pavilion (10,167)**
**XL Center (15,564)**
Nickname.....**Huskies**
Colors.....**National Flag Blue (Navy) & White**
Website.....**uconnhuskies.com**
Facebook.....**@UConnMBB**
Twitter.....**@UConnMBB**

## TEAM INFORMATION

2022-23 overall record.....**29-8**
2022-23 BIG EAST record.....**13-7 (T-4th)**
2023 BIG EAST Championship.....**1-1**
2023 NCAA Championship.....**4-0**

## COACHING STAFF

Head Coach...**Dan Hurley (Seton Hall '96)**
Record at school/years.....**102-55/4+**
Career record/years.....**253-160/12+**
Associate Head Coach.....
**Kimani Young (UTEP '98)**
Assistant Coaches.....
**Tom Moore (Boston U. '87)**
**Luke Murray (Fairfield '07)**
Director of Basketball Administration...
**Paul Wettemann (UConn '18, UConn '20)**
Video and Scouting Coordinator.....
**Mathew Johnson (Tampa '17, UConn '22)**
Director of Player Development.....
**Mamadou Diarra (UConn '20, UConn '22)**
Director of Sports Performance...
**Gavin Roberts (Purdue '13, '15)**
Athletic Trainer..... **James Doran**
**(San Diego St. '98, Wyoming '00)**

## ATHLETIC COMMUNICATIONS

Assistant Director/
Primary Basketball Contact.....**Phil Chardis**
Email.....**phil.chardis@uconn.edu**
Office phone.....**860-486-3531**
Cell phone.....**860-771-3314**
Secondary Contact.....**Bill Peterson**
Email.....**william.peterson@uconn.edu**
Cell phone.....**203-558-3215**

# 2022-23 UCONN BASKETBALL ROSTER

### 2022-23 Numerical Roster

| # | Name | Yr. | Pos. | Ht. | Wt. | Hometown/Last School |
|---|---|---|---|---|---|---|
| 2 | Tristen Newton | Sr. | G | 6-5 | 190 | El Paso, Texas / East Carolina |
| 3 | Joey Calcaterra | Gr. | G | 6-3 | 180 | Novato, Calif. /San Diego |
| 4 | Nahiem Alleyne | Sr. | G | 6-4 | 195 | Buford, Ga. / Virginia Tech |
| 5 | Hassan Diarra | Jr. | G | 6-2 | 190 | Queens, N.Y. / Texas A&M |
| 11 | Alex Karaban | R-Fr. | F | 6-8 | 210 | Southborough, Mass. / IMG Academy |
| 13 | Richie Springs | R-Jr. | F | 6-9 | 235 | Brooklyn, N.Y. / MacDuffie School |
| 20 | Andrew Hurley | Jr. | G | 6-1 | 170 | Glastonbury, Conn. / East Catholic HS |
| 21 | Adama Sanogo | Jr. | F | 6-9 | 245 | Bamako, Mali / The Patrick School |
| 24 | Jordan Hawkins | So. | G | 6-5 | 195 | Gaithersburg, Md. / DeMatha Catholic HS |
| 30 | Yarin Hasson | Fr. | F | 6-9 | 180 | Gan Yavne, Israel / Gimnasia Realit |
| 32 | Donovan Clingan | Fr. | C | 7-2 | 265 | Bristol, Conn. / Bristol Central HS |
| 33 | Apostolos Roumoglou | Fr. | G | 6-7 | 205 | Xanthi, Greece / Arion Xanthi |
| 35 | Samson Johnson | So. | F | 6-10 | 215 | Lomé, Togo / The Patrick School |
| 40 | Andre Johnson Jr. | Fr. | G | 6-4 | 160 | Bristol, Conn. / South Kent School |
| 41 | Emmett Hendry | Fr. | G | 6-3 | 155 | Brooklyn, N.Y. / Montverde Academy |
| 44 | Andre Jackson | Jr. | G | 6-6 | 210 | Amsterdam, N.Y. / Albany Academy |

### 2022-23 Alphabetical Roster

| # | Name | Yr. | Pos. | Ht. | Wt. | Hometown/Last School |
|---|---|---|---|---|---|---|
| 4 | Nahiem Alleyne | Sr. | G | 6-4 | 195 | Buford, Ga. / Virginia Tech |
| 3 | Joey Calcaterra | Gr. | G | 6-3 | 180 | Novato, Calif. /San Diego |
| 32 | Donovan Clingan | Fr. | C | 7-2 | 265 | Bristol, Conn. / Bristol Central HS |
| 5 | Hassan Diarra | Jr. | G | 6-2 | 190 | Queens, N.Y. / Texas A&M |
| 30 | Yarin Hasson | Fr. | F | 6-9 | 180 | Gan Yavne, Israel / Gimnasia Realit |
| 24 | Jordan Hawkins | So. | G | 6-5 | 195 | Gaithersburg, Md. / DeMatha Catholic HS |
| 41 | Emmett Hendry | Fr. | G | 6-3 | 155 | Brooklyn, N.Y. / Montverde Academy |
| 20 | Andrew Hurley | Jr. | G | 6-1 | 170 | Glastonbury, Conn. / East Catholic HS |
| 44 | Andre Jackson | Jr. | G | 6-6 | 210 | Amsterdam, N.Y. / Albany Academy |
| 40 | Andre Johnson Jr. | Fr. | G | 6-4 | 160 | Bristol, Conn. / South Kent School |
| 35 | Samson Johnson | So. | F | 6-10 | 215 | Lomé, Togo / The Patrick School |
| 11 | Alex Karaban | R-Fr. | F | 6-8 | 210 | Southborough, Mass. / IMG Academy |
| 2 | Tristen Newton | Sr. | G | 6-5 | 190 | El Paso, Texas / East Carolina |
| 33 | Apostolos Roumoglou | Fr. | G | 6-7 | 205 | Xanthi, Greece / Arion Xanthi |
| 21 | Adama Sanogo | Jr. | F | 6-9 | 245 | Bamako, Mali / The Patrick Schoo |
| 13 | Richie Springs | R-Jr. | F | 6-9 | 235 | Brooklyn, N.Y. / MacDuffie School |

**COACHING STAFF**

**Head Coach:** DAN HURLEY, (Seton Hall '96)
**Record at school / years**.....102-55 / 4+; **Career record / years**.....253-160 / 12+
**Associate Head Coach:** KIMANI YOUNG (UTEP '98)
**Assistant Coach:** TOM MOORE (Boston University '87)
**Assistant Coach:** LUKE MURRAY (Fairfield '07)
**Director of Basketball Operations:** PAUL WETTEMANN (UConn '18, UConn '20)
**Athletic Trainer:** JAMES DORAN (San Diego St. '98; Wyoming '00)
**Director Sports Performance:** GAVIN ROBERTS (Purdue '13, '15)
**Video and Scouting Coordinator:** MATHEW JOHNSON (Tampa '17, UConn '22)
**Director of Player Development:** MAMADOU DIARRA (UConn '20, UConn '22)

**RETURN TO THE FINAL FOUR:** **UConn** is making its sixth appearance in the NCAA Final Four. The Huskies own a record of 8-1 in their previous five appearances -- going 2-0 in each of 1999, 2004, 2011, and 2014 to win the National Championship in those seasons. UConn's lone loss in the Final Four occurred in 2009, bowing to Michigan State, 82-73, in the National Semifinals, held at Ford Field in Detroit.

**UCONN IN NCAA CHAMPIONSHIP PLAY:** **UConn** is making its 36th appearance in the NCAA Championship and owns an overall record of 63-32 (which includes a 2-1 record in 1996 that has been declared void by the NCAA). The Huskies have won four National Championships, in 1999, 2004, 2011, and 2014, and also appeared in the 2009 Final Four. UConn has reached the NCAA Elite Eight 12 times (6-6) and the Sweet Sixteen 18 times (12-6) in school history.

**IMPRESSIVE RUN:** **UConn** has built an impressive 43-11 record (.796) in its last 16 appearances in the NCAA Championship, including this season, dating back to its 6-0 run to the National Championship in 1999. Included in that 16-appearance span are four National

Championships (1999, 2004, 2011, 2014), six trips to the Final Four (1999, 2004, 2009, 2011, 2014, 2023) and eight trips to the Eite Eight (1999, 2002, 2004, 2006, 2009, 2011, 2014, 2023).

**EVEN IN EIGHTS:** **UConn's** 82-54 victory over Gonzaga in the Elite Eight on Saturday evened its record in Elite Eight games to 6-6 all-time and UConn has won its last four Elite Eight games. The Huskies have won Elite Eight games in 1999, 2004, 2009, 2011, 2014, and 2023. The have lost Elite Eight games in 1964, 1990, 1995, 1998, 2002 and 2006.

**UCONN'S SEEDING:** **UConn** has been a No. 4 seed in the NCAA Championships only once before, in the 2008 tourney, since the seeding process began in 1979. UConn bowed to San Diego in the 2008 first round, losing a 70-69 decision in overtime. In UConn's 24 NCAA appearances since 1979, the Huskies have been a No. 1 seed five times, a No. 2 seed six times, a No. 3 seed once, a No. 4 seed twice, a No. 5 seed four times, a No. 7 seed twice, a No. 9 seed three times, and a No. 11 seed once.

**UCONN SEEDING HISTORY**

(seeding began in 1979)

1979: No. 5 seed, East Region (lost in 1st Round)
1990: No. 1 seed, East Region (advanced to Elite 8)
1991: No. 11 seed, Midweast Region (advanced to Sweet 16)
1992: No. 9 seed, Southeast Region (advanced to 2nd Round)
1994: No. 2 seed, East Region (advanced to Sweet 16)
1995: No. 2 seed, West Region (advanced to Elite 8)
1996: No. 1 seed, Southeast Region (advanced to Sweet 16)
1998: No. 2 seed, East Region (advanced to Elite 8)
1999: No. 1 seed, West Region **(won NCAA Championship)**
2000: No. 5 seed, South Region (advanced to 2nd Round)
2002: No. 2 seed, East Region (advanced to Elite 8)
2003: No. 5 seed, South Region (advanced to Sweet 16)
2004: No. 2 seed, Phoenix Region **(won NCAA Championship)**
2005: No. 2 seed, Syracuse Region (advanced to 2nd Round)
2006: No. 1 seed, Washington Region (advanced to Elite 8)
2008: No. 4 seed, West Region (lost in 1st Round)
2009: No. 1 seed, West Region (advanced to Final Four)
2011: No. 3 seed, West Region **(won NCAA Championship)**
2012: No. 9 seed, South Region (lost in 2nd Round)
2014: No. 7 seed, East Region **(won NCAA Championship)**
2016: No. 9 seed, South Region (lost in 2nd Round)
2021: No. 7 seed, East Region (lost in 1st Round)
2022: No. 5 seed, West Region (lost in 1st Round)
2023: No. 4 seed, West Region (TBD)

**THE WEST WAS WON AGAIN:** **UConn** has enjoyed success coming out of the West Region at the NCAA Championships. The 2023 tournament marks the eighth time that the Huskies have been assigned to the West Region -- 1995, 1999, 2004, 2008, 2009, 2011, 2022 and 2023. UConn won the **National Championship** in 1999, 2004 and 2011 and reached the **Final Four** in 2009 and 2023.

**WEST REGIONAL AWARDS:** **UConn** sophomore **Jordan Hawkins** was named **Most Outstanding Player** of the West Regional after he averaged 22.0 points, 4.0 rebounds, shot .429 overall, .474 from three-point range and .917 from the foul line. Junior **Adama Sanogo** was named to the **West Regional All-Tournament Team** after averaging 14.0 ppg, 9.0 rpg, shot .545 overall and .667 from the foul line.

**BIG EAST AWARDS:** For the second straight season, **UConn** was the only team to have two players selected as **First Team All-BIG EAST** performers, as both junior forward **Adama Sanogo** and sophomore guard **Jordan Hawkins** were named to receive the honor. They are

***Sophomore Jordan Hawkins and junior Adama Sanogo were named First Team All-BIG EAST selections, .***

the 25th and 26th UConn players picked as First Team All-BIG EAST players. In addition, freshmen **Alex Karaban** and **Donovan Clingan** were selected to the league's **All-Freshman Team**, the 29th and 30th UConn players to receive that honor. Karaban was a unanimous selection.The all-league teams are determined by a vote of the head coaches, who cannot vote for their own players.

**BIG EAST WEEKLY AWARDS:** UConn freshman **Alex Karaban** was named **BIG EAST Freshman of the Week** for the sixth time on March 5 after he averaged 13.5 points, 6.0 rebounds, 4.0 assists, and 2.5 blocked shots in wins over DePaul and Villanova. He shot 58.8 percent overall and 50.0 percent from three-point range. Also, junior **Andre Jackson** was named to the **BIG EAST Weekly Honor Roll** for the third time this season after averaging 10.5 points, 7.5 rebounds, 7.0 assists, and shot a sizzling .778 from the field against DePaul and Villanova.

**BIG EAST Player of the Week**

**Adama Sanogo (2).....Nov. 14, Nov. 21**

**BIG EAST Freshman of the Week**

**Alex Karaban (6).....Nov. 14, Nov. 21, Jan. 2, Jan. 23, Feb. 6, March 5**

**Donovan Clingan (2).....Nov. 28, Dec. 12**

**BIG EAST Weekly Honor Roll**

**Adama Sanogo (5).....Dec. 19, Jan. 9, Feb. 6, Feb. 13, Feb. 27**
**Andre Jackson Jr. (3).....Jan. 2, Feb. 20, March 5**
**Tristen Newton.....Nov. 28**
**Jordan Hawkins.....Dec. 5**
**Joey Calcaterra.....Dec. 26**

**NATIONAL RANKINGS:** As of the national rankings of March 13, **UConn** is ranked **No. 10** in the final **AP Top 25** poll of the season. The Huskies are also ranked **No. 12** in the **USA Today Coaches Poll.** It was UConn's 18th consecutive week in the poll, its longest streak since the 2010-11, 2011-12 seasons. The Huskies are also ranked **#1** in **KenPom** rankings, with their offense ranked 3rd in the country and their defense ranked 11th in the country, one of only two teams in the country (Houston) with both offense and defense ranked in the top 11. The Huskies are also ranked #1 in the Sagarin rankings, #1 in Haslametrics. and #3 in Team Rankings.

**BIG EAST PLAY:** In 37 full seasons of **BIG EAST Conference** play, **UConn** has compiled a 362-252 record (.590) in regular-season play, 210-98 at home and 152-154 on the road. The Huskies also have a 39-29 record in the BIG EAST Tournament. They have won or shared 10 regular-season titles and won seven BIG EAST Tournament titles, second only to Georgetown's eight. UConn went 13-7 in regular-season play this year.

**NCAA STATISTICS:** Through games of March 26, **UConn** is ranked among the top 30 teams nationally in a number of NCAA statistical categories. The Huskies rank 2nd in rebound margin (9.4), 2nd in scoring margin (14.4), 4th in assists per game (17.6), 10th in offensive rebounds per game (13.08), 12th in rebounds per game (39.27), 12th in three-point percentage defense (.297), 15th in winning percentage (.784), 28th in Scoring (78.8), and 33rd in free throw percentage (.760). Individually, sophomre **Jordan Hawkins** ranks 18th in free throw percentage (.886) and 23rd in three-pointers per game (2.97). Freshman **Donovan Clingan** ranks 35th in blocks per game (1.84)

**DUNKS, CHARGES:** Through 37 games, **UConn** as a team has compiled 118 dunks and 43 charges drawn. Leading the dunk brigade is freshman **Donovan Clingan** with 46, while junior **Adama Sanogo** has 24 and junior **Andre Jackson** has 23. The leader in charges drawn is senior **Tristen Newton** with 14, while sophomore **Jordan Hawkins** has drawn 8 and senior **Nahiem Alleyne** has 6.

**PERFECT NON-CONFERENCE:** **UConn** finished its 2022-23 non-conference season with a perfect 11-0 record. It is UConn's sixth undefeated non-conference season since the Huskies joined the BIG EAST in the 1979-80 season.

**GRAND MASTERS:** **UConn** has four **1,000-point** career scorers on its roster. Senior **Tristen Newton,** who spent his first three seasons at East Carolina, has 1,384 career points. Junior **Adama Sanogo** has 1,230 career points, all at UConn. Grad student **Joey Calcaterra**, who played four seasons at University of San Diego, has 1,070, and senior **Nahiem Alleyne,** who played three seasons at Virginia Tech, has 1,058. Except for Newton, the other three all scored their 1,000th point during the 2022-23 season.

**MILESTONES REACHED:** **UConn Coach Dan Hurley** reached two milestones during the first and second rounds of the NCAA Championship. UConn's first-round win over Iona was his 250th career coaching victory and the Huskies' second-round win over Saint Mary's was Coach Hurley's 100th victory at UConn.

## MISCELLANEOUS STATISTICS

**UConn regular-season winning percentage under Dan Hurley:**

**2018-19 --- 15-16 --- .484**
**2019-20 --- 19-12 --- .613**
**2020-21 --- 14-6 --- .700**
**2021-22 --- 22-8 --- .733**
**2022-23 --- 24-7 --- .774**

**2022-23 regular season stats:**

**Largest margin of victory:**
53 (114-61) vs. LIU (12/10/22)
**Largest margin of defeat:**
12 (61-73) at Providence (1/4/23)
**Largest halftime lead:**
35 (62-27) vs. LIU (12/10/22)
**Largest halftime lead in loss:**
14 (40-26) at Seton Hall (1/18/23)
**Largest halftime deficit:**
15 (24-39) vs. Xavier (1/25/23)
**Largest halftime deficit in win:**
---
**Largest overall lead:**
57 (114-57) vs. LIU (12/10/22)
**Largest overall deficit:**
17 (18-35) vs. Xavier (1/25/23)
**Largest lead in a loss:**
17 (37-20) vs. Seton Hall (1/18/23)

**Largest deficit overcome in win:**
7 (51-58) vs. Georgetown (12/20/22)

**UConn's record when...**

**Leading at the half --** 27-3
**Trailing at the half --** 1-3
**Tied at the half --** 1-2
**UConn scores 70+ --** 25-4
**UConn scores 60-69 --** 4-3
**UConn scores 50-59 --** 0-1
**UConn outrebounds foe --** 24-7
**Foe outrebounds UConn --** 5-1
**UConn shoots 50.0+ pct. --** 12-0
**UConn shoots 40-50 pct. --** 13-5
**UConn shoots under 40 pct. --** 4-3
**Foe shoots 50+ pct. --** 0-4
**Foe shoots 40-50 pct. --** 13-2
**Foe shoots under 40 pct. --** 16-2
**UConn shoots over 70 pct. from free throw line --** 22-5
**UConn shoots 60-70 pct. from free throw line --** 2-1
**UConn shoots 50-60 pct. from free throw line --** 4-1
**UConn shoots below 50 percent from free throw line --** 1-1
**Bench scores 20+ --** 17-2
**Bench scores under 20 --** 12-6

## BIG EAST CONFERENCE

Through games of March 28

| | BIG EAST | | | Overall | | | |
|---|---|---|---|---|---|---|---|
| | W-L | H | A | W-L | H | A | N |
| Marquette | 17-3 | 10-0 | 7-3 | 29-7 | 16-1 | 8-4 | 5-2 |
| Xavier | 15-5 | 9-1 | 6-4 | 27-10 | 15-2 | 7-4 | 5-4 |
| Creighton | 14-6 | 9-1 | 5-5 | 24-13 | 13-2 | 5-6 | 6-5 |
| **UCONN** | **13-7** | **8-2** | **5-5** | **29-8** | **15-2** | **6-5** | **8-1** |
| Providence | 13-7 | 8-2 | 5-5 | 21-12 | 15-2 | 6-6 | 0-4 |
| Seton Hall | 10-10 | 5-5 | 4-5 | 17-16 | 10-6 | 6-7 | 1-3 |
| Villanova | 10-10 | 6-4 | 4-6 | 17-17 | 10-4 | 5-9 | 2-4 |
| St. John's | 7-13 | 4-6 | 3-7 | 18-15 | 11-6 | 3-8 | 4-1 |
| Butler | 6-14 | 4-6 | 2-8 | 14-18 | 10-6 | 3-9 | 1-3 |
| DePaul | 3-17 | 3-7 | 0-10 | 10-23 | 7-8 | 2-12 | 1-3 |
| Georgetown | 2-18 | 1-9 | 1-9 | 7-25 | 5-12 | 1-11 | 1-2 |

## UCONN IN THE BIG EAST

### All games

**Individual**

| | | |
|---|---|---|
| **Scoring** | | |
| Sanogo | 1st | 17.1 |
| Hawkins | 3rd | 16.3 |
| **Rebounding** | | |
| Sanogo | 5th | 7.5 |
| Jackson | 11th | 6.4 |
| Clingan | 18th | 5.7 |
| **Offensive Rebounds** | | |
| Sanogo | 5th | 2.5 |
| Clingan | 10th | 2.2 |
| Jackson | 13th | 2.0 |
| **Defensive rebounds** | | |
| Sanogo | 4th | 5.0 |
| Jackson | 11th | 4.4 |
| **FG Pct.** | | |
| Sanogo | 5th | .602 |
| **FT Pct.** | | |
| Hawkins | 2nd | .883 |
| Newton | 10th | .804 |
| Sanogo | 15th | .776 |
| **3-PT. Pct.** | | |
| Calcaterra | 1st | .439 |
| Karaban | 6th | .406 |
| Hawkins | 12th | .385 |
| **3-PT. Made** | | |
| Hawkins | 1st | 3.0 |
| Karaban | 14th | 1.7 |
| **Assists** | | |
| Jackson | 4th | 4.7 |
| Newton | 5th | 4.7 |
| **Blocked shots** | | |
| Clingan | 5th | 1.8 |
| Sanogo | 15th | 0.8 |
| **Assist/Turnover Ratio** | | |
| Jackson | 3rd | 2.4 |
| Newton | 7th | 2.0 |

**Team**

| | | |
|---|---|---|
| Scoring | 3rd | 78.8 |
| Scoring Margin | 1st | +14.4 |
| FG Pct. | 4th | .464 |
| 3-Pt. Pct. | 3rd | .363 |
| 3-Pt. Made | 1st | 9.1 |
| Scoring Def. | 1st | 64.4 |
| FT Pct. | 3rd | .760 |
| FG Pct. Def. | 1st | .404 |
| 3-Pt. Pct. Def. | 1st | .297 |
| Off. Reb. | 2nd | 13.1 |
| Def. Reb. | 4th | 26.2 |
| Reb. Margin | 1st | +9.4 |
| Assists | 2nd | 17.6 |
| Steals | 8th | 6.3 |
| Blocks | 1st | 4.8 |
| TO Margin | 7th | -0.1 |
| Ast/TO Ratio | 3rd | 1.4 |
| Home Attendance | 3rd | 11,446 |

### Conference games

**Individual**

| | | |
|---|---|---|
| **Scoring** | | |
| Hawkins | 1st | 17.3 |
| Sanogo | 4th | 16.2 |
| **Rebounding** | | |
| Sanogo | 5th | 7.6 |
| Jackson | 10th | 6.6 |
| Clingan | 18th | 5.2 |
| **Offensive Rebounds** | | |
| Sanogo | 4th | 2.8 |
| Jackson | 8th | 2.3 |
| Clingan | 9th | 2.2 |
| **Defensive rebounds** | | |
| Sanogo | 7th | 4.8 |
| Jackson | 15th | 4.3 |
| **FG Pct.** | | |
| Sanogo | 7th | .568 |
| **FT Pct.** | | |
| Hawkins | 2nd | .900 |
| Newton | 7th | .813 |
| Sanogo | 14th | .763 |
| **3-PT. Pct.** | | |
| Karaban | 10th | .396 |
| **3-PT. Made** | | |
| Hawkins | 3rd | 2.8 |
| Karaban | 12th | 1.8 |
| **Assists** | | |
| Newton | 5th | 4.6 |
| Jackson | 7th | 4.2 |
| **Blocked shots** | | |
| Clingan | 4th | 1.7 |
| **Assist/Turnover Ratio** | | |
| Newton | 5th | 2.0 |
| Jackson | 10th | 1.8 |

**Team**

| | | |
|---|---|---|
| Scoring | 6th | 75.7 |
| Scoring Margin | 3rd | +7.3 |
| FG Pct. | 8th | .439 |
| 3-Pt. Pct. | 6th | .345 |
| 3-Pt. Made | 3rd | 8.6 |
| Scoring Def. | 4th | 68.3 |
| FT Pct. | 3rd | .767 |
| FG Pct. Def. | 2nd | .422 |
| 3-Pt. Pct. Def. | 1st | .306 |
| Off. Reb. | 1st | 14.2 |
| Def. Reb. | 6th | 24.8 |
| Reb. Margin | 1st | +8.0 |
| Assists | 3rd | 16.5 |
| Steals | 7th | 6.1 |
| Blocks | 2nd | 4.8 |
| TO Margin | 8th | -1.1 |
| Ast/TO Ratio | 3rd | 1.3 |
| Home Attendance | 3rd | 12,866 |

# NATIONAL POLLS

### ASSOCIATED PRESS POLL

**March 13**

| Team | Record | Pts |
|---|---|---|
| **1 Alabama (48)** | **29-5** | **1508** |
| 2 Houston (9) | 31-3 | 1404 |
| 3 Purdue (3) | 29-5 | 1367 |
| 4 Kansas | 27-7 | 1303 |
| 5 Texas | 26-8 | 1276 |
| **6 Marquette** | **28-6** | **1244** |
| 7 UCLA (1) | 29-5 | 1209 |
| 8 Arizona | 28-6 | 1155 |
| 9 Gonzaga | 28-5 | 1046 |
| **10 UCONN** | **25-8** | **854** |
| 11 Baylor | 22-10 | 779 |
| 12 Duke | 26-8 | 763 |
| **13 Xavier** | **25-9** | **738** |
| 14 Virginia | 25-7 | 711 |
| 15 Kansas State | 23-9 | 709 |
| 16 Miami | 25-7 | 581 |
| 17 Texas A&M | 25-9 | 562 |
| 18 San Diego State | 27-6 | 550 |
| 19 Saint Mary's | 26-7 | 426 |
| 20 Tennessee | 23-10 | 381 |
| 21 Indiana | 22-11 | 332 |
| 22 TCU | 21-12 | 254 |
| 23 Missouri | 24-9 | 171 |
| 24 Memphis | 26-8 | 110 |
| 25 Florida Atlantic | 31-3 | 99 |

**Others receiving votes: Creighton 94,** Oral Roberts 58, Kentucky 39, **Iowa State 32,** VCU 26, Utah State 15, Penn State 11, Charleston 10, Kent State 2, Drake 2, West Virginia 2, Northwestern 2

### USA TODAY COACHES POLL

**March 13**

| Team | Record | Pts. |
|---|---|---|
| 1 Houston (21) | 31-3 | 777 |
| **2 Alabama (8)** | **29-5** | **759** |
| 3 Purdue (2) | 29-5 | 728 |
| **4 Marquette** | **28-6** | **654** |
| 5 Kansas (1) | 27-7 | 652 |
| 6 UCLA | 29-5 | 649 |
| 7 Texas | 26-8 | 647 |
| 8 Arizona | 28-6 | 608 |
| 9 Gonzaga | 28-5 | 546 |
| 10 Virginia | 25-7 | 418 |
| 11 Baylor | 22-10 | 399 |
| **12 UCONN** | **25-8** | **391** |
| 13 Kansas State | 23-9 | 370 |
| **14 Xavier** | **25-9** | **369** |
| 15 Miami | 25-7 | 342 |
| 16 Duke | 26-8 | 334 |
| 17 Texas A&M | 25-9 | 289 |
| 18 San Diego State | 27-6 | 266 |
| 19 Saint Mary's | 26-7 | 240 |
| 19 Indiana | 22-11 | 240 |
| 21 Tennessee | 23-10 | 153 |
| **22 Creighton** | **21-12** | **118** |
| 23 TCU | 21-12 | 117 |
| 24 Missouri | 24-9 | 65 |
| 25 Florida Atlantic | 31-3 | 54 |

**Others receiving votes: Iowa State 47**, Kentucky 29, Penn State 24, Northwestern 23, **Providence 21,** Oral Roberts 20, Utah State 14, VCU 9, Kent State 6, Maryland 6, NC State 5, Memphis 4, Charleston 3, Pittsburgh 3, Michigan State 1

UConn's 2021-22 opponents in **boldface** type.

## THE LAST TIME ...

### Team

**100 Points by a Team**
By UConn 114 vs. LIU (GP), 12/10/22
By Opponent 109 vs. Auburn (2ot), 11/24/21

**90 Points by a Team**
By UConn 95 at St. John's (MSG), 2/25/23
By Opponent 90 at Seton Hall (ot), 1/8/22

**40-plus Point Win**
By UConn 114-61 vs. LIU (GP), 12/10/22
By Opponent 101-61 at Syracuse, 11/30/77

**30-plus Point Win**
By UConn 86-56 vs. Butler (XL), 1/22/23
By Opponent 84-45 vs. Houston, 3/15/19

**20-plus Point Win**
By UConn 82-54 vs. Gonzaga (NCAA), 3/25/23
By Opponent 81-58 vs. Villanova (MSG), 12/22/18

**60-Percent Shooting by a Team**
By UConn .625 vs. LIU (GP), 12/10/22
By Opponent .600 vs. Arkansas, 11/26/17

**Single Overtime Game**
UConn Win 86-78 vs. St. John's (GP), 1/12/22
UConn Loss 87-90 at Seton Hall, 1/8/22

**Multi-Overtime Game**
UConn Win 115-109 vs. Auburn (N), 11/24/21 (2ot)
UConn Loss 89-93 at Temple, 2/20/20 (2ot)

**10 Three-Point Field Goals Made**
By UConn 11 vs. Gonzaga (NCAA), 3/19/23
By Opponent 11 vs. Marquette (MSG), 3/10/23

**10 Blocks**
By UConn 11 at Marquette, 1/11/23
11 at St. John's (MSG), 2/25/23
By Opponent 11 vs. Cincinnati (GP), 2/9/20

**15 Blocks**
By UConn 15 vs. Maine, 11/13/15

**10 Steals**
By UConn 12 vs. Villanova (XL), 12/28/22

**60 Rebounds**
By UConn 76 vs. Syracuse, 3/12/09 (6OT)*

*Senior Nahienm Alleyne was part of UConn's 24-point effort from its bench against Gozaga.*

### UCONN 2022-23 STARTING LINEUPS

**Karaban, Sanogo, Jackson, Hawkins, Newton (20-8)**
**Karaban, Sanogo, Alleyne, Hawkins, Newton (5-0)**
**Alleyne, Karaban, Sanogo, Newton, Diarra (2-0)**
**Alleyne, S.Johnson, Sanogo, Hawkins, Newton (1-0)**
**Karaban, Jackson, Sanogo, Hawkins, Diarra (1-0)**

### Individual

**40 Points by a Player**
40, James Bouknight vs. Creighton, 12/20/20

**30 Points by a Player**
31, Jordan Hawkins vs. St. John's (XL) (1/15/23)

**20 Rebounds by a Player**
21, Alex Oriakhi at Texas, 1/8/11

**15 Rebounds by a Player**
15, Adama Sanogo vs. Boston U. (GP) (11/11/22)
16, Tyrese Martin vs. DePaul (GP) 3/5/22

**Two Players with 20 Points**
vs. Xavier (GP) (1/25/23)
Jordan Hawkins 28, Tristen Newton 23

**Three Players with 20 Points**
at DePaul (1/31/23)
Jordan Hawkins 26, Adama Sanogo 25, Tristen Newton 21

**Two Players with 10 Rebounds**
vs. DePaul (GP), (3/5/22)
Tyrese Martin 16, Adama Sanogo 11

**15 Field Goals Made**
15, Kemba Walker vs. Vermont, 11/17/10

**10 Free Throws Made**
14, Tristen Newton vs. Buffalo (XL), 11/15/22

**10 Assists by a Player**
12, Tristen Newton vs. Marquette (XL), 2/7/23

**15 Assists by a Player**
16, Marcus Williams vs. Notre Dame, 1/30/05

**5 Steals by a Player**
6, R.J. Cole at Georgetown, 2/23/21

**5 Blocks by a Player**
5, Donovan Clingan at St. John's (MSG), 2/25/23
5, Donovan Clingan at Marquette, 1/11/23
5, Isaiah Whaley at St. John's (MSG), 2/13/22
6, Adama Sanogo vs. St. John's (GP) 1/12/22

**10 Blocks by a Player**
10, Hasheem Thabeet vs. PC, 1/31/09

**5 Three-Point FGM by a Player**
6, Jordan Hawkins, vs. Gonzaga(XL) (3/34/23)
65, Jordan Hawkins vs. Xavier (GP) (1/25/23)

**Single Player with a Double-Double**
Adama Sanogo 28p-13r vs. Iona (NCAA) 3/17/23

**Consecutive Double-Doubles by a Player**
Adama Sanogo
13p-16 reb at Creighton, 3/222
26p-11 reb vs. DePaul (GP), 3/5/22

**Triple-Double by a Player**
Tristen Newton
12p-10r-12a vs. Marquette (XL) (2/7/23)

**Two Players with a Double-Double**
Win, 71-53 vs. Iowa St. (N), 11/27/22
Donovan Clingan: 15p-10r; Andre Jackson Jr.: 10p-13r.

**Six Players in Double Figures**
Win, 84-64 vs. Buffalo (XL), 11/15/22 -- Tristen Newton 22, Joey Calcaterra 15, Nahiem Alleyne 12, Adama Sanogo 11, Donovan Clingan 11, Alex Karaban 10.

**Five Players in Double Figures**
Win, 88-59 vs. DePaul (XL), 3/1/23 -- Adama Sanogo 26, Tristen Newton 12, Andre Jackson 11, Alex Karaban 11, Donovan Clingan 10.

# *Dan* HURLEY

## Head Coach

### *5th year at UConn*

Since taking over as the head coach of the UConn men's basketball program in March, 2018, Dan Hurley has guided the Huskies on a steady climb back to national prominence. In the 2021-22 season, the fourth of the Hurley Era at UConn, not only did the upward trajectory continue, but the program took another significant leap.

Back to a semblance of normalcy following the uncertain Covid-plagued season of 2020-21, Hurley coached the 2021-22 Huskies to 23 overall wins (23-10), the third different program he has resurrected from a sub-.500 record to a 20-win season in four years or less. It was the most overall wins for a UConn team in six years and the most conference wins (13) for UConn in eight seasons.

Not only has UConn's winning percentage improved in each year under Hurley, but last season, the Huskies had five road wins, three wins against Top 25 opponents, four neutral-site victories and were ranked in the national Top 25 poll for 15 weeks. Hurley again took his team to the NCAA Tournament, marking UConn's first back-to-back appearances in the Big Dance in 10 years. The season included a second consecutive top three finish in the BIG EAST Conference, a second straight trip to the BIG EAST Tournament semifinals, three separate five-game winning streaks and the 10 losses were by an average margin of just 4.7 points.

In 12 seasons as a head coach, Hurley has posted a 224-152 overall record (.596), 73-47 at UConn (.608). Take away the records from his first season at each new school, during which he was essentially tasked with stopping the bleeding of a broken program, and that overall winning percentage jumps to an impressive .658.

A steady influx of highly-rated recruiting classes has been the backbone of UConn's yearly rise under Hurley and his coaching staff.

Despite the most uncertain of seasons in 2020-21 that included stops and starts, shutdowns and restarts, cancellations, postponements and rescheduling, the program continued to move forward.

The Huskies had three lengthy shutdowns and 10 games either cancelled or postponed, but still they finished third in their first season back in the BIG EAST, cracked the Top 25, reach the BIG EAST Tournament semifinals and, perhaps most importantly, earned a berth in the NCAA Tournament for the first time in five years.

Hurley became the 19th head coach in the history of UConn basketball on March 22, 2018, when he accepted the challenge of resurrecting a program that had suffered two consecutive losing seasons. It didn't take long for him to put his stamp on the program. Three games into his first season as the head coach of the Huskies in 2018-19, the team had three victories, including its first win over a nationally-ranked opponent in three years.

As the architect of two previous college basketball rebuilding projects, however, Hurley was well-aware that the challenge of returning the four-time NCAA champion Huskies to national prominence wasn't going to be that easy. As with his two other program turnarounds, there clearly were going to be struggles and growing pains, and UConn's final 16-17 record, while disappointing, was not all that surprising.

Although he was a national recruit coming out of St. Anthony High School and he put together an impressive college playing career at Seton Hall, it is as a coach that Hurley has made the basketball world take notice, as a program-builder and a positive guiding force for young men. While still a youthful coach in college basketball terms, Hurley has already taken charge of four struggling hoop programs – St. Benedict's Prep, Wagner College, the University of Rhode Island, and UConn -- and built them into competitors on the national stage.

Hurley is a product of one of the most well-known basketball families in the country, led by his father, Bob Sr., a Naismith Memorial Basketball Hall of Fame inductee following a legendary high school coaching career at powerhouse St. Anthony in Jersey City (N.J.) and including older brother Bobby, a college All-American and two-time National Champion player at Duke, who played for five years in the NBA, and is currently the head coach at Arizona State.

Hurley came to UConn following six years at Rhode Island, where he took a program that went 7-23 in the season before he arrived to a combined 51-18 mark and two NCAA Tournament appearances in his final two years, URI's first NCAA appearances in 18 years. In each year, Hurley guided the Rams to a first-round NCAA tourney victory.

In his six seasons in Rhode Island, Hurley's teams were a combined 113-82 (.579), but an even more impressive 91-43 (.679) with two NCAA appearances and an NIT berth during his last four years.

It was at St. Benedict's, where he also taught history, that Hurley maintains he really learned his craft, building the program into a national prep school powerhouse. In nine seasons, Hurley compiled a sterling 223-21 record, with four Top Five finishes in the national rankings.

Born (1/16/73) and raised in in Jersey City, Hurley was an outstanding high school player at St. Anthony, leading the team to a 31-1 record and a No. 2 national ranking as a senior. At Seton Hall, he played under head coaches P.J. Carlesimo and George Blaney, amassing career totals of 1,070 points and 437 assists and helping the Pirates to three NCAA Tournament appearances and an NIT berth during his career.

Dan and wife Andrea, who met while both were attending Seton Hall, are the parents of two sons, Danny, also a Seton Hall graduate, and Andrew, a junior at UConn.

**HURLEY COACHING FILE**

| | |
|---|---|
| 1996-97 | St. Anthony High School (Asst. Coach) |
| 1997-2001 | Rutgers University (Asst. Coach) |
| 2001-2010 | St. Benedict's Prep (Head Coach, 223-21) |

| | | |
|---|---|---|
| 2010-11 | Wagner College | 13-17 (9-9 Northeast Conf.) |
| 2011-12 | Wagner College | 25-6 (15-3 Northeast Conf.) |
| 2012-13 | Rhode Island | 8-21 (3-13 Atlantic 10) |
| 2013-14 | Rhode Island | 14-18 (5-11 Atlantic 10) |
| 2014-15 | Rhode Island | 23-10 (13-5 Atlantic 10) |
| 2015-16 | Rhode Island | 17-15 (9-9 Atlantic 10) |
| 2016-17 | Rhode Island | 25-10 (13-5 Atlantic 10) |
| 2017-18 | Rhode Island | 26-8 (15-3 Atlantic 10) |
| 2018-19 | UConn | 16-17 (6-12 American) |
| 2019-20 | UConn | 19-12 (10-8 American) |
| 2020-21 | UConn | 15-8 (11-6 BIG EAST) |
| 2021-22 | UConn | 23-10 (13-6 BIG EAST) |
| 2022-23 | UConn | 29-8 (13-7 BIG EAST) |

Totals
Overall: 253-160 (.613)
At UConn: 102-55 (.650)
Conference: 135-97 (.582)
NCAA Record: 6-4
NIT Record: 1-1

# 2022-23
# Team Statistics
# Player Statistics

# 2022-23 UConn Men's Basketball
# Combined Team Statistics
# All games


**as of Mar 26, 2023**

### Game Records

| Record | Overall | Home | Away | Neutral |
|---|---|---|---|---|
| ALL GAMES | 29-8 | 15-2 | 6-5 | 8-1 |
| CONFERENCE | 13-7 | 8-2 | 5-5 | 0-0 |
| NON-CONFERENCE | 16-1 | 7-0 | 1-0 | 8-1 |

### Score by Periods

| Team | 1st | 2nd | OT | TOT |
|---|---|---|---|---|
| UConn | 1459 | 1457 | 0 | 2916 |
| Opponents | 1097 | 1286 | 0 | 2383 |

### Team Box Score

| No. | Player | | | | Total | | 3-Point | | F-Throw | | Rebounds | | | | | | | | | | | |
|---|---|---|---|---|---|---|---|---|---|---|---|---|---|---|---|---|---|---|---|---|---|---|
| | | GP-GS | MIN | AVG | FG-FGA | FG% | 3FG-3FGA | 3FG% | FT-FTA | FT% | OFF | DEF | TOT | AVG | PF | DQ | A | TO | BLK | STL | PTS | AVG |
| 21 | SANOGO, Adama | 37-37 | 979:39 | 26.5 | 263-437 | .602 | 17-49 | .347 | 90-116 | .776 | 93 | 186 | 279 | 7.5 | 101 | 2 | 47 | 72 | 29 | 27 | 633 | 17.1 |
| 24 | HAWKINS, Jordan | 35-35 | 1032:06 | 29.5 | 174-428 | .407 | 104-270 | .385 | 117-132 | .886 | 35 | 98 | 133 | 3.8 | 79 | 1 | 47 | 48 | 17 | 25 | 569 | 16.3 |
| 2 | NEWTON, Tristen | 37-36 | 1056:45 | 28.6 | 100-267 | .375 | 43-117 | .368 | 123-153 | .804 | 42 | 118 | 160 | 4.3 | 76 | 0 | 173 | 85 | 10 | 40 | 366 | 9.9 |
| 11 | KARABAN, Alex | 37-36 | 1064:51 | 28.8 | 126-260 | .485 | 63-155 | .406 | 36-43 | .837 | 58 | 104 | 162 | 4.4 | 92 | 1 | 64 | 42 | 24 | 20 | 351 | 9.5 |
| 32 | CLINGAN, Donovan | 37-0 | 487:49 | 13.2 | 108-165 | .655 | 0-1 | .000 | 45-86 | .523 | 82 | 128 | 210 | 5.7 | 70 | 0 | 17 | 39 | 68 | 14 | 261 | 7.1 |
| 44 | JACKSON JR., Andre | 34-29 | 991:23 | 29.2 | 88-206 | .427 | 25-88 | .284 | 30-46 | .652 | 67 | 151 | 218 | 6.4 | 95 | 5 | 159 | 67 | 18 | 35 | 231 | 6.8 |
| 3 | CALCATERRA, Joey | 36-0 | 518:39 | 14.4 | 69-165 | .418 | 47-107 | .439 | 23-26 | .885 | 15 | 48 | 63 | 1.8 | 36 | 1 | 44 | 28 | 2 | 20 | 208 | 5.8 |
| 4 | ALLEYNE, Nahiem | 37-8 | 660:27 | 17.9 | 65-178 | .365 | 32-97 | .330 | 25-29 | .862 | 11 | 30 | 41 | 1.1 | 55 | 0 | 30 | 24 | 2 | 18 | 187 | 5.1 |
| 5 | DIARRA, Hassan | 34-3 | 451:56 | 13.3 | 25-83 | .301 | 7-37 | .189 | 19-37 | .514 | 12 | 35 | 47 | 1.4 | 44 | 0 | 66 | 37 | 8 | 28 | 76 | 2.2 |
| 35 | JOHNSON, Samson | 10-1 | 45:17 | 4.5 | 4-8 | .500 | 0-2 | .000 | 3-3 | 1.000 | 6 | 3 | 9 | 0.9 | 6 | 0 | 1 | 2 | 0 | 2 | 11 | 1.1 |
| 13 | SPRINGS, Richie | 17-0 | 37:49 | 2.2 | 6-9 | .667 | 0-0 | .000 | 3-5 | .600 | 3 | 8 | 11 | 0.6 | 4 | 0 | 3 | 1 | 0 | 0 | 15 | 0.9 |
| 33 | ROUMOGLOU, Apostolos | 18-0 | 28:02 | 1.6 | 2-7 | .286 | 0-2 | .000 | 2-3 | .667 | 2 | 5 | 7 | 0.4 | 4 | 0 | 1 | 2 | 0 | 1 | 6 | 0.3 |
| 20 | HURLEY, Andrew | 13-0 | 18:10 | 1.4 | 1-7 | .143 | 0-3 | .000 | 0-0 | .000 | 0 | 2 | 2 | 0.2 | 1 | 0 | 0 | 2 | 0 | 2 | 2 | 0.2 |
| 40 | JOHNSON JR., Andre | 9-0 | 09:42 | 1.1 | 0-1 | .000 | 0-1 | .000 | 0-0 | .000 | 0 | 0 | 0 | 0.0 | 0 | 0 | 0 | 0 | 0 | 0 | 0 | 0.0 |
| 41 | HENDRY, Emmett | 9-0 | 06:58 | 0.8 | 0-0 | .000 | 0-0 | .000 | 0-0 | .000 | 0 | 0 | 0 | 0.0 | 0 | 0 | 0 | 1 | 0 | 0 | 0 | 0.0 |
| 30 | HASSON, Yarin | 11-0 | 10:26 | 0.9 | 0-2 | .000 | 0-1 | .000 | 0-0 | .000 | 1 | 0 | 1 | 0.1 | 3 | 0 | 0 | 0 | 1 | 0 | 0 | 0.0 |
| Team | | | | | | | | | | | 57 | 53 | 110 | | | | | 25 | | | | |
| **Total** | | **37** | **7400** | | **1031-2223** | **.464** | **338-930** | **.363** | **516-679** | **.760** | **484** | **969** | **1453** | **39.3** | **666** | **10** | **652** | **475** | **179** | **232** | **2916** | **78.8** |
| **Opponents** | | **37** | **7400** | | **817-2024** | **.404** | **181-610** | **.297** | **568-778** | **.730** | **335** | **772** | **1107** | **29.9** | **630** | **15** | **340** | **472** | **102** | **243** | **2383** | **64.4** |

## Team Statistics

| | UCONN | OPP |
|---|---|---|
| **Scoring** | **2916** | **2383** |
| Points per game | 78.8 | 64.4 |
| Scoring margin | +14.4 | - |
| **Field goals-att** | **1031-2223** | **817-2024** |
| Field goal pct | .464 | .404 |
| **3 point fg-att** | **338-930** | **181-610** |
| 3-point FG pct | .363 | .297 |
| 3-pt FG made per game | 9.1 | 4.9 |
| **Free throws-att** | **516-679** | **568-778** |
| Free throw pct | .760 | .730 |
| F-Throws made per game | 13.9 | 15.4 |
| **Rebounds** | **1453** | **1107** |
| Rebounds per game | 39.3 | 29.9 |
| Rebounding margin | +9.4 | - |
| **Assists** | **652** | **340** |
| Assists per game | 17.6 | 9.2 |
| **Turnovers** | **475** | **472** |
| Turnovers per game | 12.8 | 12.8 |
| Turnover margin | -0.1 | - |
| Assist/turnover ratio | 1.4 | 0.7 |
| **Steals** | **232** | **243** |
| Steals per game | 6.3 | 6.6 |
| **Blocks** | **179** | **102** |
| Blocks per game | 4.8 | 2.8 |
| **Winning streak** | **4** | **-** |
| Home win streak | 4 | - |
| **Attendance** | **194581** | **126488** |
| Home games-Avg/Game | 17-11446 | 11-11499 |
| Neutral site-Avg/Game | - | 9-13165 |

## Team Results

| Date | Opponent | | Score | Att. |
|---|---|---|---|---|
| 11/07/2022 | Stonehill | W | 85-54 | 9116 |
| 11/11/2022 | Boston U. | W | 86-57 | 9156 |
| 11/15/2022 | Buffalo | W | 84-64 | 10112 |
| 11/18/2022 | UNCW | W | 86-50 | 7766 |
| 11/20/2022 | Delaware St. | W | 95-60 | 9442 |
| 11/24/2022 | vs Oregon | W | 83-59 | 5598 |
| 11/25/2022 | vs Alabama | W | 82-67 | 3603 |
| 11/27/2022 | vs Iowa St. | W | 71-53 | 5005 |
| 12/01/2022 | Oklahoma St. | W | 74-64 | 10167 |
| 12/07/2022 | at Florida | W | 75-54 | 9046 |
| 12/10/2022 | LIU | W | 114-61 | 10167 |
| 12/17/2022 | at Butler | W | 68-46 | 8283 |
| 12/20/2022 | Georgetown | W | 84-73 | 10167 |
| 12/28/2022 | Villanova | W | 74-66 | 15564 |
| 12/31/2022 | at Xavier | L | 73-83 | 10565 |
| 01/04/2023 | at Providence | L | 61-73 | 12400 |
| 01/07/2023 | Creighton | W | 69-60 | 10167 |
| 01/11/2023 | at Marquette | L | 76-82 | 15116 |
| 01/15/2023 | St. John's (NY) | L | 74-85 | 15564 |
| 01/18/2023 | at Seton Hall | L | 66-67 | 9710 |
| 01/22/2023 | Butler | W | 86-56 | 15564 |
| 01/25/2023 | Xavier | L | 79-82 | 10167 |
| 01/31/2023 | at DePaul | W | 90-76 | 3956 |
| 02/04/2023 | at Georgetown | W | 68-62 | 10621 |
| 02/07/2023 | Marquette | W | 87-72 | 15564 |
| 02/11/2023 | at Creighton | L | 53-56 | 18286 |
| 02/18/2023 | Seton Hall | W | 64-55 | 10167 |
| 02/22/2023 | Providence | W | 87-69 | 10167 |
| 02/25/2023 | at St. John's (NY) | W | 95-86 | 12241 |
| 03/01/2023 | DePaul | W | 88-59 | 15564 |
| 03/04/2023 | at Villanova | W | 71-59 | 16264 |
| 03/09/2023 | vs Providence | W | 73-66 | 19812 |
| 03/10/2023 | vs Marquette | L | 68-70 | 19812 |
| 03/17/2023 | vs Iona | W | 87-63 | 14010 |
| 03/19/2023 | vs Saint Mary's (CA) | W | 70-55 | 13984 |
| 03/23/2023 | vs Arkansas | W | 88-65 | 18544 |
| 03/25/2023 | vs Gonzaga | W | 82-54 | 18119 |

# 2022-23 UConn Men's Basketball
# Combined Team Statistics
# In Conference games


**as of Mar 26, 2023**

### Game Records

| Record | Overall | Home | Away | Neutral |
|---|---|---|---|---|
| ALL GAMES | 13-7 | 8-2 | 5-5 | 0-0 |
| CONFERENCE | 13-7 | 8-2 | 5-5 | 0-0 |
| NON-CONFERENCE | 0-0 | 0-0 | 0-0 | 0-0 |

### Score by Periods

| Team | 1st | 2nd | OT | TOT |
|---|---|---|---|---|
| UConn | 756 | 757 | 0 | 1513 |
| Opponents | 621 | 746 | 0 | 1367 |

### Team Box Score

| No. | Player | | | | Total | | 3-Point | | F-Throw | | Rebounds | | | | | | | | | | | |
|---|---|---|---|---|---|---|---|---|---|---|---|---|---|---|---|---|---|---|---|---|---|---|
| | | GP-GS | MIN | AVG | FG-FGA | FG% | 3FG-3FGA | 3FG% | FT-FTA | FT% | OFF | DEF | TOT | AVG | PF | DQ | A | TO | BLK | STL | PTS | AVG |
| 24 | HAWKINS, Jordan | 20-20 | 646:56 | 32.3 | 105-263 | .399 | 55-154 | .357 | 81-90 | .900 | 26 | 62 | 88 | 4.4 | 49 | 1 | 24 | 32 | 12 | 17 | 346 | 17.3 |
| 21 | SANOGO, Adama | 20-20 | 556:36 | 27.8 | 134-236 | .568 | 10-28 | .357 | 45-59 | .763 | 55 | 96 | 151 | 7.6 | 61 | 2 | 26 | 38 | 14 | 15 | 323 | 16.2 |
| 2 | NEWTON, Tristen | 20-20 | 582:33 | 29.1 | 58-146 | .397 | 21-60 | .350 | 65-80 | .813 | 22 | 60 | 82 | 4.1 | 41 | 0 | 91 | 45 | 6 | 23 | 202 | 10.1 |
| 11 | KARABAN, Alex | 20-20 | 596:35 | 29.8 | 70-153 | .458 | 36-91 | .396 | 16-18 | .889 | 35 | 59 | 94 | 4.7 | 45 | 1 | 37 | 21 | 13 | 14 | 192 | 9.6 |
| 44 | JACKSON JR., Andre | 20-20 | 604:27 | 30.2 | 53-130 | .408 | 16-54 | .296 | 21-31 | .677 | 46 | 86 | 132 | 6.6 | 57 | 3 | 83 | 46 | 10 | 16 | 143 | 7.2 |
| 32 | CLINGAN, Donovan | 20-0 | 245:49 | 12.3 | 45-78 | .577 | 0-0 | .000 | 22-44 | .500 | 44 | 60 | 104 | 5.2 | 40 | 0 | 10 | 24 | 34 | 6 | 112 | 5.6 |
| 4 | ALLEYNE, Nahiem | 20-0 | 309:44 | 15.5 | 26-83 | .313 | 14-47 | .298 | 12-15 | .800 | 5 | 17 | 22 | 1.1 | 26 | 0 | 13 | 10 | 2 | 5 | 78 | 3.9 |
| 3 | CALCATERRA, Joey | 19-0 | 205:21 | 10.8 | 24-73 | .329 | 16-44 | .364 | 5-5 | 1.000 | 7 | 16 | 23 | 1.2 | 19 | 1 | 19 | 12 | 1 | 9 | 69 | 3.6 |
| 5 | DIARRA, Hassan | 17-0 | 215:42 | 12.7 | 14-39 | .359 | 4-17 | .235 | 10-19 | .526 | 7 | 11 | 18 | 1.1 | 23 | 0 | 25 | 13 | 4 | 15 | 42 | 2.5 |
| 35 | JOHNSON, Samson | 5-0 | 21:23 | 4.3 | 2-6 | .333 | 0-2 | .000 | 0-0 | .000 | 3 | 1 | 4 | 0.8 | 1 | 0 | 1 | 2 | 0 | 2 | 4 | 0.8 |
| 13 | SPRINGS, Richie | 4-0 | 03:47 | 0.9 | 1-1 | 1.000 | 0-0 | .000 | 0-0 | .000 | 1 | 0 | 1 | 0.3 | 0 | 0 | 0 | 0 | 0 | 0 | 2 | 0.5 |
| 40 | JOHNSON JR., Andre | 1-0 | 00:46 | 0.8 | 0-0 | .000 | 0-0 | .000 | 0-0 | .000 | 0 | 0 | 0 | 0.0 | 0 | 0 | 0 | 0 | 0 | 0 | 0 | 0.0 |
| 20 | HURLEY, Andrew | 2-0 | 02:36 | 1.3 | 0-1 | .000 | 0-0 | .000 | 0-0 | .000 | 0 | 1 | 1 | 0.5 | 0 | 0 | 0 | 0 | 0 | 0 | 0 | 0.0 |
| 33 | ROUMOGLOU, Apostolos | 5-0 | 06:13 | 1.2 | 0-3 | .000 | 0-1 | .000 | 0-0 | .000 | 0 | 0 | 0 | 0.0 | 1 | 0 | 0 | 0 | 0 | 0 | 0 | 0.0 |
| 41 | HENDRY, Emmett | 1-0 | 00:46 | 0.8 | 0-0 | .000 | 0-0 | .000 | 0-0 | .000 | 0 | 0 | 0 | 0.0 | 0 | 0 | 0 | 0 | 0 | 0 | 0 | 0.0 |
| 30 | HASSON, Yarin | 1-0 | 00:46 | 0.8 | 0-1 | .000 | 0-0 | .000 | 0-0 | .000 | 1 | 0 | 1 | 1.0 | 0 | 0 | 0 | 0 | 0 | 0 | 0 | 0.0 |
| Team | | | | | | | | | | | 31 | 26 | 57 | | | | | 13 | | | | |
| **Total** | | **20** | **4000** | | **532-1213** | **.439** | **172-498** | **.345** | **277-361** | **.767** | **283** | **495** | **778** | **38.9** | **363** | **8** | **329** | **256** | **96** | **122** | **1513** | **75.7** |
| **Opponents** | | **20** | **4000** | | **469-1111** | **.422** | **105-343** | **.306** | **324-427** | **.759** | **194** | **423** | **617** | **30.9** | **329** | **9** | **197** | **234** | **64** | **129** | **1367** | **68.4** |

## Team Statistics

| | UCONN | OPP |
|---|---|---|
| **Scoring** | **1513** | **1367** |
| Points per game | 75.7 | 68.4 |
| Scoring margin | +7.3 | - |
| **Field goals-att** | **532-1213** | **469-1111** |
| Field goal pct | .439 | .422 |
| **3 point fg-att** | **172-498** | **105-343** |
| 3-point FG pct | .345 | .306 |
| 3-pt FG made per game | 8.6 | 5.3 |
| **Free throws-att** | **277-361** | **324-427** |
| Free throw pct | .767 | .759 |
| F-Throws made per game | 13.9 | 16.2 |
| **Rebounds** | **778** | **617** |
| Rebounds per game | 38.9 | 30.9 |
| Rebounding margin | +8.1 | - |
| **Assists** | **329** | **197** |
| Assists per game | 16.5 | 9.9 |
| **Turnovers** | **256** | **234** |
| Turnovers per game | 12.8 | 11.7 |
| Turnover margin | -1.1 | - |
| Assist/turnover ratio | 1.3 | 0.8 |
| **Steals** | **122** | **129** |
| Steals per game | 6.1 | 6.5 |
| **Blocks** | **96** | **64** |
| Blocks per game | 4.8 | 3.2 |
| **Winning streak** | **5** | **-** |
| Home win streak | 4 | - |
| **Attendance** | **128655** | **117442** |
| Home games-Avg/Game | 10-12866 | 10-11744 |
| Neutral site-Avg/Game | - | 0-0 |

## Team Results

| Date | Opponent | | Score | Att. |
|---|---|---|---|---|
| 12/17/2022 | at Butler | W | 68-46 | 8283 |
| 12/20/2022 | Georgetown | W | 84-73 | 10167 |
| 12/28/2022 | Villanova | W | 74-66 | 15564 |
| 12/31/2022 | at Xavier | L | 73-83 | 10565 |
| 01/04/2023 | at Providence | L | 61-73 | 12400 |
| 01/07/2023 | Creighton | W | 69-60 | 10167 |
| 01/11/2023 | at Marquette | L | 76-82 | 15116 |
| 01/15/2023 | St. John's (NY) | L | 74-85 | 15564 |
| 01/18/2023 | at Seton Hall | L | 66-67 | 9710 |
| 01/22/2023 | Butler | W | 86-56 | 15564 |
| 01/25/2023 | Xavier | L | 79-82 | 10167 |
| 01/31/2023 | at DePaul | W | 90-76 | 3956 |
| 02/04/2023 | at Georgetown | W | 68-62 | 10621 |
| 02/07/2023 | Marquette | W | 87-72 | 15564 |
| 02/11/2023 | at Creighton | L | 53-56 | 18286 |
| 02/18/2023 | Seton Hall | W | 64-55 | 10167 |
| 02/22/2023 | Providence | W | 87-69 | 10167 |
| 02/25/2023 | at St. John's (NY) | W | 95-86 | 12241 |
| 03/01/2023 | DePaul | W | 88-59 | 15564 |
| 03/04/2023 | at Villanova | W | 71-59 | 16264 |

# 2022-23 UConn Men's Basketball
# Combined Team Statistics
## NCAA Tournament Games


**as of Mar 26, 2023**

### Game Records

| Record | Overall | Home | Away | Neutral |
|---|---|---|---|---|
| ALL GAMES | 4-0 | 0-0 | 0-0 | 4-0 |
| CONFERENCE | 0-0 | 0-0 | 0-0 | 0-0 |
| NON-CONFERENCE | 4-0 | 0-0 | 0-0 | 4-0 |

### Score by Periods

| Team | 1st | 2nd | OT | TOT |
|---|---|---|---|---|
| UConn | 153 | 174 | 0 | 327 |
| Opponents | 130 | 107 | 0 | 237 |

### Team Box Score

| No. | Player | | | | Total | | 3-Point | | F-Throw | | Rebounds | | | | | | | | | | | |
|---|---|---|---|---|---|---|---|---|---|---|---|---|---|---|---|---|---|---|---|---|---|---|
| | | GP-GS | MIN | AVG | FG-FGA | FG% | 3FG-3FGA | 3FG% | FT-FTA | FT% | OFF | DEF | TOT | AVG | PF | DQ | A | TO | BLK | STL | PTS | AVG |
| 21 | SANOGO, Adama | 4-4 | 101:40 | 25.4 | 36-55 | .655 | 0-1 | .000 | 8-11 | .727 | 11 | 28 | 39 | 9.8 | 6 | 0 | 5 | 8 | 5 | 0 | 80 | 20.0 |
| 24 | HAWKINS, Jordan | 4-4 | 108:45 | 27.2 | 19-45 | .422 | 16-31 | .516 | 15-16 | .938 | 3 | 9 | 12 | 3.0 | 10 | 0 | 5 | 5 | 0 | 1 | 69 | 17.3 |
| 11 | KARABAN, Alex | 4-4 | 112:46 | 28.2 | 13-24 | .542 | 5-13 | .385 | 1-1 | 1.000 | 6 | 13 | 19 | 4.8 | 12 | 0 | 5 | 5 | 2 | 2 | 32 | 8.0 |
| 2 | NEWTON, Tristen | 4-4 | 111:07 | 27.8 | 9-25 | .360 | 5-12 | .417 | 8-10 | .800 | 3 | 17 | 20 | 5.0 | 11 | 0 | 21 | 9 | 1 | 1 | 31 | 7.8 |
| 44 | JACKSON JR., Andre | 4-4 | 131:44 | 32.9 | 14-29 | .483 | 3-10 | .300 | 0-0 | .000 | 10 | 18 | 28 | 7.0 | 9 | 0 | 31 | 6 | 0 | 4 | 31 | 7.8 |
| 4 | ALLEYNE, Nahiem | 4-0 | 71:17 | 17.8 | 8-17 | .471 | 6-11 | .545 | 7-7 | 1.000 | 0 | 2 | 2 | 0.5 | 7 | 0 | 3 | 2 | 0 | 3 | 29 | 7.3 |
| 32 | CLINGAN, Donovan | 4-0 | 52:09 | 13.0 | 12-17 | .706 | 0-0 | .000 | 3-6 | .500 | 3 | 18 | 21 | 5.3 | 6 | 0 | 3 | 4 | 9 | 0 | 27 | 6.8 |
| 3 | CALCATERRA, Joey | 4-0 | 53:42 | 13.4 | 7-21 | .333 | 6-15 | .400 | 4-4 | 1.000 | 0 | 6 | 6 | 1.5 | 4 | 0 | 2 | 0 | 0 | 2 | 24 | 6.0 |
| 33 | ROUMOGLOU, Apostolos | 4-0 | 06:11 | 1.5 | 1-2 | .500 | 0-1 | .000 | 0-1 | .000 | 1 | 1 | 2 | 0.5 | 0 | 0 | 0 | 0 | 0 | 0 | 2 | 0.5 |
| 13 | SPRINGS, Richie | 4-0 | 05:23 | 1.3 | 1-1 | 1.000 | 0-0 | .000 | 0-0 | .000 | 0 | 1 | 1 | 0.3 | 0 | 0 | 0 | 1 | 0 | 0 | 2 | 0.5 |
| 40 | JOHNSON JR., Andre | 2-0 | 01:33 | 0.8 | 0-0 | .000 | 0-0 | .000 | 0-0 | .000 | 0 | 0 | 0 | 0.0 | 0 | 0 | 0 | 0 | 0 | 0 | 0 | 0.0 |
| 5 | DIARRA, Hassan | 4-0 | 27:39 | 6.9 | 0-4 | .000 | 0-2 | .000 | 0-0 | .000 | 0 | 4 | 4 | 1.0 | 1 | 0 | 7 | 1 | 1 | 2 | 0 | 0.0 |
| 35 | JOHNSON, Samson | 4-0 | 07:36 | 1.9 | 0-0 | .000 | 0-0 | .000 | 0-0 | .000 | 1 | 1 | 2 | 0.5 | 1 | 0 | 0 | 0 | 0 | 0 | 0 | 0.0 |
| 20 | HURLEY, Andrew | 4-0 | 05:23 | 1.3 | 0-2 | .000 | 0-2 | .000 | 0-0 | .000 | 0 | 1 | 1 | 0.3 | 1 | 0 | 0 | 1 | 0 | 1 | 0 | 0.0 |
| 41 | HENDRY, Emmett | 2-0 | 00:45 | 0.4 | 0-0 | .000 | 0-0 | .000 | 0-0 | .000 | 0 | 0 | 0 | 0.0 | 0 | 0 | 0 | 1 | 0 | 0 | 0 | 0.0 |
| 30 | HASSON, Yarin | 4-0 | 02:18 | 0.6 | 0-0 | .000 | 0-0 | .000 | 0-0 | .000 | 0 | 0 | 0 | 0.0 | 0 | 0 | 0 | 0 | 0 | 0 | 0 | 0.0 |
| Team | | | | | | | | | | | 4 | 6 | 10 | | | | | 5 | | | | |
| **Total** | | **4** | **800** | | **120-242** | **.496** | **41-98** | **.418** | **46-56** | **.821** | **42** | **125** | **167** | **41.8** | **68** | **0** | **82** | **48** | **18** | **16** | **327** | **81.8** |
| **Opponents** | | **4** | **800** | | **81-229** | **.354** | **18-66** | **.273** | **57-84** | **.679** | **35** | **87** | **122** | **30.5** | **57** | **1** | **38** | **34** | **7** | **23** | **237** | **59.3** |

### Team Statistics

| | UCONN | OPP |
|---|---|---|
| **Scoring** | **327** | **237** |
| Points per game | 81.8 | 59.3 |
| Scoring margin | +22.5 | - |
| **Field goals-att** | **120-242** | **81-229** |
| Field goal pct | .496 | .354 |
| **3 point fg-att** | **41-98** | **18-66** |
| 3-point FG pct | .418 | .273 |
| 3-pt FG made per game | 10.3 | 4.5 |
| **Free throws-att** | **46-56** | **57-84** |
| Free throw pct | .821 | .679 |
| F-Throws made per game | 11.5 | 14.3 |
| **Rebounds** | **167** | **122** |
| Rebounds per game | 41.8 | 30.5 |
| Rebounding margin | +11.3 | - |
| **Assists** | **82** | **38** |
| Assists per game | 20.5 | 9.5 |
| **Turnovers** | **48** | **34** |
| Turnovers per game | 12.0 | 8.5 |
| Turnover margin | -3.5 | - |
| Assist/turnover ratio | 1.7 | 1.1 |
| **Steals** | **16** | **23** |
| Steals per game | 4.0 | 5.8 |
| **Blocks** | **18** | **7** |
| Blocks per game | 4.5 | 1.8 |
| **Winning streak** | **4** | **-** |
| Home win streak | 0 | - |
| **Attendance** | **0** | **0** |
| Home games-Avg/Game | 0-0 | 0-0 |
| Neutral site-Avg/Game | - | 4-16164 |

### Team Results

| Date | Opponent | | Score | Att. |
|---|---|---|---|---|
| 03/17/2023 | vs Iona | W | 87-63 | 14010 |
| 03/19/2023 | vs Saint Mary's (CA) | W | 70-55 | 13984 |
| 03/23/2023 | vs Arkansas | W | 88-65 | 18544 |
| 03/25/2023 | vs Gonzaga | W | 82-54 | 18119 |

# 2022-23 UConn Men's Basketball
## Season Schedule/Results & Leaders
## All games

### Game Records

| Record | Overall | Home | Away | Neutral |
|---|---|---|---|---|
| ALL GAMES | 29-8 | 15-2 | 6-5 | 8-1 |
| CONFERENCE | 13-7 | 8-2 | 5-5 | 0-0 |
| NON-CONFERENCE | 16-1 | 7-0 | 1-0 | 8-1 |

### Team Results

| Date | Opponent | | Score | Att. | High Points | High Rebounds |
|---|---|---|---|---|---|---|
| 11/07/2022 | Stonehill | W | 85-54 | 9116 | (19) SANOGO, Adama | (7) CLINGAN, Donovan |
| 11/11/2022 | Boston U. | W | 86-57 | 9156 | (27) SANOGO, Adama | (15) SANOGO, Adama |
| 11/15/2022 | Buffalo | W | 84-64 | 10112 | (22) NEWTON, Tristen | (10) NEWTON, Tristen |
| 11/18/2022 | UNCW | W | 86-50 | 7766 | (24) SANOGO, Adama | (6) CLINGAN, Donovan |
| 11/20/2022 | Delaware St. | W | 95-60 | 9442 | (26) SANOGO, Adama | (9) HAWKINS, Jordan |
| 11/24/2022 | vs Oregon | W | 83-59 | 5598 | (23) NEWTON, Tristen | (8) CLINGAN, Donovan |
| 11/25/2022 | vs Alabama | W | 82-67 | 3603 | (25) SANOGO, Adama | (7) JACKSON JR., Andre |
| 11/27/2022 | vs Iowa St. | W | 71-53 | 5005 | (15) CLINGAN, Donovan | (13) JACKSON JR., Andre |
| 12/01/2022 | Oklahoma St. | W | 74-64 | 10167 | (26) HAWKINS, Jordan | (7) JACKSON JR., Andre |
| 12/07/2022 | at Florida | W | 75-54 | 9046 | (17) SANOGO, Adama | (8) JACKSON JR., Andre |
| | | | | | | (8) CLINGAN, Donovan |
| 12/10/2022 | LIU | W | 114-61 | 10167 | (22) HAWKINS, Jordan | (11) CLINGAN, Donovan |
| 12/17/2022 | at Butler | W | 68-46 | 8283 | (27) SANOGO, Adama | (14) SANOGO, Adama |
| 12/20/2022 | Georgetown | W | 84-73 | 10167 | (17) NEWTON, Tristen | (8) JACKSON JR., Andre |
| 12/28/2022 | Villanova | W | 74-66 | 15564 | (22) HAWKINS, Jordan | (7) HAWKINS, Jordan |
| 12/31/2022 | at Xavier | L | 73-83 | 10565 | (18) SANOGO, Adama | (10) JACKSON JR., Andre |
| 01/04/2023 | at Providence | L | 61-73 | 12400 | (15) HAWKINS, Jordan | (11) CLINGAN, Donovan |
| 01/07/2023 | Creighton | W | 69-60 | 10167 | (26) SANOGO, Adama | (9) SANOGO, Adama |
| | | | | | | (9) JACKSON JR., Andre |
| 01/11/2023 | at Marquette | L | 76-82 | 15116 | (20) CLINGAN, Donovan | (10) CLINGAN, Donovan |
| 01/15/2023 | St. John's (NY) | L | 74-85 | 15564 | (31) HAWKINS, Jordan | (10) SANOGO, Adama |
| 01/18/2023 | at Seton Hall | L | 66-67 | 9710 | (16) SANOGO, Adama | (10) JACKSON JR., Andre |
| 01/22/2023 | Butler | W | 86-56 | 15564 | (20) HAWKINS, Jordan | (14) SANOGO, Adama |
| 01/25/2023 | Xavier | L | 79-82 | 10167 | (28) HAWKINS, Jordan | (9) SANOGO, Adama |
| 01/31/2023 | at DePaul | W | 90-76 | 3956 | (26) HAWKINS, Jordan | (9) SANOGO, Adama |
| | | | | | | (9) CLINGAN, Donovan |
| 02/04/2023 | at Georgetown | W | 68-62 | 10621 | (15) NEWTON, Tristen | (10) JACKSON JR., Andre |
| | | | | | (15) SANOGO, Adama | |
| 02/07/2023 | Marquette | W | 87-72 | 15564 | (20) HAWKINS, Jordan | (10) NEWTON, Tristen |
| 02/11/2023 | at Creighton | L | 53-56 | 18286 | (17) SANOGO, Adama | (10) SANOGO, Adama |
| 02/18/2023 | Seton Hall | W | 64-55 | 10167 | (20) HAWKINS, Jordan | (10) JACKSON JR., Andre |
| 02/22/2023 | Providence | W | 87-69 | 10167 | (20) HAWKINS, Jordan | (8) KARABAN, Alex |
| 02/25/2023 | at St. John's (NY) | W | 95-86 | 12241 | (20) HAWKINS, Jordan | (9) SANOGO, Adama |
| 03/01/2023 | DePaul | W | 88-59 | 15564 | (26) SANOGO, Adama | (8) JACKSON JR., Andre |
| 03/04/2023 | at Villanova | W | 71-59 | 16264 | (24) HAWKINS, Jordan | (9) SANOGO, Adama |
| 03/09/2023 | vs Providence | W | 73-66 | 19812 | (19) HAWKINS, Jordan | (11) JACKSON JR., Andre |
| 03/10/2023 | vs Marquette | L | 68-70 | 19812 | (19) SANOGO, Adama | (11) SANOGO, Adama |
| 03/17/2023 | vs Iona | W | 87-63 | 14010 | (28) SANOGO, Adama | (13) SANOGO, Adama |
| 03/19/2023 | vs Saint Mary's (CA) | W | 70-55 | 13984 | (24) SANOGO, Adama | (8) SANOGO, Adama |

| Date | Opponent | | Score | Att. | High Points | High Rebounds |
|---|---|---|---|---|---|---|
| 03/23/2023 | vs Arkansas | W | 88-65 | 18544 | (24) HAWKINS, Jordan | (8) SANOGO, Adama |
| | | | | | | (8) JACKSON JR., Andre |
| 03/25/2023 | vs Gonzaga | W | 82-54 | 18119 | (20) HAWKINS, Jordan | (10) SANOGO, Adama |

**Attendance Summary**

| | Games | Attend | Avg/Game |
|---|---|---|---|
| Home | 17 | 194581 | 11446 |
| Away | 11 | 126488 | 11499 |
| Neutral | 9 | 118487 | 13165 |
| **Total** | **37** | **439556** | **11880** |

# 2022-23 UConn Men's Basketball
# Extended Season Box Score
# All games


as of Mar 26, 2023

## Game Records

| Record | Overall | Home | Away | Neutral |
|---|---|---|---|---|
| ALL GAMES | 29-8 | 15-2 | 6-5 | 8-1 |
| CONFERENCE | 13-7 | 8-2 | 5-5 | 0-0 |
| NON-CONFERENCE | 16-1 | 7-0 | 1-0 | 8-1 |

## Team Box Score Extended

| No. | Player | | | | Total | | 3-Point | | F-Throw | | Rebounds | | | | | | | | | | | | | | | | |
|---|---|---|---|---|---|---|---|---|---|---|---|---|---|---|---|---|---|---|---|---|---|---|---|---|---|---|---|
| | | GP-GS | MIN | AVG | FG-FGA | FG% | 3FG-3FGA | 3FG% | FT-FTA | FT% | OFF | DEF | TOT | AVG | PF | DQ | A | A/G | TO | TO/G | A/TO | BLK | BLK/G | STL | STL/G | PTS | AVG |
| 21 | SANOGO, Adama | 37-37 | 979:39 | 26.5 | 263-437 | .602 | 17-49 | .347 | 90-116 | .776 | 93 | 186 | 279 | 7.5 | 101 | 2 | 47 | 1.27 | 72 | 1.95 | 0.65 | 29 | 0.78 | 27 | 0.73 | 633 | 17.1 |
| 24 | HAWKINS, Jordan | 35-35 | 1032:06 | 29.5 | 174-428 | .407 | 104-270 | .385 | 117-132 | .886 | 35 | 98 | 133 | 3.8 | 79 | 1 | 47 | 1.34 | 48 | 1.37 | 0.98 | 17 | 0.49 | 25 | 0.71 | 569 | 16.3 |
| 2 | NEWTON, Tristen | 37-36 | 1056:45 | 28.6 | 100-267 | .375 | 43-117 | .368 | 123-153 | .804 | 42 | 118 | 160 | 4.3 | 76 | 0 | 173 | 4.68 | 85 | 2.30 | 2.04 | 10 | 0.27 | 40 | 1.08 | 366 | 9.9 |
| 11 | KARABAN, Alex | 37-36 | 1064:51 | 28.8 | 126-260 | .485 | 63-155 | .406 | 36-43 | .837 | 58 | 104 | 162 | 4.4 | 92 | 1 | 64 | 1.73 | 42 | 1.14 | 1.52 | 24 | 0.65 | 20 | 0.54 | 351 | 9.5 |
| 32 | CLINGAN, Donovan | 37-0 | 487:49 | 13.2 | 108-165 | .655 | 0-1 | .000 | 45-86 | .523 | 82 | 128 | 210 | 5.7 | 70 | 0 | 17 | 0.46 | 39 | 1.05 | 0.44 | 68 | 1.84 | 14 | 0.38 | 261 | 7.1 |
| 44 | JACKSON JR., Andre | 34-29 | 991:23 | 29.2 | 88-206 | .427 | 25-88 | .284 | 30-46 | .652 | 67 | 151 | 218 | 6.4 | 95 | 5 | 159 | 4.68 | 67 | 1.97 | 2.37 | 18 | 0.53 | 35 | 1.03 | 231 | 6.8 |
| 3 | CALCATERRA, Joey | 36-0 | 518:39 | 14.4 | 69-165 | .418 | 47-107 | .439 | 23-26 | .885 | 15 | 48 | 63 | 1.8 | 36 | 1 | 44 | 1.22 | 28 | 0.78 | 1.57 | 2 | 0.06 | 20 | 0.56 | 208 | 5.8 |
| 4 | ALLEYNE, Nahiem | 37-8 | 660:27 | 17.9 | 65-178 | .365 | 32-97 | .330 | 25-29 | .862 | 11 | 30 | 41 | 1.1 | 55 | 0 | 30 | 0.81 | 24 | 0.65 | 1.25 | 2 | 0.05 | 18 | 0.49 | 187 | 5.1 |
| 5 | DIARRA, Hassan | 34-3 | 451:56 | 13.3 | 25-83 | .301 | 7-37 | .189 | 19-37 | .514 | 12 | 35 | 47 | 1.4 | 44 | 0 | 66 | 1.94 | 37 | 1.09 | 1.78 | 8 | 0.24 | 28 | 0.82 | 76 | 2.2 |
| 35 | JOHNSON, Samson | 10-1 | 45:17 | 4.5 | 4-8 | .500 | 0-2 | .000 | 3-3 | 1.000 | 6 | 3 | 9 | 0.9 | 6 | 0 | 1 | 0.10 | 2 | 0.20 | 0.50 | 0 | 0.00 | 2 | 0.20 | 11 | 1.1 |
| 13 | SPRINGS, Richie | 17-0 | 37:49 | 2.2 | 6-9 | .667 | 0-0 | .000 | 3-5 | .600 | 3 | 8 | 11 | 0.6 | 4 | 0 | 3 | 0.18 | 1 | 0.06 | 3.00 | 0 | 0.00 | 0 | 0.00 | 15 | 0.9 |
| 33 | ROUMOGLOU, Apostolos | 18-0 | 28:02 | 1.6 | 2-7 | .286 | 0-2 | .000 | 2-3 | .667 | 2 | 5 | 7 | 0.4 | 4 | 0 | 1 | 0.06 | 2 | 0.11 | 0.50 | 0 | 0.00 | 1 | 0.06 | 6 | 0.3 |
| 20 | HURLEY, Andrew | 13-0 | 18:10 | 1.4 | 1-7 | .143 | 0-3 | .000 | 0-0 | .000 | 0 | 2 | 2 | 0.2 | 1 | 0 | 0 | 0.00 | 2 | 0.15 | 0.00 | 0 | 0.00 | 2 | 0.15 | 2 | 0.2 |
| 40 | JOHNSON JR., Andre | 9-0 | 09:42 | 1.1 | 0-1 | .000 | 0-1 | .000 | 0-0 | .000 | 0 | 0 | 0 | 0.0 | 0 | 0 | 0 | 0.00 | 0 | 0.00 | 0.00 | 0 | 0.00 | 0 | 0.00 | 0 | 0.0 |
| 41 | HENDRY, Emmett | 9-0 | 06:58 | 0.8 | 0-0 | .000 | 0-0 | .000 | 0-0 | .000 | 0 | 0 | 0 | 0.0 | 0 | 0 | 0 | 0.00 | 1 | 0.11 | 0.00 | 0 | 0.00 | 0 | 0.00 | 0 | 0.0 |
| 30 | HASSON, Yarin | 11-0 | 10:26 | 0.9 | 0-2 | .000 | 0-1 | .000 | 0-0 | .000 | 1 | 0 | 1 | 0.1 | 3 | 0 | 0 | 0.00 | 0 | 0.00 | 0.00 | 1 | 0.09 | 0 | 0.00 | 0 | 0.0 |
| **Total** | | **37** | **7400** | | **1031-2223** | **.464** | **338-930** | **.363** | **516-679** | **.760** | **484** | **969** | **1453** | **39.3** | **666** | **10** | **652** | **17.62** | **475** | **12.84** | **1.37** | **179** | **4.84** | **232** | **6.27** | **2916** | **78.8** |
| **Opponents** | | **37** | **7400** | | **817-2024** | **.404** | **181-610** | **.297** | **568-778** | **.730** | **335** | **772** | **1107** | **29.9** | **630** | **15** | **340** | **9.19** | **472** | **12.76** | **0.72** | **102** | **2.76** | **243** | **6.57** | **2383** | **64.4** |

## Score by Periods

| Team | 1st | 2nd | OT | TOT |
|---|---|---|---|---|
| UConn | 1459 | 1457 | 0 | 2916 |
| Opponents | 1097 | 1286 | 0 | 2383 |

# 2022-23 UConn Men's Basketball
## Overall Team Statistics
## All games

### Team Statistics

| | UCONN | OPP |
|---|---|---|
| **Scoring** | **2916** | **2383** |
| Points per game | 78.8 | 64.4 |
| Scoring margin | +14.4 | - |
| **Field goals-att** | **1031-2223** | **817-2024** |
| Field goal pct | .464 | .404 |
| **3 point fg-att** | **338-930** | **181-610** |
| 3-point FG pct | .363 | .297 |
| 3-pt FG made per game | 9.1 | 4.9 |
| **Free throws-att** | **516-679** | **568-778** |
| Free throw pct | .760 | .730 |
| F-Throws made per game | 13.9 | 15.4 |
| **Rebounds** | **1453** | **1107** |
| Rebounds per game | 39.3 | 29.9 |
| Rebounding margin | +9.4 | - |
| **Assists** | **652** | **340** |
| Assists per game | 17.6 | 9.2 |
| **Turnovers** | **475** | **472** |
| Turnovers per game | 12.8 | 12.8 |
| Turnover margin | -0.1 | - |
| Assist/turnover ratio | 1.4 | 0.7 |
| **Steals** | **232** | **243** |
| Steals per game | 6.3 | 6.6 |
| **Blocks** | **179** | **102** |
| Blocks per game | 4.8 | 2.8 |
| **Winning streak** | **4** | **-** |
| Home win streak | 4 | - |
| **Attendance** | **194581** | **126488** |
| Home games-Avg/Game | 17-11446 | 11-11499 |
| Neutral site-Avg/Game | - | 9-13165 |

### Score by Periods

| Team | 1st | 2nd | OT | TOT |
|---|---|---|---|---|
| UConn | 1459 | 1457 | 0 | 2916 |
| Opponents | 1097 | 1286 | 0 | 2383 |

# 2022-23 UConn Men's Basketball
## Team Game-by-Game
## All games



| | | | | Total | | 3-Pointers | | Free throws | | Rebounds | | | | | | | | | | |
|---|---|---|---|---|---|---|---|---|---|---|---|---|---|---|---|---|---|---|---|---|
| **Opponent** | **Date** | **Score** | | **FG-FGA** | **PCT** | **3FG-3FGA** | **PCT** | **FT-FTA** | **PCT** | **OFF** | **DEF** | **TOT** | **AVG** | **PF** | **A** | **TO** | **BLK** | **STL** | **PTS** | **AVG** |
| Stonehill | 11/07/2022 | 85-54 | W | 29-63 | .460 | 5-24 | .208 | 22-31 | .710 | 17 | 27 | 44 | 44.0 | 20 | 16 | 15 | 8 | 11 | 85 | 85.0 |
| Boston U. | 11/11/2022 | 86-57 | W | 31-55 | .564 | 10-21 | .476 | 14-26 | .538 | 11 | 30 | 41 | 42.5 | 18 | 17 | 14 | 3 | 4 | 86 | 85.5 |
| Buffalo | 11/15/2022 | 84-64 | W | 28-63 | .444 | 6-23 | .261 | 22-28 | .786 | 14 | 28 | 42 | 42.3 | 13 | 17 | 15 | 6 | 11 | 84 | 85.0 |
| UNCW | 11/18/2022 | 86-50 | W | 28-52 | .538 | 10-22 | .455 | 20-23 | .870 | 6 | 30 | 36 | 40.8 | 19 | 20 | 10 | 5 | 3 | 86 | 85.3 |
| Delaware St. | 11/20/2022 | 95-60 | W | 35-61 | .574 | 12-28 | .429 | 13-19 | .684 | 10 | 29 | 39 | 40.4 | 20 | 25 | 13 | 6 | 9 | 95 | 87.2 |
| vs Oregon | 11/24/2022 | 83-59 | W | 30-63 | .476 | 17-37 | .459 | 6-11 | .545 | 12 | 24 | 36 | 39.7 | 25 | 22 | 12 | 7 | 9 | 83 | 86.5 |
| vs Alabama | 11/25/2022 | 82-67 | W | 26-60 | .433 | 9-24 | .375 | 21-24 | .875 | 10 | 22 | 32 | 38.6 | 23 | 18 | 12 | 7 | 8 | 82 | 85.9 |
| vs Iowa St. | 11/27/2022 | 71-53 | W | 22-53 | .415 | 7-26 | .269 | 20-25 | .800 | 21 | 27 | 48 | 39.8 | 15 | 16 | 19 | 2 | 5 | 71 | 84.0 |
| Oklahoma St. | 12/01/2022 | 74-64 | W | 21-56 | .375 | 8-23 | .348 | 24-33 | .727 | 13 | 22 | 35 | 39.2 | 16 | 11 | 7 | 3 | 8 | 74 | 82.9 |
| at Florida | 12/07/2022 | 75-54 | W | 30-58 | .517 | 7-19 | .368 | 8-9 | .889 | 8 | 34 | 42 | 39.5 | 19 | 16 | 15 | 7 | 9 | 75 | 82.1 |
| LIU | 12/10/2022 | 114-61 | W | 45-72 | .625 | 14-32 | .438 | 10-13 | .769 | 11 | 30 | 41 | 39.6 | 17 | 29 | 12 | 6 | 10 | 114 | 85.0 |
| at Butler | 12/17/2022 | 68-46 | W | 28-71 | .394 | 10-29 | .345 | 2-4 | .500 | 18 | 36 | 54 | 40.8 | 15 | 20 | 12 | 3 | 2 | 68 | 83.6 |
| Georgetown | 12/20/2022 | 84-73 | W | 30-61 | .492 | 11-30 | .367 | 13-15 | .867 | 5 | 23 | 28 | 39.8 | 16 | 24 | 7 | 3 | 9 | 84 | 83.6 |
| Villanova | 12/28/2022 | 74-66 | W | 21-53 | .396 | 9-30 | .300 | 23-27 | .852 | 8 | 21 | 29 | 39.1 | 18 | 12 | 11 | 4 | 12 | 74 | 82.9 |
| at Xavier | 12/31/2022 | 73-83 | L | 28-67 | .418 | 13-37 | .351 | 4-9 | .444 | 13 | 25 | 38 | 39.0 | 21 | 23 | 16 | 2 | 6 | 73 | 82.3 |
| at Providence | 01/04/2023 | 61-73 | L | 23-63 | .365 | 5-22 | .227 | 10-19 | .526 | 19 | 20 | 39 | 39.0 | 27 | 13 | 8 | 5 | 6 | 61 | 80.9 |
| Creighton | 01/07/2023 | 69-60 | W | 21-60 | .350 | 8-24 | .333 | 19-23 | .826 | 9 | 25 | 34 | 38.7 | 19 | 8 | 5 | 8 | 6 | 69 | 80.2 |
| at Marquette | 01/11/2023 | 76-82 | L | 29-60 | .483 | 6-22 | .273 | 12-15 | .800 | 14 | 21 | 35 | 38.5 | 14 | 16 | 16 | 11 | 5 | 76 | 80.0 |
| St. John's (NY) | 01/15/2023 | 74-85 | L | 23-55 | .418 | 8-26 | .308 | 20-27 | .741 | 12 | 28 | 40 | 38.6 | 30 | 13 | 21 | 1 | 4 | 74 | 79.7 |
| at Seton Hall | 01/18/2023 | 66-67 | L | 22-56 | .393 | 9-23 | .391 | 13-14 | .929 | 12 | 28 | 40 | 38.7 | 21 | 16 | 18 | 2 | 4 | 66 | 79.0 |
| Butler | 01/22/2023 | 86-56 | W | 31-64 | .484 | 7-19 | .368 | 17-25 | .680 | 18 | 30 | 48 | 39.1 | 12 | 19 | 8 | 4 | 6 | 86 | 79.3 |
| Xavier | 01/25/2023 | 79-82 | L | 25-61 | .410 | 10-28 | .357 | 19-25 | .760 | 16 | 18 | 34 | 38.9 | 18 | 12 | 12 | 3 | 5 | 79 | 79.3 |
| at DePaul | 01/31/2023 | 90-76 | W | 28-55 | .509 | 4-16 | .250 | 30-34 | .882 | 12 | 26 | 38 | 38.8 | 25 | 15 | 11 | 6 | 5 | 90 | 79.8 |
| at Georgetown | 02/04/2023 | 68-62 | W | 27-64 | .422 | 12-24 | .500 | 2-5 | .400 | 19 | 19 | 38 | 38.8 | 14 | 20 | 11 | 5 | 5 | 68 | 79.3 |
| Marquette | 02/07/2023 | 87-72 | W | 31-62 | .500 | 12-23 | .522 | 13-22 | .591 | 21 | 27 | 48 | 39.2 | 19 | 20 | 17 | 4 | 6 | 87 | 79.6 |
| at Creighton | 02/11/2023 | 53-56 | L | 21-65 | .323 | 7-27 | .259 | 4-4 | 1.000 | 18 | 22 | 40 | 39.2 | 14 | 10 | 13 | 2 | 5 | 53 | 78.6 |
| Seton Hall | 02/18/2023 | 64-55 | W | 22-52 | .423 | 4-22 | .182 | 16-22 | .727 | 14 | 25 | 39 | 39.2 | 15 | 12 | 18 | 7 | 5 | 64 | 78.0 |
| Providence | 02/22/2023 | 87-69 | W | 32-60 | .533 | 10-21 | .476 | 13-14 | .929 | 15 | 25 | 40 | 39.2 | 14 | 20 | 13 | 4 | 6 | 87 | 78.4 |
| at St. John's (NY) | 02/25/2023 | 95-86 | W | 30-64 | .469 | 9-25 | .360 | 26-33 | .788 | 17 | 21 | 38 | 39.2 | 21 | 17 | 14 | 11 | 9 | 95 | 78.9 |
| DePaul | 03/01/2023 | 88-59 | W | 35-64 | .547 | 10-23 | .435 | 8-10 | .800 | 13 | 27 | 40 | 39.2 | 13 | 24 | 13 | 6 | 9 | 88 | 79.2 |
| at Villanova | 03/04/2023 | 71-59 | W | 25-56 | .446 | 8-27 | .296 | 13-14 | .929 | 10 | 28 | 38 | 39.2 | 17 | 15 | 12 | 5 | 7 | 71 | 79.0 |
| vs Providence | 03/09/2023 | 73-66 | W | 28-53 | .528 | 13-30 | .433 | 4-5 | .800 | 10 | 25 | 35 | 39.0 | 16 | 21 | 18 | 3 | 5 | 73 | 78.8 |
| vs Marquette | 03/10/2023 | 68-70 | L | 26-59 | .441 | 7-25 | .280 | 9-15 | .600 | 16 | 21 | 37 | 39.0 | 14 | 13 | 9 | 2 | 2 | 68 | 78.5 |
| vs Iona | 03/17/2023 | 87-63 | W | 32-66 | .485 | 11-25 | .440 | 12-14 | .857 | 14 | 31 | 45 | 39.1 | 15 | 24 | 9 | 5 | 4 | 87 | 78.7 |
| vs Saint Mary's (CA) | 03/19/2023 | 70-55 | W | 27-50 | .540 | 10-22 | .455 | 6-7 | .857 | 4 | 27 | 31 | 38.9 | 16 | 15 | 14 | 5 | 2 | 70 | 78.5 |
| vs Arkansas | 03/23/2023 | 88-65 | W | 31-54 | .574 | 9-20 | .450 | 17-21 | .810 | 11 | 32 | 43 | 39.0 | 19 | 22 | 17 | 3 | 7 | 88 | 78.7 |
| vs Gonzaga | 03/25/2023 | 82-54 | W | 30-72 | .417 | 11-31 | .355 | 11-14 | .786 | 13 | 35 | 48 | 39.3 | 18 | 21 | 8 | 5 | 3 | 82 | 78.8 |
| **Total** | | **2916** | | **1031-2223** | **.464** | **338-930** | **.363** | **516-679** | **.760** | **484** | **969** | **1453** | **39.3** | **666** | **652** | **475** | **179** | **232** | **2916** | **78.8** |
| Opponents | | 2383 | | 817-2024 | .404 | 181-610 | .297 | 568-778 | .730 | 335 | 772 | 1107 | 29.9 | 630 | 340 | 472 | 102 | 243 | 2383 | 64.4 |

## UConn Averages

| Games Played | Points/ game | FG Pct | 3FG Pct | FT Pct | Rebounds/ game | Assists/ game | Turnovers/ game | Assist/Turnover ratio | Steals/ game | Blocks/ game |
|---|---|---|---|---|---|---|---|---|---|---|
| 37 | 78.8 | 46.4 | 36.3 | 76.0 | 39.3 | 17.6 | 12.8 | 1.4 | 6.3 | 4.8 |

# 2022-23 UConn Men's Basketball
# Opponents Game-by-Game
# All games



| | | | | Total | | 3-Pointers | | Free throws | | Rebounds | | | | | | | | | | |
|---|---|---|---|---|---|---|---|---|---|---|---|---|---|---|---|---|---|---|---|---|
| **Opponent** | **Date** | **Score** | | **FG-FGA** | **PCT** | **3FG-3FGA** | **PCT** | **FT-FTA** | **PCT** | **OFF** | **DEF** | **TOT** | **AVG** | **PF** | **A** | **TO** | **BLK** | **STL** | **PTS** | **AVG** |
| Stonehill | 11/07/2022 | 85-54 | W | 16-45 | .356 | 5-17 | .294 | 17-22 | .773 | 5 | 19 | 24 | 24.0 | 21 | 9 | 24 | 2 | 10 | 54 | 54.0 |
| Boston U. | 11/11/2022 | 86-57 | W | 18-53 | .340 | 2-12 | .167 | 19-24 | .792 | 8 | 21 | 29 | 26.5 | 21 | 6 | 13 | 1 | 8 | 57 | 55.5 |
| Buffalo | 11/15/2022 | 84-64 | W | 25-58 | .431 | 5-17 | .294 | 9-13 | .692 | 5 | 24 | 29 | 27.3 | 23 | 9 | 18 | 2 | 8 | 64 | 58.3 |
| UNCW | 11/18/2022 | 86-50 | W | 17-55 | .309 | 3-15 | .200 | 13-20 | .650 | 13 | 19 | 32 | 28.5 | 20 | 5 | 13 | 3 | 6 | 50 | 56.3 |
| Delaware St. | 11/20/2022 | 95-60 | W | 20-52 | .385 | 2-9 | .222 | 18-26 | .692 | 7 | 20 | 27 | 28.2 | 19 | 5 | 18 | 1 | 6 | 60 | 57.0 |
| vs Oregon | 11/24/2022 | 83-59 | W | 20-47 | .426 | 5-15 | .333 | 14-25 | .560 | 7 | 23 | 30 | 28.5 | 16 | 11 | 17 | 4 | 5 | 59 | 57.3 |
| vs Alabama | 11/25/2022 | 82-67 | W | 21-50 | .420 | 6-16 | .375 | 19-25 | .760 | 9 | 26 | 35 | 29.4 | 23 | 10 | 21 | 6 | 4 | 67 | 58.7 |
| vs Iowa St. | 11/27/2022 | 71-53 | W | 22-54 | .407 | 3-13 | .231 | 6-10 | .600 | 7 | 12 | 19 | 28.1 | 21 | 9 | 12 | 0 | 13 | 53 | 58.0 |
| Oklahoma St. | 12/01/2022 | 74-64 | W | 22-56 | .393 | 4-11 | .364 | 16-19 | .842 | 13 | 26 | 39 | 29.3 | 25 | 5 | 17 | 3 | 4 | 64 | 58.7 |
| at Florida | 12/07/2022 | 75-54 | W | 16-53 | .302 | 4-15 | .267 | 18-28 | .643 | 8 | 20 | 28 | 29.2 | 14 | 6 | 12 | 6 | 8 | 54 | 58.2 |
| LIU | 12/10/2022 | 114-61 | W | 22-52 | .423 | 2-9 | .222 | 15-24 | .625 | 6 | 18 | 24 | 28.7 | 12 | 5 | 21 | 2 | 4 | 61 | 58.5 |
| at Butler | 12/17/2022 | 68-46 | W | 16-54 | .296 | 3-14 | .214 | 11-13 | .846 | 4 | 26 | 30 | 28.8 | 9 | 8 | 10 | 1 | 5 | 46 | 57.4 |
| Georgetown | 12/20/2022 | 84-73 | W | 27-59 | .458 | 3-11 | .273 | 16-23 | .696 | 12 | 28 | 40 | 29.7 | 16 | 6 | 14 | 2 | 2 | 73 | 58.6 |
| Villanova | 12/28/2022 | 74-66 | W | 22-51 | .431 | 5-22 | .227 | 17-18 | .944 | 7 | 25 | 32 | 29.9 | 23 | 7 | 18 | 0 | 3 | 66 | 59.1 |
| at Xavier | 12/31/2022 | 73-83 | L | 28-52 | .538 | 4-13 | .308 | 23-28 | .821 | 4 | 27 | 31 | 29.9 | 9 | 20 | 12 | 2 | 11 | 83 | 60.7 |
| at Providence | 01/04/2023 | 61-73 | L | 18-49 | .367 | 8-18 | .444 | 29-35 | .829 | 14 | 27 | 41 | 30.6 | 20 | 8 | 9 | 4 | 5 | 73 | 61.5 |
| Creighton | 01/07/2023 | 69-60 | W | 20-61 | .328 | 2-16 | .125 | 18-23 | .783 | 20 | 29 | 49 | 31.7 | 17 | 5 | 13 | 6 | 1 | 60 | 61.4 |
| at Marquette | 01/11/2023 | 76-82 | L | 30-59 | .508 | 6-16 | .375 | 16-19 | .842 | 10 | 19 | 29 | 31.6 | 15 | 16 | 11 | 3 | 8 | 82 | 62.6 |
| St. John's (NY) | 01/15/2023 | 74-85 | L | 30-58 | .517 | 2-13 | .154 | 23-37 | .622 | 8 | 23 | 31 | 31.5 | 21 | 10 | 10 | 1 | 7 | 85 | 63.7 |
| at Seton Hall | 01/18/2023 | 66-67 | L | 23-56 | .411 | 4-21 | .190 | 17-25 | .680 | 11 | 21 | 32 | 31.6 | 15 | 7 | 9 | 6 | 8 | 67 | 63.9 |
| Butler | 01/22/2023 | 86-56 | W | 17-52 | .327 | 6-19 | .316 | 16-16 | 1.000 | 4 | 18 | 22 | 31.1 | 17 | 8 | 11 | 8 | 6 | 56 | 63.5 |
| Xavier | 01/25/2023 | 79-82 | L | 31-58 | .534 | 10-20 | .500 | 10-13 | .769 | 8 | 21 | 29 | 31.0 | 19 | 17 | 15 | 2 | 6 | 82 | 64.4 |
| at DePaul | 01/31/2023 | 90-76 | W | 25-56 | .446 | 9-20 | .450 | 17-28 | .607 | 12 | 13 | 25 | 30.7 | 22 | 15 | 11 | 5 | 7 | 76 | 64.9 |
| at Georgetown | 02/04/2023 | 68-62 | W | 23-53 | .434 | 7-16 | .438 | 9-14 | .643 | 11 | 20 | 31 | 30.8 | 12 | 10 | 10 | 7 | 7 | 62 | 64.8 |
| Marquette | 02/07/2023 | 87-72 | W | 26-59 | .441 | 5-21 | .238 | 15-20 | .750 | 9 | 15 | 24 | 30.5 | 19 | 7 | 8 | 2 | 11 | 72 | 65.0 |
| at Creighton | 02/11/2023 | 53-56 | L | 19-48 | .396 | 5-16 | .313 | 13-17 | .765 | 8 | 26 | 34 | 30.6 | 10 | 8 | 11 | 1 | 9 | 56 | 64.7 |
| Seton Hall | 02/18/2023 | 64-55 | W | 21-53 | .396 | 2-11 | .182 | 11-15 | .733 | 7 | 18 | 25 | 30.4 | 21 | 8 | 14 | 2 | 7 | 55 | 64.3 |
| Providence | 02/22/2023 | 87-69 | W | 22-53 | .415 | 8-20 | .400 | 17-20 | .850 | 8 | 12 | 20 | 30.0 | 12 | 9 | 9 | 4 | 5 | 69 | 64.5 |
| at St. John's (NY) | 02/25/2023 | 95-86 | W | 30-65 | .462 | 4-13 | .308 | 22-29 | .759 | 15 | 17 | 32 | 30.1 | 23 | 15 | 13 | 3 | 6 | 86 | 65.2 |
| DePaul | 03/01/2023 | 88-59 | W | 21-60 | .350 | 5-15 | .333 | 12-16 | .750 | 12 | 17 | 29 | 30.1 | 13 | 5 | 14 | 4 | 8 | 59 | 65.0 |
| at Villanova | 03/04/2023 | 71-59 | W | 20-55 | .364 | 7-28 | .250 | 12-18 | .667 | 10 | 21 | 31 | 30.1 | 16 | 8 | 12 | 1 | 7 | 59 | 64.8 |
| vs Providence | 03/09/2023 | 73-66 | W | 24-58 | .414 | 6-23 | .261 | 12-17 | .706 | 10 | 15 | 25 | 29.9 | 12 | 13 | 9 | 0 | 12 | 66 | 64.9 |
| vs Marquette | 03/10/2023 | 68-70 | L | 24-51 | .471 | 11-29 | .379 | 11-14 | .786 | 8 | 19 | 27 | 29.8 | 17 | 12 | 9 | 1 | 3 | 70 | 65.0 |
| vs Iona | 03/17/2023 | 87-63 | W | 22-57 | .386 | 7-16 | .438 | 12-16 | .750 | 7 | 22 | 29 | 29.8 | 13 | 9 | 6 | 3 | 7 | 63 | 65.0 |
| vs Saint Mary's (CA) | 03/19/2023 | 70-55 | W | 19-49 | .388 | 4-14 | .286 | 13-19 | .684 | 3 | 19 | 22 | 29.6 | 13 | 9 | 9 | 1 | 6 | 55 | 64.7 |
| vs Arkansas | 03/23/2023 | 88-65 | W | 20-63 | .317 | 5-16 | .313 | 20-27 | .741 | 16 | 15 | 31 | 29.6 | 19 | 7 | 10 | 2 | 8 | 65 | 64.7 |
| vs Gonzaga | 03/25/2023 | 82-54 | W | 20-60 | .333 | 2-20 | .100 | 12-22 | .545 | 9 | 31 | 40 | 29.9 | 12 | 13 | 9 | 1 | 2 | 54 | 64.4 |
| **Total** | | **2383** | | **817-2024** | **.404** | **181-610** | **.297** | **568-778** | **.730** | **335** | **772** | **1107** | **29.9** | **630** | **340** | **472** | **102** | **243** | **2383** | **64.4** |
| UConn | | 2916 | | 1031-2223 | .464 | 338-930 | .363 | 516-679 | .760 | 484 | 969 | 1453 | 39.3 | 666 | 652 | 475 | 179 | 232 | 2916 | 78.8 |

## Opponents Averages

| Games Played | Points/ game | FG Pct | 3FG Pct | FT Pct | Rebounds/ game | Assists/ game | Turnovers/ game | Assist/Turnover ratio | Steals/ game | Blocks/ game |
|---|---|---|---|---|---|---|---|---|---|---|
| 37 | 64.4 | 40.4 | 29.7 | 73.0 | 29.9 | 9.2 | 12.8 | 0.7 | 6.6 | 2.8 |

# 2022-23 UConn Men's Basketball
## Points-rebounds-assists
## All games


**as of Mar 26, 2023**

| Opponent | Date | Score | | 2 NEWTON,TRI | 3 CALCATERRA | 4 ALLEYNE,NA | 5 DIARRA,HAS | 11 KARABAN,AL | 13 SPRINGS,RI | 20 HURLEY,AND | 21 SANOGO,ADA | 24 HAWKINS,JO | 30 HASSON,YAR | 32 CLINGAN,DO |
|---|---|---|---|---|---|---|---|---|---|---|---|---|---|---|
| Stonehill | 11/07/2022 | 85-54 | W | 9-6-3 | 7-3-0 | 8-0-0 | 11-5-7 | 13-4-3 | 0-2-0 | 0-0-0 | 19-6-1 | 0-3-2 | 0-0-0 | 9-7-0 |
| Boston U. | 11/11/2022 | 86-57 | W | 11-6-1 | 4-4-1 | 11-0-0 | 6-3-6 | 10-4-4 | 5-1-2 | 0-0-0 | 27-15-2 | DNP | 0-0-0 | 10-6-1 |
| Buffalo | 11/15/2022 | 84-64 | W | 22-10-11 | 15-2-1 | 12-3-2 | 3-1-2 | 10-4-1 | 0-3-0 | DNP | 11-6-0 | DNP | DNP | 11-8-0 |
| UNCW | 11/18/2022 | 86-50 | W | 8-3-4 | 6-5-2 | 8-1-1 | 0-2-3 | 12-5-2 | 4-2-0 | 0-0-0 | 24-5-1 | 20-1-2 | 0-0-0 | 2-6-0 |
| Delaware St. | 11/20/2022 | 95-60 | W | 6-2-1 | 11-5-6 | 9-2-4 | 3-1-5 | 10-1-2 | 0-0-0 | 0-0-0 | 26-8-0 | 11-9-3 | 0-0-0 | 16-5-0 |
| vs Oregon | 11/24/2022 | 83-59 | W | 23-4-6 | 11-1-4 | 4-2-2 | 0-4-1 | 6-3-0 | 0-0-0 | 0-0-0 | 12-6-1 | 18-2-1 | 0-0-0 | 9-8-2 |
| vs Alabama | 11/25/2022 | 82-67 | W | 9-4-8 | 10-1-0 | 0-3-0 | 2-1-2 | 12-3-4 | 0-0-0 | DNP | 25-4-2 | 16-2-1 | DNP | 4-5-0 |
| vs Iowa St. | 11/27/2022 | 71-53 | W | 13-4-3 | 8-3-1 | 2-3-2 | 7-2-1 | 10-4-1 | DNP | DNP | 4-6-3 | 2-0-0 | DNP | 15-10-0 |
| Oklahoma St. | 12/01/2022 | 74-64 | W | 2-2-1 | 9-0-1 | 0-2-1 | 0-1-0 | 4-6-1 | DNP | DNP | 20-6-0 | 26-2-1 | DNP | 2-2-0 |
| at Florida | 12/07/2022 | 75-54 | W | 5-5-3 | 11-3-2 | 0-1-0 | 0-2-2 | 3-1-1 | 0-0-0 | 0-0-0 | 17-7-1 | 15-4-3 | DNP | 16-8-0 |
| LIU | 12/10/2022 | 114-61 | W | 2-2-7 | 9-3-3 | 11-0-1 | 2-1-3 | 19-8-2 | 2-1-1 | 2-0-0 | 16-4-2 | 22-3-2 | 0-0-0 | 21-11-0 |
| at Butler | 12/17/2022 | 68-46 | W | 5-8-3 | 3-4-3 | 9-2-1 | 0-2-1 | 5-6-2 | DNP | DNP | 27-14-3 | 12-3-0 | DNP | 4-8-1 |
| Georgetown | 12/20/2022 | 84-73 | W | 17-2-7 | 14-1-1 | 2-1-0 | 5-0-2 | 8-0-1 | DNP | DNP | 14-7-1 | 15-3-3 | DNP | 2-4-1 |
| Villanova | 12/28/2022 | 74-66 | W | 6-1-4 | 0-2-0 | 2-0-1 | 6-2-3 | 15-6-1 | DNP | DNP | 7-1-1 | 22-7-0 | DNP | 6-1-0 |
| at Xavier | 12/31/2022 | 73-83 | L | 6-7-7 | 3-0-1 | 6-0-0 | 5-1-1 | 6-5-1 | DNP | DNP | 18-6-1 | 11-5-2 | DNP | 4-2-2 |
| at Providence | 01/04/2023 | 61-73 | L | 6-2-5 | 0-1-0 | 2-0-0 | 1-2-0 | 11-5-1 | DNP | DNP | 11-7-1 | 15-6-2 | DNP | 12-11-0 |
| Creighton | 01/07/2023 | 69-60 | W | 13-4-1 | 0-1-0 | 0-0-0 | 0-1-1 | 2-3-2 | DNP | DNP | 26-9-1 | 17-1-1 | DNP | 4-3-0 |
| at Marquette | 01/11/2023 | 76-82 | L | 7-3-2 | 3-0-2 | 0-1-3 | 2-0-1 | 17-7-1 | DNP | DNP | 10-3-0 | 8-6-1 | DNP | 20-10-0 |
| St. John's (NY) | 01/15/2023 | 74-85 | L | 0-1-1 | 6-4-1 | 1-2-0 | 4-0-4 | 16-5-1 | DNP | DNP | 14-10-3 | 31-5-2 | DNP | 0-5-0 |
| at Seton Hall | 01/18/2023 | 66-67 | L | 11-3-4 | 3-2-2 | 0-0-1 | 2-3-1 | 9-3-2 | DNP | DNP | 16-5-0 | 13-6-2 | DNP | 7-6-0 |
| Butler | 01/22/2023 | 86-56 | W | 11-4-2 | 5-1-2 | 2-3-2 | 8-0-3 | 15-5-1 | 0-0-0 | 0-0-0 | 17-14-3 | 20-6-0 | 0-1-0 | 4-4-1 |
| Xavier | 01/25/2023 | 79-82 | L | 23-4-4 | 0-0-0 | 4-2-0 | 0-1-0 | 5-3-1 | DNP | DNP | 11-9-4 | 28-4-1 | DNP | 2-3-0 |
| at DePaul | 01/31/2023 | 90-76 | W | 21-0-3 | 0-0-1 | 5-0-1 | 0-0-0 | 4-4-5 | DNP | DNP | 25-9-0 | 26-5-1 | DNP | 5-9-0 |
| at Georgetown | 02/04/2023 | 68-62 | W | 15-8-6 | 3-1-1 | 3-3-0 | 2-0-0 | 11-4-4 | DNP | DNP | 15-6-0 | 10-2-0 | DNP | 2-2-2 |
| Marquette | 02/07/2023 | 87-72 | W | 12-10-12 | 2-1-1 | 13-0-0 | 0-0-0 | 13-4-2 | DNP | DNP | 18-7-3 | 20-6-0 | DNP | 4-8-1 |
| at Creighton | 02/11/2023 | 53-56 | L | 2-0-4 | 0-1-0 | 5-2-0 | 3-3-2 | 5-5-1 | DNP | DNP | 17-10-2 | 11-4-1 | DNP | 4-7-0 |
| Seton Hall | 02/18/2023 | 64-55 | W | 6-3-2 | DNP | 0-0-0 | 4-3-4 | 5-4-1 | DNP | DNP | 8-6-0 | 20-5-2 | DNP | 6-6-0 |
| Providence | 02/22/2023 | 87-69 | W | 12-7-7 | 3-1-0 | 9-2-0 | 0-0-2 | 16-8-2 | 0-0-0 | DNP | 16-5-2 | 20-6-2 | DNP | 7-3-1 |
| at St. John's (NY) | 02/25/2023 | 95-86 | W | 8-7-8 | 15-0-0 | 8-2-1 | DNP | 2-5-0 | DNP | DNP | 18-9-1 | 20-2-3 | DNP | 9-6-1 |
| DePaul | 03/01/2023 | 88-59 | W | 12-5-6 | 9-2-3 | 4-0-2 | DNP | 11-6-4 | 2-1-0 | 0-1-0 | 26-5-0 | 3-2-0 | DNP | 10-4-0 |
| at Villanova | 03/04/2023 | 71-59 | W | 9-3-3 | 0-1-1 | 3-2-1 | DNP | 16-6-4 | 0-0-0 | DNP | 9-9-0 | 24-4-1 | DNP | 0-2-0 |
| vs Providence | 03/09/2023 | 73-66 | W | 16-4-7 | 6-2-2 | 5-0-0 | 0-1-2 | 8-1-0 | DNP | DNP | 10-5-2 | 19-4-1 | DNP | 0-4-1 |
| vs Marquette | 03/10/2023 | 68-70 | L | 7-6-6 | 8-2-0 | 10-0-1 | 0-1-0 | 10-5-1 | DNP | DNP | 19-11-1 | 5-3-2 | DNP | 7-5-0 |
| vs Iona | 03/17/2023 | 87-63 | W | 4-4-6 | 6-1-2 | 8-0-1 | 0-2-3 | 6-4-3 | 0-1-0 | 0-0-0 | 28-13-0 | 13-4-1 | 0-0-0 | 12-9-1 |
| vs Saint Mary's (CA) | 03/19/2023 | 70-55 | W | 13-3-5 | 5-1-0 | 3-1-0 | 0-1-1 | 3-4-0 | 0-0-0 | 0-0-0 | 24-8-0 | 12-0-0 | 0-0-0 | 4-5-2 |
| vs Arkansas | 03/23/2023 | 88-65 | W | 6-6-7 | 5-1-0 | 10-1-2 | 0-1-1 | 11-7-1 | 2-0-0 | 0-1-0 | 18-8-1 | 24-2-3 | 0-0-0 | 5-4-0 |
| vs Gonzaga | 03/25/2023 | 82-54 | W | 8-7-3 | 8-3-0 | 8-0-0 | 0-0-2 | 12-4-1 | 0-0-0 | 0-0-0 | 10-10-4 | 20-6-1 | 0-0-0 | 6-3-0 |

# 2022-23 UConn Men's Basketball
## Points-rebounds-assists
## All games

| Opponent | Date | Score | | 33 ROUMOGLOU, | 35 JOHNSON,SA | 40 JOHNSON JR | 41 HENDRY,EMM | 44 JACKSON JR |
|---|---|---|---|---|---|---|---|---|
| Stonehill | 11/07/2022 | 85-54 | W | 2-1-0 | 7-3-0 | 0-0-0 | 0-0-0 | DNP |
| Boston U. | 11/11/2022 | 86-57 | W | 2-1-0 | DNP | 0-0-0 | 0-0-0 | DNP |
| Buffalo | 11/15/2022 | 84-64 | W | 0-0-0 | DNP | DNP | DNP | DNP |
| UNCW | 11/18/2022 | 86-50 | W | 0-0-0 | DNP | 0-0-0 | 0-0-0 | 2-3-5 |
| Delaware St. | 11/20/2022 | 95-60 | W | 0-0-0 | DNP | 0-0-0 | 0-0-0 | 3-1-4 |
| vs Oregon | 11/24/2022 | 83-59 | W | 0-1-0 | DNP | 0-0-0 | 0-0-0 | 0-4-5 |
| vs Alabama | 11/25/2022 | 82-67 | W | 0-0-0 | DNP | DNP | DNP | 4-7-1 |
| vs Iowa St. | 11/27/2022 | 71-53 | W | DNP | DNP | DNP | DNP | 10-13-5 |
| Oklahoma St. | 12/01/2022 | 74-64 | W | DNP | DNP | DNP | DNP | 11-7-6 |
| at Florida | 12/07/2022 | 75-54 | W | 0-0-0 | DNP | DNP | DNP | 8-8-4 |
| LIU | 12/10/2022 | 114-61 | W | 0-2-1 | DNP | 0-0-0 | 0-0-0 | 8-3-7 |
| at Butler | 12/17/2022 | 68-46 | W | DNP | DNP | DNP | DNP | 3-6-6 |
| Georgetown | 12/20/2022 | 84-73 | W | DNP | DNP | DNP | DNP | 7-8-8 |
| Villanova | 12/28/2022 | 74-66 | W | DNP | DNP | DNP | DNP | 10-6-2 |
| at Xavier | 12/31/2022 | 73-83 | L | DNP | DNP | DNP | DNP | 14-10-8 |
| at Providence | 01/04/2023 | 61-73 | L | DNP | DNP | DNP | DNP | 3-3-4 |
| Creighton | 01/07/2023 | 69-60 | W | DNP | DNP | DNP | DNP | 7-9-2 |
| at Marquette | 01/11/2023 | 76-82 | L | DNP | DNP | DNP | DNP | 9-4-6 |
| St. John's (NY) | 01/15/2023 | 74-85 | L | 0-0-0 | DNP | DNP | DNP | 2-6-1 |
| at Seton Hall | 01/18/2023 | 66-67 | L | DNP | DNP | DNP | DNP | 5-10-4 |
| Butler | 01/22/2023 | 86-56 | W | 0-0-0 | 2-2-1 | 0-0-0 | 0-0-0 | 2-4-4 |
| Xavier | 01/25/2023 | 79-82 | L | DNP | DNP | DNP | DNP | 6-2-2 |
| at DePaul | 01/31/2023 | 90-76 | W | 0-0-0 | 2-1-0 | DNP | DNP | 2-8-4 |
| at Georgetown | 02/04/2023 | 68-62 | W | DNP | 0-0-0 | DNP | DNP | 7-10-7 |
| Marquette | 02/07/2023 | 87-72 | W | DNP | DNP | DNP | DNP | 5-4-1 |
| at Creighton | 02/11/2023 | 53-56 | L | DNP | DNP | DNP | DNP | 6-6-0 |
| Seton Hall | 02/18/2023 | 64-55 | W | DNP | DNP | DNP | DNP | 15-10-3 |
| Providence | 02/22/2023 | 87-69 | W | DNP | DNP | DNP | DNP | 4-6-4 |
| at St. John's (NY) | 02/25/2023 | 95-86 | W | DNP | DNP | DNP | DNP | 15-5-3 |
| DePaul | 03/01/2023 | 88-59 | W | 0-0-0 | 0-1-0 | DNP | DNP | 11-8-9 |
| at Villanova | 03/04/2023 | 71-59 | W | 0-0-0 | 0-0-0 | DNP | DNP | 10-7-5 |
| vs Providence | 03/09/2023 | 73-66 | W | DNP | DNP | DNP | DNP | 9-11-6 |
| vs Marquette | 03/10/2023 | 68-70 | L | DNP | DNP | DNP | DNP | 2-1-2 |
| vs Iona | 03/17/2023 | 87-63 | W | 0-0-0 | 0-0-0 | 0-0-0 | DNP | 10-5-7 |
| vs Saint Mary's (CA) | 03/19/2023 | 70-55 | W | 0-1-0 | 0-0-0 | DNP | 0-0-0 | 6-6-7 |
| vs Arkansas | 03/23/2023 | 88-65 | W | 0-0-0 | 0-0-0 | 0-0-0 | DNP | 7-8-7 |
| vs Gonzaga | 03/25/2023 | 82-54 | W | 2-1-0 | 0-2-0 | DNP | 0-0-0 | 8-9-10 |

# 2022-23 UConn Men's Basketball
# Team Overall Conference
# All games



**Summary**

| | Overall Statistics | | | | | | | | | | Conference Statistics | | | | | | | | | |
|---|---|---|---|---|---|---|---|---|---|---|---|---|---|---|---|---|---|---|---|---|
| **Player** | **GP-GS** | **MIN/G** | **FG%** | **3FG%** | **FT%** | **R/G** | **A/G** | **STL** | **BLK** | **PTS/G** | **GP-GS** | **MIN/G** | **FG%** | **3FG%** | **FT%** | **R/G** | **A/G** | **STL** | **BLK** | **PTS/G** |
| SANOGO, Adama | 37-37 | 26.5 | .602 | .347 | .776 | 7.5 | 1.3 | 27 | 29 | 17.1 | 20-20 | 27.8 | .568 | .357 | .763 | 7.6 | 1.3 | 15 | 14 | 16.2 |
| HAWKINS, Jordan | 35-35 | 29.5 | .407 | .385 | .886 | 3.8 | 1.3 | 25 | 17 | 16.3 | 20-20 | 32.3 | .399 | .357 | .900 | 4.4 | 1.2 | 17 | 12 | 17.3 |
| NEWTON, Tristen | 37-36 | 28.6 | .375 | .368 | .804 | 4.3 | 4.7 | 40 | 10 | 9.9 | 20-20 | 29.1 | .397 | .350 | .813 | 4.1 | 4.6 | 23 | 6 | 10.1 |
| KARABAN, Alex | 37-36 | 28.8 | .485 | .406 | .837 | 4.4 | 1.7 | 20 | 24 | 9.5 | 20-20 | 29.8 | .458 | .396 | .889 | 4.7 | 1.9 | 14 | 13 | 9.6 |
| CLINGAN, Donovan | 37-0 | 13.2 | .655 | .000 | .523 | 5.7 | 0.5 | 14 | 68 | 7.1 | 20-0 | 12.3 | .577 | .000 | .500 | 5.2 | 0.5 | 6 | 34 | 5.6 |
| JACKSON JR., Andre | 34-29 | 29.2 | .427 | .284 | .652 | 6.4 | 4.7 | 35 | 18 | 6.8 | 20-20 | 30.2 | .408 | .296 | .677 | 6.6 | 4.2 | 16 | 10 | 7.2 |
| CALCATERRA, Joey | 36-0 | 14.4 | .418 | .439 | .885 | 1.8 | 1.2 | 20 | 2 | 5.8 | 19-0 | 10.8 | .329 | .364 | 1.000 | 1.2 | 1.0 | 9 | 1 | 3.6 |
| ALLEYNE, Nahiem | 37-8 | 17.9 | .365 | .330 | .862 | 1.1 | 0.8 | 18 | 2 | 5.1 | 20-0 | 15.5 | .313 | .298 | .800 | 1.1 | 0.7 | 5 | 2 | 3.9 |
| DIARRA, Hassan | 34-3 | 13.3 | .301 | .189 | .514 | 1.4 | 1.9 | 28 | 8 | 2.2 | 17-0 | 12.7 | .359 | .235 | .526 | 1.1 | 1.5 | 15 | 4 | 2.5 |
| JOHNSON, Samson | 10-1 | 4.5 | .500 | .000 | 1.000 | 0.9 | 0.1 | 2 | 0 | 1.1 | 5-0 | 4.3 | .333 | .000 | .000 | 0.8 | 0.2 | 2 | 0 | 0.8 |
| SPRINGS, Richie | 17-0 | 2.2 | .667 | .000 | .600 | 0.6 | 0.2 | 0 | 0 | 0.9 | 4-0 | 0.9 | 1.000 | .000 | .000 | 0.3 | 0.0 | 0 | 0 | 0.5 |
| ROUMOGLOU, Apostolos | 18-0 | 1.6 | .286 | .000 | .667 | 0.4 | 0.1 | 1 | 0 | 0.3 | 5-0 | 1.2 | .000 | .000 | .000 | 0.0 | 0.0 | 0 | 0 | 0.0 |
| HURLEY, Andrew | 13-0 | 1.4 | .143 | .000 | .000 | 0.2 | 0.0 | 2 | 0 | 0.2 | 2-0 | 1.3 | .000 | .000 | .000 | 0.5 | 0.0 | 0 | 0 | 0.0 |
| JOHNSON JR., Andre | 9-0 | 1.1 | .000 | .000 | .000 | 0.0 | 0.0 | 0 | 0 | 0.0 | 1-0 | 0.8 | .000 | .000 | .000 | 0.0 | 0.0 | 0 | 0 | 0.0 |
| HENDRY, Emmett | 9-0 | 0.8 | .000 | .000 | .000 | 0.0 | 0.0 | 0 | 0 | 0.0 | 1-0 | 0.8 | .000 | .000 | .000 | 0.0 | 0.0 | 0 | 0 | 0.0 |
| HASSON, Yarin | 11-0 | 0.9 | .000 | .000 | .000 | 0.1 | 0.0 | 0 | 1 | 0.0 | 1-0 | 0.8 | .000 | .000 | .000 | 1.0 | 0.0 | 0 | 0 | 0.0 |
| **Totals** | **37** | | **.464** | **.363** | **.760** | **39.3** | **17.6** | **232** | **179** | **78.8** | **20** | | **.439** | **.345** | **.767** | **38.9** | **16.5** | **122** | **96** | **75.7** |
| **Opponent** | **37** | | **.404** | **.297** | **.730** | **29.9** | **9.2** | **243** | **102** | **64.4** | **20** | | **.422** | **.306** | **.759** | **30.9** | **9.9** | **129** | **64** | **68.4** |

**Scoring**

| | Overall Statistics | | | | | | | | Conference Statistics | | | | | | | |
|---|---|---|---|---|---|---|---|---|---|---|---|---|---|---|---|---|
| **Player** | **FG-FGA** | **FG%** | **3FG-3FGA** | **3FG%** | **FT-FTA** | **FT%** | **PTS** | **PTS/G** | **FG-FGA** | **FG%** | **3FG-3FGA** | **3FG%** | **FT-FTA** | **FT%** | **PTS** | **PTS/G** |
| SANOGO, Adama | 263-437 | .602 | 17-49 | .347 | 90-116 | .776 | 633 | 17.1 | 134-236 | .568 | 10-28 | .357 | 45-59 | .763 | 323 | 16.2 |
| HAWKINS, Jordan | 174-428 | .407 | 104-270 | .385 | 117-132 | .886 | 569 | 16.3 | 105-263 | .399 | 55-154 | .357 | 81-90 | .900 | 346 | 17.3 |
| NEWTON, Tristen | 100-267 | .375 | 43-117 | .368 | 123-153 | .804 | 366 | 9.9 | 58-146 | .397 | 21-60 | .350 | 65-80 | .813 | 202 | 10.1 |
| KARABAN, Alex | 126-260 | .485 | 63-155 | .406 | 36-43 | .837 | 351 | 9.5 | 70-153 | .458 | 36-91 | .396 | 16-18 | .889 | 192 | 9.6 |
| CLINGAN, Donovan | 108-165 | .655 | 0-1 | .000 | 45-86 | .523 | 261 | 7.1 | 45-78 | .577 | 0-0 | .000 | 22-44 | .500 | 112 | 5.6 |
| JACKSON JR., Andre | 88-206 | .427 | 25-88 | .284 | 30-46 | .652 | 231 | 6.8 | 53-130 | .408 | 16-54 | .296 | 21-31 | .677 | 143 | 7.2 |
| CALCATERRA, Joey | 69-165 | .418 | 47-107 | .439 | 23-26 | .885 | 208 | 5.8 | 24-73 | .329 | 16-44 | .364 | 5-5 | 1.000 | 69 | 3.6 |
| ALLEYNE, Nahiem | 65-178 | .365 | 32-97 | .330 | 25-29 | .862 | 187 | 5.1 | 26-83 | .313 | 14-47 | .298 | 12-15 | .800 | 78 | 3.9 |
| DIARRA, Hassan | 25-83 | .301 | 7-37 | .189 | 19-37 | .514 | 76 | 2.2 | 14-39 | .359 | 4-17 | .235 | 10-19 | .526 | 42 | 2.5 |
| JOHNSON, Samson | 4-8 | .500 | 0-2 | .000 | 3-3 | 1.000 | 11 | 1.1 | 2-6 | .333 | 0-2 | .000 | 0-0 | .000 | 4 | 0.8 |
| SPRINGS, Richie | 6-9 | .667 | 0-0 | .000 | 3-5 | .600 | 15 | 0.9 | 1-1 | 1.000 | 0-0 | .000 | 0-0 | .000 | 2 | 0.5 |
| ROUMOGLOU, Apostolos | 2-7 | .286 | 0-2 | .000 | 2-3 | .667 | 6 | 0.3 | 0-3 | .000 | 0-1 | .000 | 0-0 | .000 | 0 | 0.0 |
| HURLEY, Andrew | 1-7 | .143 | 0-3 | .000 | 0-0 | .000 | 2 | 0.2 | 0-1 | .000 | 0-0 | .000 | 0-0 | .000 | 0 | 0.0 |
| JOHNSON JR., Andre | 0-1 | .000 | 0-1 | .000 | 0-0 | .000 | 0 | 0.0 | 0-0 | .000 | 0-0 | .000 | 0-0 | .000 | 0 | 0.0 |
| HENDRY, Emmett | 0-0 | .000 | 0-0 | .000 | 0-0 | .000 | 0 | 0.0 | 0-0 | .000 | 0-0 | .000 | 0-0 | .000 | 0 | 0.0 |
| HASSON, Yarin | 0-2 | .000 | 0-1 | .000 | 0-0 | .000 | 0 | 0.0 | 0-1 | .000 | 0-0 | .000 | 0-0 | .000 | 0 | 0.0 |
| **Totals** | **1031-2223** | **.464** | **338-930** | **.363** | **516-679** | **.760** | **2916** | **78.8** | **532-1213** | **.439** | **172-498** | **.345** | **277-361** | **.767** | **1513** | **75.7** |
| **Opponent** | **817-2024** | **.404** | **181-610** | **.297** | **568-778** | **.730** | **2383** | **64.4** | **469-1111** | **.422** | **105-343** | **.306** | **324-427** | **.759** | **1367** | **68.4** |

# 2022-23 UConn Men's Basketball
## Team Overall Conference
## All games

**Totals**

| | Overall Statistics | | | | | | | | | Conference Statistics | | | | | | | | |
|---|---|---|---|---|---|---|---|---|---|---|---|---|---|---|---|---|---|---|
| **Player** | **O-REB** | **D-REB** | **TOTAL** | **PF** | **FO** | **A** | **TO** | **A/TO** | **HI PTS** | **O-REB** | **D-REB** | **TOTAL** | **PF** | **FO** | **A** | **TO** | **A/TO** | **HI PTS** |
| SANOGO, Adama | 93 | 186 | 279 | 101 | 2 | 47 | 72 | 0.7 | 28 | 55 | 96 | 151 | 61 | 2 | 26 | 38 | 0.7 | 27 |
| HAWKINS, Jordan | 35 | 98 | 133 | 79 | 1 | 47 | 48 | 1.0 | 31 | 26 | 62 | 88 | 49 | 1 | 24 | 32 | 0.8 | 31 |
| NEWTON, Tristen | 42 | 118 | 160 | 76 | 0 | 173 | 85 | 2.0 | 23 | 22 | 60 | 82 | 41 | 0 | 91 | 45 | 2.0 | 23 |
| KARABAN, Alex | 58 | 104 | 162 | 92 | 1 | 64 | 42 | 1.5 | 19 | 35 | 59 | 94 | 45 | 1 | 37 | 21 | 1.8 | 17 |
| CLINGAN, Donovan | 82 | 128 | 210 | 70 | 0 | 17 | 39 | 0.4 | 21 | 44 | 60 | 104 | 40 | 0 | 10 | 24 | 0.4 | 20 |
| JACKSON JR., Andre | 67 | 151 | 218 | 95 | 5 | 159 | 67 | 2.4 | 15 | 46 | 86 | 132 | 57 | 3 | 83 | 46 | 1.8 | 15 |
| CALCATERRA, Joey | 15 | 48 | 63 | 36 | 1 | 44 | 28 | 1.6 | 15 | 7 | 16 | 23 | 19 | 1 | 19 | 12 | 1.6 | 15 |
| ALLEYNE, Nahiem | 11 | 30 | 41 | 55 | 0 | 30 | 24 | 1.3 | 13 | 5 | 17 | 22 | 26 | 0 | 13 | 10 | 1.3 | 13 |
| DIARRA, Hassan | 12 | 35 | 47 | 44 | 0 | 66 | 37 | 1.8 | 11 | 7 | 11 | 18 | 23 | 0 | 25 | 13 | 1.9 | 8 |
| JOHNSON, Samson | 6 | 3 | 9 | 6 | 0 | 1 | 2 | 0.5 | 7 | 3 | 1 | 4 | 1 | 0 | 1 | 2 | 0.5 | 2 |
| SPRINGS, Richie | 3 | 8 | 11 | 4 | 0 | 3 | 1 | 3.0 | 5 | 1 | 0 | 1 | 0 | 0 | 0 | 0 | 0.0 | 2 |
| ROUMOGLOU, Apostolos | 2 | 5 | 7 | 4 | 0 | 1 | 2 | 0.5 | 2 | 0 | 0 | 0 | 1 | 0 | 0 | 0 | 0.0 | 0 |
| HURLEY, Andrew | 0 | 2 | 2 | 1 | 0 | 0 | 2 | 0.0 | 2 | 0 | 1 | 1 | 0 | 0 | 0 | 0 | 0.0 | 0 |
| JOHNSON JR., Andre | 0 | 0 | 0 | 0 | 0 | 0 | 0 | 0.0 | 0 | 0 | 0 | 0 | 0 | 0 | 0 | 0 | 0.0 | 0 |
| HENDRY, Emmett | 0 | 0 | 0 | 0 | 0 | 0 | 1 | 0.0 | 0 | 0 | 0 | 0 | 0 | 0 | 0 | 0 | 0.0 | 0 |
| HASSON, Yarin | 1 | 0 | 1 | 3 | 0 | 0 | 0 | 0.0 | 0 | 1 | 0 | 1 | 0 | 0 | 0 | 0 | 0.0 | 0 |
| **Totals** | **484** | **969** | **1453** | **666** | **10** | **652** | **475** | **1.4** | **114** | **283** | **495** | **778** | **363** | **8** | **329** | **256** | **1.3** | **95** |
| **Opponent** | **335** | **772** | **1107** | **630** | **15** | **340** | **472** | **0.7** | **86** | **194** | **423** | **617** | **329** | **9** | **197** | **234** | **0.8** | **86** |

# 2022-23 UConn Men's Basketball
## Team High/Low Analysis
## All games

### UConn - Game Highs

| | | | |
|---|---|---|---|
| **POINTS** | 114 | | LIU (12/10/2022) |
| | 95 | | at St. John's (NY) (02/25/2023) |
| | 95 | | Delaware St. (11/20/2022) |
| | 90 | | at DePaul (01/31/2023) |
| | 88 | | vs Arkansas (N) (03/23/2023) |
| | 88 | | DePaul (03/01/2023) |
| **FIELD GOALS MADE** | 45 | | LIU (12/10/2022) |
| | 35 | | DePaul (03/01/2023) |
| | 35 | | Delaware St. (11/20/2022) |
| **FIELD GOAL ATTEMPTS** | 72 | | vs Gonzaga (N) (03/25/2023) |
| | 72 | | LIU (12/10/2022) |
| **FIELD GOAL PERCENTAGE** | .625 | (45-72) | LIU (12/10/2022) |
| | .574 | (31-54) | vs Arkansas (N) (03/23/2023) |
| | .574 | (35-61) | Delaware St. (11/20/2022) |
| **3 PT FG MADE** | 17 | | vs Oregon (N) (11/24/2022) |
| | 14 | | LIU (12/10/2022) |
| **3 PT FG ATTEMPTS** | 37 | | at Xavier (12/31/2022) |
| | 37 | | vs Oregon (N) (11/24/2022) |
| **3 PT FG PERCENTAGE** | .522 | (12-23) | Marquette (02/07/2023) |
| | .500 | (12-24) | at Georgetown (02/04/2023) |
| **FREE THROWS MADE** | 30 | | at DePaul (01/31/2023) |
| | 26 | | at St. John's (NY) (02/25/2023) |
| **FREE THROW ATTEMPTS** | 34 | | at DePaul (01/31/2023) |
| | 33 | | at St. John's (NY) (02/25/2023) |
| | 33 | | Oklahoma St. (12/01/2022) |
| **FREE THROW PERCENTAGE** | 1.000 | (4-4) | at Creighton (02/11/2023) |
| | .929 | (13-14) | at Villanova (03/04/2023) |
| | .929 | (13-14) | Providence (02/22/2023) |
| | .929 | (13-14) | at Seton Hall (01/18/2023) |
| **REBOUNDS** | 54 | | at Butler (12/17/2022) |
| | 48 | | vs Gonzaga (N) (03/25/2023) |
| | 48 | | Marquette (02/07/2023) |
| | 48 | | Butler (01/22/2023) |
| | 48 | | vs Iowa St. (N) (11/27/2022) |
| **ASSISTS** | 29 | | LIU (12/10/2022) |
| | 25 | | Delaware St. (11/20/2022) |
| **STEALS** | 12 | | Villanova (12/28/2022) |
| | 11 | | Buffalo (11/15/2022) |
| | 11 | | Stonehill (11/07/2022) |
| **BLOCKED SHOTS** | 11 | | at St. John's (NY) (02/25/2023) |
| | 11 | | at Marquette (01/11/2023) |
| **TURNOVERS** | 21 | | St. John's (NY) (01/15/2023) |
| | 19 | | vs Iowa St. (N) (11/27/2022) |
| **FOULS** | 30 | | St. John's (NY) (01/15/2023) |
| | 27 | | at Providence (01/04/2023) |

## Opponent - Game Highs

| | | | |
|---|---|---|---|
| **POINTS** | 86 | | at St. John's (NY) (02/25/2023) |
| | 85 | | St. John's (NY) (01/15/2023) |
| | 83 | | at Xavier (12/31/2022) |
| | 82 | | Xavier (01/25/2023) |
| | 82 | | at Marquette (01/11/2023) |
| **FIELD GOALS MADE** | 31 | | Xavier (01/25/2023) |
| | 30 | | at St. John's (NY) (02/25/2023) |
| | 30 | | St. John's (NY) (01/15/2023) |
| | 30 | | at Marquette (01/11/2023) |
| **FIELD GOAL ATTEMPTS** | 65 | | at St. John's (NY) (02/25/2023) |
| | 63 | | vs Arkansas (N) (03/23/2023) |
| **FIELD GOAL PERCENTAGE** | .538 | (28-52) | at Xavier (12/31/2022) |
| | .534 | (31-58) | Xavier (01/25/2023) |
| **3 PT FG MADE** | 11 | | vs Marquette (N) (03/10/2023) |
| | 10 | | Xavier (01/25/2023) |
| **3 PT FG ATTEMPTS** | 29 | | vs Marquette (N) (03/10/2023) |
| | 28 | | at Villanova (03/04/2023) |
| **3 PT FG PERCENTAGE** | .500 | (10-20) | Xavier (01/25/2023) |
| | .450 | (9-20) | at DePaul (01/31/2023) |
| **FREE THROWS MADE** | 29 | | at Providence (01/04/2023) |
| | 23 | | St. John's (NY) (01/15/2023) |
| | 23 | | at Xavier (12/31/2022) |
| **FREE THROW ATTEMPTS** | 37 | | St. John's (NY) (01/15/2023) |
| | 35 | | at Providence (01/04/2023) |
| **FREE THROW PERCENTAGE** | 1.000 | (16-16) | Butler (01/22/2023) |
| | .944 | (17-18) | Villanova (12/28/2022) |
| **REBOUNDS** | 49 | | Creighton (01/07/2023) |
| | 41 | | at Providence (01/04/2023) |
| **ASSISTS** | 20 | | at Xavier (12/31/2022) |
| | 17 | | Xavier (01/25/2023) |
| **STEALS** | 13 | | vs Iowa St. (N) (11/27/2022) |
| | 12 | | vs Providence (N) (03/09/2023) |
| **BLOCKED SHOTS** | 8 | | Butler (01/22/2023) |
| | 7 | | at Georgetown (02/04/2023) |
| **TURNOVERS** | 24 | | Stonehill (11/07/2022) |
| | 21 | | LIU (12/10/2022) |
| | 21 | | vs Alabama (N) (11/25/2022) |
| **FOULS** | 25 | | Oklahoma St. (12/01/2022) |
| | 24 | | vs Alabama (N) (11/25/2022) |

## UConn - Game Lows

| | | | |
|---|---|---|---|
| **POINTS** | 53 | | at Creighton (02/11/2023) |
| | 61 | | at Providence (01/04/2023) |
| | 64 | | Seton Hall (02/18/2023) |
| | 66 | | at Seton Hall (01/18/2023) |
| | 68 | | vs Marquette (N) (03/10/2023) |
| | 68 | | at Georgetown (02/04/2023) |
| | 68 | | at Butler (12/17/2022) |
| **FIELD GOALS MADE** | 21 | | at Creighton (02/11/2023) |
| | 21 | | Creighton (01/07/2023) |
| | 21 | | Villanova (12/28/2022) |
| | 21 | | Oklahoma St. (12/01/2022) |
| **FIELD GOAL ATTEMPTS** | 50 | | vs Saint Mary's (CA) (N) (03/19/2023) |
| | 52 | | Seton Hall (02/18/2023) |
| | 52 | | UNCW (11/18/2022) |
| **FIELD GOAL PERCENTAGE** | .323 | (21-65) | at Creighton (02/11/2023) |
| | .350 | (21-60) | Creighton (01/07/2023) |
| **3 PT FG MADE** | 4 | | Seton Hall (02/18/2023) |
| | 4 | | at DePaul (01/31/2023) |
| **3 PT FG ATTEMPTS** | 16 | | at DePaul (01/31/2023) |
| | 19 | | Butler (01/22/2023) |
| | 19 | | at Florida (12/07/2022) |
| **3 PT FG PERCENTAGE** | .182 | (4-22) | Seton Hall (02/18/2023) |
| | .208 | (5-24) | Stonehill (11/07/2022) |
| **FREE THROWS MADE** | 2 | | at Georgetown (02/04/2023) |
| | 2 | | at Butler (12/17/2022) |
| **FREE THROW ATTEMPTS** | 4 | | at Creighton (02/11/2023) |
| | 4 | | at Butler (12/17/2022) |
| **FREE THROW PERCENTAGE** | .400 | (2-5) | at Georgetown (02/04/2023) |
| | .444 | (4-9) | at Xavier (12/31/2022) |
| **REBOUNDS** | 28 | | Georgetown (12/20/2022) |
| | 29 | | Villanova (12/28/2022) |
| **ASSISTS** | 8 | | Creighton (01/07/2023) |
| | 10 | | at Creighton (02/11/2023) |
| **STEALS** | 2 | | vs Saint Mary's (CA) (N) (03/19/2023) |
| | 2 | | vs Marquette (N) (03/10/2023) |
| | 2 | | at Butler (12/17/2022) |
| **BLOCKED SHOTS** | 1 | | St. John's (NY) (01/15/2023) |
| | 2 | | vs Marquette (N) (03/10/2023) |
| | 2 | | at Creighton (02/11/2023) |
| | 2 | | at Seton Hall (01/18/2023) |
| | 2 | | at Xavier (12/31/2022) |
| | 2 | | vs Iowa St. (N) (11/27/2022) |
| **TURNOVERS** | 5 | | Creighton (01/07/2023) |
| | 7 | | Georgetown (12/20/2022) |
| | 7 | | Oklahoma St. (12/01/2022) |
| **FOULS** | 12 | | Butler (01/22/2023) |
| | 13 | | DePaul (03/01/2023) |
| | 13 | | Buffalo (11/15/2022) |

## Opponent - Game Lows

| | | | |
|---|---|---|---|
| **POINTS** | 46 | | at Butler (12/17/2022) |
| | 50 | | UNCW (11/18/2022) |
| | 53 | | vs Iowa St. (N) (11/27/2022) |
| | 54 | | vs Gonzaga (N) (03/25/2023) |
| | 54 | | at Florida (12/07/2022) |
| | 54 | | Stonehill (11/07/2022) |
| **FIELD GOALS MADE** | 16 | | at Butler (12/17/2022) |
| | 16 | | at Florida (12/07/2022) |
| | 16 | | Stonehill (11/07/2022) |
| **FIELD GOAL ATTEMPTS** | 45 | | Stonehill (11/07/2022) |
| | 47 | | vs Oregon (N) (11/24/2022) |
| **FIELD GOAL PERCENTAGE** | .296 | (16-54) | at Butler (12/17/2022) |
| | .302 | (16-53) | at Florida (12/07/2022) |
| **3 PT FG MADE** | 2 | | vs Gonzaga (N) (03/25/2023) |
| | 2 | | Seton Hall (02/18/2023) |
| | 2 | | St. John's (NY) (01/15/2023) |
| | 2 | | Creighton (01/07/2023) |
| | 2 | | LIU (12/10/2022) |
| | 2 | | Delaware St. (11/20/2022) |
| | 2 | | Boston U. (11/11/2022) |
| **3 PT FG ATTEMPTS** | 9 | | LIU (12/10/2022) |
| | 9 | | Delaware St. (11/20/2022) |
| **3 PT FG PERCENTAGE** | .100 | (2-20) | vs Gonzaga (N) (03/25/2023) |
| | .125 | (2-16) | Creighton (01/07/2023) |
| **FREE THROWS MADE** | 6 | | vs Iowa St. (N) (11/27/2022) |
| | 9 | | at Georgetown (02/04/2023) |
| | 9 | | Buffalo (11/15/2022) |
| **FREE THROW ATTEMPTS** | 10 | | vs Iowa St. (N) (11/27/2022) |
| | 13 | | Xavier (01/25/2023) |
| | 13 | | at Butler (12/17/2022) |
| | 13 | | Buffalo (11/15/2022) |
| **FREE THROW PERCENTAGE** | .545 | (12-22) | vs Gonzaga (N) (03/25/2023) |
| | .560 | (14-25) | vs Oregon (N) (11/24/2022) |
| **REBOUNDS** | 19 | | vs Iowa St. (N) (11/27/2022) |
| | 20 | | Providence (02/22/2023) |
| **ASSISTS** | 5 | | DePaul (03/01/2023) |
| | 5 | | Creighton (01/07/2023) |
| | 5 | | LIU (12/10/2022) |
| | 5 | | Oklahoma St. (12/01/2022) |
| | 5 | | Delaware St. (11/20/2022) |
| | 5 | | UNCW (11/18/2022) |
| **STEALS** | 1 | | Creighton (01/07/2023) |
| | 2 | | vs Gonzaga (N) (03/25/2023) |
| | 2 | | Georgetown (12/20/2022) |
| **BLOCKED SHOTS** | 0 | | vs Providence (N) (03/09/2023) |
| | 0 | | Villanova (12/28/2022) |
| | 0 | | vs Iowa St. (N) (11/27/2022) |
| **TURNOVERS** | 6 | | vs Iona (N) (03/17/2023) |
| | 8 | | Marquette (02/07/2023) |
| **FOULS** | 9 | | at Xavier (12/31/2022) |
| | 9 | | at Butler (12/17/2022) |

# 2022-23 UConn Men's Basketball
## Player Highs Analysis
## All games

### UConn - Individual Game Highs

| | | | |
|---|---|---|---|
| **POINTS** | 31 | | Jordan Hawkins vs St. John's (NY) (01/15/2023) |
| | 28 | | Adama Sanogo vs Iona (N) (03/17/2023) |
| | 28 | | Jordan Hawkins vs Xavier (01/25/2023) |
| | 27 | | Adama Sanogo at Butler (12/17/2022) |
| | 27 | | Adama Sanogo vs Boston U. (11/11/2022) |
| **FIELD GOALS MADE** | 13 | | Adama Sanogo vs Iona (N) (03/17/2023) |
| | 13 | | Adama Sanogo at Butler (12/17/2022) |
| **FIELD GOAL ATTEMPTS** | 21 | | Adama Sanogo at Butler (12/17/2022) |
| | 20 | | Adama Sanogo vs Creighton (01/07/2023) |
| **FIELD GOAL PERCENTAGE (min 5 made)** | 1.000 | (10-10) | Donovan Clingan vs LIU (12/10/2022) |
| | 1.000 | (5-5) | Alex Karaban vs Arkansas (N) (03/23/2023) |
| | 1.000 | (5-5) | Adama Sanogo vs Providence (N) (03/09/2023) |
| | 1.000 | (5-5) | Donovan Clingan vs Buffalo (11/15/2022) |
| **3 PT FG MADE** | 6 | | Jordan Hawkins vs Gonzaga (N) (03/25/2023) |
| | 6 | | Jordan Hawkins vs LIU (12/10/2022) |
| **3 PT FG ATTEMPTS** | 14 | | Jordan Hawkins vs Oregon (N) (11/24/2022) |
| | 12 | | Andre Jackson Jr. at Xavier (12/31/2022) |
| **3 PT FG PERCENTAGE (min 2 made)** | 1.000 | (3-3) | Nahiem Alleyne vs Providence (02/22/2023) |
| | 1.000 | (2-2) | Alex Karaban vs Marquette (N) (03/10/2023) |
| | 1.000 | (2-2) | Joey Calcaterra vs Oklahoma St. (12/01/2022) |
| | 1.000 | (2-2) | Joey Calcaterra vs Alabama (N) (11/25/2022) |
| | 1.000 | (2-2) | Adama Sanogo vs Oregon (N) (11/24/2022) |
| **FREE THROWS MADE** | 14 | | Tristen Newton vs Buffalo (11/15/2022) |
| | 12 | | Jordan Hawkins at DePaul (01/31/2023) |
| **FREE THROW ATTEMPTS** | 17 | | Tristen Newton vs Buffalo (11/15/2022) |
| | 14 | | Jordan Hawkins at DePaul (01/31/2023) |
| **FREE THROW PERCENTAGE (min 3 made)** | 1.000 | (9-9) | Jordan Hawkins vs Arkansas (N) (03/23/2023) |
| | 1.000 | (9-9) | Jordan Hawkins vs St. John's (NY) (01/15/2023) |
| | 1.000 | (8-8) | Tristen Newton at DePaul (01/31/2023) |
| | 1.000 | (8-8) | Adama Sanogo vs UNCW (11/18/2022) |
| | 1.000 | (7-7) | Jordan Hawkins vs Xavier (01/25/2023) |
| | 1.000 | (6-6) | Tristen Newton at Seton Hall (01/18/2023) |
| | 1.000 | (6-6) | Jordan Hawkins vs Creighton (01/07/2023) |
| | 1.000 | (6-6) | Tristen Newton vs Villanova (12/28/2022) |
| | 1.000 | (6-6) | Tristen Newton vs Alabama (N) (11/25/2022) |
| | 1.000 | (5-5) | Tristen Newton vs Providence (02/22/2023) |
| | 1.000 | (5-5) | Jordan Hawkins at Marquette (01/11/2023) |
| | 1.000 | (4-4) | Adama Sanogo vs Gonzaga (N) (03/25/2023) |
| | 1.000 | (4-4) | Nahiem Alleyne vs Arkansas (N) (03/23/2023) |
| | 1.000 | (4-4) | Jordan Hawkins vs Iona (N) (03/17/2023) |
| | 1.000 | (4-4) | Jordan Hawkins at St. John's (NY) (02/25/2023) |
| | 1.000 | (4-4) | Joey Calcaterra at St. John's (NY) (02/25/2023) |
| | 1.000 | (4-4) | Tristen Newton vs Seton Hall (02/18/2023) |
| | 1.000 | (4-4) | Adama Sanogo at Seton Hall (01/18/2023) |
| | 1.000 | (3-3) | Adama Sanogo vs DePaul (03/01/2023) |
| | 1.000 | (3-3) | Jordan Hawkins vs Providence (02/22/2023) |
| **REBOUNDS** | 15 | | Adama Sanogo vs Boston U. (11/11/2022) |
| | 14 | | Adama Sanogo vs Butler (01/22/2023) |
| | 14 | | Adama Sanogo at Butler (12/17/2022) |
| **ASSISTS** | 12 | | Tristen Newton vs Marquette (02/07/2023) |
| | 11 | | Tristen Newton vs Buffalo (11/15/2022) |
| **STEALS** | 4 | | Hassan Diarra vs Villanova (12/28/2022) |
| | 4 | | Tristen Newton vs Alabama (N) (11/25/2022) |
| | 4 | | Tristen Newton vs Buffalo (11/15/2022) |
| | 4 | | Nahiem Alleyne vs Stonehill (11/07/2022) |

## UConn - Individual Game Highs

| | | |
|---|---|---|
| **BLOCKED SHOTS** | 5 | Donovan Clingan at St. John's (NY) (02/25/2023) |
| | 5 | Donovan Clingan at Marquette (01/11/2023) |
| **TURNOVERS** | 8 | Tristen Newton vs Iowa St. (N) (11/27/2022) |
| | 7 | Jordan Hawkins vs St. John's (NY) (01/15/2023) |
| **FOULS** | 5 | Andre Jackson Jr. vs Marquette (N) (03/10/2023) |
| | 5 | Andre Jackson Jr. vs Marquette (02/07/2023) |
| | 5 | Adama Sanogo at DePaul (01/31/2023) |
| | 5 | Andre Jackson Jr. at DePaul (01/31/2023) |
| | 5 | Jordan Hawkins vs Xavier (01/25/2023) |
| | 5 | Adama Sanogo at Seton Hall (01/18/2023) |
| | 5 | Andre Jackson Jr. vs St. John's (NY) (01/15/2023) |
| | 5 | Joey Calcaterra vs St. John's (NY) (01/15/2023) |
| | 5 | Alex Karaban at Xavier (12/31/2022) |
| | 5 | Andre Jackson Jr. vs Delaware St. (11/20/2022) |

## Opponent - Individual Game Highs

| | | | |
|---|---|---|---|
| **POINTS** | 27 | | Bryce Hopkins at Providence (01/04/2023) |
| | 23 | | Caleb Daniels vs Villanova (12/28/2022) |
| | 21 | | Brandon Murray at Georgetown (02/04/2023) |
| | 21 | | Souley Boum vs Xavier (01/25/2023) |
| | 21 | | Jevin Muniz vs Delaware St. (11/20/2022) |
| **FIELD GOALS MADE** | 9 | | Caleb Daniels vs Villanova (12/28/2022) |
| | 8 | | Brandon Murray at Georgetown (02/04/2023) |
| | 8 | | Colby Jones vs Xavier (01/25/2023) |
| | 8 | | Primo Spears vs Georgetown (12/20/2022) |
| **FIELD GOAL ATTEMPTS** | 18 | | Brandon Murray at Georgetown (02/04/2023) |
| | 17 | | Al-Amir Dawes vs Seton Hall (02/18/2023) |
| | 17 | | Primo Spears vs Georgetown (12/20/2022) |
| **FIELD GOAL PERCENTAGE (min 5 made)** | .833 | (5-6) | Jerome Hunter vs Xavier (01/25/2023) |
| | .778 | (7-9) | Javan Johnson at DePaul (01/31/2023) |
| **3 PT FG MADE** | 5 | | Souley Boum vs Xavier (01/25/2023) |
| | 4 | | David Joplin vs Marquette (N) (03/10/2023) |
| | 4 | | Noah Locke vs Providence (N) (03/09/2023) |
| | 4 | | Jared Bynum vs Providence (02/22/2023) |
| | 4 | | Javan Johnson at DePaul (01/31/2023) |
| **3 PT FG ATTEMPTS** | 10 | | Justin Moore at Villanova (03/04/2023) |
| | 8 | | Al-Amir Dawes at Seton Hall (01/18/2023) |
| **3 PT FG PERCENTAGE (min 2 made)** | 1.000 | (2-2) | Connor Turnbull vs Butler (01/22/2023) |
| | 1.000 | (2-2) | Bryce Hopkins at Providence (01/04/2023) |
| | 1.000 | (2-2) | Riley Kugel at Florida (12/07/2022) |
| | 1.000 | (2-2) | Rylan Griffen vs Alabama (N) (11/25/2022) |
| | 1.000 | (2-2) | Daman Tate vs Boston U. (11/11/2022) |
| **FREE THROWS MADE** | 13 | | Bryce Hopkins at Providence (01/04/2023) |
| | 9 | | Anthony Black vs Arkansas (N) (03/23/2023) |
| | 9 | | Ed Croswell at Providence (01/04/2023) |
| | 9 | | Jerome Hunter at Xavier (12/31/2022) |
| **FREE THROW ATTEMPTS** | 15 | | Bryce Hopkins at Providence (01/04/2023) |
| | 11 | | Anthony Black vs Arkansas (N) (03/23/2023) |
| | 11 | | Da'Sean Nelson at DePaul (01/31/2023) |
| | 11 | | Qudus Wahab vs Georgetown (12/20/2022) |
| **FREE THROW PERCENTAGE (min 3 made)** | 1.000 | (9-9) | Jerome Hunter at Xavier (12/31/2022) |
| | 1.000 | (8-8) | David Jones at St. John's (NY) (02/25/2023) |
| | 1.000 | (6-6) | Bryce Hopkins vs Providence (02/22/2023) |
| | 1.000 | (6-6) | Chuck Harris vs Butler (01/22/2023) |
| | 1.000 | (5-5) | Oso Ighodaro at Marquette (01/11/2023) |
| | 1.000 | (4-4) | Walter Clayton Jr. vs Iona (N) (03/17/2023) |
| | 1.000 | (4-4) | Olivier-Maxence Prosper vs Marquette (N) (03/10/2023) |
| | 1.000 | (4-4) | Jared Bynum vs Providence (N) (03/09/2023) |
| | 1.000 | (4-4) | Eric Dixon at Villanova (03/04/2023) |
| | 1.000 | (4-4) | Ryan Kalkbrenner at Creighton (02/11/2023) |
| | 1.000 | (4-4) | Souley Boum vs Xavier (01/25/2023) |
| | 1.000 | (4-4) | Simas Lukosius vs Butler (01/22/2023) |
| | 1.000 | (4-4) | Dylan Addae-Wusu vs St. John's (NY) (01/15/2023) |
| | 1.000 | (4-4) | Jordan Longino vs Villanova (12/28/2022) |
| | 1.000 | (4-4) | Trey Bonham at Florida (12/07/2022) |
| | 1.000 | (4-4) | Avery Anderson, III vs Oklahoma St. (12/01/2022) |
| | 1.000 | (4-4) | Cole Bergan vs Stonehill (11/07/2022) |
| | 1.000 | (3-3) | Julian Strawther vs Gonzaga (N) (03/25/2023) |
| | 1.000 | (3-3) | Logan Johnson vs Saint Mary's (CA) (N) (03/19/2023) |
| | 1.000 | (3-3) | David Joplin vs Marquette (N) (03/10/2023) |

## Opponent - Individual Game Highs

| | | |
|---|---|---|
| **REBOUNDS** | 16 | Arthur Kaluma vs Creighton (01/07/2023) |
| | 13 | Joel Soriano vs St. John's (NY) (01/15/2023) |
| | 13 | Ed Croswell at Providence (01/04/2023) |
| **ASSISTS** | 8 | Umoja Gibson at DePaul (01/31/2023) |
| | 8 | Tyler Kolek at Marquette (01/11/2023) |
| **STEALS** | 5 | Anthony Black vs Arkansas (N) (03/23/2023) |
| | 5 | Chuck Harris vs Butler (01/22/2023) |
| **BLOCKED SHOTS** | 4 | Ryan Kalkbrenner vs Creighton (01/07/2023) |
| | 3 | Myles Wilmoth vs Butler (01/22/2023) |
| | 3 | Connor Turnbull vs Butler (01/22/2023) |
| **TURNOVERS** | 8 | Brandon Murray vs Georgetown (12/20/2022) |
| | 8 | RJ Greene vs LIU (12/10/2022) |
| **FOULS** | 5 | Kamani Johnson vs Arkansas (N) (03/23/2023) |
| | 5 | Joel Soriano at St. John's (NY) (02/25/2023) |
| | 5 | Stevie Mitchell vs Marquette (02/07/2023) |
| | 5 | Brandon Murray at Georgetown (02/04/2023) |
| | 5 | Umoja Gibson at DePaul (01/31/2023) |
| | 5 | Yor Anei at DePaul (01/31/2023) |
| | 5 | Zach Freemantle vs Xavier (01/25/2023) |
| | 5 | Andre Curbelo vs St. John's (NY) (01/15/2023) |
| | 5 | Bryce Hopkins at Providence (01/04/2023) |
| | 5 | Jordan Longino vs Villanova (12/28/2022) |
| | 5 | Moussa Cisse vs Oklahoma St. (12/01/2022) |
| | 5 | Quincy Guerrier vs Oregon (N) (11/24/2022) |
| | 5 | Raymond Somerville vs Delaware St. (11/20/2022) |
| | 5 | Isaac Jack vs Buffalo (11/15/2022) |
| | 5 | Jonnivius Smith vs Buffalo (11/15/2022) |

# 2022-23 UConn Men's Basketball
## Category Leaders
## All games

### Points

| ## | Player | G | Pts | Pts/G |
|---|---|---|---|---|
| 21 | Sanogo, Adama | 37 | 633 | 17.1 |
| 24 | Hawkins, Jordan | 35 | 569 | 16.3 |
| 2 | Newton, Tristen | 37 | 366 | 9.9 |
| 11 | Karaban, Alex | 37 | 351 | 9.5 |
| 32 | Clingan, Donovan | 37 | 261 | 7.1 |
| 44 | Jackson Jr., Andre | 34 | 231 | 6.8 |
| 3 | Calcaterra, Joey | 36 | 208 | 5.8 |
| 4 | Alleyne, Nahiem | 37 | 187 | 5.1 |
| 5 | Diarra, Hassan | 34 | 76 | 2.2 |
| 13 | Springs, Richie | 17 | 15 | 0.9 |
| 35 | Johnson, Samson | 10 | 11 | 1.1 |
| 33 | Roumoglou, Apostolos | 18 | 6 | 0.3 |
| 20 | Hurley, Andrew | 13 | 2 | 0.2 |

### Scoring Average

| ## | Player | G | Pts | Pts/G |
|---|---|---|---|---|
| 21 | Sanogo, Adama | 37 | 633 | 17.1 |
| 24 | Hawkins, Jordan | 35 | 569 | 16.3 |
| 2 | Newton, Tristen | 37 | 366 | 9.9 |
| 11 | Karaban, Alex | 37 | 351 | 9.5 |
| 32 | Clingan, Donovan | 37 | 261 | 7.1 |
| 44 | Jackson Jr., Andre | 34 | 231 | 6.8 |
| 3 | Calcaterra, Joey | 36 | 208 | 5.8 |
| 4 | Alleyne, Nahiem | 37 | 187 | 5.1 |
| 5 | Diarra, Hassan | 34 | 76 | 2.2 |
| 35 | Johnson, Samson | 10 | 11 | 1.1 |
| 13 | Springs, Richie | 17 | 15 | 0.9 |
| 33 | Roumoglou, Apostolos | 18 | 6 | 0.3 |
| 20 | Hurley, Andrew | 13 | 2 | 0.2 |

### Field Goal Percentage

| ## | Player | FG | Att | Pct |
|---|---|---|---|---|
| 13 | Springs, Richie | 6 | 9 | .667 |
| 32 | Clingan, Donovan | 108 | 165 | .655 |
| 21 | Sanogo, Adama | 263 | 437 | .602 |
| 35 | Johnson, Samson | 4 | 8 | .500 |
| 11 | Karaban, Alex | 126 | 260 | .485 |
| 44 | Jackson Jr., Andre | 88 | 206 | .427 |
| 3 | Calcaterra, Joey | 69 | 165 | .418 |
| 24 | Hawkins, Jordan | 174 | 428 | .407 |
| 2 | Newton, Tristen | 100 | 267 | .375 |
| 4 | Alleyne, Nahiem | 65 | 178 | .365 |
| 5 | Diarra, Hassan | 25 | 83 | .301 |
| 33 | Roumoglou, Apostolos | 2 | 7 | .286 |
| 20 | Hurley, Andrew | 1 | 7 | .143 |

### Field Goal Attempts

| ## | Player | G | Att | Att/G |
|---|---|---|---|---|
| 21 | Sanogo, Adama | 37 | 437 | 11.8 |
| 24 | Hawkins, Jordan | 35 | 428 | 12.2 |
| 2 | Newton, Tristen | 37 | 267 | 7.2 |
| 11 | Karaban, Alex | 37 | 260 | 7.0 |
| 44 | Jackson Jr., Andre | 34 | 206 | 6.1 |

### Field Goals Made

| ## | Player | G | Made | Made/G |
|---|---|---|---|---|
| 21 | Sanogo, Adama | 37 | 263 | 7.1 |
| 24 | Hawkins, Jordan | 35 | 174 | 5.0 |
| 11 | Karaban, Alex | 37 | 126 | 3.4 |
| 32 | Clingan, Donovan | 37 | 108 | 2.9 |
| 2 | Newton, Tristen | 37 | 100 | 2.7 |

### 3-Point FG Percentage

| ## | Player | 3FG | Att | Pct |
|---|---|---|---|---|
| 3 | Calcaterra, Joey | 47 | 107 | .439 |
| 11 | Karaban, Alex | 63 | 155 | .406 |
| 24 | Hawkins, Jordan | 104 | 270 | .385 |
| 2 | Newton, Tristen | 43 | 117 | .368 |
| 21 | Sanogo, Adama | 17 | 49 | .347 |
| 4 | Alleyne, Nahiem | 32 | 97 | .330 |
| 44 | Jackson Jr., Andre | 25 | 88 | .284 |
| 5 | Diarra, Hassan | 7 | 37 | .189 |

### 3-Point FG Attempts

| ## | Player | G | Att | Att/G |
|---|---|---|---|---|
| 24 | Hawkins, Jordan | 35 | 270 | 7.7 |
| 11 | Karaban, Alex | 37 | 155 | 4.2 |
| 2 | Newton, Tristen | 37 | 117 | 3.2 |
| 3 | Calcaterra, Joey | 36 | 107 | 3.0 |
| 4 | Alleyne, Nahiem | 37 | 97 | 2.6 |

### 3-Point FG Made

| ## | Player | G | Made | Made/G |
|---|---|---|---|---|
| 24 | Hawkins, Jordan | 35 | 104 | 3.0 |
| 11 | Karaban, Alex | 37 | 63 | 1.7 |
| 3 | Calcaterra, Joey | 36 | 47 | 1.3 |
| 2 | Newton, Tristen | 37 | 43 | 1.2 |
| 4 | Alleyne, Nahiem | 37 | 32 | 0.9 |

### Free Throw Percentage

| ## | Player | Made | Att | Pct |
|---|---|---|---|---|
| 35 | Johnson, Samson | 3 | 3 | 1.000 |
| 24 | Hawkins, Jordan | 117 | 132 | .886 |
| 3 | Calcaterra, Joey | 23 | 26 | .885 |
| 4 | Alleyne, Nahiem | 25 | 29 | .862 |
| 11 | Karaban, Alex | 36 | 43 | .837 |
| 2 | Newton, Tristen | 123 | 153 | .804 |
| 21 | Sanogo, Adama | 90 | 116 | .776 |
| 33 | Roumoglou, Apostolos | 2 | 3 | .667 |
| 44 | Jackson Jr., Andre | 30 | 46 | .652 |
| 13 | Springs, Richie | 3 | 5 | .600 |
| 32 | Clingan, Donovan | 45 | 86 | .523 |
| 5 | Diarra, Hassan | 19 | 37 | .514 |

### Free Throw Attempts

| ## | Player | G | Att | Att/G |
|---|---|---|---|---|
| 2 | Newton, Tristen | 37 | 153 | 4.1 |
| 24 | Hawkins, Jordan | 35 | 132 | 3.8 |
| 21 | Sanogo, Adama | 37 | 116 | 3.1 |
| 32 | Clingan, Donovan | 37 | 86 | 2.3 |
| 44 | Jackson Jr., Andre | 34 | 46 | 1.4 |

### Free Throws Made

| ## | Player | G | Made | Made/G |
|---|---|---|---|---|
| 2 | Newton, Tristen | 37 | 123 | 3.3 |
| 24 | Hawkins, Jordan | 35 | 117 | 3.3 |
| 21 | Sanogo, Adama | 37 | 90 | 2.4 |
| 32 | Clingan, Donovan | 37 | 45 | 1.2 |
| 11 | Karaban, Alex | 37 | 36 | 1.0 |

### Rebounds

| ## | Player | G | Reb | Reb/G |
|---|---|---|---|---|
| 21 | Sanogo, Adama | 37 | 279 | 7.5 |
| 44 | Jackson Jr., Andre | 34 | 218 | 6.4 |
| 32 | Clingan, Donovan | 37 | 210 | 5.7 |
| 11 | Karaban, Alex | 37 | 162 | 4.4 |
| 2 | Newton, Tristen | 37 | 160 | 4.3 |

### Assists

| ## | Player | G | Ast | Ast/G |
|---|---|---|---|---|
| 2 | Newton, Tristen | 37 | 173 | 4.7 |
| 44 | Jackson Jr., Andre | 34 | 159 | 4.7 |
| 5 | Diarra, Hassan | 34 | 66 | 1.9 |
| 11 | Karaban, Alex | 37 | 64 | 1.7 |
| 21 | Sanogo, Adama | 37 | 47 | 1.3 |

### Rebounds Average

| ## | Player | G | Reb | Reb/G |
|---|---|---|---|---|
| 21 | Sanogo, Adama | 37 | 279 | 7.5 |
| 44 | Jackson Jr., Andre | 34 | 218 | 6.4 |
| 32 | Clingan, Donovan | 37 | 210 | 5.7 |
| 11 | Karaban, Alex | 37 | 162 | 4.4 |
| 2 | Newton, Tristen | 37 | 160 | 4.3 |

### Steals

| ## | Player | G | Stl | Stl/G |
|---|---|---|---|---|
| 2 | Newton, Tristen | 37 | 40 | 1.1 |
| 44 | Jackson Jr., Andre | 34 | 35 | 1.0 |
| 5 | Diarra, Hassan | 34 | 28 | 0.8 |
| 21 | Sanogo, Adama | 37 | 27 | 0.7 |
| 24 | Hawkins, Jordan | 35 | 25 | 0.7 |

# 2022-23 UConn Men's Basketball
## Category Leaders
## All games

### Offensive Rebounds

| ## | Player | G | OReb | OReb/G |
|---|---|---|---|---|
| 21 | Sanogo, Adama | 37 | 93 | 2.5 |
| 32 | Clingan, Donovan | 37 | 82 | 2.2 |
| 44 | Jackson Jr., Andre | 34 | 67 | 2.0 |
| 11 | Karaban, Alex | 37 | 58 | 1.6 |
| 2 | Newton, Tristen | 37 | 42 | 1.1 |

### Blocked Shots

| ## | Player | G | Blk | Blk/G |
|---|---|---|---|---|
| 32 | Clingan, Donovan | 37 | 68 | 1.8 |
| 21 | Sanogo, Adama | 37 | 29 | 0.8 |
| 11 | Karaban, Alex | 37 | 24 | 0.6 |
| 44 | Jackson Jr., Andre | 34 | 18 | 0.5 |
| 24 | Hawkins, Jordan | 35 | 17 | 0.5 |

### Defensive Rebounds

| ## | Player | G | DReb | DReb/G |
|---|---|---|---|---|
| 21 | Sanogo, Adama | 37 | 186 | 5.0 |
| 44 | Jackson Jr., Andre | 34 | 151 | 4.4 |
| 32 | Clingan, Donovan | 37 | 128 | 3.5 |
| 2 | Newton, Tristen | 37 | 118 | 3.2 |
| 11 | Karaban, Alex | 37 | 104 | 2.8 |

### Minutes

| ## | Player | G | Min | Min/G |
|---|---|---|---|---|
| 11 | Karaban, Alex | 37 | 1065 | 28:47 |
| 2 | Newton, Tristen | 37 | 1057 | 28:34 |
| 24 | Hawkins, Jordan | 35 | 1032 | 29:29 |
| 44 | Jackson Jr., Andre | 34 | 991 | 29:09 |
| 21 | Sanogo, Adama | 37 | 980 | 26:29 |

### Fouls

| ## | Player | G | PF | PF/G |
|---|---|---|---|---|
| 21 | Sanogo, Adama | 37 | 101 | 2.7 |
| 44 | Jackson Jr., Andre | 34 | 95 | 2.8 |
| 11 | Karaban, Alex | 37 | 92 | 2.5 |
| 24 | Hawkins, Jordan | 35 | 79 | 2.3 |
| 2 | Newton, Tristen | 37 | 76 | 2.1 |

### Turnovers

| ## | Player | G | TO | TO/G |
|---|---|---|---|---|
| 2 | Newton, Tristen | 37 | 85 | 2.3 |
| 21 | Sanogo, Adama | 37 | 72 | 1.9 |
| 44 | Jackson Jr., Andre | 34 | 67 | 2.0 |
| 24 | Hawkins, Jordan | 35 | 48 | 1.4 |
| 11 | Karaban, Alex | 37 | 42 | 1.1 |

### Foul Outs

| ## | Player | G | FO |
|---|---|---|---|
| 44 | Jackson Jr., Andre | 34 | 5 |
| 21 | Sanogo, Adama | 37 | 2 |
| 24 | Hawkins, Jordan | 35 | 1 |
| 11 | Karaban, Alex | 37 | 1 |
| 3 | Calcaterra, Joey | 36 | 1 |

# 2022-23
# Box Scores

# 2022-23 UCONN GAME-BY-GAME BOX SCORES

## Game #1 - UConn 85, Stonehill 54

November 7, 2022 - XL Center, Hartford, Conn.

Official Basketball Box Score - Final
**Stonehill at UConn**
11/07/22 XL Center, Hartford, Conn.
2022-23 Men's Basketball

**Game Time:** 7:30 PM
**Game Duration:** 2:07
**Attendance:** 9,116

**Officials:** Pat Driscoll, John Gaffney, Michael Luckie

**Stonehill - 54** Record: 0-1

| NO. | Name | | Min | FG M-A | 3P M-A | FT M-A | Rebounds OR | DR | TOT | Fouls PF | FD | TP | AS | TO | ST | Blocks BS | BA | +/- |
|---|---|---|---|---|---|---|---|---|---|---|---|---|---|---|---|---|---|---|
| 2 | Maxwell Zegarowski | F | 30:00 | 2-4 | 2-3 | 2-2 | 0 | 0 | 0 | 2 | 2 | 8 | 0 | 1 | 0 | 1 | 1 | -22 |
| 21 | Cole Bergan | F | 22:49 | 0-2 | 0-1 | 4-4 | 2 | 0 | 2 | 4 | 3 | 4 | 4 | 3 | 2 | 1 | 0 | -18 |
| 11 | Isaiah Burnett | G | 24:02 | 3-4 | 0-0 | 6-9 | 0 | 6 | 6 | 2 | 5 | 12 | 1 | 4 | 3 | 0 | 0 | -10 |
| 12 | Thatcher Stone | G | 24:36 | 3-11 | 0-4 | 0-0 | 1 | 4 | 5 | 3 | 3 | 6 | 0 | 5 | 1 | 0 | 3 | -38 |
| 22 | Shamir Johnson | G | 20:32 | 2-4 | 0-1 | 0-0 | 0 | 4 | 4 | 1 | 0 | 4 | 1 | 1 | 0 | 0 | 0 | -10 |
| 5 | Josh Mack | | 23:33 | 0-2 | 0-1 | 2-3 | 0 | 0 | 0 | 1 | 3 | 2 | 2 | 1 | 2 | 0 | 0 | -24 |
| 32 | Andrew Sims | | 28:04 | 5-10 | 2-5 | 0-0 | 0 | 1 | 1 | 3 | 1 | 12 | 1 | 7 | 1 | 0 | 0 | -17 |
| 4 | Chas Stinson | | 07:07 | 1-4 | 1-1 | 1-2 | 0 | 0 | 0 | 0 | 1 | 4 | 0 | 1 | 0 | 0 | 1 | -6 |
| 20 | Nathan McGill | | 05:33 | 0-1 | 0-0 | 0-0 | 0 | 1 | 1 | 0 | 0 | 0 | 0 | 0 | 1 | 0 | 1 | 4 |
| 33 | Ethan Meuser | | 08:12 | 0-1 | 0-0 | 2-2 | 0 | 0 | 0 | 3 | 2 | 2 | 0 | 0 | 0 | 0 | 1 | -7 |
| 15 | John O'Reilly III | | 01:23 | 0-1 | 0-1 | 0-0 | 0 | 0 | 0 | 0 | 0 | 0 | 0 | 0 | 0 | 0 | 0 | -2 |
| 23 | Christopher Melis | | 01:23 | 0-0 | 0-0 | 0-0 | 0 | 0 | 0 | 0 | 0 | 0 | 0 | 0 | 0 | 0 | 0 | -2 |
| 30 | Helio Sousa Erazo | | 01:23 | 0-0 | 0-0 | 0-0 | 0 | 0 | 0 | 0 | 0 | 0 | 0 | 0 | 0 | 0 | 0 | -1 |
| 34 | Neal Marquardt | | 01:23 | 0-1 | 0-0 | 0-0 | 1 | 0 | 1 | 2 | 0 | 0 | 0 | 0 | 0 | 0 | 1 | -2 |
| Team | | | | | | | 1 | 3 | 4 | | | 0 | | 1 | | | | |
| **Totals** | | | | 16-45 | 5-17 | 17-22 | 5 | 19 | 24 | 21 | 20 | 54 | 9 | 24 | 10 | 2 | 8 | -31 |

| Shooting By Period | | |
|---|---|---|
| 1st FG% | 6-24 | 25.0% |
| 3PT% | 3-10 | 30.0% |
| FT% | 4-5 | 80% |
| 2nd FG% | 10-21 | 47.6% |
| 3PT% | 2-7 | 28.6% |
| FT% | 13-17 | 76.5% |
| GM FG% | 16-45 | 35.6% |
| 3PT% | 5-17 | 29.4% |
| FT% | 17-22 | 77.3% |

Dead Ball Rebounds: 2, 0

**Technical Fouls:** NONE

**UConn - 85** Record: 1-0

| NO. | Name | | Min | FG M-A | 3P M-A | FT M-A | Rebounds OR | DR | TOT | Fouls PF | FD | TP | AS | TO | ST | Blocks BS | BA | +/- |
|---|---|---|---|---|---|---|---|---|---|---|---|---|---|---|---|---|---|---|
| 21 | Adama Sanogo | F | 19:26 | 8-11 | 0-0 | 3-4 | 2 | 4 | 6 | 3 | 3 | 19 | 1 | 2 | 1 | 1 | 0 | 23 |
| 35 | Samson Johnson | F | 16:19 | 2-2 | 0-0 | 3-3 | 2 | 1 | 3 | 4 | 2 | 7 | 0 | 0 | 0 | 0 | 0 | 18 |
| 2 | Tristen Newton | G | 21:14 | 0-5 | 0-3 | 9-12 | 1 | 5 | 6 | 3 | 6 | 9 | 3 | 2 | 1 | 1 | 1 | 10 |
| 4 | Nahiem Alleyne | G | 30:49 | 4-11 | 0-4 | 0-0 | 0 | 0 | 0 | 1 | 1 | 8 | 0 | 2 | 4 | 0 | 1 | 23 |
| 24 | Jordan Hawkins | G | 08:43 | 0-4 | 0-3 | 0-0 | 2 | 1 | 3 | 0 | 1 | 0 | 2 | 1 | 0 | 1 | 0 | 7 |
| 11 | Alex Karaban | | 29:35 | 4-10 | 2-7 | 3-4 | 2 | 2 | 4 | 2 | 2 | 13 | 3 | 1 | 1 | 0 | 0 | 16 |
| 5 | Hassan Diarra | | 27:21 | 5-9 | 1-3 | 0-2 | 1 | 4 | 5 | 2 | 1 | 11 | 7 | 3 | 3 | 0 | 0 | 24 |
| 3 | Joey Calcaterra | | 21:12 | 2-4 | 2-3 | 1-2 | 1 | 2 | 3 | 1 | 2 | 7 | 0 | 2 | 1 | 0 | 0 | 17 |
| 32 | Donovan Clingan | | 18:28 | 4-6 | 0-0 | 1-2 | 3 | 4 | 7 | 3 | 2 | 9 | 0 | 2 | 0 | 4 | 0 | 6 |
| 33 | Apostolos Roumoglou | | 01:28 | 0-0 | 0-0 | 2-2 | 1 | 0 | 1 | 0 | 1 | 2 | 0 | 0 | 0 | 0 | 0 | 5 |
| 13 | Richie Springs | | 01:23 | 0-0 | 0-0 | 0-0 | 0 | 2 | 2 | 0 | 0 | 0 | 0 | 0 | 0 | 0 | 0 | 2 |
| 20 | Andrew Hurley | | 01:23 | 0-1 | 0-1 | 0-0 | 0 | 0 | 0 | 0 | 0 | 0 | 0 | 0 | 0 | 0 | 0 | 2 |
| 30 | Yarin Hasson | | 01:23 | 0-0 | 0-0 | 0-0 | 0 | 0 | 0 | 1 | 0 | 0 | 0 | 0 | 0 | 1 | 0 | 1 |
| 40 | Andre Johnson Jr. | | 00:53 | 0-0 | 0-0 | 0-0 | 0 | 0 | 0 | 0 | 0 | 0 | 0 | 0 | 0 | 0 | 0 | 1 |
| 41 | Emmett Hendry | | 00:23 | 0-0 | 0-0 | 0-0 | 0 | 0 | 0 | 0 | 0 | 0 | 0 | 0 | 0 | 0 | 0 | 0 |
| Team | | | | | | | 2 | 2 | 4 | | | 0 | | 0 | | | | |
| **Totals** | | | | 29-63 | 5-24 | 22-31 | 17 | 27 | 44 | 20 | 21 | 85 | 16 | 15 | 11 | 8 | 2 | 31 |

| Shooting By Period | | |
|---|---|---|
| 1st FG% | 14-31 | 45.2% |
| 3PT% | 3-13 | 23.1% |
| FT% | 7-8 | 87.5% |
| 2nd FG% | 15-32 | 46.9% |
| 3PT% | 2-11 | 18.2% |
| FT% | 15-23 | 65.2% |
| GM FG% | 29-63 | 46.0% |
| 3PT% | 5-24 | 20.8% |
| FT% | 22-31 | 71.0% |

Dead Ball Rebounds: 7, 0

**Technical Fouls:** NONE

| | STNHL | UCONN |
|---|---|---|
| Biggest lead | 0 (1st 20:00) | 31 (2nd 0:23) |
| Best Scoring Run | 6 (2nd 14:31) | 8 (1st 16:28) |
| Lead Changes | 0 | |
| Times Tied | 1 | |
| Time with Lead | 00:00 | 39:26 |

| Points from | STNHL | UCONN |
|---|---|---|
| Turnovers | 14 | 20 |
| Paint | 22 | 46 |
| Second Chance | 5 | 19 |
| Fast Breaks | 8 | 27 |
| Bench | 20 | 42 |

| Period by Period Scoring | 1st | 2nd | TOT |
|---|---|---|---|
| STNHL | 19 | 35 | 54 |
| UCONN | 38 | 47 | 85 |

## Game #2 - UConn 86, Boston University 57

November 11, 2022 - Gampel Pavilion, Storrs, Conn.

Official Basketball Box Score - Final
**Boston U. at UConn**
11/11/22 Harry A. Gampel Pavilion, Storrs, Conn.
2022-23 Men's Basketball

**Game Time:** 6:00 PM
**Game Duration:** 2:00
**Attendance:** 9,156

**Officials:** Tony Chiazza, Brent Hampton, Mike Millione

**Boston U. - 57** Record: 1-1

| NO. | Name | | Min | FG M-A | 3P M-A | FT M-A | Rebounds OR | DR | TOT | Fouls PF | FD | TP | AS | TO | ST | Blocks BS | BA | +/- |
|---|---|---|---|---|---|---|---|---|---|---|---|---|---|---|---|---|---|---|
| 5 | Walter Whyte | F | 30:01 | 6-11 | 0-3 | 7-9 | 1 | 2 | 3 | 1 | 5 | 19 | 1 | 1 | 2 | 0 | 1 | -9 |
| 25 | Nevin Zink | F | 16:54 | 0-1 | 0-0 | 0-0 | 1 | 3 | 4 | 3 | 2 | 0 | 0 | 3 | 0 | 0 | 0 | -9 |
| 35 | Fletcher Tynen | F | 25:49 | 3-6 | 0-0 | 2-2 | 0 | 2 | 2 | 3 | 1 | 8 | 1 | 2 | 1 | 0 | 1 | -17 |
| 0 | Ethan Brittain-Watts | G | 28:47 | 2-8 | 0-3 | 2-2 | 0 | 1 | 1 | 1 | 1 | 6 | 2 | 2 | 3 | 0 | 0 | -11 |
| 15 | Jonas Harper | G | 23:33 | 2-6 | 0-0 | 0-0 | 2 | 0 | 2 | 0 | 1 | 4 | 1 | 1 | 0 | 0 | 0 | -8 |
| 3 | Malcolm Chimezie | | 16:10 | 0-4 | 0-0 | 1-2 | 1 | 4 | 5 | 2 | 1 | 1 | 1 | 0 | 1 | 0 | 0 | -13 |
| 22 | Anthony Morales | | 14:40 | 1-3 | 0-1 | 2-3 | 0 | 2 | 2 | 2 | 4 | 4 | 0 | 1 | 0 | 1 | 0 | -20 |
| 24 | Miles Brewster | | 11:13 | 0-4 | 0-2 | 2-2 | 0 | 1 | 1 | 3 | 1 | 2 | 0 | 1 | 1 | 0 | 0 | -14 |
| 13 | Daman Tate | | 14:47 | 4-8 | 2-2 | 1-2 | 0 | 3 | 3 | 1 | 1 | 11 | 0 | 0 | 0 | 0 | 1 | -20 |
| 2 | Caelan Jones | | 06:02 | 0-1 | 0-1 | 0-0 | 0 | 1 | 1 | 0 | 0 | 0 | 0 | 0 | 0 | 0 | 0 | -7 |
| 41 | Otto Landrum | | 06:56 | 0-1 | 0-0 | 0-0 | 1 | 1 | 2 | 4 | 0 | 0 | 0 | 1 | 0 | 0 | 0 | -7 |
| 14 | Nic Nobili | | 02:34 | 0-0 | 0-0 | 0-0 | 1 | 1 | 2 | 0 | 0 | 0 | 0 | 1 | 0 | 0 | 0 | -5 |
| 30 | Ben Roy | | 02:34 | 0-0 | 0-0 | 2-2 | 0 | 0 | 0 | 1 | 1 | 2 | 0 | 0 | 0 | 0 | 0 | -5 |
| Team | | | | | | | 1 | 0 | 1 | | | 0 | | 0 | | | | |
| **Totals** | | | | 18-53 | 2-12 | 19-24 | 8 | 21 | 29 | 22 | 18 | 57 | 6 | 13 | 8 | 1 | 3 | -29 |

| Shooting By Period | | |
|---|---|---|
| 1st FG% | 7-26 | 26.9% |
| 3PT% | 0-4 | 0.0% |
| FT% | 9-12 | 75% |
| 2nd FG% | 11-27 | 40.7% |
| 3PT% | 2-8 | 25.0% |
| FT% | 10-12 | 83.3% |
| GM FG% | 18-53 | 34.0% |
| 3PT% | 2-12 | 16.7% |
| FT% | 19-24 | 79.2% |

Dead Ball Rebounds: 2, 0

**Technical Fouls:** Coach 2nd 2:09

**UConn - 86** Record: 2-0

| NO. | Name | | Min | FG M-A | 3P M-A | FT M-A | Rebounds OR | DR | TOT | Fouls PF | FD | TP | AS | TO | ST | Blocks BS | BA | +/- |
|---|---|---|---|---|---|---|---|---|---|---|---|---|---|---|---|---|---|---|
| 11 | Alex Karaban | F | 23:50 | 3-5 | 1-3 | 3-5 | 2 | 2 | 4 | 3 | 5 | 10 | 4 | 0 | 1 | 0 | 0 | 17 |
| 21 | Adama Sanogo | F | 27:36 | 12-15 | 2-3 | 1-2 | 4 | 11 | 15 | 2 | 3 | 27 | 2 | 3 | 1 | 1 | 0 | 12 |
| 2 | Tristen Newton | G | 31:40 | 4-10 | 2-4 | 1-2 | 0 | 6 | 6 | 3 | 1 | 11 | 1 | 4 | 0 | 0 | 0 | 25 |
| 4 | Nahiem Alleyne | G | 31:50 | 4-9 | 3-6 | 0-0 | 0 | 0 | 0 | 2 | 1 | 11 | 0 | 1 | 0 | 0 | 0 | 19 |
| 5 | Hassan Diarra | G | 33:25 | 1-3 | 1-2 | 3-6 | 0 | 3 | 3 | 2 | 3 | 6 | 6 | 2 | 0 | 0 | 0 | 19 |
| 3 | Joey Calcaterra | | 22:18 | 1-3 | 1-3 | 1-2 | 0 | 4 | 4 | 1 | 2 | 4 | 1 | 3 | 2 | 0 | 0 | 24 |
| 32 | Donovan Clingan | | 11:57 | 3-5 | 0-0 | 4-6 | 4 | 2 | 6 | 2 | 4 | 10 | 1 | 1 | 0 | 2 | 0 | 14 |
| 13 | Richie Springs | | 10:25 | 2-3 | 0-0 | 1-3 | 1 | 0 | 1 | 2 | 2 | 5 | 2 | 0 | 0 | 0 | 1 | 11 |
| 33 | Apostolos Roumoglou | | 02:21 | 1-2 | 0-0 | 0-0 | 0 | 1 | 1 | 0 | 0 | 2 | 0 | 0 | 0 | 0 | 0 | 4 |
| 20 | Andrew Hurley | | 01:38 | 0-0 | 0-0 | 0-0 | 0 | 0 | 0 | 0 | 0 | 0 | 0 | 0 | 0 | 0 | 0 | 0 |
| 30 | Yarin Hasson | | 01:00 | 0-0 | 0-0 | 0-0 | 0 | 0 | 0 | 1 | 0 | 0 | 0 | 0 | 0 | 0 | 0 | 0 |
| 40 | Andre Johnson Jr. | | 01:00 | 0-0 | 0-0 | 0-0 | 0 | 0 | 0 | 0 | 0 | 0 | 0 | 0 | 0 | 0 | 0 | 0 |
| 41 | Emmett Hendry | | 01:00 | 0-0 | 0-0 | 0-0 | 0 | 0 | 0 | 0 | 0 | 0 | 0 | 0 | 0 | 0 | 0 | 0 |
| Team | | | | | | | 0 | 1 | 1 | | | 0 | | 0 | | | | |
| **Totals** | | | | 31-55 | 10-21 | 14-26 | 11 | 30 | 41 | 18 | 21 | 86 | 17 | 14 | 4 | 3 | 1 | 29 |

| Shooting By Period | | |
|---|---|---|
| 1st FG% | 15-29 | 51.7% |
| 3PT% | 4-12 | 33.3% |
| FT% | 6-14 | 42.9% |
| 2nd FG% | 16-26 | 61.5% |
| 3PT% | 6-9 | 66.7% |
| FT% | 8-12 | 66.7% |
| GM FG% | 31-55 | 56.4% |
| 3PT% | 10-21 | 47.6% |
| FT% | 14-26 | 53.8% |

Dead Ball Rebounds: 4, 0

**Technical Fouls:** NONE

| | BOSTU | UCONN |
|---|---|---|
| Biggest lead | 0 (1st 20:00) | 31 (2nd 0:44) |
| Best Scoring Run | 6 (2nd 15:36) | 12 (2nd 9:39) |
| Lead Changes | 0 | |
| Times Tied | 0 | |
| Time with Lead | 00:00 | 39:26 |

| Points from | BOSTU | UCONN |
|---|---|---|
| Turnovers | 16 | 18 |
| Paint | 24 | 38 |
| Second Chance | 6 | 18 |
| Fast Breaks | 10 | 6 |
| Bench | 20 | 21 |

| Period by Period Scoring | 1st | 2nd | TOT |
|---|---|---|---|
| BOSTU | 23 | 34 | 57 |
| UCONN | 40 | 46 | 86 |

## Game #3 - UConn 84, Buffalo 64

November 15, 2022 - XL Center, Hartford, Conn.

Official Basketball Box Score - Final
**Buffalo at UConn**
11/15/22 XL Center, Hartford, Conn.
2022-23 Men's Basketball

**Game Time:** 7:00 PM
**Game Duration:** 2:01
**Attendance:** 10,112

**Officials:** John Gaffney, Evon Burroughs, Jamie Luckie

**Buffalo - 64** Record: 1-2

| NO. | Name | | Min | FG M-A | 3P M-A | FT M-A | Rebounds OR | DR | TOT | Fouls PF | FD | TP | AS | TO | ST | Blocks BS | BA | +/- |
|---|---|---|---|---|---|---|---|---|---|---|---|---|---|---|---|---|---|---|
| 23 | Isaiah Adams | F | 35:43 | 3-10 | 1-5 | 0-0 | 1 | 3 | 4 | 3 | 0 | 7 | 0 | 2 | 0 | 0 | 1 | -23 |
| 24 | Jonnivius Smith | F | 20:21 | 2-5 | 0-0 | 2-2 | 1 | 3 | 4 | 5 | 3 | 6 | 0 | 1 | 1 | 0 | 1 | -20 |
| 3 | Curtis Jones | G | 20:58 | 2-6 | 1-2 | 1-2 | 0 | 3 | 3 | 4 | 2 | 6 | 3 | 1 | 1 | 0 | 0 | -3 |
| 4 | Armoni Foster | G | 24:01 | 3-5 | 1-1 | 4-6 | 0 | 2 | 2 | 0 | 4 | 11 | 1 | 6 | 1 | 0 | 1 | -18 |
| 13 | Yazid Powell | G | 23:25 | 1-10 | 0-2 | 0-0 | 1 | 5 | 6 | 1 | 0 | 2 | 2 | 3 | 2 | 0 | 1 | -26 |
| 1 | LaQuill Hardnett | | 31:58 | 3-5 | 1-2 | 1-2 | 1 | 2 | 3 | 4 | 2 | 8 | 0 | 1 | 1 | 0 | 1 | -3 |
| 31 | Isaac Jack | | 16:16 | 4-4 | 0-0 | 1-1 | 0 | 3 | 3 | 5 | 2 | 9 | 1 | 0 | 1 | 2 | 0 | 3 |
| 2 | Kidtrell Blocker | | 18:00 | 5-7 | 1-3 | 0-0 | 0 | 0 | 0 | 0 | 0 | 11 | 2 | 1 | 0 | 0 | 0 | -2 |
| 10 | Devin Ceaser | | 07:16 | 2-6 | 0-2 | 0-0 | 0 | 1 | 1 | 0 | 0 | 4 | 0 | 2 | 0 | 0 | 1 | -4 |
| 0 | Kanye Jones | | 01:27 | 0-0 | 0-0 | 0-0 | 0 | 0 | 0 | 1 | 0 | 0 | 0 | 1 | 1 | 0 | 0 | -2 |
| 5 | Zaakir Williamson | | 00:35 | 0-0 | 0-0 | 0-0 | 0 | 0 | 0 | 0 | 0 | 0 | 0 | 0 | 0 | 0 | 0 | -2 |
| Team | | | | | | | 1 | 2 | 3 | | | 0 | | 0 | | | | |
| **Totals** | | | | 25-58 | 5-17 | 9-13 | 5 | 24 | 29 | 23 | 13 | 64 | 9 | 18 | 8 | 2 | 6 | -20 |

| Shooting By Period | | |
|---|---|---|
| 1st FG% | 10-26 | 38.5% |
| 3PT% | 1-7 | 14.3% |
| FT% | 7-9 | 77.8% |
| 2nd FG% | 15-32 | 46.9% |
| 3PT% | 4-10 | 40.0% |
| FT% | 2-4 | 50% |
| GM FG% | 25-58 | 43.1% |
| 3PT% | 5-17 | 29.4% |
| FT% | 9-13 | 69.2% |

Dead Ball Rebounds: 3, 0

**Technical Fouls:** NONE

**UConn - 84** Record: 3-0

| NO. | Name | | Min | FG M-A | 3P M-A | FT M-A | Rebounds OR | DR | TOT | Fouls PF | FD | TP | AS | TO | ST | Blocks BS | BA | +/- |
|---|---|---|---|---|---|---|---|---|---|---|---|---|---|---|---|---|---|---|
| 11 | Alex Karaban | F | 32:56 | 4-8 | 1-4 | 1-2 | 2 | 2 | 4 | 1 | 1 | 10 | 1 | 3 | 0 | 3 | 0 | 29 |
| 21 | Adama Sanogo | F | 21:34 | 4-11 | 1-1 | 2-2 | 1 | 5 | 6 | 3 | 1 | 11 | 0 | 2 | 2 | 0 | 1 | 9 |
| 2 | Tristen Newton | G | 35:50 | 4-14 | 0-5 | 14-17 | 1 | 9 | 10 | 0 | 13 | 22 | 11 | 3 | 4 | 1 | 0 | 24 |
| 4 | Nahiem Alleyne | G | 38:33 | 4-11 | 1-7 | 3-3 | 2 | 1 | 3 | 2 | 3 | 12 | 2 | 1 | 0 | 0 | 1 | 18 |
| 5 | Hassan Diarra | G | 16:25 | 1-3 | 0-1 | 1-2 | 0 | 1 | 1 | 3 | 2 | 3 | 2 | 2 | 2 | 0 | 0 | 0 |
| 3 | Joey Calcaterra | | 31:18 | 6-9 | 3-5 | 0-0 | 2 | 0 | 2 | 0 | 1 | 15 | 1 | 2 | 2 | 0 | 0 | 12 |
| 13 | Richie Springs | | 04:23 | 0-2 | 0-0 | 0-0 | 1 | 2 | 3 | 1 | 0 | 0 | 0 | 0 | 0 | 0 | 0 | -5 |
| 32 | Donovan Clingan | | 18:26 | 5-5 | 0-0 | 1-2 | 3 | 5 | 8 | 3 | 2 | 11 | 0 | 2 | 1 | 2 | 0 | 11 |
| 33 | Apostolos Roumoglou | | 00:35 | 0-0 | 0-0 | 0-0 | 0 | 0 | 0 | 0 | 0 | 0 | 0 | 0 | 0 | 0 | 0 | 2 |
| Team | | | | | | | 2 | 3 | 5 | | | 0 | | 0 | | | | |
| **Totals** | | | | 28-63 | 6-23 | 22-28 | 14 | 28 | 42 | 13 | 23 | 84 | 17 | 15 | 11 | 6 | 2 | 20 |

| Shooting By Period | | |
|---|---|---|
| 1st FG% | 15-39 | 38.5% |
| 3PT% | 3-16 | 18.8% |
| FT% | 11-13 | 84.6% |
| 2nd FG% | 13-24 | 54.2% |
| 3PT% | 3-7 | 42.9% |
| FT% | 11-15 | 73.3% |
| GM FG% | 28-63 | 44.4% |
| 3PT% | 6-23 | 26.1% |
| FT% | 22-28 | 78.6% |

Dead Ball Rebounds: 3, 1

**Technical Fouls:** NONE

| | BUFF | UCONN |
|---|---|---|
| Biggest lead | 1 (1st 11:16) | 26 (2nd 10:28) |
| Best Scoring Run | 6 (1st 11:16) | 8 (2nd 13:33) |
| Lead Changes | 4 | |
| Times Tied | 1 | |
| Time with Lead | 02:41 | 36:02 |

| Points from | BUFF | UCONN |
|---|---|---|
| Turnovers | 7 | 21 |
| Paint | 34 | 42 |
| Second Chance | 8 | 12 |
| Fast Breaks | 12 | 23 |
| Bench | 32 | 26 |

| Period by Period Scoring | 1st | 2nd | TOT |
|---|---|---|---|
| BUFF | 28 | 36 | 64 |
| UCONN | 44 | 40 | 84 |

## Game #4 - UConn 86, N. Carolina Wilmington 50

November 18, 2022 - Gampel Pavilion, Storrs, Conn.

Official Basketball Box Score - Final
**UNCW at UConn**
11/18/22 Harry A. Gampel Pavilion, Storrs, Conn.
2022-23 Men's Basketball

**Game Time:** 8:30 PM
**Game Duration:** 2:06
**Attendance:** 7,766

**Officials:** Earl Walton, Tony Henderson, Nathan Hall

**UNCW - 50** Record: 1-3

| NO. | Name | | Min | FG M-A | 3P M-A | FT M-A | Rebounds OR | DR | TOT | Fouls PF | FD | TP | AS | TO | ST | Blocks BS | BA | +/- |
|---|---|---|---|---|---|---|---|---|---|---|---|---|---|---|---|---|---|---|
| 13 | Trazarien White | F | 15:50 | 1-3 | 0-1 | 0-0 | 0 | 1 | 1 | 2 | 1 | 2 | 0 | 1 | 0 | 0 | 0 | -11 |
| 23 | Amari Kelly | F | 22:14 | 1-7 | 1-3 | 2-2 | 5 | 1 | 6 | 2 | 1 | 5 | 0 | 2 | 0 | 0 | 1 | -14 |
| 2 | Shykeim Phillips | G | 32:37 | 5-16 | 0-1 | 6-9 | 0 | 2 | 2 | 3 | 6 | 16 | 2 | 0 | 0 | 0 | 1 | -37 |
| 3 | Maleeck Harden-Hayes | G | 12:48 | 1-3 | 0-0 | 0-0 | 1 | 3 | 4 | 0 | 1 | 2 | 0 | 1 | 0 | 0 | 1 | -15 |
| 55 | Donovan Newby | G | 30:37 | 2-6 | 1-3 | 1-1 | 0 | 0 | 0 | 3 | 2 | 6 | 0 | 2 | 0 | 0 | 0 | -25 |
| 0 | Jamarii Thomas | | 23:27 | 6-8 | 1-1 | 3-4 | 1 | 3 | 4 | 2 | 3 | 16 | 2 | 3 | 1 | 0 | 2 | -24 |
| 12 | Victor Enoh | | 07:25 | 0-0 | 0-0 | 0-0 | 0 | 1 | 1 | 3 | 0 | 0 | 0 | 0 | 0 | 0 | 0 | -12 |
| 10 | Jamahri Harvey | | 12:15 | 1-5 | 0-3 | 0-0 | 0 | 0 | 0 | 0 | 2 | 2 | 0 | 2 | 0 | 1 | 0 | -13 |
| 1 | Eric Van Der Heijden | | 20:33 | 0-3 | 0-2 | 0-0 | 3 | 3 | 6 | 2 | 0 | 0 | 0 | 1 | 1 | 1 | 0 | -20 |
| 21 | Khamari McGriff | | 10:21 | 0-0 | 0-0 | 0-2 | 1 | 1 | 2 | 2 | 2 | 0 | 1 | 0 | 2 | 0 | 0 | -10 |
| 5 | Noah Ross | | 09:30 | 0-3 | 0-1 | 1-2 | 0 | 1 | 1 | 1 | 1 | 1 | 0 | 0 | 2 | 1 | 0 | 0 |
| 30 | Nick Farrar | | 02:23 | 0-1 | 0-0 | 0-0 | 0 | 0 | 0 | 0 | 0 | 0 | 0 | 0 | 0 | 0 | 0 | 1 |
| Team | | | | | | | 2 | 3 | 5 | | | 0 | | 1 | | | | |
| **Totals** | | | | 17-55 | 3-15 | 13-20 | 13 | 19 | 32 | 20 | 19 | 50 | 5 | 13 | 6 | 3 | 5 | -36 |

| Shooting By Period | | |
|---|---|---|
| 1st FG% | 11-28 | 39.3% |
| 3PT% | 1-7 | 14.3% |
| FT% | 5-6 | 83.3% |
| 2nd FG% | 6-27 | 22.2% |
| 3PT% | 2-8 | 25.0% |
| FT% | 8-14 | 57.1% |
| GM FG% | 17-55 | 30.9% |
| 3PT% | 3-15 | 20.0% |
| FT% | 13-20 | 65.0% |

Dead Ball Rebounds: 2, 1

**Technical Fouls:** NONE

**UConn - 86** Record: 4-0

| NO. | Name | | Min | FG M-A | 3P M-A | FT M-A | Rebounds OR | DR | TOT | Fouls PF | FD | TP | AS | TO | ST | Blocks BS | BA | +/- |
|---|---|---|---|---|---|---|---|---|---|---|---|---|---|---|---|---|---|---|
| 11 | Alex Karaban | F | 30:41 | 3-6 | 3-6 | 3-4 | 1 | 4 | 5 | 1 | 2 | 12 | 2 | 1 | 0 | 1 | 0 | 29 |
| 21 | Adama Sanogo | F | 26:53 | 8-12 | 0-2 | 8-8 | 0 | 5 | 5 | 1 | 6 | 24 | 1 | 0 | 0 | 0 | 0 | 23 |
| 2 | Tristen Newton | G | 20:44 | 2-4 | 0-1 | 4-5 | 1 | 2 | 3 | 3 | 5 | 8 | 4 | 0 | 0 | 0 | 0 | 24 |
| 4 | Nahiem Alleyne | G | 24:04 | 3-7 | 2-4 | 0-0 | 0 | 1 | 1 | 4 | 0 | 8 | 1 | 1 | 0 | 0 | 0 | 17 |
| 24 | Jordan Hawkins | G | 24:35 | 7-13 | 5-8 | 1-2 | 0 | 1 | 1 | 0 | 4 | 20 | 2 | 2 | 2 | 0 | 1 | 29 |
| 5 | Hassan Diarra | | 14:35 | 0-3 | 0-0 | 0-0 | 1 | 1 | 2 | 3 | 0 | 0 | 3 | 3 | 0 | 0 | 2 | 9 |
| 3 | Joey Calcaterra | | 18:07 | 2-3 | 0-1 | 2-2 | 0 | 5 | 5 | 2 | 1 | 6 | 2 | 1 | 0 | 0 | 0 | 11 |
| 32 | Donovan Clingan | | 12:09 | 1-1 | 0-0 | 0-0 | 1 | 5 | 6 | 2 | 0 | 2 | 0 | 1 | 0 | 2 | 0 | 17 |
| 44 | Andre Jackson Jr. | | 19:30 | 1-2 | 0-0 | 0-0 | 1 | 2 | 3 | 3 | 1 | 2 | 5 | 0 | 1 | 2 | 0 | 33 |
| 13 | Richie Springs | | 01:25 | 1-1 | 0-0 | 2-2 | 0 | 2 | 2 | 0 | 1 | 4 | 0 | 0 | 0 | 0 | 0 | 4 |
| 33 | Apostolos Roumoglou | | 02:23 | 0-0 | 0-0 | 0-0 | 0 | 0 | 0 | 0 | 0 | 0 | 0 | 1 | 0 | 0 | 0 | -1 |
| 20 | Andrew Hurley | | 01:29 | 0-0 | 0-0 | 0-0 | 0 | 0 | 0 | 0 | 0 | 0 | 0 | 0 | 0 | 0 | 0 | -3 |
| 40 | Andre Johnson Jr. | | 01:29 | 0-0 | 0-0 | 0-0 | 0 | 0 | 0 | 0 | 0 | 0 | 0 | 0 | 0 | 0 | 0 | -3 |
| 30 | Yarin Hasson | | 00:58 | 0-0 | 0-0 | 0-0 | 0 | 0 | 0 | 0 | 0 | 0 | 0 | 0 | 0 | 0 | 0 | -4 |
| 41 | Emmett Hendry | | 00:58 | 0-0 | 0-0 | 0-0 | 0 | 0 | 0 | 0 | 0 | 0 | 0 | 0 | 0 | 0 | 0 | -5 |
| Team | | | | | | | 1 | 2 | 3 | | | 0 | | 0 | | | | |
| **Totals** | | | | 28-52 | 10-22 | 20-23 | 6 | 30 | 36 | 19 | 20 | 86 | 20 | 10 | 3 | 5 | 3 | 36 |

| Shooting By Period | | |
|---|---|---|
| 1st FG% | 13-23 | 56.5% |
| 3PT% | 5-10 | 50.0% |
| FT% | 9-10 | 90% |
| 2nd FG% | 15-29 | 51.7% |
| 3PT% | 5-12 | 41.7% |
| FT% | 11-13 | 84.6% |
| GM FG% | 28-52 | 53.8% |
| 3PT% | 10-22 | 45.5% |
| FT% | 20-23 | 87.0% |

Dead Ball Rebounds: 1, 0

**Technical Fouls:** NONE

| | UNCW | UCONN |
|---|---|---|
| Biggest lead | 5 (1st 16:22) | 41 (2nd 0:57) |
| Best Scoring Run | 5 (2nd 8:23) | 17 (2nd 11:21) |
| Lead Changes | 5 | |
| Times Tied | 4 | |
| Time with Lead | 06:20 | 30:59 |

| Points from | UNCW | UCONN |
|---|---|---|
| Turnovers | 11 | 17 |
| Paint | 18 | 32 |
| Second Chance | 9 | 8 |
| Fast Breaks | 3 | 8 |
| Bench | 19 | 14 |

| Period by Period Scoring | 1st | 2nd | TOT |
|---|---|---|---|
| UNCW | 28 | 22 | 50 |
| UCONN | 40 | 46 | 86 |

# 2022-23 UCONN GAME-BY-GAME BOX SCORES

## Game #5 - UConn 95, Delaware State 60

November 20, 2022 - XL Center, Hartford, Conn.

Official Basketball Box Score - Final
**Delaware St. at UConn**
11/20/22 XL Center, Hartford, Conn.
2022-23 Men's Basketball

**Game Time:** 5:00 PM
**Game Duration:** 2:03
**Attendance:** 9,442

**Officials:** Pat Driscoll, Matt Potter, J.D. Ralls

**Delaware St. - 60** Record: 1-4

| NO. | Name | | Min | FG M-A | 3P M-A | FT M-A | Rebounds OR | DR | TOT | Fouls PF | FD | TP | AS | TO | ST | Blocks BS | BA | +/- |
|---|---|---|---|---|---|---|---|---|---|---|---|---|---|---|---|---|---|---|
| 4 | Kyle Johnson | F | 36:44 | 5-13 | 0-0 | 5-8 | 2 | 7 | 9 | 1 | 4 | 15 | 0 | 1 | 1 | 0 | 2 | -30 |
| 24 | Raymond Somerville | C | 18:04 | 2-3 | 0-0 | 1-1 | 1 | 1 | 2 | 5 | 2 | 5 | 0 | 5 | 0 | 1 | 0 | -18 |
| 3 | Martaz Robinson | G | 27:00 | 1-6 | 0-0 | 3-4 | 0 | 1 | 1 | 1 | 3 | 5 | 1 | 4 | 2 | 0 | 0 | -27 |
| 5 | Jevin Muniz | G | 34:43 | 6-13 | 2-6 | 7-8 | 1 | 1 | 2 | 1 | 6 | 21 | 2 | 1 | 0 | 0 | 1 | -27 |
| 15 | Aaron Lemon-Warren | G | 26:26 | 3-5 | 0-1 | 0-0 | 1 | 3 | 4 | 1 | 1 | 6 | 1 | 0 | 1 | 0 | 1 | -27 |
| 10 | Ronald Lucas | | 20:33 | 0-1 | 0-0 | 0-2 | 0 | 3 | 3 | 4 | 1 | 0 | 0 | 3 | 0 | 0 | 0 | -22 |
| 25 | O'Koye Parker | | 16:03 | 1-7 | 0-2 | 1-2 | 1 | 1 | 2 | 2 | 2 | 3 | 0 | 2 | 1 | 0 | 1 | -17 |
| 2 | Corey Perkins | | 14:17 | 2-4 | 0-0 | 1-1 | 0 | 1 | 1 | 2 | 1 | 5 | 1 | 2 | 0 | 0 | 1 | -5 |
| 22 | Cory Barnes | | 05:16 | 0-0 | 0-0 | 0-0 | 0 | 1 | 1 | 2 | 0 | 0 | 0 | 0 | 1 | 0 | 0 | -4 |
| 13 | Ricky Deadwyler III | | 00:54 | 0-0 | 0-0 | 0-0 | 0 | 0 | 0 | 0 | 0 | 0 | 0 | 0 | 0 | 0 | 0 | 2 |
| Team | | | | | | | 1 | 1 | 2 | | | 0 | | 0 | | | | |
| **Totals** | | | | 20-52 | 2-9 | 18-26 | 7 | 20 | 27 | 19 | 20 | 60 | 5 | 18 | 6 | 1 | 6 | -35 |

| Shooting By Period | | |
|---|---|---|
| 1st FG% | 8-27 | 29.6% |
| 3PT% | 2-7 | 28.6% |
| FT% | 6-8 | 75% |
| 2nd FG% | 12-25 | 48.0% |
| 3PT% | 0-2 | 0.0% |
| FT% | 12-18 | 66.7% |
| GM FG% | 20-52 | 38.5% |
| 3PT% | 2-9 | 22.2% |
| FT% | 18-26 | 69.2% |

Dead Ball Rebounds: 3, 1

**Technical Fouls:** NONE

**UConn - 95** Record: 5-0

| NO. | Name | | Min | FG M-A | 3P M-A | FT M-A | Rebounds OR | DR | TOT | Fouls PF | FD | TP | AS | TO | ST | Blocks BS | BA | +/- |
|---|---|---|---|---|---|---|---|---|---|---|---|---|---|---|---|---|---|---|
| 11 | Alex Karaban | F | 22:15 | 3-5 | 1-2 | 3-3 | 0 | 1 | 1 | 4 | 2 | 10 | 2 | 1 | 0 | 0 | 0 | 16 |
| 21 | Adama Sanogo | F | 23:01 | 10-13 | 1-1 | 5-6 | 2 | 6 | 8 | 4 | 3 | 26 | 0 | 0 | 2 | 1 | 0 | 26 |
| 2 | Tristen Newton | G | 19:21 | 2-4 | 2-4 | 0-1 | 1 | 1 | 2 | 0 | 3 | 6 | 1 | 2 | 1 | 0 | 0 | 17 |
| 4 | Nahiem Alleyne | G | 28:35 | 3-5 | 1-2 | 2-2 | 1 | 1 | 2 | 3 | 1 | 9 | 4 | 0 | 0 | 0 | 0 | 33 |
| 24 | Jordan Hawkins | G | 27:55 | 4-13 | 3-10 | 0-0 | 0 | 9 | 9 | 1 | 2 | 11 | 3 | 1 | 0 | 2 | 1 | 31 |
| 44 | Andre Jackson Jr. | | 12:49 | 1-2 | 1-2 | 0-0 | 0 | 1 | 1 | 5 | 0 | 3 | 4 | 2 | 1 | 0 | 0 | 9 |
| 3 | Joey Calcaterra | | 20:03 | 4-6 | 3-5 | 0-0 | 1 | 4 | 5 | 1 | 1 | 11 | 6 | 3 | 1 | 0 | 0 | 22 |
| 5 | Hassan Diarra | | 21:25 | 1-2 | 0-1 | 1-2 | 0 | 1 | 1 | 0 | 1 | 3 | 5 | 3 | 2 | 0 | 0 | 27 |
| 32 | Donovan Clingan | | 16:05 | 7-9 | 0-0 | 2-5 | 2 | 3 | 5 | 1 | 6 | 16 | 0 | 0 | 2 | 3 | 0 | 11 |
| 13 | Richie Springs | | 02:21 | 0-0 | 0-0 | 0-0 | 0 | 0 | 0 | 0 | 0 | 0 | 0 | 0 | 0 | 0 | 0 | -3 |
| 33 | Apostolos Roumoglou | | 02:16 | 0-0 | 0-0 | 0-0 | 0 | 0 | 0 | 1 | 0 | 0 | 0 | 0 | 0 | 0 | 0 | -4 |
| 20 | Andrew Hurley | | 01:12 | 0-1 | 0-0 | 0-0 | 0 | 0 | 0 | 0 | 0 | 0 | 0 | 0 | 0 | 0 | 0 | -4 |
| 30 | Yarin Hasson | | 00:54 | 0-1 | 0-1 | 0-0 | 0 | 0 | 0 | 0 | 0 | 0 | 0 | 0 | 0 | 0 | 0 | -2 |
| 40 | Andre Johnson Jr. | | 00:54 | 0-0 | 0-0 | 0-0 | 0 | 0 | 0 | 0 | 0 | 0 | 0 | 0 | 0 | 0 | 0 | -2 |
| 41 | Emmett Hendry | | 00:54 | 0-0 | 0-0 | 0-0 | 0 | 0 | 0 | 0 | 0 | 0 | 0 | 0 | 0 | 0 | 0 | -2 |
| Team | | | | | | | 3 | 2 | 5 | | | 0 | | 1 | | | | |
| **Totals** | | | | 35-61 | 12-28 | 13-19 | 10 | 29 | 39 | 21 | 19 | 95 | 25 | 13 | 9 | 6 | 1 | 35 |

| Shooting By Period | | |
|---|---|---|
| 1st FG% | 20-34 | 58.8% |
| 3PT% | 8-18 | 44.4% |
| FT% | 9-13 | 69.2% |
| 2nd FG% | 15-27 | 55.6% |
| 3PT% | 4-10 | 40.0% |
| FT% | 4-6 | 66.7% |
| GM FG% | 35-61 | 57.4% |
| 3PT% | 12-28 | 42.9% |
| FT% | 13-19 | 68.4% |

Dead Ball Rebounds: 1, 1

**Technical Fouls:** Coach 2nd 3:04

| | DELST | UCONN |
|---|---|---|
| **Biggest lead** | 0 (1st 20:00) | 43 (2nd 4:37) |
| **Best Scoring Run** | 7 (2nd 0:30) | 13 (1st 15:10) |
| **Lead Changes** | 0 | |
| **Times Tied** | 2 | |
| **Time with Lead** | 00:00 | 38:55 |

| Points from | DELST | UCONN |
|---|---|---|
| **Turnovers** | 16 | 24 |
| **Paint** | 30 | 44 |
| **Second Chance** | 6 | 14 |
| **Fast Breaks** | 6 | 18 |
| **Bench** | 8 | 33 |

| Period by Period Scoring | 1st | 2nd | TOT |
|---|---|---|---|
| **DELST** | 24 | 36 | 60 |
| **UCONN** | 57 | 38 | 95 |

## Game #6 - UConn 83, Oregon 59

November 24, 2022 - Moda Center, Portland, Ore.

Official Basketball Box Score - Final
**UConn at Oregon**
11/24/22 Moda Center, Portland
2022-23 Men's Basketball

**Game Time:** 5:00 PM
**Game Duration:** 1:57

**Officials:** Paul Szelc, D.G. Nelson, Steven Anderson

**UConn - 83** Record: 6-0

| NO. | Name | | Min | FG M-A | 3P M-A | FT M-A | Rebounds OR | DR | TOT | Fouls PF | FD | TP | AS | TO | ST | Blocks BS | BA | +/- |
|---|---|---|---|---|---|---|---|---|---|---|---|---|---|---|---|---|---|---|
| 11 | Alex Karaban | F | 24:58 | 2-5 | 2-4 | 0-0 | 0 | 3 | 3 | 3 | 1 | 6 | 0 | 2 | 0 | 1 | 1 | 3 |
| 21 | Adama Sanogo | F | 23:01 | 5-7 | 2-2 | 0-0 | 2 | 4 | 6 | 4 | 2 | 12 | 1 | 2 | 1 | 1 | 0 | 9 |
| 2 | Tristen Newton | G | 28:56 | 7-10 | 5-6 | 4-5 | 0 | 4 | 4 | 1 | 6 | 23 | 6 | 0 | 2 | 0 | 1 | 21 |
| 4 | Nahiem Alleyne | G | 13:43 | 2-5 | 0-2 | 0-0 | 2 | 0 | 2 | 4 | 0 | 4 | 2 | 0 | 0 | 0 | 0 | 4 |
| 24 | Jordan Hawkins | G | 27:19 | 6-16 | 5-14 | 1-1 | 1 | 1 | 2 | 2 | 2 | 18 | 1 | 1 | 1 | 1 | 0 | 23 |
| 44 | Andre Jackson Jr. | | 23:33 | 0-3 | 0-2 | 0-2 | 0 | 4 | 4 | 4 | 1 | 0 | 5 | 5 | 2 | 0 | 0 | 11 |
| 3 | Joey Calcaterra | | 20:29 | 4-5 | 3-4 | 0-0 | 0 | 1 | 1 | 1 | 1 | 11 | 4 | 0 | 1 | 0 | 0 | 23 |
| 5 | Hassan Diarra | | 10:44 | 0-2 | 0-2 | 0-0 | 2 | 2 | 4 | 2 | 0 | 0 | 1 | 0 | 0 | 0 | 0 | 5 |
| 32 | Donovan Clingan | | 19:09 | 4-10 | 0-1 | 1-3 | 4 | 4 | 8 | 3 | 3 | 9 | 2 | 0 | 2 | 4 | 2 | 21 |
| 13 | Richie Springs | | 02:44 | 0-0 | 0-0 | 0-0 | 0 | 0 | 0 | 1 | 0 | 0 | 0 | 0 | 0 | 0 | 0 | 1 |
| 33 | Apostolos Roumoglou | | 01:56 | 0-0 | 0-0 | 0-0 | 0 | 1 | 1 | 0 | 0 | 0 | 0 | 1 | 0 | 0 | 0 | -1 |
| 20 | Andrew Hurley | | 00:52 | 0-0 | 0-0 | 0-0 | 0 | 0 | 0 | 0 | 0 | 0 | 0 | 0 | 0 | 0 | 0 | 0 |
| 30 | Yarin Hasson | | 00:52 | 0-0 | 0-0 | 0-0 | 0 | 0 | 0 | 0 | 0 | 0 | 0 | 0 | 0 | 0 | 0 | 0 |
| 40 | Andre Johnson Jr. | | 00:52 | 0-0 | 0-0 | 0-0 | 0 | 0 | 0 | 0 | 0 | 0 | 0 | 0 | 0 | 0 | 0 | 0 |
| 41 | Emmett Hendry | | 00:52 | 0-0 | 0-0 | 0-0 | 0 | 0 | 0 | 0 | 0 | 0 | 0 | 0 | 0 | 0 | 0 | 0 |
| Team | | | | | | | 1 | 0 | 1 | | | 0 | | 1 | | | | |
| **Totals** | | | | 30-63 | 17-37 | 6-11 | 12 | 24 | 36 | 25 | 16 | 83 | 22 | 12 | 9 | 7 | 4 | 24 |

| Shooting By Period | | |
|---|---|---|
| 1st FG% | 14-32 | 43.8% |
| 3PT% | 9-20 | 45.0% |
| FT% | 2-5 | 40% |
| 2nd FG% | 16-31 | 51.6% |
| 3PT% | 8-17 | 47.1% |
| FT% | 4-6 | 66.7% |
| GM FG% | 30-63 | 47.6% |
| 3PT% | 17-37 | 45.9% |
| FT% | 6-11 | 54.5% |

Dead Ball Rebounds: 2, 0

**Technical Fouls:**:NONE

**Oregon - 59** Record: 2-3

| NO. | Name | | Min | FG M-A | 3P M-A | FT M-A | Rebounds OR | DR | TOT | Fouls PF | FD | TP | AS | TO | ST | Blocks BS | BA | +/- |
|---|---|---|---|---|---|---|---|---|---|---|---|---|---|---|---|---|---|---|
| 13 | Quincy Guerrier | F | 15:22 | 1-2 | 0-1 | 3-6 | 0 | 2 | 2 | 5 | 5 | 5 | 0 | 1 | 1 | 0 | 0 | -5 |
| 1 | N'Faly Dante | C | 29:52 | 6-10 | 0-0 | 3-5 | 0 | 1 | 1 | 2 | 5 | 15 | 3 | 4 | 0 | 0 | 2 | -16 |
| 32 | Nate Bittle | C | 23:14 | 0-4 | 0-3 | 0-0 | 0 | 6 | 6 | 1 | 2 | 0 | 1 | 2 | 1 | 1 | 1 | -19 |
| 0 | Will Richardson | G | 30:11 | 3-9 | 1-3 | 2-4 | 1 | 2 | 3 | 1 | 2 | 9 | 2 | 2 | 0 | 0 | 1 | -27 |
| 11 | Rivaldo Soares | G | 33:57 | 2-10 | 2-5 | 2-2 | 0 | 0 | 0 | 3 | 1 | 8 | 1 | 2 | 1 | 1 | 3 | -22 |
| 2 | Tyrone Williams | | 12:39 | 1-3 | 0-0 | 0-0 | 0 | 2 | 2 | 0 | 2 | 2 | 1 | 1 | 0 | 0 | 0 | -11 |
| 10 | Kel'el Ware | | 25:50 | 6-8 | 2-3 | 4-6 | 2 | 7 | 9 | 2 | 7 | 18 | 2 | 2 | 0 | 1 | 0 | -17 |
| 23 | Gabe Reichle | | 14:25 | 0-0 | 0-0 | 0-0 | 0 | 0 | 0 | 2 | 0 | 0 | 0 | 2 | 0 | 0 | 0 | -8 |
| 24 | Brady Parris | | 09:49 | 1-1 | 0-0 | 0-0 | 0 | 1 | 1 | 0 | 0 | 2 | 1 | 0 | 2 | 0 | 0 | 3 |
| 12 | James Cooper | | 03:03 | 0-0 | 0-0 | 0-2 | 0 | 1 | 1 | 0 | 1 | 0 | 0 | 0 | 0 | 1 | 0 | 0 |
| 15 | Lok Wur | | 01:38 | 0-0 | 0-0 | 0-0 | 0 | 1 | 1 | 0 | 0 | 0 | 0 | 0 | 0 | 0 | 0 | 2 |
| Team | | | | | | | 4 | 0 | 4 | | | 0 | | 1 | | | | |
| **Totals** | | | | 20-47 | 5-15 | 14-25 | 7 | 23 | 30 | 16 | 25 | 59 | 11 | 17 | 5 | 4 | 7 | -24 |

| Shooting By Period | | |
|---|---|---|
| 1st FG% | 9-25 | 36.0% |
| 3PT% | 2-9 | 22.2% |
| FT% | 8-11 | 72.7% |
| 2nd FG% | 11-22 | 50.0% |
| 3PT% | 3-6 | 50.0% |
| FT% | 6-14 | 42.9% |
| GM FG% | 20-47 | 42.6% |
| 3PT% | 5-15 | 33.3% |
| FT% | 14-25 | 56.0% |

Dead Ball Rebounds: 7, 1

**Technical Fouls:**:NONE

| | UCONN | ORE |
|---|---|---|
| **Biggest lead** | 29 (2nd 6:22) | 5 (1st 16:27) |
| **Best Scoring Run** | 9(2nd 16:54) | 8(1st 16:27) |
| **Lead Changes** | 2 | |
| **Times Tied** | 4 | |
| **Time with Lead** | 30:41 | 03:17 |

| Points from | UCONN | ORE |
|---|---|---|
| **Turnovers** | 18 | 14 |
| **Paint** | 24 | 22 |
| **Second Chance** | 15 | 12 |
| **Fast Breaks** | 10 | 6 |
| **Bench** | 20 | 22 |

| Period by Period Scoring | 1st | 2nd | TOT |
|---|---|---|---|
| **UCONN** | 39 | 44 | 83 |
| **ORE** | 28 | 31 | 59 |

## Game #7 - UConn 82, Alabama 67

November 25, 2022 - Veterans Memorial Coliseum, Portland, Ore.

Official Basketball Box Score - Final
**UConn at Alabama**
11/25/22 Veterans Memorial Coliseum, Portland
2022-23 Men's Basketball

**Game Time:** 6:30 PM
**Game Duration:** 2:06

**Officials:** DJ Carstensen, Don Daily, Mike Palau

**UConn - 82** Record: 7-0

| NO. | Name | | Min | FG M-A | 3P M-A | FT M-A | Rebounds OR | DR | TOT | Fouls PF | FD | TP | AS | TO | ST | Blocks BS | BA | +/- |
|---|---|---|---|---|---|---|---|---|---|---|---|---|---|---|---|---|---|---|
| 11 | Alex Karaban | F | 27:19 | 4-7 | 2-3 | 2-2 | 2 | 1 | 3 | 3 | 3 | 12 | 4 | 1 | 1 | 1 | 0 | 19 |
| 21 | Adama Sanogo | F | 27:37 | 9-16 | 1-4 | 6-8 | 1 | 3 | 4 | 3 | 5 | 25 | 2 | 3 | 0 | 2 | 2 | 10 |
| 2 | Tristen Newton | G | 34:17 | 1-6 | 1-2 | 6-6 | 1 | 3 | 4 | 3 | 7 | 9 | 8 | 1 | 4 | 1 | 2 | 8 |
| 4 | Nahiem Alleyne | G | 12:58 | 0-5 | 0-3 | 0-0 | 0 | 3 | 3 | 2 | 0 | 0 | 0 | 0 | 0 | 0 | 0 | -1 |
| 24 | Jordan Hawkins | G | 26:29 | 5-10 | 3-6 | 3-4 | 0 | 2 | 2 | 4 | 2 | 16 | 1 | 2 | 0 | 0 | 0 | -2 |
| 44 | Andre Jackson Jr. | | 26:35 | 2-8 | 0-4 | 0-0 | 3 | 4 | 7 | 3 | 1 | 4 | 1 | 2 | 0 | 1 | 1 | 18 |
| 3 | Joey Calcaterra | | 18:13 | 3-4 | 2-2 | 2-2 | 0 | 1 | 1 | 2 | 0 | 10 | 0 | 1 | 1 | 0 | 0 | -1 |
| 5 | Hassan Diarra | | 14:47 | 0-2 | 0-0 | 2-2 | 0 | 1 | 1 | 1 | 2 | 2 | 2 | 0 | 1 | 1 | 1 | 21 |
| 32 | Donovan Clingan | | 10:47 | 2-2 | 0-0 | 0-0 | 1 | 4 | 5 | 2 | 3 | 4 | 0 | 1 | 1 | 1 | 0 | 7 |
| 13 | Richie Springs | | 00:29 | 0-0 | 0-0 | 0-0 | 0 | 0 | 0 | 0 | 0 | 0 | 0 | 0 | 0 | 0 | 0 | -2 |
| 33 | Apostolos Roumoglou | | 00:29 | 0-0 | 0-0 | 0-0 | 0 | 0 | 0 | 0 | 0 | 0 | 0 | 0 | 0 | 0 | 0 | -2 |
| Team | | | | | | | 2 | 0 | 2 | | | 0 | | 1 | | | | |
| **Totals** | | | | 26-60 | 9-24 | 21-24 | 10 | 22 | 32 | 23 | 23 | 82 | 18 | 12 | 8 | 7 | 6 | 15 |

| Shooting By Period | | |
|---|---|---|
| 1st FG% | 13-32 | 40.6% |
| 3PT% | 5-14 | 35.7% |
| FT% | 4-6 | 66.7% |
| 2nd FG% | 13-28 | 46.4% |
| 3PT% | 4-10 | 40.0% |
| FT% | 17-18 | 94.4% |
| GM FG% | 26-60 | 43.3% |
| 3PT% | 9-24 | 37.5% |
| FT% | 21-24 | 87.5% |

Dead Ball Rebounds: 1, 0

**Technical Fouls:**:NONE

**Alabama - 67** Record: 5-1

| NO. | Name | | Min | FG M-A | 3P M-A | FT M-A | Rebounds OR | DR | TOT | Fouls PF | FD | TP | AS | TO | ST | Blocks BS | BA | +/- |
|---|---|---|---|---|---|---|---|---|---|---|---|---|---|---|---|---|---|---|
| 15 | Noah Clowney | F | 30:11 | 3-6 | 0-1 | 3-3 | 1 | 3 | 4 | 3 | 4 | 9 | 0 | 2 | 2 | 1 | 1 | -17 |
| 24 | Brandon Miller | F | 31:48 | 5-15 | 3-6 | 5-7 | 4 | 5 | 9 | 1 | 5 | 18 | 3 | 2 | 0 | 2 | 3 | -5 |
| 14 | Charles Bediako | C | 17:44 | 1-2 | 0-0 | 1-1 | 1 | 4 | 5 | 4 | 3 | 3 | 0 | 2 | 0 | 1 | 0 | -10 |
| 1 | Mark Sears | G | 34:39 | 3-8 | 1-4 | 1-1 | 0 | 5 | 5 | 2 | 3 | 8 | 1 | 2 | 0 | 0 | 0 | -16 |
| 25 | Nimari Burnett | G | 18:06 | 2-3 | 0-0 | 2-3 | 0 | 2 | 2 | 2 | 2 | 6 | 0 | 0 | 0 | 0 | 1 | -8 |
| 0 | Jaden Bradley | | 18:55 | 3-4 | 0-0 | 6-8 | 0 | 2 | 2 | 3 | 4 | 12 | 4 | 3 | 0 | 0 | 0 | -1 |
| 5 | Jahvon Quinerly | | 16:03 | 1-6 | 0-2 | 1-2 | 0 | 0 | 0 | 2 | 1 | 3 | 2 | 4 | 1 | 0 | 1 | -7 |
| 4 | Noah Gurley | | 12:29 | 1-3 | 0-1 | 0-0 | 0 | 0 | 0 | 0 | 1 | 2 | 0 | 2 | 0 | 1 | 1 | -1 |
| 3 | Rylan Griffen | | 12:23 | 2-2 | 2-2 | 0-0 | 0 | 3 | 3 | 3 | 0 | 6 | 0 | 0 | 0 | 0 | 0 | -7 |
| 2 | Darius Miles | | 03:40 | 0-1 | 0-0 | 0-0 | 0 | 1 | 1 | 1 | 0 | 0 | 0 | 2 | 1 | 1 | 0 | -4 |
| 23 | Nick Pringle | | 04:02 | 0-0 | 0-0 | 0-0 | 1 | 0 | 1 | 2 | 0 | 0 | 0 | 0 | 0 | 0 | 0 | 1 |
| Team | | | | | | | 2 | 1 | 3 | | | 0 | | 2 | | | | |
| **Totals** | | | | 21-50 | 6-16 | 19-25 | 9 | 26 | 35 | 24 | 23 | 67 | 10 | 21 | 4 | 6 | 7 | -15 |

| Shooting By Period | | |
|---|---|---|
| 1st FG% | 10-23 | 43.5% |
| 3PT% | 4-6 | 66.7% |
| FT% | 6-6 | 100% |
| 2nd FG% | 11-27 | 40.7% |
| 3PT% | 2-10 | 20.0% |
| FT% | 13-19 | 68.4% |
| GM FG% | 21-50 | 42.0% |
| 3PT% | 6-16 | 37.5% |
| FT% | 19-25 | 76.0% |

Dead Ball Rebounds: 4, 0

**Technical Fouls:**Coach 2nd18:39

| | CON | ALA |
|---|---|---|
| **Biggest lead** | 19 (2nd 3:16) | 3 (1st 17:05) |
| **Best Scoring Run** | 14(1st 9:29) | 9(1st 0:03) |
| **Lead Changes** | 1 | |
| **Times Tied** | 6 | |
| **Time with Lead** | 30:41 | 01:32 |

| Points from | CON | ALA |
|---|---|---|
| **Turnovers** | 23 | 11 |
| **Paint** | 34 | 30 |
| **Second Chance** | 5 | 12 |
| **Fast Breaks** | 13 | 17 |
| **Bench** | 20 | 23 |

| Period by Period Scoring | 1st | 2nd | TOT |
|---|---|---|---|
| **CON** | 35 | 47 | 82 |
| **ALA** | 30 | 37 | 67 |

## Game #8 - UConn 71, Iowa State 53

November 27, 2022 - Moda Center, Portland, Ore.

Official Basketball Box Score - Final
**Iowa St. at UConn**
11/27/22 Moda Center, Portland
2022-23 Men's Basketball

**Game Time:** 7:00 PM
**Game Duration:** 1:57
**Attendance:** 5,005

**Officials:** Verne Harris, Paul Szelc, Earl Walton

**Iowa St. - 53** Record: 5-1

| NO. | Name | | Min | FG M-A | 3P M-A | FT M-A | Rebounds OR | DR | TOT | Fouls PF | FD | TP | AS | TO | ST | Blocks BS | BA | +/- |
|---|---|---|---|---|---|---|---|---|---|---|---|---|---|---|---|---|---|---|
| 5 | Aljaz Kunc | F | 24:31 | 1-1 | 1-1 | 0-1 | 0 | 5 | 5 | 3 | 2 | 3 | 1 | 1 | 0 | 0 | 0 | -6 |
| 21 | Osun Osunniyi | C | 26:51 | 5-7 | 1-1 | 3-3 | 3 | 0 | 3 | 0 | 3 | 14 | 0 | 1 | 1 | 0 | 0 | -9 |
| 2 | Caleb Grill | G | 27:42 | 0-5 | 0-3 | 1-2 | 0 | 2 | 2 | 3 | 1 | 1 | 1 | 1 | 2 | 0 | 0 | -17 |
| 3 | Tamin Lipsey | G | 29:02 | 6-9 | 0-0 | 0-0 | 1 | 1 | 2 | 4 | 3 | 12 | 3 | 1 | 2 | 0 | 0 | -13 |
| 13 | Jaren Holmes | G | 28:24 | 4-12 | 1-3 | 2-4 | 0 | 1 | 1 | 4 | 3 | 11 | 2 | 3 | 1 | 0 | 2 | -18 |
| 4 | Demarion Watson | | 07:05 | 1-3 | 0-1 | 0-0 | 1 | 0 | 1 | 0 | 0 | 2 | 1 | 0 | 1 | 0 | 0 | -1 |
| 12 | Robert Jones | | 12:01 | 0-2 | 0-0 | 0-0 | 0 | 1 | 1 | 3 | 0 | 0 | 0 | 0 | 1 | 0 | 0 | -7 |
| 22 | Gabe Kalscheur | | 32:23 | 3-13 | 0-4 | 0-0 | 1 | 1 | 2 | 2 | 2 | 6 | 1 | 2 | 4 | 0 | 0 | -11 |
| 24 | Hason Ward | | 12:01 | 2-2 | 0-0 | 0-0 | 1 | 1 | 2 | 2 | 0 | 4 | 0 | 1 | 1 | 0 | 0 | -8 |
| Team | | | | | | | 0 | 0 | 0 | | | 0 | | 2 | | | | |
| **Totals** | | | | 22-54 | 3-13 | 6-10 | 7 | 12 | 19 | 21 | 14 | 53 | 9 | 12 | 13 | 0 | 2 | -18 |

| Shooting By Period | | |
|---|---|---|
| 1st FG% | 12-28 | 42.9% |
| 3PT% | 1-3 | 33.3% |
| FT% | 3-3 | 100% |
| 2nd FG% | 10-26 | 38.5% |
| 3PT% | 2-10 | 20.0% |
| FT% | 3-7 | 42.9% |
| GM FG% | 22-54 | 40.7% |
| 3PT% | 3-13 | 23.1% |
| FT% | 6-10 | 60.0% |

Dead Ball Rebounds: 2, 0

**Technical Fouls:**:NONE

**UConn - 71** Record: 8-0

| NO. | Name | | Min | FG M-A | 3P M-A | FT M-A | Rebounds OR | DR | TOT | Fouls PF | FD | TP | AS | TO | ST | Blocks BS | BA | +/- |
|---|---|---|---|---|---|---|---|---|---|---|---|---|---|---|---|---|---|---|
| 11 | Alex Karaban | F | 37:50 | 4-10 | 2-6 | 0-0 | 3 | 1 | 4 | 1 | 1 | 10 | 1 | 2 | 0 | 0 | 0 | 14 |
| 21 | Adama Sanogo | F | 21:32 | 1-5 | 0-1 | 2-2 | 3 | 3 | 6 | 4 | 3 | 4 | 3 | 0 | 1 | 0 | 0 | 5 |
| 2 | Tristen Newton | G | 26:40 | 3-6 | 2-4 | 5-6 | 3 | 1 | 4 | 2 | 5 | 13 | 3 | 8 | 0 | 0 | 0 | 15 |
| 4 | Nahiem Alleyne | G | 17:49 | 1-3 | 0-1 | 0-0 | 0 | 3 | 3 | 1 | 1 | 2 | 2 | 3 | 1 | 0 | 0 | 0 |
| 24 | Jordan Hawkins | G | 05:33 | 1-4 | 0-3 | 0-0 | 0 | 0 | 0 | 4 | 0 | 2 | 0 | 1 | 1 | 0 | 0 | -3 |
| 44 | Andre Jackson Jr. | | 32:32 | 3-8 | 1-3 | 3-4 | 3 | 10 | 13 | 0 | 2 | 10 | 5 | 1 | 2 | 1 | 0 | 17 |
| 3 | Joey Calcaterra | | 24:25 | 2-5 | 1-4 | 3-3 | 1 | 2 | 3 | 0 | 3 | 8 | 1 | 0 | 0 | 1 | 0 | 23 |
| 5 | Hassan Diarra | | 15:11 | 2-6 | 1-4 | 2-3 | 1 | 1 | 2 | 1 | 2 | 7 | 1 | 1 | 0 | 0 | 0 | 6 |
| 32 | Donovan Clingan | | 18:28 | 5-6 | 0-0 | 5-7 | 4 | 6 | 10 | 2 | 4 | 15 | 0 | 1 | 0 | 0 | 0 | 13 |
| Team | | | | | | | 3 | 0 | 3 | | | 0 | | 2 | | | | |
| **Totals** | | | | 22-53 | 7-26 | 20-25 | 21 | 27 | 48 | 15 | 21 | 71 | 16 | 19 | 5 | 2 | 0 | 18 |

| Shooting By Period | | |
|---|---|---|
| 1st FG% | 10-29 | 34.5% |
| 3PT% | 3-15 | 20.0% |
| FT% | 15-20 | 75% |
| 2nd FG% | 12-24 | 50.0% |
| 3PT% | 4-11 | 36.4% |
| FT% | 5-5 | 100% |
| GM FG% | 22-53 | 41.5% |
| 3PT% | 7-26 | 26.9% |
| FT% | 20-25 | 80.0% |

Dead Ball Rebounds: 3, 0

**Technical Fouls:**Hawkins 2nd19:43

| | ISU | UCO |
|---|---|---|
| **Biggest lead** | 4 (1st 15:21) | 18 (2nd 1:12) |
| **Best Scoring Run** | 7(2nd 10:33) | 8(1st 12:56) |
| **Lead Changes** | 1 | |
| **Times Tied** | 1 | |
| **Time with Lead** | 04:52 | 33:57 |

| Points from | ISU | UCO |
|---|---|---|
| **Turnovers** | 17 | 8 |
| **Paint** | 30 | 28 |
| **Second Chance** | 11 | 20 |
| **Fast Breaks** | 4 | 12 |
| **Bench** | 12 | 40 |

| Period by Period Scoring | 1st | 2nd | TOT |
|---|---|---|---|
| **ISU** | 28 | 25 | 53 |
| **UCO** | 38 | 33 | 71 |

# 2022-23 UCONN GAME-BY-GAME BOX SCORES

## Game #9 - UConn 74, Oklahoma State 64

December 1, 2022 - Gampel Pavilion, Storrs, Conn.

Official Basketball Box Score - Final
**Oklahoma St. at UConn**
12/01/22 Harry A. Gampel Pavilion, Storrs, Conn.
2022-23 Men's Basketball

**Game Time:** 6:30 PM
**Game Duration:** 2:15
**Attendance:** 10,167

**Officials:** Ray Natili, Ron Groover, Bert Smith

**Oklahoma St. - 64** Record: 5-3

| NO. | Name | | Min | FG M-A | 3P M-A | FT M-A | Rebounds OR | DR | TOT | Fouls PF | FD | TP | AS | TO | ST | Blocks BS | BA | +/- |
|---|---|---|---|---|---|---|---|---|---|---|---|---|---|---|---|---|---|---|
| 22 | Kalib Boone | F | 34:18 | 5-12 | 0-0 | 5-7 | 5 | 3 | 8 | 2 | 4 | 15 | 0 | 2 | 1 | 1 | 0 | 7 |
| 33 | Moussa Cisse | C | 15:50 | 0-2 | 0-0 | 0-0 | 2 | 8 | 10 | 5 | 0 | 0 | 0 | 2 | 0 | 1 | 0 | 2 |
| 0 | Avery Anderson, III | G | 31:05 | 5-13 | 0-1 | 4-4 | 2 | 3 | 5 | 4 | 4 | 14 | 0 | 3 | 2 | 0 | 0 | -11 |
| 1 | Bryce Thompson | G | 21:42 | 3-10 | 0-2 | 2-2 | 1 | 0 | 1 | 4 | 1 | 8 | 0 | 2 | 0 | 0 | 1 | -13 |
| 51 | John-Michael Wright | G | 29:27 | 2-6 | 1-3 | 2-2 | 0 | 3 | 3 | 1 | 3 | 7 | 0 | 3 | 1 | 0 | 0 | -9 |
| 23 | Tyreek Smith | | 18:12 | 3-4 | 0-0 | 1-2 | 1 | 2 | 3 | 2 | 2 | 7 | 0 | 1 | 0 | 1 | 0 | -24 |
| 5 | Caleb Asberry | | 26:58 | 3-4 | 3-4 | 2-2 | 0 | 2 | 2 | 3 | 1 | 11 | 3 | 3 | 0 | 0 | 0 | -4 |
| 13 | Quion Williams | | 09:11 | 0-2 | 0-1 | 0-0 | 0 | 2 | 2 | 3 | 0 | 0 | 0 | 0 | 0 | 0 | 1 | -1 |
| 2 | Chris Harris Jr. | | 13:17 | 1-3 | 0-0 | 0-0 | 0 | 0 | 0 | 1 | 1 | 2 | 2 | 0 | 0 | 0 | 1 | 3 |
| Team | | | | | | | 2 | 3 | 5 | | | 0 | | 1 | | | | |
| **Totals** | | | | 22-56 | 4-11 | 16-19 | 13 | 26 | 39 | 25 | 16 | 64 | 5 | 17 | 4 | 3 | 3 | -10 |

**Technical Fouls:** NONE

| Shooting By Period | | |
|---|---|---|
| 1st FG% | 12-28 | 42.9% |
| 3PT% | 3-5 | 60.0% |
| FT% | 4-4 | 100% |
| 2nd FG% | 10-28 | 35.7% |
| 3PT% | 1-6 | 16.7% |
| FT% | 12-15 | 80% |
| GM FG% | 22-56 | 39.3% |
| 3PT% | 4-11 | 36.4% |
| FT% | 16-19 | 84.2% |

Dead Ball Rebounds: 2, 0

**UConn - 74** Record: 9-0

| NO. | Name | | Min | FG M-A | 3P M-A | FT M-A | Rebounds OR | DR | TOT | Fouls PF | FD | TP | AS | TO | ST | Blocks BS | BA | +/- |
|---|---|---|---|---|---|---|---|---|---|---|---|---|---|---|---|---|---|---|
| 11 | Alex Karaban | F | 36:49 | 1-4 | 0-3 | 2-2 | 0 | 6 | 6 | 4 | 1 | 4 | 1 | 1 | 1 | 1 | 0 | 18 |
| 21 | Adama Sanogo | F | 32:31 | 7-14 | 0-2 | 6-8 | 3 | 3 | 6 | 1 | 8 | 20 | 0 | 2 | 2 | 1 | 0 | 14 |
| 2 | Tristen Newton | G | 28:21 | 1-5 | 0-2 | 0-0 | 1 | 1 | 2 | 2 | 2 | 2 | 1 | 2 | 2 | 0 | 0 | 7 |
| 24 | Jordan Hawkins | G | 35:36 | 6-13 | 5-9 | 9-12 | 1 | 1 | 2 | 2 | 6 | 26 | 1 | 0 | 0 | 1 | 1 | -2 |
| 44 | Andre Jackson Jr. | G | 30:32 | 4-7 | 1-3 | 2-2 | 2 | 5 | 7 | 3 | 2 | 11 | 6 | 0 | 3 | 0 | 0 | 11 |
| 4 | Nahiem Alleyne | | 09:53 | 0-2 | 0-1 | 0-0 | 1 | 1 | 2 | 1 | 0 | 0 | 1 | 0 | 0 | 0 | 0 | 0 |
| 3 | Joey Calcaterra | | 10:40 | 2-6 | 2-2 | 3-4 | 0 | 0 | 0 | 1 | 2 | 9 | 1 | 0 | 0 | 0 | 1 | 4 |
| 32 | Donovan Clingan | | 07:13 | 0-2 | 0-0 | 2-4 | 2 | 0 | 2 | 2 | 3 | 2 | 0 | 0 | 0 | 0 | 1 | -7 |
| 5 | Hassan Diarra | | 08:25 | 0-3 | 0-1 | 0-1 | 0 | 1 | 1 | 0 | 1 | 0 | 0 | 1 | 0 | 0 | 0 | 5 |
| Team | | | | | | | 3 | 4 | 7 | | | 0 | | 1 | | | | |
| **Totals** | | | | 21-56 | 8-23 | 24-33 | 13 | 22 | 35 | 16 | 25 | 74 | 11 | 7 | 8 | 3 | 3 | 10 |

**Technical Fouls:** NONE

| Shooting By Period | | |
|---|---|---|
| 1st FG% | 14-30 | 46.7% |
| 3PT% | 5-12 | 41.7% |
| FT% | 15-19 | 78.9% |
| 2nd FG% | 7-26 | 26.9% |
| 3PT% | 3-11 | 27.3% |
| FT% | 9-14 | 64.3% |
| GM FG% | 21-56 | 37.5% |
| 3PT% | 8-23 | 34.8% |
| FT% | 24-33 | 72.7% |

Dead Ball Rebounds: 5, 0

| | OSU | UCONN |
|---|---|---|
| Biggest lead | 3 (1st 9:17) | 20 (2nd 19:06) |
| Best Scoring Run | 8 (2nd 12:59) | 15 (1st 3:24) |
| Lead Changes | 5 | |
| Times Tied | 6 | |
| Time with Lead | 04:27 | 32:34 |

| Points from | OSU | UCONN |
|---|---|---|
| Turnovers | 8 | 27 |
| Paint | 32 | 26 |
| Second Chance | 17 | 17 |
| Fast Breaks | 2 | 9 |
| Bench | 20 | 11 |

| Period by Period Scoring | 1st | 2nd | TOT |
|---|---|---|---|
| OSU | 31 | 33 | 64 |
| UCONN | 48 | 26 | 74 |

## Game #10 - UConn 75, Florida 54

December 7, 2022 - Exactech Arena, Gainesville, Fla.

Official Basketball Box Score - Final
**UConn at Florida**
12/07/22 Exactech Arena at Stephen C. O'Connell Center, Gainesville
2022-23 Men's Basketball

**Game Time:** 9:00 PM
**Game Duration:** 1:59
**Attendance:** 9,046

**Officials:** Joe Lindsay, Doug Shows, Michael Roberts

**UConn - 75** Record: 10-0

| NO. | Name | | Min | FG M-A | 3P M-A | FT M-A | Rebounds OR | DR | TOT | Fouls PF | FD | TP | AS | TO | ST | Blocks BS | BA | +/- |
|---|---|---|---|---|---|---|---|---|---|---|---|---|---|---|---|---|---|---|
| 11 | Alex Karaban | F | 11:46 | 1-3 | 1-2 | 0-0 | 0 | 1 | 1 | 4 | 0 | 3 | 1 | 1 | 0 | 0 | 1 | 2 |
| 21 | Adama Sanogo | F | 19:30 | 8-13 | 0-1 | 1-2 | 3 | 4 | 7 | 4 | 2 | 17 | 1 | 3 | 1 | 1 | 1 | 9 |
| 2 | Tristen Newton | G | 31:12 | 2-6 | 1-2 | 0-0 | 1 | 4 | 5 | 1 | 4 | 5 | 3 | 5 | 0 | 0 | 0 | 17 |
| 24 | Jordan Hawkins | G | 34:05 | 5-12 | 2-6 | 3-3 | 0 | 4 | 4 | 2 | 2 | 15 | 3 | 2 | 2 | 0 | 2 | 23 |
| 44 | Andre Jackson Jr. | G | 34:47 | 2-5 | 2-5 | 2-2 | 0 | 8 | 8 | 2 | 2 | 8 | 4 | 0 | 2 | 2 | 0 | 25 |
| 4 | Nahiem Alleyne | | 15:27 | 0-2 | 0-0 | 0-0 | 0 | 1 | 1 | 0 | 0 | 0 | 0 | 0 | 2 | 0 | 1 | 8 |
| 32 | Donovan Clingan | | 19:26 | 8-9 | 0-0 | 0-0 | 3 | 5 | 8 | 3 | 1 | 16 | 0 | 1 | 1 | 3 | 0 | 14 |
| 3 | Joey Calcaterra | | 17:56 | 4-7 | 1-2 | 2-2 | 1 | 2 | 3 | 1 | 2 | 11 | 2 | 0 | 1 | 0 | 1 | 4 |
| 5 | Hassan Diarra | | 13:17 | 0-1 | 0-1 | 0-0 | 0 | 2 | 2 | 1 | 1 | 0 | 2 | 3 | 0 | 1 | 0 | 5 |
| 13 | Richie Springs | | 01:04 | 0-0 | 0-0 | 0-0 | 0 | 0 | 0 | 0 | 0 | 0 | 0 | 0 | 0 | 0 | 0 | -2 |
| 20 | Andrew Hurley | | 00:45 | 0-0 | 0-0 | 0-0 | 0 | 0 | 0 | 0 | 0 | 0 | 0 | 0 | 0 | 0 | 0 | 0 |
| 33 | Apostolos Roumoglou | | 00:45 | 0-0 | 0-0 | 0-0 | 0 | 0 | 0 | 1 | 0 | 0 | 0 | 0 | 0 | 0 | 0 | 0 |
| Team | | | | | | | 0 | 3 | 3 | | | 0 | | 0 | | | | |
| **Totals** | | | | 30-58 | 7-19 | 8-9 | 8 | 34 | 42 | 19 | 14 | 75 | 16 | 15 | 9 | 7 | 6 | 21 |

**Technical Fouls:**:NONE

| Shooting By Period | | |
|---|---|---|
| 1st FG% | 14-33 | 42.4% |
| 3PT% | 3-10 | 30.0% |
| FT% | 5-5 | 100% |
| 2nd FG% | 16-25 | 64.0% |
| 3PT% | 4-9 | 44.4% |
| FT% | 3-4 | 75% |
| GM FG% | 30-58 | 51.7% |
| 3PT% | 7-19 | 36.8% |
| FT% | 8-9 | 88.9% |

Dead Ball Rebounds: 0, 0

**Florida - 54** Record: 6-4

| NO. | Name | | Min | FG M-A | 3P M-A | FT M-A | Rebounds OR | DR | TOT | Fouls PF | FD | TP | AS | TO | ST | Blocks BS | BA | +/- |
|---|---|---|---|---|---|---|---|---|---|---|---|---|---|---|---|---|---|---|
| 3 | Alex Fudge | F | 29:49 | 5-8 | 1-1 | 2-2 | 1 | 4 | 5 | 3 | 3 | 13 | 0 | 0 | 0 | 1 | 1 | -20 |
| 12 | Colin Castleton | F | 31:45 | 4-14 | 0-1 | 4-6 | 1 | 7 | 8 | 3 | 4 | 12 | 2 | 2 | 2 | 2 | 2 | -20 |
| 2 | Trey Bonham | G | 21:32 | 0-7 | 0-3 | 4-4 | 1 | 1 | 2 | 1 | 2 | 4 | 1 | 0 | 2 | 0 | 2 | -15 |
| 14 | Kowacie Reeves | G | 26:38 | 2-5 | 1-3 | 2-4 | 0 | 0 | 0 | 0 | 2 | 7 | 0 | 3 | 2 | 1 | 0 | -12 |
| 24 | Riley Kugel | G | 20:32 | 3-7 | 2-2 | 5-9 | 1 | 1 | 2 | 2 | 6 | 13 | 0 | 3 | 1 | 1 | 1 | -2 |
| 5 | Will Richard | | 25:19 | 0-2 | 0-1 | 0-0 | 0 | 2 | 2 | 2 | 0 | 0 | 1 | 1 | 1 | 1 | 0 | -18 |
| 0 | Myreon Jones | | 07:32 | 0-3 | 0-2 | 0-0 | 0 | 1 | 1 | 0 | 0 | 0 | 0 | 1 | 0 | 0 | 0 | -11 |
| 11 | Kyle Lofton | | 20:59 | 0-5 | 0-2 | 0-0 | 0 | 1 | 1 | 1 | 0 | 0 | 1 | 1 | 0 | 0 | 1 | -7 |
| 1 | CJ Felder | | 06:35 | 0-0 | 0-0 | 0-0 | 0 | 1 | 1 | 1 | 0 | 0 | 0 | 0 | 0 | 0 | 0 | -1 |
| 33 | Jason Jitoboh | | 08:15 | 1-1 | 0-0 | 1-2 | 2 | 1 | 3 | 1 | 1 | 3 | 1 | 1 | 0 | 0 | 0 | -1 |
| 10 | Denzel Aberdeen | | 01:04 | 1-1 | 0-0 | 0-1 | 0 | 0 | 0 | 0 | 1 | 2 | 0 | 0 | 0 | 0 | 0 | 2 |
| Team | | | | | | | 2 | 1 | 3 | | | 0 | | 0 | | | | |
| **Totals** | | | | 16-53 | 4-15 | 18-28 | 8 | 20 | 28 | 14 | 19 | 54 | 6 | 12 | 8 | 6 | 7 | -21 |

**Technical Fouls:**:NONE

| Shooting By Period | | |
|---|---|---|
| 1st FG% | 8-28 | 28.6% |
| 3PT% | 2-4 | 50.0% |
| FT% | 5-11 | 45.5% |
| 2nd FG% | 8-25 | 32.0% |
| 3PT% | 2-11 | 18.2% |
| FT% | 13-17 | 76.5% |
| GM FG% | 16-53 | 30.2% |
| 3PT% | 4-15 | 26.7% |
| FT% | 18-28 | 64.3% |

Dead Ball Rebounds: 5, 1

| | CON | UF |
|---|---|---|
| Biggest lead | 23 (2nd 2:07) | 2 (1st 18:38) |
| Best Scoring Run | 9(1st 11:54) | 4(1st 7:35) |
| Lead Changes | 3 | |
| Times Tied | 1 | |
| Time with Lead | 37:21 | 00:46 |

| Points from | CON | UF |
|---|---|---|
| Turnovers | 9 | 17 |
| Paint | 40 | 22 |
| Second Chance | 7 | 10 |
| Fast Breaks | 10 | 8 |
| Bench | 27 | 5 |

| Period by Period Scoring | 1st | 2nd | TOT |
|---|---|---|---|
| CON | 36 | 39 | 75 |
| UF | 23 | 31 | 54 |

## Game #11 - UConn 114, LIU 61

December 10, 2022 - Gampel Pavilion, Storrs, Conn.

Official Basketball Box Score - Final
**LIU at UConn**
12/10/22 Harry A. Gampel Pavilion, Storrs, Conn.
2022-23 Men's Basketball

**Game Time:** 12:30 PM
**Game Duration:** 1:53
**Attendance:** 10,167

**Officials:** James Breeding, Clarence Armstrong, Wally Rutecki

**LIU - 61** Record: 1-8

| NO. | Name | | Min | FG M-A | 3P M-A | FT M-A | Rebounds OR | DR | TOT | Fouls PF | FD | TP | AS | TO | ST | Blocks BS | BA | +/- |
|---|---|---|---|---|---|---|---|---|---|---|---|---|---|---|---|---|---|---|
| 21 | Cheikh Ndiaye | F | 25:44 | 1-3 | 0-0 | 1-2 | 0 | 2 | 2 | 2 | 1 | 3 | 0 | 1 | 0 | 0 | 2 | -38 |
| 1 | Tre Booker | G | 39:04 | 3-8 | 0-4 | 0-0 | 1 | 2 | 3 | 1 | 0 | 6 | 0 | 1 | 0 | 0 | 0 | -54 |
| 4 | Jacob Johnson | G | 40:00 | 6-12 | 0-1 | 7-10 | 0 | 4 | 4 | 2 | 6 | 19 | 2 | 5 | 1 | 0 | 0 | -53 |
| 10 | RJ Greene | G | 40:00 | 6-15 | 0-1 | 5-8 | 1 | 0 | 1 | 2 | 7 | 17 | 3 | 8 | 1 | 0 | 1 | -53 |
| 44 | Quion Burns | G | 29:34 | 4-9 | 1-1 | 2-4 | 1 | 6 | 7 | 2 | 3 | 11 | 0 | 2 | 1 | 1 | 2 | -41 |
| 15 | CJ Delancy | | 11:24 | 1-2 | 0-0 | 0-0 | 1 | 0 | 1 | 3 | 0 | 2 | 0 | 2 | 0 | 1 | 1 | -17 |
| 22 | Eli Bailey | | 11:22 | 1-3 | 1-2 | 0-0 | 0 | 0 | 0 | 0 | 0 | 3 | 0 | 1 | 1 | 0 | 0 | -11 |
| 13 | James Kamich | | 02:52 | 0-0 | 0-0 | 0-0 | 0 | 0 | 0 | 0 | 0 | 0 | 0 | 1 | 0 | 0 | 0 | 2 |
| Team | | | | | | | 2 | 4 | 6 | | | 0 | | 0 | | | | |
| **Totals** | | | | 22-52 | 2-9 | 15-24 | 6 | 18 | 24 | 12 | 17 | 61 | 5 | 21 | 4 | 2 | 6 | -53 |

**Technical Fouls:** Delancy 1st 3:55

| Shooting By Period | | |
|---|---|---|
| 1st FG% | 10-27 | 37.0% |
| 3PT% | 0-2 | 0.0% |
| FT% | 7-13 | 53.8% |
| 2nd FG% | 12-25 | 48.0% |
| 3PT% | 2-7 | 28.6% |
| FT% | 8-11 | 72.7% |
| GM FG% | 22-52 | 42.3% |
| 3PT% | 2-9 | 22.2% |
| FT% | 15-24 | 62.5% |

Dead Ball Rebounds: 3, 0

**UConn - 114** Record: 11-0

| NO. | Name | | Min | FG M-A | 3P M-A | FT M-A | Rebounds OR | DR | TOT | Fouls PF | FD | TP | AS | TO | ST | Blocks BS | BA | +/- |
|---|---|---|---|---|---|---|---|---|---|---|---|---|---|---|---|---|---|---|
| 11 | Alex Karaban | F | 20:57 | 7-9 | 3-5 | 2-2 | 3 | 5 | 8 | 2 | 2 | 19 | 2 | 1 | 0 | 1 | 0 | 30 |
| 21 | Adama Sanogo | F | 21:19 | 8-12 | 0-2 | 0-0 | 0 | 4 | 4 | 0 | 1 | 16 | 2 | 2 | 1 | 1 | 0 | 33 |
| 2 | Tristen Newton | G | 25:55 | 0-5 | 0-4 | 2-2 | 0 | 2 | 2 | 1 | 1 | 2 | 7 | 2 | 1 | 0 | 1 | 39 |
| 24 | Jordan Hawkins | G | 22:36 | 7-11 | 6-9 | 2-2 | 1 | 2 | 3 | 3 | 2 | 22 | 2 | 0 | 1 | 0 | 0 | 32 |
| 44 | Andre Jackson Jr. | G | 23:47 | 3-3 | 0-0 | 2-2 | 0 | 3 | 3 | 2 | 1 | 8 | 7 | 0 | 1 | 2 | 0 | 36 |
| 4 | Nahiem Alleyne | | 21:22 | 4-6 | 2-3 | 1-2 | 0 | 0 | 0 | 2 | 2 | 11 | 1 | 2 | 1 | 0 | 0 | 32 |
| 3 | Joey Calcaterra | | 18:18 | 3-7 | 3-6 | 0-0 | 1 | 2 | 3 | 3 | 0 | 9 | 3 | 1 | 0 | 0 | 0 | 24 |
| 32 | Donovan Clingan | | 15:17 | 10-10 | 0-0 | 1-3 | 4 | 7 | 11 | 0 | 2 | 21 | 0 | 0 | 1 | 2 | 0 | 19 |
| 5 | Hassan Diarra | | 13:58 | 1-5 | 0-2 | 0-0 | 0 | 1 | 1 | 2 | 0 | 2 | 3 | 2 | 2 | 0 | 1 | 17 |
| 13 | Richie Springs | | 04:25 | 1-1 | 0-0 | 0-0 | 0 | 1 | 1 | 0 | 0 | 2 | 1 | 0 | 0 | 0 | 0 | 7 |
| 33 | Apostolos Roumoglou | | 03:24 | 0-0 | 0-0 | 0-0 | 0 | 2 | 2 | 1 | 0 | 0 | 1 | 0 | 1 | 0 | 0 | 1 |
| 20 | Andrew Hurley | | 02:52 | 1-2 | 0-0 | 0-0 | 0 | 0 | 0 | 0 | 0 | 2 | 0 | 1 | 1 | 0 | 0 | -2 |
| 30 | Yarin Hasson | | 02:15 | 0-0 | 0-0 | 0-0 | 0 | 0 | 0 | 1 | 0 | 0 | 0 | 0 | 0 | 0 | 0 | 0 |
| 40 | Andre Johnson Jr. | | 02:15 | 0-1 | 0-1 | 0-0 | 0 | 0 | 0 | 0 | 0 | 0 | 0 | 0 | 0 | 0 | 0 | 0 |
| 41 | Emmett Hendry | | 01:20 | 0-0 | 0-0 | 0-0 | 0 | 0 | 0 | 0 | 0 | 0 | 0 | 0 | 0 | 0 | 0 | -3 |
| Team | | | | | | | 2 | 1 | 3 | | | 0 | | 1 | | | | |
| **Totals** | | | | 45-72 | 14-32 | 10-13 | 11 | 30 | 41 | 17 | 11 | 114 | 29 | 12 | 10 | 6 | 2 | 53 |

**Technical Fouls:** NONE

| Shooting By Period | | |
|---|---|---|
| 1st FG% | 25-40 | 62.5% |
| 3PT% | 7-16 | 43.8% |
| FT% | 5-7 | 71.4% |
| 2nd FG% | 20-32 | 62.5% |
| 3PT% | 7-16 | 43.8% |
| FT% | 5-6 | 83.3% |
| GM FG% | 45-72 | 62.5% |
| 3PT% | 14-32 | 43.8% |
| FT% | 10-13 | 76.9% |

Dead Ball Rebounds: 1, 0

| | LIU | UCONN |
|---|---|---|
| Biggest lead | 0 (1st 20:00) | 57 (2nd 1:32) |
| Best Scoring Run | 5 (1st 17:52) | 13 (1st 12:22) |
| Lead Changes | 0 | |
| Times Tied | 1 | |
| Time with Lead | 00:00 | 39:39 |

| Points from | LIU | UCONN |
|---|---|---|
| Turnovers | 11 | 41 |
| Paint | 32 | 58 |
| Second Chance | 6 | 18 |
| Fast Breaks | 5 | 22 |
| Bench | 5 | 47 |

| Period by Period Scoring | 1st | 2nd | TOT |
|---|---|---|---|
| LIU | 27 | 34 | 61 |
| UCONN | 62 | 52 | 114 |

## Game #12 - UConn 68, Butler 46

December 17, 2022 - Hinkle Fieldhouse, Indianapolis, Ind.

Official Basketball Box Score - Final
**UConn at Butler**
12/17/22 Hinkle Fieldhouse, Indianapolis, Ind.
2022-23 Men's Basketball

**Game Time:** 7:00 PM
**Game Duration:** 1:53
**Attendance:** 8,283

**Officials:** John Gaffney, Matt Potter, Tommy Morrissey

**UConn - 68** Record: 12-0 (1-0)

| NO. | Name | | Min | FG M-A | 3P M-A | FT M-A | Rebounds OR | DR | TOT | Fouls PF | FD | TP | AS | TO | ST | Blocks BS | BA | +/- |
|---|---|---|---|---|---|---|---|---|---|---|---|---|---|---|---|---|---|---|
| 11 | Alex Karaban | F | 29:01 | 2-10 | 1-7 | 0-0 | 3 | 3 | 6 | 0 | 0 | 5 | 2 | 2 | 0 | 0 | 1 | 7 |
| 21 | Adama Sanogo | F | 30:50 | 13-21 | 1-1 | 0-1 | 7 | 7 | 14 | 3 | 4 | 27 | 3 | 2 | 1 | 0 | 0 | 13 |
| 2 | Tristen Newton | G | 32:06 | 1-7 | 1-5 | 2-2 | 1 | 7 | 8 | 1 | 4 | 5 | 3 | 2 | 0 | 1 | 0 | 22 |
| 24 | Jordan Hawkins | G | 26:20 | 5-13 | 2-5 | 0-1 | 1 | 2 | 3 | 3 | 1 | 12 | 0 | 0 | 0 | 0 | 0 | 12 |
| 44 | Andre Jackson Jr. | G | 30:50 | 1-5 | 1-3 | 0-0 | 2 | 4 | 6 | 4 | 0 | 3 | 6 | 3 | 0 | 1 | 0 | 13 |
| 4 | Nahiem Alleyne | | 21:51 | 3-8 | 3-5 | 0-0 | 0 | 2 | 2 | 1 | 0 | 9 | 1 | 0 | 0 | 0 | 0 | 27 |
| 3 | Joey Calcaterra | | 11:58 | 1-5 | 1-3 | 0-0 | 2 | 2 | 4 | 0 | 0 | 3 | 3 | 0 | 0 | 0 | 0 | 7 |
| 32 | Donovan Clingan | | 09:10 | 2-2 | 0-0 | 0-0 | 2 | 6 | 8 | 2 | 0 | 4 | 1 | 3 | 0 | 1 | 0 | 9 |
| 5 | Hassan Diarra | | 07:54 | 0-0 | 0-0 | 0-0 | 0 | 2 | 2 | 1 | 0 | 0 | 1 | 0 | 1 | 0 | 0 | 0 |
| Team | | | | | | | 0 | 1 | 1 | | | 0 | | 0 | | | | |
| **Totals** | | | | 28-71 | 10-29 | 2-4 | 18 | 36 | 54 | 15 | 9 | 68 | 20 | 12 | 2 | 3 | 1 | 22 |

**Technical Fouls:**:NONE

| Shooting By Period | | |
|---|---|---|
| 1st FG% | 12-40 | 30.0% |
| 3PT% | 4-17 | 23.5% |
| FT% | 0-1 | 0% |
| 2nd FG% | 16-31 | 51.6% |
| 3PT% | 6-12 | 50.0% |
| FT% | 2-3 | 66.7% |
| GM FG% | 28-71 | 39.4% |
| 3PT% | 10-29 | 34.5% |
| FT% | 2-4 | 50.0% |

Dead Ball Rebounds: 0, 0

**Butler - 46** Record: 8-4 (0-1)

| NO. | Name | | Min | FG M-A | 3P M-A | FT M-A | Rebounds OR | DR | TOT | Fouls PF | FD | TP | AS | TO | ST | Blocks BS | BA | +/- |
|---|---|---|---|---|---|---|---|---|---|---|---|---|---|---|---|---|---|---|
| 41 | Simas Lukosius | F | 36:35 | 2-8 | 2-4 | 2-2 | 0 | 5 | 5 | 0 | 3 | 8 | 2 | 0 | 1 | 0 | 0 | -21 |
| 15 | Manny Bates | C | 37:15 | 7-11 | 0-0 | 2-3 | 1 | 2 | 3 | 3 | 4 | 16 | 3 | 4 | 1 | 1 | 0 | -17 |
| 2 | Eric Hunter Jr. | G | 35:55 | 1-10 | 0-5 | 0-0 | 1 | 3 | 4 | 1 | 1 | 2 | 1 | 1 | 1 | 0 | 1 | -24 |
| 3 | Chuck Harris | G | 36:30 | 4-14 | 0-2 | 4-5 | 0 | 6 | 6 | 1 | 5 | 12 | 0 | 0 | 1 | 0 | 1 | -22 |
| 13 | Jayden Taylor | G | 27:34 | 1-5 | 0-2 | 0-0 | 0 | 5 | 5 | 3 | 0 | 2 | 1 | 4 | 1 | 0 | 1 | -8 |
| 14 | Pierce Thomas | | 10:16 | 0-0 | 0-0 | 0-0 | 0 | 4 | 4 | 0 | 0 | 0 | 0 | 0 | 0 | 0 | 0 | -5 |
| 1 | Jalen Thomas | | 02:45 | 0-2 | 0-0 | 0-0 | 1 | 0 | 1 | 0 | 1 | 0 | 0 | 0 | 0 | 0 | 0 | -5 |
| 24 | Ali Ali | | 13:10 | 1-4 | 1-1 | 3-3 | 0 | 1 | 1 | 1 | 1 | 6 | 1 | 0 | 0 | 0 | 0 | -8 |
| Team | | | | | | | 1 | 0 | 1 | | | 0 | | 1 | | | | |
| **Totals** | | | | 16-54 | 3-14 | 11-13 | 4 | 26 | 30 | 9 | 15 | 46 | 8 | 10 | 5 | 1 | 3 | -22 |

**Technical Fouls:**:NONE

| Shooting By Period | | |
|---|---|---|
| 1st FG% | 7-25 | 28.0% |
| 3PT% | 3-10 | 30.0% |
| FT% | 3-3 | 100% |
| 2nd FG% | 9-29 | 31.0% |
| 3PT% | 0-4 | 0.0% |
| FT% | 8-10 | 80% |
| GM FG% | 16-54 | 29.6% |
| 3PT% | 3-14 | 21.4% |
| FT% | 11-13 | 84.6% |

Dead Ball Rebounds: 0, 1

| | UConn | Butler |
|---|---|---|
| Biggest lead | 22 (2nd 0:43) | 6 (1st 14:38) |
| Best Scoring Run | 13(2nd 4:33) | 8(1st 14:38) |
| Lead Changes | 2 | |
| Times Tied | 0 | |
| Time with Lead | 29:58 | 08:14 |

| Points from | UConn | Butler |
|---|---|---|
| Turnovers | 12 | 5 |
| Paint | 36 | 18 |
| Second Chance | 14 | 2 |
| Fast Breaks | 6 | 4 |
| Bench | 16 | 6 |

| Period by Period Scoring | 1st | 2nd | TOT |
|---|---|---|---|
| UConn | 28 | 40 | 68 |
| Butler | 20 | 26 | 46 |

# 2022-23 UCONN GAME-BY-GAME BOX SCORES

## Game #13 - UConn 84, Georgetown 73

December 20, 2022 - Gampel Pavilion, Storrs, Conn.

Official Basketball Box Score - Final
**Georgetown at UConn**
12/20/22 Harry A. Gampel Pavilion, Storrs, Conn.
2022-23 Men's Basketball

**Game Time:** 6:30 PM
**Game Duration:** 2:07
**Attendance:** 10,167

**Officials:** Mike Roberts, Brian O'Connell, Nathan Farrell

**Georgetown - 73** Record: 5-8 (0-2)

| NO. | Name | | Min | FG M-A | 3P M-A | FT M-A | Rebounds OR | DR | TOT | Fouls PF | FD | TP | AS | TO | ST | Blocks BS | BA | +/- |
|---|---|---|---|---|---|---|---|---|---|---|---|---|---|---|---|---|---|---|
| 11 | Akok Akok | F | 34:39 | 4-7 | 1-3 | 1-2 | 0 | 5 | 5 | 3 | 2 | 10 | 0 | 1 | 0 | 2 | 0 | -5 |
| 34 | Qudus Wahab | C | 29:55 | 4-10 | 0-0 | 8-11 | 4 | 5 | 9 | 2 | 8 | 16 | 0 | 0 | 0 | 0 | 1 | -6 |
| 0 | Brandon Murray | G | 32:21 | 5-12 | 0-2 | 0-1 | 3 | 1 | 4 | 4 | 1 | 10 | 3 | 8 | 1 | 0 | 1 | 1 |
| 1 | Primo Spears | G | 37:56 | 8-17 | 0-2 | 3-4 | 1 | 4 | 5 | 2 | 1 | 19 | 3 | 4 | 0 | 0 | 0 | -15 |
| 5 | Jay Heath | G | 38:38 | 4-9 | 2-4 | 0-0 | 0 | 6 | 6 | 1 | 0 | 10 | 0 | 0 | 0 | 0 | 1 | -12 |
| 15 | Bryson Mozone | | 11:17 | 1-2 | 0-0 | 2-3 | 1 | 2 | 3 | 1 | 2 | 4 | 0 | 0 | 0 | 0 | 0 | -9 |
| 22 | Bradley Ezewiro | | 07:53 | 1-2 | 0-0 | 2-2 | 0 | 2 | 2 | 1 | 1 | 4 | 0 | 0 | 1 | 0 | 0 | -2 |
| 31 | Wayne Bristol, Jr. | | 04:20 | 0-0 | 0-0 | 0-0 | 0 | 1 | 1 | 0 | 0 | 0 | 0 | 0 | 0 | 0 | 0 | -1 |
| 12 | Jordan Riley | | 01:38 | 0-0 | 0-0 | 0-0 | 0 | 0 | 0 | 1 | 0 | 0 | 0 | 1 | 0 | 0 | 0 | -5 |
| 32 | Malcolm Wilson | | 01:25 | 0-0 | 0-0 | 0-0 | 0 | 0 | 0 | 1 | 0 | 0 | 0 | 0 | 0 | 0 | 0 | -1 |
| Team | | | | | | | 3 | 2 | 5 | | | 0 | | 0 | | | | |
| **Totals** | | | | 27-59 | 3-11 | 16-23 | 12 | 28 | 40 | 16 | 15 | 73 | 6 | 14 | 2 | 2 | 3 | -11 |

| Shooting By Period | | |
|---|---|---|
| 1st FG% | 16-30 | 53.3% |
| 3PT% | 2-5 | 40.0% |
| FT% | 6-6 | 100% |
| 2nd FG% | 11-29 | 37.9% |
| 3PT% | 1-6 | 16.7% |
| FT% | 10-17 | 58.8% |
| GM FG% | 27-59 | 45.8% |
| 3PT% | 3-11 | 27.3% |
| FT% | 16-23 | 69.6% |

Dead Ball Rebounds: 3, 0

**Technical Fouls:** NONE

**UConn - 84** Record: 13-0 (2-0)

| NO. | Name | | Min | FG M-A | 3P M-A | FT M-A | Rebounds OR | DR | TOT | Fouls PF | FD | TP | AS | TO | ST | Blocks BS | BA | +/- |
|---|---|---|---|---|---|---|---|---|---|---|---|---|---|---|---|---|---|---|
| 11 | Alex Karaban | F | 22:14 | 3-6 | 2-5 | 0-0 | 0 | 0 | 0 | 2 | 1 | 8 | 1 | 0 | 1 | 0 | 0 | 1 |
| 21 | Adama Sanogo | F | 30:30 | 6-10 | 1-1 | 1-2 | 3 | 4 | 7 | 3 | 2 | 14 | 1 | 2 | 2 | 0 | 0 | 3 |
| 2 | Tristen Newton | G | 27:24 | 4-6 | 2-4 | 7-8 | 0 | 2 | 2 | 1 | 7 | 17 | 7 | 2 | 1 | 0 | 0 | -2 |
| 24 | Jordan Hawkins | G | 32:38 | 5-15 | 3-9 | 2-2 | 1 | 2 | 3 | 2 | 2 | 15 | 3 | 0 | 1 | 0 | 1 | 1 |
| 44 | Andre Jackson Jr. | G | 33:05 | 3-5 | 1-2 | 0-0 | 1 | 7 | 8 | 3 | 1 | 7 | 8 | 2 | 2 | 0 | 0 | 13 |
| 4 | Nahiem Alleyne | | 14:46 | 0-2 | 0-2 | 2-2 | 0 | 1 | 1 | 1 | 1 | 2 | 0 | 0 | 0 | 0 | 0 | 6 |
| 32 | Donovan Clingan | | 09:27 | 1-2 | 0-0 | 0-0 | 0 | 4 | 4 | 2 | 0 | 2 | 1 | 1 | 0 | 2 | 0 | 8 |
| 3 | Joey Calcaterra | | 17:44 | 6-11 | 1-4 | 1-1 | 0 | 1 | 1 | 1 | 1 | 14 | 1 | 0 | 1 | 0 | 1 | 12 |
| 5 | Hassan Diarra | | 12:14 | 2-4 | 1-3 | 0-0 | 0 | 0 | 0 | 1 | 1 | 5 | 2 | 0 | 1 | 1 | 0 | 13 |
| Team | | | | | | | 0 | 2 | 2 | | | 0 | | 0 | | | | |
| **Totals** | | | | 30-61 | 11-30 | 13-15 | 5 | 23 | 28 | 17 | 16 | 84 | 24 | 7 | 9 | 3 | 2 | 11 |

| Shooting By Period | | |
|---|---|---|
| 1st FG% | 16-29 | 55.2% |
| 3PT% | 9-16 | 56.3% |
| FT% | 6-8 | 75% |
| 2nd FG% | 14-32 | 43.8% |
| 3PT% | 2-14 | 14.3% |
| FT% | 7-7 | 100% |
| GM FG% | 30-61 | 49.2% |
| 3PT% | 11-30 | 36.7% |
| FT% | 13-15 | 86.7% |

Dead Ball Rebounds: 0, 1

**Technical Fouls:** Jackson Jr. 1st 5:12 Coach 2nd 16:02

| | GTOWN | UCONN |
|---|---|---|
| Biggest lead | 7 (2nd 12:50) | 11 (2nd 4:37) |
| Best Scoring Run | 12 (2nd 15:35) | 12 (2nd 8:16) |
| Lead Changes | 9 | |
| Times Tied | 8 | |
| Time with Lead | 10:31 | 24:49 |

| Points from | GTOWN | UCONN |
|---|---|---|
| Turnovers | 5 | 16 |
| Paint | 32 | 34 |
| Second Chance | 8 | 4 |
| Fast Breaks | 15 | 21 |
| Bench | 8 | 23 |

| Period by Period Scoring | 1st | 2nd | TOT |
|---|---|---|---|
| GTOWN | 40 | 33 | 73 |
| UCONN | 47 | 37 | 84 |

## Game #14 - UConn 74, Villanova 66

December 28, 2022 - XL Center, Hartford, Conn.

Official Basketball Box Score - Final
**Villanova at UConn**
12/28/22 XL Center, Hartford, Conn
2022-23 Men's Basketball

**Game Time:** 6:30 PM
**Game Duration:** 2:11
**Attendance:** 15,564

**Officials:** Jeff Anderson, Pat Driscoll, Matt Potter

**Villanova - 66** Record: 7-6 (1-1)

| NO. | Name | | Min | FG M-A | 3P M-A | FT M-A | Rebounds OR | DR | TOT | Fouls PF | FD | TP | AS | TO | ST | Blocks BS | BA | +/- |
|---|---|---|---|---|---|---|---|---|---|---|---|---|---|---|---|---|---|---|
| 34 | Brandon Slater | F | 35:10 | 3-10 | 1-7 | 3-3 | 1 | 3 | 4 | 3 | 4 | 10 | 3 | 2 | 0 | 0 | 2 | -12 |
| 43 | Eric Dixon | F | 35:26 | 6-14 | 1-5 | 5-6 | 2 | 6 | 8 | 0 | 4 | 18 | 1 | 4 | 0 | 0 | 0 | -4 |
| 2 | Mark Armstrong | G | 09:51 | 0-2 | 0-1 | 0-0 | 0 | 0 | 0 | 3 | 1 | 0 | 0 | 2 | 0 | 0 | 0 | -1 |
| 4 | Chris Arcidiacono | G | 33:18 | 0-1 | 0-0 | 2-2 | 0 | 4 | 4 | 4 | 2 | 2 | 0 | 1 | 2 | 0 | 0 | -5 |
| 14 | Caleb Daniels | G | 34:04 | 9-15 | 2-6 | 3-3 | 0 | 2 | 2 | 4 | 3 | 23 | 2 | 3 | 1 | 0 | 1 | -8 |
| 15 | Jordan Longino | | 27:34 | 1-2 | 1-2 | 4-4 | 1 | 3 | 4 | 5 | 3 | 7 | 1 | 4 | 0 | 0 | 0 | -6 |
| 22 | Cam Whitmore | | 22:49 | 3-7 | 0-1 | 0-0 | 1 | 2 | 3 | 3 | 0 | 6 | 0 | 1 | 0 | 0 | 1 | -8 |
| 1 | Brendan Hausen | | 01:26 | 0-0 | 0-0 | 0-0 | 0 | 0 | 0 | 1 | 0 | 0 | 0 | 0 | 0 | 0 | 0 | 2 |
| 3 | Trey Patterson | | 00:12 | 0-0 | 0-0 | 0-0 | 0 | 1 | 1 | 0 | 0 | 0 | 0 | 1 | 0 | 0 | 0 | 1 |
| 10 | Angelo Brizzi | | 00:11 | 0-0 | 0-0 | 0-0 | 0 | 0 | 0 | 0 | 0 | 0 | 0 | 0 | 0 | 0 | 0 | 1 |
| Team | | | | | | | 2 | 4 | 6 | | | 0 | | 0 | | | | |
| **Totals** | | | | 22-51 | 5-22 | 17-18 | 7 | 25 | 32 | 23 | 17 | 66 | 7 | 18 | 3 | 0 | 4 | -8 |

| Shooting By Period | | |
|---|---|---|
| 1st FG% | 11-23 | 47.8% |
| 3PT% | 1-8 | 12.5% |
| FT% | 9-9 | 100% |
| 2nd FG% | 11-28 | 39.3% |
| 3PT% | 4-14 | 28.6% |
| FT% | 8-9 | 88.9% |
| GM FG% | 22-51 | 43.1% |
| 3PT% | 5-22 | 22.7% |
| FT% | 17-18 | 94.4% |

Dead Ball Rebounds: 1, 1

**Technical Fouls:** NONE

**UConn - 74** Record: 14-0 (3-0)

| NO. | Name | | Min | FG M-A | 3P M-A | FT M-A | Rebounds OR | DR | TOT | Fouls PF | FD | TP | AS | TO | ST | Blocks BS | BA | +/- |
|---|---|---|---|---|---|---|---|---|---|---|---|---|---|---|---|---|---|---|
| 11 | Alex Karaban | F | 33:09 | 5-9 | 3-7 | 2-2 | 2 | 4 | 6 | 3 | 1 | 15 | 1 | 1 | 2 | 1 | 0 | 12 |
| 21 | Adama Sanogo | F | 24:50 | 3-6 | 0-1 | 1-2 | 0 | 1 | 1 | 4 | 2 | 7 | 1 | 3 | 1 | 0 | 0 | 4 |
| 2 | Tristen Newton | G | 20:47 | 0-2 | 0-1 | 6-6 | 0 | 1 | 1 | 3 | 4 | 6 | 4 | 1 | 0 | 0 | 0 | 5 |
| 24 | Jordan Hawkins | G | 33:26 | 6-14 | 4-11 | 6-7 | 1 | 6 | 7 | 4 | 6 | 22 | 0 | 2 | 2 | 1 | 0 | 11 |
| 44 | Andre Jackson Jr. | G | 30:06 | 3-11 | 2-6 | 2-2 | 2 | 4 | 6 | 3 | 2 | 10 | 2 | 3 | 3 | 1 | 0 | 13 |
| 3 | Joey Calcaterra | | 07:03 | 0-2 | 0-1 | 0-0 | 0 | 2 | 2 | 0 | 0 | 0 | 0 | 0 | 0 | 0 | 0 | -7 |
| 4 | Nahiem Alleyne | | 16:16 | 1-2 | 0-1 | 0-0 | 0 | 0 | 0 | 1 | 1 | 2 | 1 | 0 | 0 | 0 | 0 | -5 |
| 5 | Hassan Diarra | | 20:25 | 1-3 | 0-2 | 4-6 | 0 | 2 | 2 | 0 | 5 | 6 | 3 | 0 | 4 | 0 | 0 | 4 |
| 32 | Donovan Clingan | | 13:59 | 2-4 | 0-0 | 2-2 | 0 | 1 | 1 | 0 | 2 | 6 | 0 | 0 | 0 | 1 | 0 | 3 |
| Team | | | | | | | 3 | 0 | 3 | | | 0 | | 1 | | | | |
| **Totals** | | | | 21-53 | 9-30 | 23-27 | 8 | 21 | 29 | 18 | 23 | 74 | 12 | 11 | 12 | 4 | 0 | 8 |

| Shooting By Period | | |
|---|---|---|
| 1st FG% | 10-29 | 34.5% |
| 3PT% | 6-20 | 30.0% |
| FT% | 7-7 | 100% |
| 2nd FG% | 11-24 | 45.8% |
| 3PT% | 3-10 | 30.0% |
| FT% | 16-20 | 80% |
| GM FG% | 21-53 | 39.6% |
| 3PT% | 9-30 | 30.0% |
| FT% | 23-27 | 85.2% |

Dead Ball Rebounds: 2, 1

**Technical Fouls:** Jackson Jr. 1st 3:01

| | VILL | UCONN |
|---|---|---|
| Biggest lead | 3 (2nd 18:20) | 10 (2nd 11:52) |
| Best Scoring Run | 9 (2nd 18:20) | 8 (1st 5:11) |
| Lead Changes | 7 | |
| Times Tied | 4 | |
| Time with Lead | 05:11 | 30:27 |

| Points from | VILL | UCONN |
|---|---|---|
| Turnovers | 9 | 21 |
| Paint | 22 | 20 |
| Second Chance | 10 | 8 |
| Fast Breaks | 3 | 8 |
| Bench | 13 | 14 |

| Period by Period Scoring | 1st | 2nd | TOT |
|---|---|---|---|
| VILL | 32 | 34 | 66 |
| UCONN | 33 | 41 | 74 |

## Game #15 - Xavier 83, UConn 73

December 31, 2022 - Cintas Center, Cincinnati, Ohio

Official Basketball Box Score - Final
**UConn at Xavier**
12/31/22 Cintas Center, Cincinnati
2022-23 Men's Basketball

**Game Time:** 12:00 PM
**Game Duration:** 1:58
**Attendance:** 10,565

**Officials:** Brian O'Connell, Mike Roberts, Tim Clougherty

**UConn - 73** Record: 14-1 (3-1)

| NO. | Name | | Min | FG M-A | 3P M-A | FT M-A | Rebounds OR | DR | TOT | Fouls PF | FD | TP | AS | TO | ST | Blocks BS | BA | +/- |
|---|---|---|---|---|---|---|---|---|---|---|---|---|---|---|---|---|---|---|
| 11 | Alex Karaban | F | 20:18 | 2-9 | 2-8 | 0-0 | 3 | 2 | 5 | 5 | 1 | 6 | 1 | 0 | 0 | 0 | 1 | -10 |
| 21 | Adama Sanogo | F | 32:55 | 9-17 | 0-1 | 0-0 | 2 | 4 | 6 | 2 | 1 | 18 | 1 | 2 | 0 | 0 | 1 | -6 |
| 2 | Tristen Newton | G | 32:51 | 2-5 | 2-3 | 0-0 | 2 | 5 | 7 | 4 | 1 | 6 | 7 | 4 | 1 | 1 | 0 | -4 |
| 24 | Jordan Hawkins | G | 32:34 | 3-9 | 1-5 | 4-7 | 0 | 5 | 5 | 4 | 2 | 11 | 2 | 3 | 2 | 0 | 0 | -1 |
| 44 | Andre Jackson Jr. | G | 37:00 | 5-14 | 4-12 | 0-2 | 4 | 6 | 10 | 1 | 2 | 14 | 8 | 1 | 2 | 0 | 0 | -5 |
| 3 | Joey Calcaterra | | 11:03 | 1-2 | 1-2 | 0-0 | 0 | 0 | 0 | 3 | 0 | 3 | 1 | 1 | 0 | 0 | 0 | -15 |
| 4 | Nahiem Alleyne | | 14:09 | 2-5 | 2-4 | 0-0 | 0 | 0 | 0 | 1 | 0 | 6 | 0 | 2 | 0 | 0 | 0 | -8 |
| 32 | Donovan Clingan | | 07:05 | 2-3 | 0-0 | 0-0 | 0 | 2 | 2 | 0 | 1 | 4 | 2 | 1 | 0 | 1 | 0 | -3 |
| 5 | Hassan Diarra | | 12:05 | 2-3 | 1-2 | 0-0 | 0 | 1 | 1 | 1 | 1 | 5 | 1 | 2 | 1 | 0 | 0 | 2 |
| Team | | | | | | | 2 | 0 | 2 | | | 0 | | 0 | | | | |
| **Totals** | | | | 28-67 | 13-37 | 4-9 | 13 | 25 | 38 | 22 | 9 | 73 | 23 | 16 | 6 | 2 | 2 | -10 |

| Shooting By Period | | |
|---|---|---|
| 1st FG% | 17-36 | 47.2% |
| 3PT% | 8-19 | 42.1% |
| FT% | 0-1 | 0% |
| 2nd FG% | 11-31 | 35.5% |
| 3PT% | 5-18 | 27.8% |
| FT% | 4-8 | 50% |
| GM FG% | 28-67 | 41.8% |
| 3PT% | 13-37 | 35.1% |
| FT% | 4-9 | 44.4% |

Dead Ball Rebounds: 3, 0

**Technical Fouls:** Coach 2nd 2:25

**Xavier - 83** Record: 12-3 (4-0)

| NO. | Name | | Min | FG M-A | 3P M-A | FT M-A | Rebounds OR | DR | TOT | Fouls PF | FD | TP | AS | TO | ST | Blocks BS | BA | +/- |
|---|---|---|---|---|---|---|---|---|---|---|---|---|---|---|---|---|---|---|
| 24 | Jack Nunge | F | 23:42 | 5-8 | 1-2 | 4-5 | 0 | 3 | 3 | 2 | 3 | 15 | 3 | 3 | 1 | 1 | 0 | 23 |
| 32 | Zach Freemantle | F | 35:32 | 6-11 | 0-0 | 4-5 | 0 | 11 | 11 | 0 | 3 | 16 | 5 | 2 | 3 | 1 | 1 | 4 |
| 0 | Souley Boum | G | 38:12 | 3-10 | 0-4 | 5-7 | 0 | 5 | 5 | 1 | 5 | 11 | 3 | 1 | 1 | 0 | 0 | 12 |
| 3 | Colby Jones | G | 34:38 | 7-10 | 2-4 | 0-0 | 1 | 3 | 4 | 1 | 2 | 16 | 5 | 4 | 2 | 0 | 0 | 2 |
| 5 | Adam Kunkel | G | 32:50 | 2-7 | 0-2 | 1-2 | 0 | 1 | 1 | 2 | 3 | 5 | 3 | 2 | 2 | 0 | 1 | 4 |
| 2 | Jerome Hunter | | 19:53 | 3-4 | 0-0 | 9-9 | 3 | 2 | 5 | 2 | 5 | 15 | 0 | 0 | 0 | 0 | 0 | -2 |
| 1 | Desmond Claude | | 11:01 | 1-1 | 0-0 | 0-0 | 0 | 1 | 1 | 0 | 0 | 2 | 0 | 0 | 2 | 0 | 0 | 5 |
| 15 | KyKy Tandy | | 04:12 | 1-1 | 1-1 | 0-0 | 0 | 0 | 0 | 1 | 0 | 3 | 1 | 0 | 0 | 0 | 0 | 2 |
| Team | | | | | | | 0 | 1 | 1 | | | 0 | | 0 | | | | |
| **Totals** | | | | 28-52 | 4-13 | 23-28 | 4 | 27 | 31 | 9 | 21 | 83 | 20 | 12 | 11 | 2 | 2 | 10 |

| Shooting By Period | | |
|---|---|---|
| 1st FG% | 15-26 | 57.7% |
| 3PT% | 4-7 | 57.1% |
| FT% | 7-8 | 87.5% |
| 2nd FG% | 13-26 | 50.0% |
| 3PT% | 0-6 | 0.0% |
| FT% | 16-20 | 80% |
| GM FG% | 28-52 | 53.8% |
| 3PT% | 4-13 | 30.8% |
| FT% | 23-28 | 82.1% |

Dead Ball Rebounds: 0, 1

**Technical Fouls:** Nunge 1st 16:54

| | UConn | Xavier |
|---|---|---|
| Biggest lead | 7 (2nd 17:55) | 10 (1st 6:21) |
| Best Scoring Run | 9 (2nd 19:53) | 7 (1st 17:29) |
| Lead Changes | 7 | |
| Times Tied | 7 | |
| Time with Lead | 10:24 | 24:07 |

| Points from | UConn | Xavier |
|---|---|---|
| Turnovers | 8 | 18 |
| Paint | 28 | 40 |
| Second Chance | 10 | 8 |
| Fast Breaks | 9 | 13 |
| Bench | 18 | 20 |

| Period by Period Scoring | 1st | 2nd | TOT |
|---|---|---|---|
| UConn | 42 | 31 | 73 |
| Xavier | 41 | 42 | 83 |

## Game #16 - Providence 73, UConn 61

January 4, 2023 - Amica Mutual Pavilion, Providence, R.I.

Official Basketball Box Score - Final
**UConn at Providence**
01/04/23 Amica Mutual Pavilion, Providence, R.I.
2022-23 Men's Basketball

**Game Time:** 8:30 PM
**Game Duration:** 2:17
**Attendance:** 12,400

**Officials:** Jeffrey Clark, Earl Walton, Tony Chiazza

**UConn - 61** Record: 14-2 (3-2)

| NO. | Name | | Min | FG M-A | 3P M-A | FT M-A | Rebounds OR | DR | TOT | Fouls PF | FD | TP | AS | TO | ST | Blocks BS | BA | +/- |
|---|---|---|---|---|---|---|---|---|---|---|---|---|---|---|---|---|---|---|
| 11 | Alex Karaban | F | 29:19 | 4-6 | 3-5 | 0-0 | 2 | 3 | 5 | 4 | 1 | 11 | 1 | 3 | 0 | 0 | 0 | -11 |
| 21 | Adama Sanogo | F | 26:44 | 5-9 | 0-0 | 1-2 | 3 | 4 | 7 | 2 | 3 | 11 | 1 | 1 | 1 | 1 | 0 | -14 |
| 2 | Tristen Newton | G | 33:59 | 3-11 | 0-3 | 0-1 | 1 | 1 | 2 | 4 | 3 | 6 | 5 | 2 | 0 | 0 | 2 | -9 |
| 24 | Jordan Hawkins | G | 33:02 | 5-14 | 2-7 | 3-3 | 5 | 1 | 6 | 3 | 3 | 15 | 2 | 0 | 1 | 0 | 1 | -7 |
| 44 | Andre Jackson Jr. | G | 21:27 | 1-7 | 0-3 | 1-1 | 1 | 2 | 3 | 4 | 1 | 3 | 4 | 1 | 1 | 0 | 0 | -2 |
| 4 | Nahiem Alleyne | | 11:18 | 1-3 | 0-0 | 0-0 | 0 | 0 | 0 | 2 | 1 | 2 | 0 | 0 | 1 | 0 | 0 | -9 |
| 3 | Joey Calcaterra | | 09:37 | 0-5 | 0-4 | 0-0 | 1 | 0 | 1 | 1 | 0 | 0 | 0 | 0 | 0 | 0 | 1 | 2 |
| 5 | Hassan Diarra | | 13:51 | 0-4 | 0-0 | 1-4 | 2 | 0 | 2 | 3 | 2 | 1 | 0 | 0 | 1 | 0 | 0 | -8 |
| 32 | Donovan Clingan | | 20:43 | 4-4 | 0-0 | 4-8 | 2 | 9 | 11 | 4 | 6 | 12 | 0 | 1 | 1 | 4 | 0 | -2 |
| Team | | | | | | | 2 | 0 | 2 | | | 0 | | 0 | | | | |
| **Totals** | | | | 23-63 | 5-22 | 10-19 | 19 | 20 | 39 | 27 | 20 | 61 | 13 | 8 | 6 | 5 | 4 | -12 |

| Shooting By Period | | |
|---|---|---|
| 1st FG% | 13-32 | 40.6% |
| 3PT% | 1-7 | 14.3% |
| FT% | 3-6 | 50% |
| 2nd FG% | 10-31 | 32.3% |
| 3PT% | 4-15 | 26.7% |
| FT% | 7-13 | 53.8% |
| GM FG% | 23-63 | 36.5% |
| 3PT% | 5-22 | 22.7% |
| FT% | 10-19 | 52.6% |

Dead Ball Rebounds: 3, 0

**Technical Fouls:** NONE

**Providence - 73** Record: 13-3 (5-0)

| NO. | Name | | Min | FG M-A | 3P M-A | FT M-A | Rebounds OR | DR | TOT | Fouls PF | FD | TP | AS | TO | ST | Blocks BS | BA | +/- |
|---|---|---|---|---|---|---|---|---|---|---|---|---|---|---|---|---|---|---|
| 5 | Ed Croswell | F | 30:03 | 2-6 | 0-0 | 9-10 | 5 | 8 | 13 | 3 | 7 | 13 | 0 | 1 | 2 | 1 | 0 | 8 |
| 23 | Bryce Hopkins | F | 35:06 | 6-12 | 2-2 | 13-15 | 0 | 5 | 5 | 5 | 10 | 27 | 0 | 1 | 0 | 1 | 1 | 11 |
| 4 | Jared Bynum | G | 08:30 | 0-2 | 0-1 | 0-0 | 0 | 0 | 0 | 1 | 1 | 0 | 0 | 0 | 0 | 0 | 0 | -2 |
| 10 | Noah Locke | G | 33:46 | 6-11 | 3-6 | 2-2 | 1 | 2 | 3 | 2 | 1 | 17 | 0 | 0 | 1 | 0 | 0 | 9 |
| 22 | Devin Carter | G | 30:35 | 2-8 | 2-5 | 5-8 | 2 | 2 | 4 | 2 | 6 | 11 | 1 | 2 | 1 | 1 | 2 | 4 |
| 0 | Alyn Breed | | 29:12 | 1-5 | 0-2 | 0-0 | 1 | 5 | 6 | 2 | 1 | 2 | 3 | 2 | 0 | 0 | 1 | 11 |
| 21 | Clifton Moore | | 12:34 | 0-3 | 0-1 | 0-0 | 2 | 3 | 5 | 3 | 0 | 0 | 2 | 0 | 1 | 1 | 1 | 9 |
| 1 | Jayden Pierre | | 07:09 | 0-1 | 0-0 | 0-0 | 0 | 0 | 0 | 1 | 1 | 0 | 2 | 2 | 0 | 0 | 0 | 3 |
| 30 | Rafael Castro | | 01:15 | 0-0 | 0-0 | 0-0 | 0 | 0 | 0 | 0 | 0 | 0 | 0 | 0 | 0 | 0 | 0 | -3 |
| 14 | Corey Floyd, Jr. | | 11:50 | 1-1 | 1-1 | 0-0 | 0 | 1 | 1 | 1 | 0 | 3 | 0 | 0 | 0 | 0 | 0 | 10 |
| Team | | | | | | | 3 | 1 | 4 | | | 0 | | 1 | | | | |
| **Totals** | | | | 18-49 | 8-18 | 29-35 | 14 | 27 | 41 | 20 | 27 | 73 | 8 | 9 | 5 | 4 | 5 | 12 |

| Shooting By Period | | |
|---|---|---|
| 1st FG% | 10-24 | 41.7% |
| 3PT% | 5-9 | 55.6% |
| FT% | 8-10 | 80% |
| 2nd FG% | 8-25 | 32.0% |
| 3PT% | 3-9 | 33.3% |
| FT% | 21-25 | 84% |
| GM FG% | 18-49 | 36.7% |
| 3PT% | 8-18 | 44.4% |
| FT% | 29-35 | 82.9% |

Dead Ball Rebounds: 3, 0

**Technical Fouls:** NONE

| | UCONN | PROV |
|---|---|---|
| Biggest lead | 5 (1st 17:13) | 14 (2nd 1:39) |
| Best Scoring Run | 5 (1st 17:13) | 9 (2nd 1:39) |
| Lead Changes | 5 | |
| Times Tied | 8 | |
| Time with Lead | 12:09 | 22:26 |

| Points from | UCONN | PROV |
|---|---|---|
| Turnovers | 9 | 10 |
| Paint | 34 | 18 |
| Second Chance | 14 | 12 |
| Fast Breaks | 5 | 10 |
| Bench | 15 | 5 |

| Period by Period Scoring | 1st | 2nd | TOT |
|---|---|---|---|
| UCONN | 30 | 31 | 61 |
| PROV | 33 | 40 | 73 |

# 2022-23 UCONN GAME-BY-GAME BOX SCORES

## Game #17 - UConn 69, Creighton 60

January 7, 2023 - Gampel Pavilion, Storrs, Conn.

Official Basketball Box Score - Final
**Creighton at UConn**
01/07/23 Harry A. Gampel Pavilion, Storrs, Conn.
2022-23 Men's Basketball

**Game Time:** 12:00 PM
**Game Duration:** 2:09
**Attendance:** 10,167

**Officials:** John Gaffney, James Breeding, Nathan Farrell

**Creighton - 60** Record: 9-7 (3-2)

| NO. | Name | | Min | FG M-A | 3P M-A | FT M-A | Rebounds OR | DR | TOT | Fouls PF | FD | TP | AS | TO | ST | Blocks BS | BA | +/- |
|---|---|---|---|---|---|---|---|---|---|---|---|---|---|---|---|---|---|---|
| 24 | Arthur Kaluma | F | 38:49 | 5-16 | 0-3 | 4-7 | 6 | 10 | 16 | 2 | 6 | 14 | 0 | 2 | 1 | 2 | 3 | -9 |
| 11 | Ryan Kalkbrenner | C | 32:34 | 3-6 | 0-0 | 3-3 | 1 | 3 | 4 | 4 | 4 | 9 | 0 | 2 | 0 | 4 | 0 | -3 |
| 2 | Ryan Nembhard | G | 31:34 | 4-12 | 0-3 | 4-5 | 1 | 2 | 3 | 4 | 3 | 12 | 0 | 3 | 0 | 0 | 1 | -8 |
| 23 | Trey Alexander | G | 38:06 | 3-14 | 0-2 | 5-6 | 2 | 4 | 6 | 1 | 5 | 11 | 2 | 1 | 0 | 0 | 3 | -4 |
| 55 | Baylor Scheierman | G | 36:18 | 4-10 | 1-7 | 2-2 | 1 | 8 | 9 | 2 | 1 | 11 | 3 | 1 | 0 | 0 | 0 | -4 |
| 5 | Francisco Farabello | | 08:44 | 0-0 | 0-0 | 0-0 | 0 | 1 | 1 | 0 | 0 | 0 | 0 | 2 | 0 | 0 | 0 | -7 |
| 33 | Fredrick King | | 07:10 | 0-2 | 0-0 | 0-0 | 1 | 0 | 1 | 2 | 0 | 0 | 0 | 0 | 0 | 0 | 1 | -6 |
| 13 | Mason Miller | | 01:11 | 0-0 | 0-0 | 0-0 | 0 | 0 | 0 | 1 | 0 | 0 | 0 | 0 | 0 | 0 | 0 | 0 |
| 4 | Shereef Mitchell | | 05:34 | 1-1 | 1-1 | 0-0 | 0 | 0 | 0 | 1 | 0 | 3 | 0 | 2 | 0 | 0 | 0 | -4 |
| Team | | | | | | | 8 | 1 | 9 | | | 0 | | 0 | | | | |
| **Totals** | | | | 20-61 | 2-16 | 18-23 | 20 | 29 | 49 | 17 | 19 | 60 | 5 | 13 | 1 | 6 | 8 | -9 |

| Shooting By Period | | |
|---|---|---|
| 1st FG% | 12-28 | 42.9% |
| 3PT% | 1-5 | 20.0% |
| FT% | 4-6 | 66.7% |
| 2nd FG% | 8-33 | 24.2% |
| 3PT% | 1-11 | 9.1% |
| FT% | 14-17 | 82.4% |
| GM FG% | 20-61 | 32.8% |
| 3PT% | 2-16 | 12.5% |
| FT% | 18-23 | 78.3% |

Dead Ball Rebounds: 1, 1

**Technical Fouls:** NONE

**UConn - 69** Record: 15-2 (4-2)

| NO. | Name | | Min | FG M-A | 3P M-A | FT M-A | Rebounds OR | DR | TOT | Fouls PF | FD | TP | AS | TO | ST | Blocks BS | BA | +/- |
|---|---|---|---|---|---|---|---|---|---|---|---|---|---|---|---|---|---|---|
| 11 | Alex Karaban | F | 32:34 | 1-3 | 0-1 | 0-0 | 3 | 0 | 3 | 2 | 0 | 2 | 2 | 0 | 0 | 1 | 1 | 3 |
| 21 | Adama Sanogo | F | 32:11 | 10-20 | 2-5 | 4-6 | 0 | 9 | 9 | 3 | 3 | 26 | 1 | 1 | 0 | 1 | 1 | 8 |
| 2 | Tristen Newton | G | 23:31 | 3-7 | 2-3 | 5-6 | 1 | 3 | 4 | 2 | 5 | 13 | 1 | 0 | 1 | 2 | 1 | -3 |
| 24 | Jordan Hawkins | G | 34:43 | 4-13 | 3-7 | 6-6 | 0 | 1 | 1 | 3 | 2 | 17 | 1 | 0 | 2 | 2 | 2 | 5 |
| 44 | Andre Jackson Jr. | G | 33:10 | 2-5 | 1-3 | 2-2 | 3 | 6 | 9 | 3 | 1 | 7 | 2 | 2 | 0 | 0 | 0 | 7 |
| 5 | Hassan Diarra | | 16:29 | 0-3 | 0-2 | 0-0 | 0 | 1 | 1 | 1 | 2 | 0 | 1 | 1 | 1 | 0 | 0 | 12 |
| 32 | Donovan Clingan | | 07:49 | 1-3 | 0-0 | 2-3 | 2 | 1 | 3 | 3 | 3 | 4 | 0 | 0 | 0 | 2 | 0 | 1 |
| 4 | Nahiem Alleyne | | 10:34 | 0-3 | 0-1 | 0-0 | 0 | 0 | 0 | 2 | 1 | 0 | 0 | 0 | 0 | 0 | 1 | 3 |
| 3 | Joey Calcaterra | | 08:59 | 0-3 | 0-2 | 0-0 | 0 | 1 | 1 | 0 | 0 | 0 | 0 | 0 | 2 | 0 | 0 | 9 |
| Team | | | | | | | 0 | 3 | 3 | | | 0 | | 1 | | | | |
| **Totals** | | | | 21-60 | 8-24 | 19-23 | 9 | 25 | 34 | 19 | 17 | 69 | 8 | 5 | 6 | 8 | 6 | 9 |

| Shooting By Period | | |
|---|---|---|
| 1st FG% | 13-31 | 41.9% |
| 3PT% | 6-13 | 46.2% |
| FT% | 5-7 | 71.4% |
| 2nd FG% | 8-29 | 27.6% |
| 3PT% | 2-11 | 18.2% |
| FT% | 14-16 | 87.5% |
| GM FG% | 21-60 | 35.0% |
| 3PT% | 8-24 | 33.3% |
| FT% | 19-23 | 82.6% |

Dead Ball Rebounds: 4, 0

**Technical Fouls:** NONE

| | CRE | UCONN |
|---|---|---|
| Biggest lead | 4 (1st 13:18) | 12 (2nd 7:21) |
| Best Scoring Run | 7 (2nd 17:49) | 7 (2nd 11:14) |
| Lead Changes | 10 | |
| Times Tied | 2 | |
| Time with Lead | 06:02 | 33:26 |

| Points from | CRE | UCONN |
|---|---|---|
| Turnovers | 0 | 7 |
| Paint | 28 | 20 |
| Second Chance | 14 | 9 |
| Fast Breaks | 7 | 12 |
| Bench | 3 | 4 |

| Period by Period Scoring | 1st | 2nd | TOT |
|---|---|---|---|
| CRE | 29 | 31 | 60 |
| UCONN | 37 | 32 | 69 |

## Game #18 - Marquette 82, UConn 76

January 11, 2023 - Fiserv Forum, Milwaukee, Wis.

Official Basketball Box Score - Final
**UConn at Marquette**
01/11/23 Fiserv Forum, Milwaukee, WI
2022-23 Men's Basketball

**Game Time:** 6:00 PM
**Game Duration:** 2:04
**Attendance:** 15,116

**Officials:** Brian O'Connell, Pat Driscoll, Lamar Simpson

**UConn - 76** Record: 15-3 (4-3)

| NO. | Name | | Min | FG M-A | 3P M-A | FT M-A | Rebounds OR | DR | TOT | Fouls PF | FD | TP | AS | TO | ST | Blocks BS | BA | +/- |
|---|---|---|---|---|---|---|---|---|---|---|---|---|---|---|---|---|---|---|
| 11 | Alex Karaban | F | 33:53 | 6-11 | 2-5 | 3-3 | 3 | 4 | 7 | 3 | 3 | 17 | 1 | 0 | 0 | 1 | 1 | -13 |
| 21 | Adama Sanogo | F | 18:49 | 5-7 | 0-0 | 0-1 | 3 | 0 | 3 | 1 | 1 | 10 | 0 | 5 | 0 | 2 | 1 | -19 |
| 2 | Tristen Newton | G | 27:40 | 3-8 | 1-5 | 0-0 | 0 | 3 | 3 | 2 | 2 | 7 | 2 | 1 | 0 | 0 | 0 | -12 |
| 24 | Jordan Hawkins | G | 30:16 | 1-8 | 1-4 | 5-5 | 2 | 4 | 6 | 0 | 2 | 8 | 1 | 2 | 1 | 1 | 0 | -14 |
| 44 | Andre Jackson Jr. | G | 37:08 | 4-7 | 1-3 | 0-0 | 2 | 2 | 4 | 3 | 0 | 9 | 6 | 3 | 1 | 1 | 0 | -7 |
| 5 | Hassan Diarra | | 06:32 | 1-1 | 0-0 | 0-0 | 0 | 0 | 0 | 1 | 0 | 2 | 1 | 1 | 0 | 0 | 0 | 1 |
| 4 | Nahiem Alleyne | | 09:52 | 0-1 | 0-1 | 0-0 | 1 | 0 | 1 | 2 | 1 | 0 | 3 | 0 | 0 | 0 | 0 | 7 |
| 32 | Donovan Clingan | | 21:05 | 8-11 | 0-0 | 4-6 | 3 | 7 | 10 | 2 | 5 | 20 | 0 | 1 | 2 | 5 | 0 | 14 |
| 3 | Joey Calcaterra | | 14:45 | 1-6 | 1-4 | 0-0 | 0 | 0 | 0 | 0 | 1 | 3 | 2 | 0 | 1 | 1 | 1 | 13 |
| Team | | | | | | | 0 | 1 | 1 | | | 0 | | 3 | | | | |
| **Totals** | | | | 29-60 | 6-22 | 12-15 | 14 | 21 | 35 | 14 | 15 | 76 | 16 | 16 | 5 | 11 | 3 | -6 |

| Shooting By Period | | |
|---|---|---|
| 1st FG% | 15-29 | 51.7% |
| 3PT% | 4-10 | 40.0% |
| FT% | 3-4 | 75% |
| 2nd FG% | 14-31 | 45.2% |
| 3PT% | 2-12 | 16.7% |
| FT% | 9-11 | 81.8% |
| GM FG% | 29-60 | 48.3% |
| 3PT% | 6-22 | 27.3% |
| FT% | 12-15 | 80.0% |

Dead Ball Rebounds: 0, 0

**Technical Fouls:**:NONE

**Marquette - 82** Record: 14-4 (6-1)

| NO. | Name | | Min | FG M-A | 3P M-A | FT M-A | Rebounds OR | DR | TOT | Fouls PF | FD | TP | AS | TO | ST | Blocks BS | BA | +/- |
|---|---|---|---|---|---|---|---|---|---|---|---|---|---|---|---|---|---|---|
| 12 | Olivier-Maxence Prosper | F | 33:50 | 5-8 | 1-2 | 6-7 | 2 | 4 | 6 | 2 | 4 | 17 | 1 | 1 | 0 | 1 | 1 | -2 |
| 13 | Oso Ighodaro | F | 35:52 | 7-16 | 0-0 | 5-5 | 1 | 2 | 3 | 2 | 4 | 19 | 3 | 1 | 2 | 1 | 4 | 11 |
| 1 | Kam Jones | G | 33:53 | 6-12 | 2-7 | 1-1 | 0 | 1 | 1 | 2 | 1 | 15 | 1 | 1 | 3 | 0 | 1 | 19 |
| 4 | Stevie Mitchell | G | 17:08 | 1-3 | 0-0 | 2-4 | 0 | 2 | 2 | 1 | 2 | 4 | 0 | 0 | 0 | 0 | 2 | -1 |
| 11 | Tyler Kolek | G | 32:59 | 3-6 | 0-2 | 0-0 | 1 | 4 | 5 | 2 | 1 | 6 | 8 | 5 | 0 | 1 | 1 | 2 |
| 5 | Chase Ross | | 10:18 | 1-3 | 0-0 | 0-0 | 1 | 0 | 1 | 3 | 1 | 2 | 1 | 0 | 0 | 0 | 1 | -1 |
| 23 | David Joplin | | 17:58 | 3-5 | 1-2 | 2-2 | 0 | 2 | 2 | 1 | 1 | 9 | 0 | 2 | 0 | 0 | 0 | 11 |
| 22 | Sean Jones | | 13:54 | 3-4 | 1-1 | 0-0 | 0 | 1 | 1 | 0 | 0 | 7 | 2 | 0 | 3 | 0 | 1 | -4 |
| 21 | Ben Gold | | 04:08 | 1-2 | 1-2 | 0-0 | 0 | 0 | 0 | 2 | 0 | 3 | 0 | 1 | 0 | 0 | 0 | -5 |
| Team | | | | | | | 5 | 3 | 8 | | | 0 | | 0 | | | | |
| **Totals** | | | | 30-59 | 6-16 | 16-19 | 10 | 19 | 29 | 15 | 14 | 82 | 16 | 11 | 8 | 3 | 11 | 6 |

| Shooting By Period | | |
|---|---|---|
| 1st FG% | 15-34 | 44.1% |
| 3PT% | 3-9 | 33.3% |
| FT% | 0-0 | 0% |
| 2nd FG% | 15-25 | 60.0% |
| 3PT% | 3-7 | 42.9% |
| FT% | 16-19 | 84.2% |
| GM FG% | 30-59 | 50.8% |
| 3PT% | 6-16 | 37.5% |
| FT% | 16-19 | 84.2% |

Dead Ball Rebounds: 1, 1

**Technical Fouls:**:NONE

| | CON | MAR |
|---|---|---|
| Biggest lead | 11 (1st 6:19) | 9 (2nd 2:31) |
| Best Scoring Run | 16(1st 6:19) | 9(1st 2:48) |
| Lead Changes | 2 | |
| Times Tied | 9 | |
| Time with Lead | 13:03 | 23:15 |

| Points from | CON | MAR |
|---|---|---|
| Turnovers | 14 | 20 |
| Paint | 44 | 34 |
| Second Chance | 20 | 13 |
| Fast Breaks | 15 | 24 |
| Bench | 25 | 21 |

| Period by Period Scoring | 1st | 2nd | TOT |
|---|---|---|---|
| CON | 37 | 39 | 76 |
| MAR | 33 | 49 | 82 |

## Game #19 - St. John's 85, UConn 74

January 15, 2023 - XL Center, Hartford, Conn.

Official Basketball Box Score - Final
**St. John's (NY) at UConn**
01/15/23 XL Center, Hartford, Conn.
2022-23 Men's Basketball

**Game Time:** 12:00 PM
**Game Duration:** 2:24
**Attendance:** 15,564

**Officials:** Jeff Anderson, Ron Groover, Earl Walton

**St. John's (NY) - 85** Record: 13-6 (3-5)

| NO. | Name | | Min | FG M-A | 3P M-A | FT M-A | Rebounds OR | DR | TOT | Fouls PF | FD | TP | AS | TO | ST | Blocks BS | BA | +/- |
|---|---|---|---|---|---|---|---|---|---|---|---|---|---|---|---|---|---|---|
| 4 | O'Mar Stanley | F | 06:01 | 0-0 | 0-0 | 0-0 | 0 | 2 | 2 | 2 | 0 | 0 | 0 | 0 | 0 | 0 | 0 | 2 |
| 11 | Joel Soriano | F | 34:56 | 7-10 | 0-0 | 5-8 | 4 | 9 | 13 | 2 | 5 | 19 | 1 | 1 | 0 | 0 | 0 | 8 |
| 0 | Posh Alexander | G | 33:25 | 3-6 | 0-1 | 8-9 | 1 | 2 | 3 | 3 | 8 | 14 | 3 | 3 | 2 | 0 | 0 | 11 |
| 2 | AJ Storr | G | 24:10 | 5-9 | 1-4 | 3-4 | 1 | 3 | 4 | 3 | 3 | 14 | 0 | 1 | 0 | 0 | 0 | 8 |
| 5 | Dylan Addae-Wusu | G | 33:18 | 4-8 | 0-3 | 4-4 | 1 | 3 | 4 | 2 | 3 | 12 | 3 | 3 | 4 | 1 | 0 | 14 |
| 3 | Andre Curbelo | | 20:57 | 5-12 | 0-1 | 0-4 | 0 | 0 | 0 | 5 | 3 | 10 | 2 | 0 | 1 | 0 | 0 | 0 |
| 23 | David Jones | | 13:09 | 1-5 | 0-1 | 0-0 | 0 | 1 | 1 | 3 | 1 | 2 | 0 | 1 | 0 | 0 | 1 | 1 |
| 24 | Rafael Pinzon | | 27:11 | 4-7 | 1-3 | 3-6 | 0 | 3 | 3 | 1 | 4 | 12 | 1 | 1 | 0 | 0 | 0 | 10 |
| 22 | Esahia Nyiwe | | 05:04 | 1-1 | 0-0 | 0-2 | 1 | 0 | 1 | 0 | 1 | 2 | 0 | 0 | 0 | 0 | 0 | 3 |
| 12 | Kolby King | | 01:49 | 0-0 | 0-0 | 0-0 | 0 | 0 | 0 | 0 | 0 | 0 | 0 | 0 | 0 | 0 | 0 | -2 |
| Team | | | | | | | 0 | 0 | 0 | | | 0 | | 0 | | | | |
| **Totals** | | | | 30-58 | 2-13 | 23-37 | 8 | 23 | 31 | 21 | 28 | 85 | 10 | 10 | 7 | 1 | 1 | 11 |

| Shooting By Period | | |
|---|---|---|
| 1st FG% | 14-29 | 48.3% |
| 3PT% | 2-6 | 33.3% |
| FT% | 8-16 | 50% |
| 2nd FG% | 16-29 | 55.2% |
| 3PT% | 0-7 | 0.0% |
| FT% | 15-21 | 71.4% |
| GM FG% | 30-58 | 51.7% |
| 3PT% | 2-13 | 15.4% |
| FT% | 23-37 | 62.2% |

Dead Ball Rebounds: 6, 0

**Technical Fouls:** Alexander 1st 3:49 Curbelo 2nd 0:10

**UConn - 74** Record: 15-4 (4-4)

| NO. | Name | | Min | FG M-A | 3P M-A | FT M-A | Rebounds OR | DR | TOT | Fouls PF | FD | TP | AS | TO | ST | Blocks BS | BA | +/- |
|---|---|---|---|---|---|---|---|---|---|---|---|---|---|---|---|---|---|---|
| 11 | Alex Karaban | F | 37:10 | 5-11 | 2-7 | 4-5 | 2 | 3 | 5 | 4 | 3 | 16 | 1 | 0 | 0 | 0 | 1 | -8 |
| 21 | Adama Sanogo | F | 29:55 | 6-9 | 0-1 | 2-2 | 2 | 8 | 10 | 4 | 1 | 14 | 3 | 2 | 1 | 0 | 0 | -7 |
| 2 | Tristen Newton | G | 18:17 | 0-1 | 0-1 | 0-2 | 0 | 1 | 1 | 1 | 1 | 0 | 1 | 1 | 0 | 0 | 0 | -10 |
| 24 | Jordan Hawkins | G | 37:13 | 9-16 | 4-9 | 9-9 | 3 | 2 | 5 | 3 | 8 | 31 | 2 | 7 | 1 | 0 | 0 | -8 |
| 44 | Andre Jackson Jr. | G | 19:53 | 0-2 | 0-0 | 2-4 | 1 | 5 | 6 | 5 | 2 | 2 | 1 | 2 | 1 | 0 | 0 | -8 |
| 32 | Donovan Clingan | | 09:08 | 0-0 | 0-0 | 0-0 | 0 | 5 | 5 | 4 | 2 | 0 | 0 | 3 | 0 | 1 | 0 | -6 |
| 5 | Hassan Diarra | | 19:42 | 1-4 | 0-0 | 2-3 | 0 | 0 | 0 | 2 | 1 | 4 | 4 | 3 | 1 | 0 | 0 | 1 |
| 4 | Nahiem Alleyne | | 14:07 | 0-4 | 0-4 | 1-2 | 0 | 2 | 2 | 2 | 1 | 1 | 0 | 1 | 0 | 0 | 0 | -6 |
| 3 | Joey Calcaterra | | 13:38 | 2-8 | 2-4 | 0-0 | 3 | 1 | 4 | 5 | 0 | 6 | 1 | 1 | 0 | 0 | 0 | -4 |
| 33 | Apostolos Roumoglou | | 00:57 | 0-0 | 0-0 | 0-0 | 0 | 0 | 0 | 0 | 0 | 0 | 0 | 0 | 0 | 0 | 0 | 1 |
| Team | | | | | | | 1 | 1 | 2 | | | 0 | | 1 | | | | |
| **Totals** | | | | 23-55 | 8-26 | 20-27 | 12 | 28 | 40 | 30 | 19 | 74 | 13 | 21 | 4 | 1 | 1 | -11 |

| Shooting By Period | | |
|---|---|---|
| 1st FG% | 11-22 | 50.0% |
| 3PT% | 4-9 | 44.4% |
| FT% | 12-18 | 66.7% |
| 2nd FG% | 12-33 | 36.4% |
| 3PT% | 4-17 | 23.5% |
| FT% | 8-9 | 88.9% |
| GM FG% | 23-55 | 41.8% |
| 3PT% | 8-26 | 30.8% |
| FT% | 20-27 | 74.1% |

Dead Ball Rebounds: 4, 0

**Technical Fouls:** Diarra 1st 3:49 Sanogo 2nd 0:56

| | STJ | UCONN |
|---|---|---|
| Biggest lead | 16 (2nd 1:59) | 8 (1st 13:36) |
| Best Scoring Run | 9 (2nd 3:55) | 6 (1st 18:14) |
| Lead Changes | 6 | |
| Times Tied | 3 | |
| Time with Lead | 23:11 | 15:00 |

| Points from | STJ | UCONN |
|---|---|---|
| Turnovers | 22 | 7 |
| Paint | 44 | 28 |
| Second Chance | 5 | 13 |
| Fast Breaks | 13 | 0 |
| Bench | 26 | 11 |

| Period by Period Scoring | 1st | 2nd | TOT |
|---|---|---|---|
| STJ | 38 | 47 | 85 |
| UCONN | 38 | 36 | 74 |

## Game #20 - Seton Hall 67, UConn 66

January 18, 2023 - Prudential Center, Newark, N.J.

Official Basketball Box Score - Final
**UConn at Seton Hall**
01/18/23 Prudential Center, Newark
2022-23 Seton Hall Men's Basketball

**Game Time:** 6:30 PM
**Game Duration:** 2:10
**Attendance:** 9,710

**Officials:** James Breeding, Mike Roberts, Jeffery Clark

**UConn - 66** Record: 15-5 (4-5)

| NO. | Name | | Min | FG M-A | 3P M-A | FT M-A | Rebounds OR | DR | TOT | Fouls PF | FD | TP | AS | TO | ST | Blocks BS | BA | +/- |
|---|---|---|---|---|---|---|---|---|---|---|---|---|---|---|---|---|---|---|
| 11 | Alex Karaban | F | 32:40 | 3-9 | 3-7 | 0-0 | 1 | 2 | 3 | 1 | 0 | 9 | 2 | 2 | 1 | 0 | 1 | -1 |
| 21 | Adama Sanogo | F | 28:28 | 6-14 | 0-0 | 4-4 | 1 | 4 | 5 | 5 | 3 | 16 | 0 | 3 | 0 | 0 | 4 | -10 |
| 2 | Tristen Newton | G | 29:07 | 2-5 | 1-4 | 6-6 | 1 | 2 | 3 | 2 | 4 | 11 | 4 | 3 | 1 | 0 | 0 | 1 |
| 24 | Jordan Hawkins | G | 33:39 | 4-8 | 3-6 | 2-2 | 0 | 6 | 6 | 1 | 5 | 13 | 2 | 1 | 2 | 0 | 0 | 1 |
| 44 | Andre Jackson Jr. | G | 31:23 | 2-4 | 1-1 | 0-0 | 4 | 6 | 10 | 2 | 0 | 5 | 4 | 3 | 0 | 0 | 0 | 0 |
| 4 | Nahiem Alleyne | | 07:19 | 0-2 | 0-1 | 0-0 | 0 | 0 | 0 | 0 | 0 | 0 | 1 | 0 | 0 | 0 | 1 | 0 |
| 32 | Donovan Clingan | | 11:30 | 3-8 | 0-0 | 1-2 | 3 | 3 | 6 | 4 | 3 | 7 | 0 | 3 | 0 | 2 | 0 | 9 |
| 5 | Hassan Diarra | | 15:02 | 1-3 | 0-2 | 0-0 | 2 | 1 | 3 | 4 | 0 | 2 | 1 | 1 | 0 | 0 | 0 | 2 |
| 3 | Joey Calcaterra | | 10:52 | 1-3 | 1-2 | 0-0 | 0 | 2 | 2 | 2 | 0 | 3 | 2 | 1 | 0 | 0 | 0 | -7 |
| Team | | | | | | | 0 | 2 | 2 | | | 0 | | 1 | | | | |
| **Totals** | | | | 22-56 | 9-23 | 13-14 | 12 | 28 | 40 | 21 | 15 | 66 | 16 | 18 | 4 | 2 | 6 | -1 |

| Shooting By Period | | |
|---|---|---|
| 1st FG% | 15-32 | 46.9% |
| 3PT% | 7-15 | 46.7% |
| FT% | 3-3 | 100% |
| 2nd FG% | 7-24 | 29.2% |
| 3PT% | 2-8 | 25.0% |
| FT% | 10-11 | 90.9% |
| GM FG% | 22-56 | 39.3% |
| 3PT% | 9-23 | 39.1% |
| FT% | 13-14 | 92.9% |

Dead Ball Rebounds: 2, 1

**Technical Fouls:**:NONE

**Seton Hall - 67** Record: 12-8 (5-4)

| NO. | Name | | Min | FG M-A | 3P M-A | FT M-A | Rebounds OR | DR | TOT | Fouls PF | FD | TP | AS | TO | ST | Blocks BS | BA | +/- |
|---|---|---|---|---|---|---|---|---|---|---|---|---|---|---|---|---|---|---|
| 4 | Tyrese Samuel | F | 27:29 | 3-9 | 0-0 | 3-4 | 5 | 2 | 7 | 4 | 2 | 9 | 0 | 0 | 2 | 1 | 2 | 8 |
| 13 | KC Ndefo | F | 28:18 | 6-8 | 0-1 | 2-4 | 5 | 3 | 8 | 1 | 5 | 14 | 1 | 1 | 1 | 2 | 0 | 7 |
| 0 | Kadary Richmond | G | 35:11 | 5-11 | 0-2 | 8-10 | 0 | 10 | 10 | 2 | 7 | 18 | 1 | 2 | 2 | 1 | 0 | 6 |
| 2 | Al-Amir Dawes | G | 33:33 | 4-14 | 1-8 | 2-2 | 0 | 1 | 1 | 1 | 1 | 11 | 2 | 3 | 2 | 0 | 0 | 10 |
| 21 | Femi Odukale | G | 33:49 | 2-6 | 0-2 | 1-3 | 0 | 2 | 2 | 4 | 4 | 5 | 3 | 1 | 0 | 0 | 0 | -10 |
| 1 | Tray Jackson | | 12:31 | 1-2 | 1-2 | 0-0 | 0 | 0 | 0 | 2 | 0 | 3 | 0 | 0 | 1 | 1 | 0 | -7 |
| 14 | Dre Davis | | 11:42 | 1-2 | 1-2 | 0-0 | 0 | 2 | 2 | 0 | 1 | 3 | 0 | 1 | 0 | 1 | 0 | -6 |
| 15 | Jamir Harris | | 17:27 | 1-4 | 1-4 | 1-2 | 0 | 0 | 0 | 1 | 1 | 4 | 0 | 1 | 0 | 0 | 0 | -3 |
| Team | | | | | | | 1 | 1 | 2 | | | 0 | | 0 | | | | |
| **Totals** | | | | 23-56 | 4-21 | 17-25 | 11 | 21 | 32 | 16 | 21 | 67 | 7 | 9 | 8 | 6 | 2 | 1 |

| Shooting By Period | | |
|---|---|---|
| 1st FG% | 10-27 | 37.0% |
| 3PT% | 2-11 | 18.2% |
| FT% | 4-10 | 40% |
| 2nd FG% | 13-29 | 44.8% |
| 3PT% | 2-10 | 20.0% |
| FT% | 13-15 | 86.7% |
| GM FG% | 23-56 | 41.1% |
| 3PT% | 4-21 | 19.0% |
| FT% | 17-25 | 68.0% |

Dead Ball Rebounds: 1, 0

**Technical Fouls:**Coach 2nd 11:47

| | UCO | SHU |
|---|---|---|
| Biggest lead | 17 (1st 3:06) | 1 (2nd 1:12) |
| Best Scoring Run | 11(1st 3:38) | 8(2nd 14:19) |
| Lead Changes | 3 | |
| Times Tied | 1 | |
| Time with Lead | 39:20 | 00:08 |

| Points from | UCO | SHU |
|---|---|---|
| Turnovers | 6 | 15 |
| Paint | 26 | 34 |
| Second Chance | 13 | 11 |
| Fast Breaks | 7 | 4 |
| Bench | 12 | 10 |

| Period by Period Scoring | 1st | 2nd | TOT |
|---|---|---|---|
| UCO | 40 | 26 | 66 |
| SHU | 26 | 41 | 67 |

# 2022-23 UCONN GAME-BY-GAME BOX SCORES

## Game #21 - UConn 86, Butler 56

January 22, 2023 - XL Center, Hartford, Conn.

Official Basketball Box Score - Final
**Butler at UConn**
01/22/23 XL Center, Hartford, Conn.
2022-23 Men's Basketball

**Game Time:** 12:00 PM
**Game Duration:** 1:52
**Attendance:** 15,564

**Officials:** Pat Driscoll, Paul Szelc, Ray Natili

**Butler - 56** Record: 11-10 (3-7)

| NO. | Name | | Min | FG M-A | 3P M-A | FT M-A | Rebounds OR | DR | TOT | Fouls PF | FD | TP | AS | TO | ST | Blocks BS | BA | +/- |
|---|---|---|---|---|---|---|---|---|---|---|---|---|---|---|---|---|---|---|
| 24 | Ali Ali | F | 21:27 | 0-1 | 0-0 | 0-0 | 0 | 0 | 0 | 2 | 2 | 0 | 0 | 1 | 0 | 0 | 0 | -31 |
| 41 | Simas Lukosius | F | 31:57 | 4-8 | 0-3 | 4-4 | 2 | 4 | 6 | 0 | 2 | 12 | 1 | 1 | 0 | 0 | 0 | -32 |
| 1 | Jalen Thomas | C | 15:16 | 0-5 | 0-1 | 0-0 | 0 | 3 | 3 | 1 | 0 | 0 | 1 | 0 | 0 | 1 | 1 | -21 |
| 2 | Eric Hunter Jr. | G | 20:04 | 0-4 | 0-3 | 0-0 | 0 | 2 | 2 | 0 | 0 | 0 | 1 | 2 | 0 | 0 | 0 | -23 |
| 3 | Chuck Harris | G | 31:21 | 4-12 | 2-4 | 6-6 | 0 | 0 | 0 | 2 | 4 | 16 | 3 | 1 | 5 | 1 | 2 | -32 |
| 13 | Jayden Taylor | | 22:43 | 4-9 | 1-2 | 2-2 | 1 | 4 | 5 | 4 | 2 | 11 | 2 | 2 | 1 | 0 | 0 | -8 |
| 22 | Connor Turnbull | | 14:07 | 2-2 | 2-2 | 0-0 | 0 | 0 | 0 | 4 | 0 | 6 | 0 | 1 | 0 | 3 | 0 | -8 |
| 14 | Pierce Thomas | | 05:22 | 0-3 | 0-1 | 0-0 | 0 | 1 | 1 | 2 | 0 | 0 | 0 | 0 | 0 | 0 | 0 | -7 |
| 0 | D.J. Hughes | | 13:42 | 1-1 | 0-0 | 2-2 | 1 | 1 | 2 | 1 | 1 | 4 | 0 | 1 | 0 | 0 | 0 | 5 |
| 12 | Myles Tate | | 11:32 | 1-5 | 0-1 | 2-2 | 0 | 3 | 3 | 1 | 1 | 4 | 0 | 1 | 0 | 0 | 1 | 3 |
| 11 | Myles Wilmoth | | 12:29 | 1-2 | 1-2 | 0-0 | 0 | 0 | 0 | 0 | 0 | 3 | 0 | 0 | 0 | 3 | 0 | 4 |
| Team | | | | | | | 0 | 0 | 0 | | | 0 | | 1 | | | | |
| **Totals** | | | | 17-52 | 6-19 | 16-16 | 4 | 18 | 22 | 17 | 12 | 56 | 8 | 11 | 6 | 8 | 4 | -30 |

**Technical Fouls:** NONE

| Shooting By Period | | |
|---|---|---|
| 1st FG% | 6-25 | 24.0% |
| 3PT% | 3-10 | 30.0% |
| FT% | 8-8 | 100% |
| 2nd FG% | 11-27 | 40.7% |
| 3PT% | 3-9 | 33.3% |
| FT% | 8-8 | 100% |
| GM FG% | 17-52 | 32.7% |
| 3PT% | 6-19 | 31.6% |
| FT% | 16-16 | 100.0% |

Dead Ball Rebounds: 0, 0

**UConn - 86** Record: 16-5 (5-5)

| NO. | Name | | Min | FG M-A | 3P M-A | FT M-A | Rebounds OR | DR | TOT | Fouls PF | FD | TP | AS | TO | ST | Blocks BS | BA | +/- |
|---|---|---|---|---|---|---|---|---|---|---|---|---|---|---|---|---|---|---|
| 11 | Alex Karaban | F | 30:27 | 5-9 | 3-4 | 2-2 | 1 | 4 | 5 | 1 | 2 | 15 | 1 | 0 | 1 | 0 | 3 | 35 |
| 21 | Adama Sanogo | F | 23:25 | 6-12 | 0-1 | 5-6 | 7 | 7 | 14 | 2 | 4 | 17 | 3 | 1 | 0 | 2 | 1 | 24 |
| 2 | Tristen Newton | G | 24:47 | 3-6 | 0-1 | 5-6 | 0 | 4 | 4 | 2 | 3 | 11 | 2 | 2 | 1 | 0 | 0 | 29 |
| 24 | Jordan Hawkins | G | 28:19 | 7-14 | 2-8 | 4-5 | 0 | 6 | 6 | 0 | 3 | 20 | 0 | 0 | 0 | 0 | 0 | 34 |
| 44 | Andre Jackson Jr. | G | 25:29 | 1-3 | 0-0 | 0-0 | 1 | 3 | 4 | 2 | 1 | 2 | 4 | 0 | 1 | 1 | 0 | 30 |
| 3 | Joey Calcaterra | | 15:00 | 2-6 | 1-3 | 0-0 | 0 | 1 | 1 | 0 | 0 | 5 | 2 | 2 | 0 | 0 | 1 | 8 |
| 32 | Donovan Clingan | | 13:59 | 2-2 | 0-0 | 0-4 | 2 | 2 | 4 | 0 | 3 | 4 | 1 | 1 | 1 | 0 | 0 | 12 |
| 5 | Hassan Diarra | | 14:03 | 3-3 | 1-1 | 1-2 | 0 | 0 | 0 | 2 | 1 | 8 | 3 | 0 | 1 | 1 | 0 | 7 |
| 4 | Nahiem Alleyne | | 11:33 | 1-3 | 0-0 | 0-0 | 1 | 2 | 3 | 2 | 0 | 2 | 2 | 1 | 1 | 0 | 0 | 2 |
| 35 | Samson Johnson | | 06:30 | 1-4 | 0-1 | 0-0 | 2 | 0 | 2 | 0 | 2 | 2 | 1 | 1 | 0 | 0 | 1 | -7 |
| 33 | Apostolos Roumoglou | | 02:36 | 0-1 | 0-0 | 0-0 | 0 | 0 | 0 | 1 | 0 | 0 | 0 | 0 | 0 | 0 | 1 | -6 |
| 13 | Richie Springs | | 00:24 | 0-0 | 0-0 | 0-0 | 0 | 0 | 0 | 0 | 0 | 0 | 0 | 0 | 0 | 0 | 0 | -3 |
| 20 | Andrew Hurley | | 01:10 | 0-0 | 0-0 | 0-0 | 0 | 0 | 0 | 0 | 0 | 0 | 0 | 0 | 0 | 0 | 0 | -6 |
| 30 | Yarin Hasson | | 00:46 | 0-1 | 0-0 | 0-0 | 1 | 0 | 1 | 0 | 0 | 0 | 0 | 0 | 0 | 0 | 1 | -3 |
| 40 | Andre Johnson Jr. | | 00:46 | 0-0 | 0-0 | 0-0 | 0 | 0 | 0 | 0 | 0 | 0 | 0 | 0 | 0 | 0 | 0 | -3 |
| 41 | Emmett Hendry | | 00:46 | 0-0 | 0-0 | 0-0 | 0 | 0 | 0 | 0 | 0 | 0 | 0 | 0 | 0 | 0 | 0 | -3 |
| Team | | | | | | | 3 | 1 | 4 | | | 0 | | 0 | | | | |
| **Totals** | | | | 31-64 | 7-19 | 17-25 | 18 | 30 | 48 | 12 | 17 | 86 | 19 | 8 | 6 | 4 | 8 | 30 |

**Technical Fouls:** NONE

| Shooting By Period | | |
|---|---|---|
| 1st FG% | 15-33 | 45.5% |
| 3PT% | 3-9 | 33.3% |
| FT% | 12-17 | 70.6% |
| 2nd FG% | 16-31 | 51.6% |
| 3PT% | 4-10 | 40.0% |
| FT% | 5-8 | 62.5% |
| GM FG% | 31-64 | 48.4% |
| 3PT% | 7-19 | 36.8% |
| FT% | 17-25 | 68.0% |

Dead Ball Rebounds: 5, 1

| | BUTLER | UCONN |
|---|---|---|
| Biggest lead | 0 (1st 20:00) | 37 (2nd 5:10) |
| Best Scoring Run | 6 (2nd 0:07) | 13 (2nd 16:18) |
| Lead Changes | 0 | |
| Times Tied | 0 | |
| Time with Lead | 00:00 | 38:32 |

| Points from | BUTLER | UCONN |
|---|---|---|
| Turnovers | 10 | 17 |
| Paint | 18 | 42 |
| Second Chance | 4 | 18 |
| Fast Breaks | 6 | 11 |
| Bench | 28 | 21 |

| Period by Period Scoring | 1st | 2nd | TOT |
|---|---|---|---|
| BUTLER | 23 | 33 | 56 |
| UCONN | 45 | 41 | 86 |

## Game #22 - Xavier 82, UConn 79

January 25, 2023 - Gampel Pavilion, Storrs, Conn.

Official Basketball Box Score - Final
**Xavier at UConn**
01/25/23 Harry A. Gampel Pavilion, Storrs, Conn.
2022-23 Men's Basketball

**Game Time:** 6:30 PM
**Game Duration:** 2:15
**Attendance:** 10,167

**Officials:** Jeff Anderson, Matt Potter, Tony Chiazza

**Xavier - 82** Record: 17-4 (9-1)

| NO. | Name | | Min | FG M-A | 3P M-A | FT M-A | Rebounds OR | DR | TOT | Fouls PF | FD | TP | AS | TO | ST | Blocks BS | BA | +/- |
|---|---|---|---|---|---|---|---|---|---|---|---|---|---|---|---|---|---|---|
| 24 | Jack Nunge | F | 31:34 | 6-10 | 0-2 | 0-0 | 2 | 5 | 7 | 3 | 1 | 12 | 0 | 1 | 0 | 0 | 1 | -1 |
| 32 | Zach Freemantle | F | 20:32 | 2-5 | 1-1 | 4-6 | 0 | 5 | 5 | 5 | 3 | 9 | 1 | 2 | 2 | 1 | 0 | 6 |
| 0 | Souley Boum | G | 33:20 | 6-12 | 5-7 | 4-4 | 0 | 4 | 4 | 3 | 3 | 21 | 3 | 3 | 1 | 0 | 1 | -7 |
| 3 | Colby Jones | G | 36:28 | 8-16 | 3-6 | 1-1 | 2 | 0 | 2 | 2 | 4 | 20 | 4 | 6 | 1 | 0 | 1 | -3 |
| 5 | Adam Kunkel | G | 32:37 | 1-5 | 1-3 | 0-0 | 0 | 0 | 0 | 3 | 1 | 3 | 4 | 1 | 2 | 0 | 0 | 13 |
| 1 | Desmond Claude | | 20:28 | 3-4 | 0-1 | 0-1 | 2 | 2 | 4 | 1 | 3 | 6 | 3 | 0 | 0 | 0 | 0 | 11 |
| 2 | Jerome Hunter | | 25:01 | 5-6 | 0-0 | 1-1 | 1 | 2 | 3 | 2 | 2 | 11 | 2 | 0 | 0 | 1 | 0 | -4 |
| Team | | | | | | | 1 | 3 | 4 | | | 0 | | 2 | | | | |
| **Totals** | | | | 31-58 | 10-20 | 10-13 | 8 | 21 | 29 | 19 | 17 | 82 | 17 | 15 | 6 | 2 | 3 | 3 |

**Technical Fouls:** Freemantle 2nd 10:19

| Shooting By Period | | |
|---|---|---|
| 1st FG% | 16-32 | 50.0% |
| 3PT% | 5-11 | 45.5% |
| FT% | 2-2 | 100% |
| 2nd FG% | 15-26 | 57.7% |
| 3PT% | 5-9 | 55.6% |
| FT% | 8-11 | 72.7% |
| GM FG% | 31-58 | 53.4% |
| 3PT% | 10-20 | 50.0% |
| FT% | 10-13 | 76.9% |

Dead Ball Rebounds: 4, 1

**UConn - 79** Record: 16-6 (5-6)

| NO. | Name | | Min | FG M-A | 3P M-A | FT M-A | Rebounds OR | DR | TOT | Fouls PF | FD | TP | AS | TO | ST | Blocks BS | BA | +/- |
|---|---|---|---|---|---|---|---|---|---|---|---|---|---|---|---|---|---|---|
| 11 | Alex Karaban | F | 35:15 | 2-5 | 1-3 | 0-1 | 1 | 2 | 3 | 1 | 2 | 5 | 1 | 0 | 1 | 0 | 1 | -2 |
| 21 | Adama Sanogo | F | 33:11 | 4-7 | 1-1 | 2-2 | 5 | 4 | 9 | 2 | 2 | 11 | 4 | 1 | 2 | 0 | 0 | 2 |
| 2 | Tristen Newton | G | 34:38 | 6-12 | 2-5 | 9-11 | 3 | 1 | 4 | 3 | 6 | 23 | 4 | 5 | 1 | 0 | 0 | 5 |
| 24 | Jordan Hawkins | G | 36:32 | 8-16 | 5-10 | 7-7 | 2 | 2 | 4 | 5 | 4 | 28 | 1 | 3 | 0 | 1 | 0 | 1 |
| 44 | Andre Jackson Jr. | G | 25:41 | 3-12 | 0-3 | 0-0 | 2 | 0 | 2 | 3 | 1 | 6 | 2 | 1 | 1 | 0 | 0 | 1 |
| 4 | Nahiem Alleyne | | 13:28 | 1-3 | 1-3 | 1-2 | 0 | 2 | 2 | 1 | 2 | 4 | 0 | 1 | 0 | 0 | 0 | -11 |
| 32 | Donovan Clingan | | 06:49 | 1-2 | 0-0 | 0-2 | 1 | 2 | 3 | 2 | 1 | 2 | 0 | 1 | 0 | 1 | 0 | -6 |
| 3 | Joey Calcaterra | | 05:35 | 0-3 | 0-3 | 0-0 | 0 | 0 | 0 | 0 | 0 | 0 | 0 | 0 | 0 | 0 | 0 | 1 |
| 5 | Hassan Diarra | | 08:51 | 0-1 | 0-0 | 0-0 | 0 | 1 | 1 | 1 | 0 | 0 | 0 | 0 | 0 | 1 | 1 | -6 |
| Team | | | | | | | 2 | 4 | 6 | | | 0 | | 0 | | | | |
| **Totals** | | | | 25-61 | 10-28 | 19-25 | 16 | 18 | 34 | 18 | 18 | 79 | 12 | 12 | 5 | 3 | 2 | -3 |

**Technical Fouls:** Clingan 2nd 10:19

| Shooting By Period | | |
|---|---|---|
| 1st FG% | 10-31 | 32.3% |
| 3PT% | 1-13 | 7.7% |
| FT% | 3-4 | 75% |
| 2nd FG% | 15-30 | 50.0% |
| 3PT% | 9-15 | 60.0% |
| FT% | 16-21 | 76.2% |
| GM FG% | 25-61 | 41.0% |
| 3PT% | 10-28 | 35.7% |
| FT% | 19-25 | 76.0% |

Dead Ball Rebounds: 4, 0

| | XAVIER | UCONN |
|---|---|---|
| Biggest lead | 17 (1st 3:45) | 0 (1st 20:00) |
| Best Scoring Run | 10 (2nd 9:19) | 7 (2nd 4:52) |
| Lead Changes | 0 | |
| Times Tied | 0 | |
| Time with Lead | 39:24 | 00:00 |

| Points from | XAVIER | UCONN |
|---|---|---|
| Turnovers | 7 | 18 |
| Paint | 32 | 26 |
| Second Chance | 12 | 16 |
| Fast Breaks | 2 | 9 |
| Bench | 17 | 6 |

| Period by Period Scoring | 1st | 2nd | TOT |
|---|---|---|---|
| XAVIER | 39 | 43 | 82 |
| UCONN | 24 | 55 | 79 |

## Game #23 - UConn 90, DePaul 76

January 31, 2023 - Wintrust Arena, Chicago, Ill.

Official Basketball Box Score - Final
**UConn at DePaul**
01/31/23 Wintrust Arena, Chicago, Ill.
2022-23 Men's Basketball

**Game Time:** 7:00 PM
**Game Duration:** 2:08
**Attendance:** 3,956

**Officials:** James Breeding, Bert Smith, Paul Szelc

**UConn - 90** Record: 17-6 (6-6)

| NO. | Name | | Min | FG M-A | 3P M-A | FT M-A | Rebounds OR | DR | TOT | Fouls PF | FD | TP | AS | TO | ST | Blocks BS | BA | +/- |
|---|---|---|---|---|---|---|---|---|---|---|---|---|---|---|---|---|---|---|
| 11 | Alex Karaban | F | 20:25 | 1-3 | 0-1 | 2-2 | 0 | 4 | 4 | 4 | 1 | 4 | 5 | 1 | 0 | 1 | 1 | 1 |
| 21 | Adama Sanogo | F | 26:04 | 10-13 | 0-0 | 5-6 | 1 | 8 | 9 | 5 | 4 | 25 | 0 | 0 | 0 | 1 | 2 | 5 |
| 2 | Tristen Newton | G | 33:24 | 6-12 | 1-4 | 8-8 | 0 | 0 | 0 | 2 | 6 | 21 | 3 | 0 | 3 | 0 | 1 | 19 |
| 24 | Jordan Hawkins | G | 38:08 | 6-11 | 2-4 | 12-14 | 1 | 4 | 5 | 2 | 5 | 26 | 1 | 1 | 0 | 1 | 0 | 14 |
| 44 | Andre Jackson Jr. | G | 26:06 | 1-4 | 0-1 | 0-0 | 2 | 6 | 8 | 5 | 1 | 2 | 4 | 5 | 1 | 0 | 0 | 4 |
| 4 | Nahiem Alleyne | | 22:59 | 2-7 | 1-4 | 0-0 | 0 | 0 | 0 | 3 | 0 | 5 | 1 | 1 | 0 | 0 | 1 | 12 |
| 32 | Donovan Clingan | | 19:12 | 1-2 | 0-0 | 3-4 | 5 | 4 | 9 | 2 | 2 | 5 | 0 | 0 | 0 | 3 | 0 | 14 |
| 5 | Hassan Diarra | | 05:28 | 0-1 | 0-1 | 0-0 | 0 | 0 | 0 | 1 | 1 | 0 | 0 | 1 | 0 | 0 | 0 | -3 |
| 35 | Samson Johnson | | 05:14 | 1-2 | 0-1 | 0-0 | 1 | 0 | 1 | 0 | 0 | 2 | 0 | 1 | 1 | 0 | 0 | 6 |
| 3 | Joey Calcaterra | | 02:34 | 0-0 | 0-0 | 0-0 | 0 | 0 | 0 | 1 | 0 | 0 | 1 | 1 | 0 | 0 | 0 | 1 |
| 33 | Apostolos Roumoglou | | 00:26 | 0-0 | 0-0 | 0-0 | 0 | 0 | 0 | 0 | 0 | 0 | 0 | 0 | 0 | 0 | 0 | -3 |
| Team | | | | | | | 2 | 0 | 2 | | | 0 | | 0 | | | | |
| **Totals** | | | | 28-55 | 4-16 | 30-34 | 12 | 26 | 38 | 25 | 20 | 90 | 15 | 11 | 5 | 6 | 5 | 14 |

**Technical Fouls:** Jackson Jr. 2nd 2:15

| Shooting By Period | | |
|---|---|---|
| 1st FG% | 17-33 | 51.5% |
| 3PT% | 2-9 | 22.2% |
| FT% | 10-11 | 90.9% |
| 2nd FG% | 11-22 | 50.0% |
| 3PT% | 2-7 | 28.6% |
| FT% | 20-23 | 87% |
| GM FG% | 28-55 | 50.9% |
| 3PT% | 4-16 | 25.0% |
| FT% | 30-34 | 88.2% |

Dead Ball Rebounds: 5, 1

**DePaul - 76** Record: 9-14 (3-9)

| NO. | Name | | Min | FG M-A | 3P M-A | FT M-A | Rebounds OR | DR | TOT | Fouls PF | FD | TP | AS | TO | ST | Blocks BS | BA | +/- |
|---|---|---|---|---|---|---|---|---|---|---|---|---|---|---|---|---|---|---|
| 1 | Javan Johnson | F | 38:10 | 7-9 | 4-6 | 1-4 | 0 | 3 | 3 | 1 | 4 | 19 | 1 | 2 | 0 | 2 | 0 | -13 |
| 10 | Yor Anei | F | 22:01 | 2-5 | 0-0 | 0-1 | 2 | 1 | 3 | 5 | 4 | 4 | 1 | 1 | 0 | 1 | 2 | 4 |
| 11 | Eral Penn | F | 36:10 | 4-8 | 1-1 | 4-6 | 3 | 1 | 4 | 3 | 4 | 13 | 2 | 0 | 0 | 2 | 1 | -22 |
| 2 | Umoja Gibson | G | 33:48 | 3-10 | 1-5 | 1-2 | 2 | 2 | 4 | 5 | 2 | 8 | 8 | 1 | 2 | 0 | 1 | -15 |
| 23 | Caleb Murphy | G | 19:32 | 1-7 | 0-0 | 0-0 | 2 | 2 | 4 | 0 | 1 | 2 | 2 | 2 | 1 | 0 | 1 | -9 |
| 0 | Zion Cruz | | 08:47 | 1-3 | 0-1 | 2-2 | 0 | 0 | 0 | 3 | 1 | 4 | 1 | 0 | 1 | 0 | 0 | -4 |
| 21 | Da'Sean Nelson | | 21:49 | 4-9 | 1-3 | 7-11 | 1 | 2 | 3 | 3 | 7 | 16 | 0 | 5 | 2 | 0 | 1 | -10 |
| 4 | K.T. Raimey | | 19:43 | 3-5 | 2-4 | 2-2 | 0 | 1 | 1 | 2 | 1 | 10 | 0 | 0 | 1 | 0 | 0 | -1 |
| Team | | | | | | | 2 | 1 | 3 | | | 0 | | 0 | | | | |
| **Totals** | | | | 25-56 | 9-20 | 17-28 | 12 | 13 | 25 | 22 | 24 | 76 | 15 | 11 | 7 | 5 | 6 | -14 |

**Technical Fouls:** Cruz 2nd 16:58 Nelson 2nd 2:15

| Shooting By Period | | |
|---|---|---|
| 1st FG% | 11-28 | 39.3% |
| 3PT% | 3-7 | 42.9% |
| FT% | 8-12 | 66.7% |
| 2nd FG% | 14-28 | 50.0% |
| 3PT% | 6-13 | 46.2% |
| FT% | 9-16 | 56.3% |
| GM FG% | 25-56 | 44.6% |
| 3PT% | 9-20 | 45.0% |
| FT% | 17-28 | 60.7% |

Dead Ball Rebounds: 3, 1

| | UConn | DPU |
|---|---|---|
| Biggest lead | 20 (2nd 16:18) | 4 (1st 17:07) |
| Best Scoring Run | 8(2nd 5:44) | 10(2nd 12:01) |
| Lead Changes | 2 | |
| Times Tied | 3 | |
| Time with Lead | 34:34 | 02:34 |

| Points from | UConn | DPU |
|---|---|---|
| Turnovers | 12 | 14 |
| Paint | 42 | 24 |
| Second Chance | 22 | 16 |
| Fast Breaks | 7 | 8 |
| Bench | 12 | 30 |

| Period by Period Scoring | 1st | 2nd | TOT |
|---|---|---|---|
| UConn | 46 | 44 | 90 |
| DPU | 33 | 43 | 76 |

## Game #24 - UConn 68, Georgetown 62

February 4, 2023 - Capital One Arena, Washington, D.C.

Official Basketball Box Score - Final
**UConn at Georgetown**
02/04/23 Capital One Arena, Washington
2022-23 Men's Basketball

**Game Time:** 12:00 PM
**Game Duration:** 2:00
**Attendance:** 10,621

**Officials:** Matt Potter, Evon Burroughs, Doug Shows

**UConn - 68** Record: 18-6 (7-6)

| NO. | Name | | Min | FG M-A | 3P M-A | FT M-A | Rebounds OR | DR | TOT | Fouls PF | FD | TP | AS | TO | ST | Blocks BS | BA | +/- |
|---|---|---|---|---|---|---|---|---|---|---|---|---|---|---|---|---|---|---|
| 11 | Alex Karaban | F | 28:36 | 4-10 | 3-7 | 0-0 | 2 | 2 | 4 | 0 | 1 | 11 | 4 | 1 | 1 | 1 | 2 | 12 |
| 21 | Adama Sanogo | F | 28:58 | 6-11 | 1-1 | 2-3 | 4 | 2 | 6 | 2 | 3 | 15 | 0 | 0 | 1 | 0 | 2 | 8 |
| 2 | Tristen Newton | G | 33:09 | 6-14 | 3-5 | 0-2 | 3 | 5 | 8 | 1 | 5 | 15 | 6 | 1 | 3 | 1 | 1 | 11 |
| 24 | Jordan Hawkins | G | 35:06 | 4-13 | 2-7 | 0-0 | 2 | 0 | 2 | 3 | 1 | 10 | 0 | 3 | 0 | 2 | 0 | 6 |
| 44 | Andre Jackson Jr. | G | 29:59 | 3-7 | 1-1 | 0-0 | 3 | 7 | 10 | 4 | 1 | 7 | 7 | 2 | 0 | 0 | 1 | 4 |
| 4 | Nahiem Alleyne | | 16:08 | 1-4 | 1-2 | 0-0 | 1 | 2 | 3 | 2 | 1 | 3 | 0 | 1 | 0 | 0 | 1 | -1 |
| 32 | Donovan Clingan | | 10:46 | 1-3 | 0-0 | 0-0 | 1 | 1 | 2 | 2 | 0 | 2 | 2 | 0 | 0 | 1 | 0 | -2 |
| 3 | Joey Calcaterra | | 09:48 | 1-1 | 1-1 | 0-0 | 1 | 0 | 1 | 0 | 0 | 3 | 1 | 0 | 0 | 0 | 0 | -5 |
| 5 | Hassan Diarra | | 05:10 | 1-1 | 0-0 | 0-0 | 0 | 0 | 0 | 0 | 0 | 2 | 0 | 2 | 0 | 0 | 0 | -1 |
| 35 | Samson Johnson | | 02:20 | 0-0 | 0-0 | 0-0 | 0 | 0 | 0 | 0 | 0 | 0 | 0 | 0 | 0 | 0 | 0 | -2 |
| Team | | | | | | | 2 | 0 | 2 | | | 0 | | 1 | | | | |
| **Totals** | | | | 27-64 | 12-24 | 2-5 | 19 | 19 | 38 | 14 | 12 | 68 | 20 | 11 | 5 | 5 | 7 | 6 |

**Technical Fouls:**: NONE

| Shooting By Period | | |
|---|---|---|
| 1st FG% | 12-30 | 40.0% |
| 3PT% | 5-9 | 55.6% |
| FT% | 2-4 | 50% |
| 2nd FG% | 15-34 | 44.1% |
| 3PT% | 7-15 | 46.7% |
| FT% | 0-1 | 0% |
| GM FG% | 27-64 | 42.2% |
| 3PT% | 12-24 | 50.0% |
| FT% | 2-5 | 40.0% |

Dead Ball Rebounds: 1, 0

**Georgetown - 62** Record: 6-18 (1-12)

| NO. | Name | | Min | FG M-A | 3P M-A | FT M-A | Rebounds OR | DR | TOT | Fouls PF | FD | TP | AS | TO | ST | Blocks BS | BA | +/- |
|---|---|---|---|---|---|---|---|---|---|---|---|---|---|---|---|---|---|---|
| 11 | Akok Akok | F | 27:02 | 1-4 | 1-2 | 0-0 | 0 | 5 | 5 | 0 | 0 | 3 | 1 | 0 | 0 | 2 | 0 | -11 |
| 34 | Qudus Wahab | C | 27:05 | 5-9 | 0-0 | 0-1 | 3 | 3 | 6 | 2 | 2 | 10 | 1 | 0 | 0 | 2 | 0 | -4 |
| 0 | Brandon Murray | G | 34:23 | 8-18 | 2-5 | 3-5 | 1 | 3 | 4 | 5 | 4 | 21 | 2 | 7 | 3 | 1 | 3 | -3 |
| 1 | Primo Spears | G | 36:43 | 0-1 | 0-0 | 0-0 | 0 | 2 | 2 | 0 | 2 | 0 | 5 | 1 | 1 | 0 | 0 | -5 |
| 12 | Jordan Riley | G | 18:34 | 1-6 | 0-2 | 0-0 | 0 | 1 | 1 | 1 | 0 | 2 | 0 | 0 | 1 | 0 | 0 | -9 |
| 5 | Jay Heath | | 25:56 | 5-11 | 3-5 | 0-0 | 1 | 2 | 3 | 1 | 1 | 13 | 1 | 1 | 2 | 0 | 2 | 0 |
| 22 | Bradley Ezewiro | | 12:29 | 1-1 | 0-0 | 4-6 | 3 | 2 | 5 | 1 | 4 | 6 | 0 | 0 | 0 | 1 | 0 | -2 |
| 15 | Bryson Mozone | | 14:46 | 2-3 | 1-2 | 0-0 | 0 | 0 | 0 | 2 | 0 | 5 | 0 | 0 | 0 | 0 | 0 | 4 |
| 31 | Wayne Bristol, Jr. | | 03:02 | 0-0 | 0-0 | 2-2 | 0 | 0 | 0 | 0 | 1 | 2 | 0 | 0 | 0 | 1 | 0 | 0 |
| Team | | | | | | | 3 | 2 | 5 | | | 0 | | 1 | | | | |
| **Totals** | | | | 23-53 | 7-16 | 9-14 | 11 | 20 | 31 | 12 | 14 | 62 | 10 | 10 | 7 | 7 | 5 | -6 |

**Technical Fouls:**: NONE

| Shooting By Period | | |
|---|---|---|
| 1st FG% | 11-24 | 45.8% |
| 3PT% | 3-6 | 50.0% |
| FT% | 6-8 | 75% |
| 2nd FG% | 12-29 | 41.4% |
| 3PT% | 4-10 | 40.0% |
| FT% | 3-6 | 50% |
| GM FG% | 23-53 | 43.4% |
| 3PT% | 7-16 | 43.8% |
| FT% | 9-14 | 64.3% |

Dead Ball Rebounds: 5, 0

| | CON | GEO |
|---|---|---|
| Biggest lead | 8 (1st 8:01) | 2 (1st 17:39) |
| Best Scoring Run | 7(1st 14:18) | 6(2nd 12:44) |
| Lead Changes | 4 | |
| Times Tied | 6 | |
| Time with Lead | 32:40 | 02:37 |

| Points from | CON | GEO |
|---|---|---|
| Turnovers | 13 | 12 |
| Paint | 30 | 30 |
| Second Chance | 23 | 8 |
| Fast Breaks | 6 | 3 |
| Bench | 10 | 26 |

| Period by Period Scoring | 1st | 2nd | TOT |
|---|---|---|---|
| CON | 31 | 37 | 68 |
| GEO | 31 | 31 | 62 |

# 2022-23 UCONN GAME-BY-GAME BOX SCORES

## Game #25 - UConn 87, Marquette 72

February 7, 2023 - XL Center, Hartford, Conn.

Official Basketball Box Score - Final

**Marquette at UConn**

02/07/23 XL Center, Hartford, Conn.

2022-23 Men's Basketball

**Game Time:** 6:30 PM
**Game Duration:** 2:09
**Attendance:** 15,564

**Officials:** Jeff Anderson, Tommy Morrissey, Ron Groover

**Marquette - 72** **Record: 19-6 (11-3)**

| NO. | Name | | Min | FG M-A | 3P M-A | FT M-A | Rebounds OR | DR | TOT | Fouls PF | FD | TP | AS | TO | ST | Blocks BS | BA | +/- |
|---|---|---|---|---|---|---|---|---|---|---|---|---|---|---|---|---|---|---|
| 12 | Olivier-Maxence Prosper | F | 20:22 | 0-1 | 0-0 | 3-6 | 2 | 3 | 5 | 4 | 3 | 3 | 0 | 2 | 2 | 0 | 0 | -5 |
| 13 | Oso Ighodaro | F | 23:58 | 1-5 | 0-0 | 1-2 | 1 | 0 | 1 | 0 | 2 | 3 | 1 | 1 | 0 | 0 | 1 | -14 |
| 1 | Kam Jones | G | 18:51 | 2-6 | 1-5 | 0-0 | 0 | 1 | 1 | 3 | 1 | 5 | 0 | 1 | 0 | 0 | 0 | -20 |
| 4 | Stevie Mitchell | G | 27:46 | 4-11 | 1-4 | 3-4 | 1 | 1 | 2 | 5 | 4 | 12 | 0 | 0 | 3 | 0 | 1 | -6 |
| 11 | Tyler Kolek | G | 31:32 | 7-14 | 1-2 | 2-2 | 0 | 1 | 1 | 0 | 2 | 17 | 4 | 1 | 2 | 0 | 2 | -12 |
| 5 | Chase Ross | | 18:50 | 2-6 | 0-3 | 1-1 | 0 | 1 | 1 | 1 | 1 | 5 | 0 | 1 | 2 | 1 | 0 | -1 |
| 23 | David Joplin | | 23:28 | 2-5 | 0-3 | 0-0 | 1 | 3 | 4 | 4 | 0 | 4 | 0 | 1 | 2 | 1 | 0 | -19 |
| 21 | Ben Gold | | 16:02 | 4-5 | 2-3 | 2-2 | 0 | 2 | 2 | 2 | 2 | 12 | 0 | 1 | 0 | 0 | 0 | -1 |
| 22 | Sean Jones | | 19:11 | 4-6 | 0-1 | 3-3 | 0 | 1 | 1 | 0 | 4 | 11 | 2 | 0 | 0 | 0 | 0 | 3 |
| Team | | | | | | | 4 | 2 | 6 | | | 0 | | 0 | | | | |
| **Totals** | | | | 26-59 | 5-21 | 15-20 | 9 | 15 | 24 | 19 | 19 | 72 | 7 | 8 | 11 | 2 | 4 | -15 |

| Shooting By Period | | |
|---|---|---|
| 1st FG% | 11-30 | 36.7% |
| 3PT% | 2-12 | 16.7% |
| FT% | 5-7 | 71.4% |
| 2nd FG% | 15-29 | 51.7% |
| 3PT% | 3-9 | 33.3% |
| FT% | 10-13 | 76.9% |
| GM FG% | 26-59 | 44.1% |
| 3PT% | 5-21 | 23.8% |
| FT% | 15-20 | 75.0% |

Dead Ball Rebounds: 2, 0

**Technical Fouls:**:NONE

**UConn - 87** **Record: 19-6 (8-6)**

| NO. | Name | | Min | FG M-A | 3P M-A | FT M-A | Rebounds OR | DR | TOT | Fouls PF | FD | TP | AS | TO | ST | Blocks BS | BA | +/- |
|---|---|---|---|---|---|---|---|---|---|---|---|---|---|---|---|---|---|---|
| 11 | Alex Karaban | F | 35:53 | 5-6 | 3-4 | 0-0 | 1 | 3 | 4 | 1 | 0 | 13 | 2 | 2 | 1 | 0 | 1 | 11 |
| 21 | Adama Sanogo | F | 29:51 | 8-14 | 0-1 | 2-4 | 3 | 4 | 7 | 4 | 2 | 18 | 3 | 2 | 1 | 0 | 0 | 8 |
| 2 | Tristen Newton | G | 35:24 | 4-9 | 1-2 | 3-5 | 3 | 7 | 10 | 3 | 5 | 12 | 12 | 5 | 2 | 0 | 0 | 13 |
| 24 | Jordan Hawkins | G | 28:34 | 6-11 | 5-8 | 3-3 | 0 | 6 | 6 | 4 | 3 | 20 | 0 | 2 | 0 | 2 | 0 | 18 |
| 44 | Andre Jackson Jr. | G | 23:19 | 2-5 | 0-1 | 1-2 | 3 | 1 | 4 | 5 | 1 | 5 | 1 | 3 | 0 | 1 | 0 | 6 |
| 4 | Nahiem Alleyne | | 19:48 | 4-9 | 3-6 | 2-3 | 0 | 0 | 0 | 0 | 4 | 13 | 0 | 1 | 0 | 0 | 0 | 12 |
| 32 | Donovan Clingan | | 10:09 | 1-3 | 0-0 | 2-5 | 7 | 1 | 8 | 0 | 4 | 4 | 1 | 0 | 0 | 1 | 0 | 7 |
| 3 | Joey Calcaterra | | 09:43 | 1-3 | 0-0 | 0-0 | 0 | 1 | 1 | 2 | 0 | 2 | 1 | 0 | 1 | 0 | 1 | -4 |
| 5 | Hassan Diarra | | 07:19 | 0-2 | 0-1 | 0-0 | 0 | 0 | 0 | 0 | 0 | 0 | 0 | 1 | 1 | 0 | 0 | 4 |
| Team | | | | | | | 4 | 4 | 8 | | | 0 | | 1 | | | | |
| **Totals** | | | | 31-62 | 12-23 | 13-22 | 21 | 27 | 48 | 19 | 19 | 87 | 20 | 17 | 6 | 4 | 2 | 15 |

| Shooting By Period | | |
|---|---|---|
| 1st FG% | 17-31 | 54.8% |
| 3PT% | 6-11 | 54.5% |
| FT% | 6-9 | 66.7% |
| 2nd FG% | 14-31 | 45.2% |
| 3PT% | 6-12 | 50.0% |
| FT% | 7-13 | 53.8% |
| GM FG% | 31-62 | 50.0% |
| 3PT% | 12-23 | 52.2% |
| FT% | 13-22 | 59.1% |

Dead Ball Rebounds: 4, 0

**Technical Fouls:**:NONE

| | MARQ | UCONN |
|---|---|---|
| Biggest lead | 0 (1st 20:00) | 25 (2nd 10:39) |
| Best Scoring Run | 8(2nd 9:15) | 10(1st 13:55) |
| Lead Changes | 0 | |
| Times Tied | 0 | |
| Time with Lead | 00:00 | 39:29 |

| Points from | MARQ | UCONN |
|---|---|---|
| Turnovers | 14 | 16 |
| Paint | 42 | 32 |
| Second Chance | 8 | 27 |
| Fast Breaks | 12 | 8 |
| Bench | 32 | 19 |

| Period by Period Scoring | 1st | 2nd | TOT |
|---|---|---|---|
| MARQ | 29 | 43 | 72 |
| UCONN | 46 | 41 | 87 |

## Game #26 - Creighton 56, UConn 53

February 11, 2023 - CHI Health Center, Omaha, Neb.

Official Basketball Box Score - Final

**#21 Connecticut at #23 Creighton**

02/11/23 CHI Health Center Omaha, Omaha, Neb.

2022-23 Creighton Men's Basketball

**Game Time:** 1:07 PM
**Game Duration:** 2:04
**Attendance:** 18,286

**Officials:** Brian O'Connell, Pat Driscoll, Evon Burroughs

**#21 Connecticut - 53** **Record: 19-7 (8-7)**

| NO. | Name | | Min | FG M-A | 3P M-A | FT M-A | Rebounds OR | DR | TOT | Fouls PF | FD | TP | AS | TO | ST | Blocks BS | BA | +/- |
|---|---|---|---|---|---|---|---|---|---|---|---|---|---|---|---|---|---|---|
| 11 | Alex Karaban | F | 34:35 | 2-5 | 1-3 | 0-0 | 2 | 3 | 5 | 2 | 1 | 5 | 1 | 1 | 0 | 0 | 0 | -10 |
| 21 | Adama Sanogo | F | 32:47 | 7-17 | 3-7 | 0-0 | 3 | 7 | 10 | 2 | 0 | 17 | 2 | 1 | 1 | 0 | 0 | -5 |
| 2 | Tristen Newton | G | 26:15 | 1-4 | 0-1 | 0-0 | 0 | 0 | 0 | 1 | 0 | 2 | 4 | 3 | 0 | 0 | 0 | -10 |
| 24 | Jordan Hawkins | G | 26:06 | 4-13 | 2-7 | 1-1 | 4 | 0 | 4 | 4 | 2 | 11 | 1 | 0 | 1 | 0 | 0 | -6 |
| 44 | Andre Jackson Jr. | G | 28:01 | 3-11 | 0-4 | 0-0 | 3 | 3 | 6 | 2 | 1 | 6 | 0 | 3 | 1 | 0 | 1 | 1 |
| 4 | Nahiem Alleyne | | 23:58 | 1-6 | 0-3 | 3-3 | 0 | 2 | 2 | 1 | 4 | 5 | 0 | 1 | 0 | 1 | 0 | 7 |
| 5 | Hassan Diarra | | 17:01 | 1-2 | 1-1 | 0-0 | 2 | 1 | 3 | 1 | 1 | 3 | 2 | 1 | 2 | 0 | 0 | 8 |
| 32 | Donovan Clingan | | 07:13 | 2-5 | 0-0 | 0-0 | 4 | 3 | 7 | 1 | 1 | 4 | 0 | 2 | 0 | 1 | 0 | 0 |
| 3 | Joey Calcaterra | | 04:04 | 0-2 | 0-1 | 0-0 | 0 | 1 | 1 | 0 | 0 | 0 | 0 | 1 | 0 | 0 | 0 | 0 |
| Team | | | | | | | 0 | 2 | 2 | | | 0 | | 0 | | | | |
| **Totals** | | | | 21-65 | 7-27 | 4-4 | 18 | 22 | 40 | 14 | 10 | 53 | 10 | 13 | 5 | 2 | 1 | -3 |

| Shooting By Period | | |
|---|---|---|
| 1st FG% | 11-31 | 35.5% |
| 3PT% | 4-13 | 30.8% |
| FT% | 3-3 | 100% |
| 2nd FG% | 10-34 | 29.4% |
| 3PT% | 3-14 | 21.4% |
| FT% | 1-1 | 100% |
| GM FG% | 21-65 | 32.3% |
| 3PT% | 7-27 | 25.9% |
| FT% | 4-4 | 100.0% |

Dead Ball Rebounds: 0, 0

**Technical Fouls:**:NONE

**#23 Creighton - 56** **Record: 17-8 (11-3)**

| NO. | Name | | Min | FG M-A | 3P M-A | FT M-A | Rebounds OR | DR | TOT | Fouls PF | FD | TP | AS | TO | ST | Blocks BS | BA | +/- |
|---|---|---|---|---|---|---|---|---|---|---|---|---|---|---|---|---|---|---|
| 24 | Arthur Kaluma | F | 25:59 | 0-6 | 0-3 | 2-2 | 0 | 6 | 6 | 3 | 1 | 2 | 2 | 3 | 2 | 0 | 1 | 2 |
| 11 | Ryan Kalkbrenner | C | 36:00 | 4-9 | 0-1 | 4-4 | 3 | 3 | 6 | 0 | 5 | 12 | 1 | 2 | 3 | 1 | 0 | 0 |
| 2 | Ryan Nembhard | G | 40:00 | 3-11 | 1-3 | 0-0 | 3 | 5 | 8 | 0 | 0 | 7 | 3 | 2 | 2 | 0 | 0 | 3 |
| 23 | Trey Alexander | G | 23:11 | 6-8 | 2-3 | 3-5 | 0 | 0 | 0 | 4 | 4 | 17 | 0 | 1 | 1 | 0 | 0 | 1 |
| 55 | Baylor Scheierman | G | 37:24 | 4-10 | 1-3 | 2-2 | 1 | 8 | 9 | 2 | 1 | 11 | 1 | 2 | 1 | 0 | 1 | 1 |
| 13 | Mason Miller | | 14:01 | 1-3 | 1-3 | 1-2 | 1 | 1 | 2 | 0 | 1 | 4 | 0 | 1 | 0 | 0 | 0 | 1 |
| 33 | Fredrick King | | 04:00 | 0-0 | 0-0 | 1-2 | 0 | 1 | 1 | 1 | 1 | 1 | 0 | 0 | 0 | 0 | 0 | 3 |
| 4 | Shereef Mitchell | | 19:25 | 1-1 | 0-0 | 0-0 | 0 | 0 | 0 | 0 | 1 | 2 | 1 | 0 | 0 | 0 | 0 | 4 |
| Team | | | | | | | 0 | 2 | 2 | | | 0 | | 0 | | | | |
| **Totals** | | | | 19-48 | 5-16 | 13-17 | 8 | 26 | 34 | 10 | 14 | 56 | 8 | 11 | 9 | 1 | 2 | 3 |

| Shooting By Period | | |
|---|---|---|
| 1st FG% | 12-27 | 44.4% |
| 3PT% | 3-12 | 25.0% |
| FT% | 4-6 | 66.7% |
| 2nd FG% | 7-21 | 33.3% |
| 3PT% | 2-4 | 50.0% |
| FT% | 9-11 | 81.8% |
| GM FG% | 19-48 | 39.6% |
| 3PT% | 5-16 | 31.3% |
| FT% | 13-17 | 76.5% |

Dead Ball Rebounds: 3, 0

**Technical Fouls:**:NONE

| | UCONN | CREI |
|---|---|---|
| Biggest lead | 2 (2nd 18:33) | 9 (1st 13:02) |
| Best Scoring Run | 5(1st 7:05) | 8(1st 13:02) |
| Lead Changes | 4 | |
| Times Tied | 3 | |
| Time with Lead | 00:39 | 34:49 |

| Points from | UCONN | CREI |
|---|---|---|
| Turnovers | 8 | 13 |
| Paint | 18 | 24 |
| Second Chance | 13 | 7 |
| Fast Breaks | 0 | 9 |
| Bench | 12 | 7 |

| Period by Period Scoring | 1st | 2nd | TOT |
|---|---|---|---|
| UCONN | 29 | 24 | 53 |
| CREI | 31 | 25 | 56 |

**Game Notes:**20th largest home crowd in Creighton MBB history. ♦ Creighton's 8th straight win. ♦

## Game #27 - UConn 64, Seton Hall 55

February 18, 2023 - Gampel Pavilion, Storrs, Conn.

Official Basketball Box Score - Final

**Seton Hall at UConn**

02/18/23 Harry A. Gampel Pavilion, Storrs, Conn.

2022-23 Men's Basketball

**Game Time:** 12:00 PM
**Game Duration:** 2:19
**Attendance:** 10,167

**Officials:** Lamar Simpson, John Gaffney, Tim Clougherty

**Seton Hall - 55** **Record: 16-12 (9-8)**

| NO. | Name | | Min | FG M-A | 3P M-A | FT M-A | Rebounds OR | DR | TOT | Fouls PF | FD | TP | AS | TO | ST | Blocks BS | BA | +/- |
|---|---|---|---|---|---|---|---|---|---|---|---|---|---|---|---|---|---|---|
| 4 | Tyrese Samuel | F | 30:26 | 6-10 | 0-1 | 4-5 | 2 | 2 | 4 | 4 | 5 | 16 | 1 | 3 | 1 | 0 | 0 | -4 |
| 13 | KC Ndefo | F | 37:42 | 5-9 | 1-1 | 2-2 | 1 | 4 | 5 | 4 | 1 | 13 | 1 | 2 | 0 | 0 | 2 | -5 |
| 0 | Kadary Richmond | G | 07:03 | 0-2 | 0-0 | 0-0 | 0 | 1 | 1 | 1 | 0 | 0 | 2 | 0 | 2 | 0 | 0 | 3 |
| 2 | Al-Amir Dawes | G | 39:05 | 6-17 | 1-5 | 3-3 | 0 | 2 | 2 | 2 | 4 | 16 | 0 | 3 | 2 | 0 | 4 | -4 |
| 21 | Femi Odukale | G | 36:03 | 3-9 | 0-1 | 1-2 | 0 | 1 | 1 | 2 | 1 | 7 | 2 | 2 | 1 | 0 | 0 | -9 |
| 1 | Tray Jackson | | 11:02 | 1-2 | 0-0 | 0-1 | 0 | 0 | 0 | 2 | 1 | 2 | 1 | 2 | 0 | 1 | 0 | -9 |
| 15 | Jamir Harris | | 28:08 | 0-4 | 0-3 | 1-2 | 1 | 3 | 4 | 4 | 2 | 1 | 1 | 0 | 0 | 0 | 1 | -10 |
| 22 | Tae Davis | | 09:44 | 0-0 | 0-0 | 0-0 | 0 | 1 | 1 | 2 | 1 | 0 | 0 | 0 | 1 | 1 | 0 | -9 |
| 20 | Jaquan Sanders | | 00:47 | 0-0 | 0-0 | 0-0 | 0 | 1 | 1 | 0 | 0 | 0 | 0 | 0 | 0 | 0 | 0 | 2 |
| Team | | | | | | | 3 | 3 | 6 | | | 0 | | 2 | | | | |
| **Totals** | | | | 21-53 | 2-11 | 11-15 | 7 | 18 | 25 | 21 | 15 | 55 | 8 | 14 | 7 | 2 | 7 | -9 |

| Shooting By Period | | |
|---|---|---|
| 1st FG% | 11-25 | 44.0% |
| 3PT% | 1-3 | 33.3% |
| FT% | 4-6 | 66.7% |
| 2nd FG% | 10-28 | 35.7% |
| 3PT% | 1-8 | 12.5% |
| FT% | 7-9 | 77.8% |
| GM FG% | 21-53 | 39.6% |
| 3PT% | 2-11 | 18.2% |
| FT% | 11-15 | 73.3% |

Dead Ball Rebounds: 4, 1

**Technical Fouls:**:NONE

**UConn - 64** **Record: 20-7 (9-7)**

| NO. | Name | | Min | FG M-A | 3P M-A | FT M-A | Rebounds OR | DR | TOT | Fouls PF | FD | TP | AS | TO | ST | Blocks BS | BA | +/- |
|---|---|---|---|---|---|---|---|---|---|---|---|---|---|---|---|---|---|---|
| 11 | Alex Karaban | F | 30:34 | 2-7 | 1-2 | 0-0 | 3 | 1 | 4 | 2 | 1 | 5 | 1 | 2 | 2 | 2 | 0 | -3 |
| 21 | Adama Sanogo | F | 24:22 | 3-5 | 0-1 | 2-2 | 0 | 6 | 6 | 4 | 4 | 8 | 0 | 3 | 0 | 2 | 0 | -1 |
| 2 | Tristen Newton | G | 18:43 | 1-4 | 0-2 | 4-4 | 1 | 2 | 3 | 3 | 4 | 6 | 2 | 4 | 0 | 0 | 1 | 8 |
| 24 | Jordan Hawkins | G | 35:08 | 7-17 | 3-11 | 3-3 | 1 | 4 | 5 | 2 | 2 | 20 | 2 | 1 | 0 | 0 | 0 | 9 |
| 44 | Andre Jackson Jr. | G | 34:38 | 5-10 | 0-4 | 5-7 | 4 | 6 | 10 | 1 | 5 | 15 | 3 | 2 | 1 | 1 | 0 | 1 |
| 32 | Donovan Clingan | | 15:02 | 3-4 | 0-0 | 0-2 | 3 | 3 | 6 | 1 | 2 | 6 | 0 | 3 | 0 | 1 | 0 | 8 |
| 4 | Nahiem Alleyne | | 17:17 | 0-2 | 0-1 | 0-0 | 0 | 0 | 0 | 1 | 0 | 0 | 0 | 0 | 1 | 0 | 0 | 15 |
| 5 | Hassan Diarra | | 24:16 | 1-3 | 0-1 | 2-4 | 1 | 2 | 3 | 1 | 3 | 4 | 4 | 0 | 1 | 1 | 1 | 8 |
| Team | | | | | | | 1 | 1 | 2 | | | 0 | | 3 | | | | |
| **Totals** | | | | 22-52 | 4-22 | 16-22 | 14 | 25 | 39 | 15 | 21 | 64 | 12 | 18 | 5 | 7 | 2 | 9 |

| Shooting By Period | | |
|---|---|---|
| 1st FG% | 14-35 | 40.0% |
| 3PT% | 3-14 | 21.4% |
| FT% | 2-3 | 66.7% |
| 2nd FG% | 8-17 | 47.1% |
| 3PT% | 1-8 | 12.5% |
| FT% | 14-19 | 73.7% |
| GM FG% | 22-52 | 42.3% |
| 3PT% | 4-22 | 18.2% |
| FT% | 16-22 | 72.7% |

Dead Ball Rebounds: 3, 0

**Technical Fouls:**:NONE

| | SHALL | UCONN |
|---|---|---|
| Biggest lead | 4 (1st 12:57) | 16 (2nd 6:02) |
| Best Scoring Run | 8(2nd 1:19) | 14(2nd 6:02) |
| Lead Changes | 4 | |
| Times Tied | 5 | |
| Time with Lead | 01:57 | 34:03 |

| Points from | SHALL | UCONN |
|---|---|---|
| Turnovers | 23 | 12 |
| Paint | 36 | 34 |
| Second Chance | 8 | 15 |
| Fast Breaks | 6 | 6 |
| Bench | 3 | 10 |

| Period by Period Scoring | 1st | 2nd | TOT |
|---|---|---|---|
| SHALL | 27 | 28 | 55 |
| UCONN | 33 | 31 | 64 |

## Game #28 - UConn 87, Providence 69

February 22, 2023 - Gampel Pavilion, Storrs, Conn.

Official Basketball Box Score - Final

**Providence at UConn**

02/22/23 Harry A. Gampel Pavilion, Storrs, Conn.

2022-23 Men's Basketball

**Game Time:** 6:30 PM
**Game Duration:** 1:56
**Attendance:** 10,167

**Officials:** Brian O'Connell, Mike Roberts, Matt Potter

**Providence - 69** **Record: 20-8 (12-5)**

| NO. | Name | | Min | FG M-A | 3P M-A | FT M-A | Rebounds OR | DR | TOT | Fouls PF | FD | TP | AS | TO | ST | Blocks BS | BA | +/- |
|---|---|---|---|---|---|---|---|---|---|---|---|---|---|---|---|---|---|---|
| 5 | Ed Croswell | F | 29:10 | 2-3 | 0-0 | 4-5 | 3 | 2 | 5 | 3 | 4 | 8 | 2 | 1 | 1 | 0 | 0 | -20 |
| 23 | Bryce Hopkins | F | 37:15 | 4-10 | 2-5 | 6-6 | 0 | 0 | 0 | 1 | 3 | 16 | 1 | 2 | 0 | 1 | 1 | -17 |
| 4 | Jared Bynum | G | 20:01 | 5-9 | 4-6 | 0-1 | 0 | 2 | 2 | 2 | 1 | 14 | 2 | 3 | 3 | 0 | 0 | -11 |
| 10 | Noah Locke | G | 27:59 | 4-9 | 1-3 | 2-2 | 0 | 0 | 0 | 0 | 1 | 11 | 0 | 2 | 0 | 0 | 0 | -14 |
| 22 | Devin Carter | G | 29:12 | 3-10 | 0-3 | 1-2 | 0 | 4 | 4 | 3 | 1 | 7 | 1 | 0 | 1 | 2 | 1 | -18 |
| 0 | Alyn Breed | | 16:23 | 2-6 | 0-1 | 0-0 | 2 | 0 | 2 | 0 | 0 | 4 | 0 | 0 | 0 | 0 | 0 | -7 |
| 21 | Clifton Moore | | 11:51 | 1-2 | 1-1 | 2-2 | 2 | 2 | 4 | 2 | 2 | 5 | 1 | 0 | 0 | 1 | 1 | -1 |
| 1 | Jayden Pierre | | 11:58 | 0-2 | 0-1 | 2-2 | 0 | 0 | 0 | 1 | 2 | 2 | 1 | 1 | 0 | 0 | 0 | 3 |
| 14 | Corey Floyd, Jr. | | 14:27 | 0-1 | 0-0 | 0-0 | 0 | 1 | 1 | 0 | 0 | 0 | 1 | 0 | 0 | 0 | 1 | -7 |
| 30 | Rafael Castro | | 01:44 | 1-1 | 0-0 | 0-0 | 0 | 1 | 1 | 0 | 0 | 2 | 0 | 0 | 0 | 0 | 0 | 2 |
| Team | | | | | | | 1 | 0 | 1 | | | 0 | | 0 | | | | |
| **Totals** | | | | 22-53 | 8-20 | 17-20 | 8 | 12 | 20 | 12 | 14 | 69 | 9 | 9 | 5 | 4 | 4 | -18 |

| Shooting By Period | | |
|---|---|---|
| 1st FG% | 13-30 | 43.3% |
| 3PT% | 6-14 | 42.9% |
| FT% | 0-0 | 0% |
| 2nd FG% | 9-23 | 39.1% |
| 3PT% | 2-6 | 33.3% |
| FT% | 17-20 | 85% |
| GM FG% | 22-53 | 41.5% |
| 3PT% | 8-20 | 40.0% |
| FT% | 17-20 | 85.0% |

Dead Ball Rebounds: 1, 0

**Technical Fouls:**:NONE

**UConn - 87** **Record: 21-7 (10-7)**

| NO. | Name | | Min | FG M-A | 3P M-A | FT M-A | Rebounds OR | DR | TOT | Fouls PF | FD | TP | AS | TO | ST | Blocks BS | BA | +/- |
|---|---|---|---|---|---|---|---|---|---|---|---|---|---|---|---|---|---|---|
| 11 | Alex Karaban | F | 30:07 | 7-12 | 2-4 | 0-0 | 2 | 6 | 8 | 3 | 0 | 16 | 2 | 1 | 1 | 0 | 1 | 26 |
| 21 | Adama Sanogo | F | 27:39 | 7-9 | 0-1 | 2-2 | 4 | 1 | 5 | 3 | 2 | 16 | 2 | 3 | 1 | 3 | 0 | 14 |
| 2 | Tristen Newton | G | 33:05 | 3-10 | 1-2 | 5-5 | 1 | 6 | 7 | 0 | 5 | 12 | 7 | 1 | 2 | 0 | 1 | 25 |
| 24 | Jordan Hawkins | G | 29:51 | 7-14 | 3-9 | 3-3 | 1 | 5 | 6 | 1 | 2 | 20 | 2 | 4 | 0 | 0 | 1 | 10 |
| 44 | Andre Jackson Jr. | G | 33:31 | 2-3 | 0-0 | 0-0 | 3 | 3 | 6 | 1 | 1 | 4 | 4 | 1 | 1 | 0 | 0 | 20 |
| 4 | Nahiem Alleyne | | 17:26 | 3-4 | 3-3 | 0-0 | 1 | 1 | 2 | 1 | 0 | 9 | 0 | 1 | 1 | 0 | 0 | 2 |
| 32 | Donovan Clingan | | 12:21 | 2-5 | 0-0 | 3-4 | 2 | 1 | 3 | 2 | 2 | 7 | 1 | 1 | 0 | 1 | 1 | 4 |
| 3 | Joey Calcaterra | | 05:31 | 1-2 | 1-1 | 0-0 | 0 | 1 | 1 | 0 | 0 | 3 | 0 | 0 | 0 | 0 | 0 | -4 |
| 5 | Hassan Diarra | | 09:21 | 0-1 | 0-1 | 0-0 | 0 | 0 | 0 | 3 | 0 | 0 | 2 | 0 | 0 | 0 | 0 | -3 |
| 13 | Richie Springs | | 01:08 | 0-0 | 0-0 | 0-0 | 0 | 0 | 0 | 0 | 0 | 0 | 0 | 0 | 0 | 0 | 0 | -4 |
| Team | | | | | | | 1 | 1 | 2 | | | 0 | | 1 | | | | |
| **Totals** | | | | 32-60 | 10-21 | 13-14 | 15 | 25 | 40 | 14 | 12 | 87 | 20 | 13 | 6 | 4 | 4 | 18 |

| Shooting By Period | | |
|---|---|---|
| 1st FG% | 16-28 | 57.1% |
| 3PT% | 5-10 | 50.0% |
| FT% | 0-0 | 0% |
| 2nd FG% | 16-32 | 50.0% |
| 3PT% | 5-11 | 45.5% |
| FT% | 13-14 | 92.9% |
| GM FG% | 32-60 | 53.3% |
| 3PT% | 10-21 | 47.6% |
| FT% | 13-14 | 92.9% |

Dead Ball Rebounds: 2, 0

**Technical Fouls:**:NONE

| | PROV | UCONN |
|---|---|---|
| Biggest lead | 4 (1st 7:04) | 22 (2nd 1:25) |
| Best Scoring Run | 7(2nd 15:19) | 14(2nd 7:53) |
| Lead Changes | 7 | |
| Times Tied | 2 | |
| Time with Lead | 03:56 | 34:23 |

| Points from | PROV | UCONN |
|---|---|---|
| Turnovers | 12 | 18 |
| Paint | 24 | 42 |
| Second Chance | 9 | 15 |
| Fast Breaks | 6 | 14 |
| Bench | 13 | 19 |

| Period by Period Scoring | 1st | 2nd | TOT |
|---|---|---|---|
| PROV | 32 | 37 | 69 |
| UCONN | 37 | 50 | 87 |

# 2022-23 UCONN GAME-BY-GAME BOX SCORES

## Game #29 - UConn 95, St. John'S 86

February 25, 2023 - Madison Square Garden, New York, N.Y.

Official Basketball Box Score - Final
**UConn at St. John's (NY)**
02/25/23 Madison Square Garden, New York
2022-23 Men's Basketball

**Game Time:** 12:00 PM
**Game Duration:** 2:14
**Attendance:** 12,241

**Officials:** Pat Driscoll, Jeff Clark, Tony Chiazza

**UConn - 95** Record: 22-7 (11-7)

| NO. | Name | | Min | FG M-A | 3P M-A | FT M-A | Rebounds OR | DR | TOT | Fouls PF | FD | TP | AS | TO | ST | Blocks BS | BA | +/- |
|---|---|---|---|---|---|---|---|---|---|---|---|---|---|---|---|---|---|---|
| 11 | Alex Karaban | F | 18:09 | 1-5 | 0-3 | 0-0 | 1 | 4 | 5 | 4 | 2 | 2 | 0 | 2 | 1 | 1 | 1 | 3 |
| 21 | Adama Sanogo | F | 26:08 | 5-9 | 0-1 | 8-10 | 3 | 6 | 9 | 3 | 6 | 18 | 1 | 2 | 0 | 1 | 1 | 8 |
| 2 | Tristen Newton | G | 33:31 | 2-7 | 1-2 | 3-6 | 4 | 3 | 7 | 1 | 5 | 8 | 8 | 4 | 2 | 0 | 0 | 7 |
| 24 | Jordan Hawkins | G | 34:00 | 6-18 | 4-10 | 4-4 | 0 | 2 | 2 | 3 | 1 | 20 | 3 | 2 | 3 | 1 | 1 | 4 |
| 44 | Andre Jackson Jr. | G | 38:09 | 5-6 | 1-2 | 4-5 | 1 | 4 | 5 | 2 | 3 | 15 | 3 | 3 | 0 | 2 | 0 | 15 |
| 4 | Nahiem Alleyne | | 19:14 | 3-6 | 0-3 | 2-2 | 1 | 1 | 2 | 2 | 1 | 8 | 1 | 0 | 1 | 1 | 0 | 3 |
| 32 | Donovan Clingan | | 13:24 | 4-7 | 0-0 | 1-2 | 5 | 1 | 6 | 3 | 1 | 9 | 1 | 1 | 1 | 5 | 0 | 0 |
| 3 | Joey Calcaterra | | 17:25 | 4-6 | 3-4 | 4-4 | 0 | 0 | 0 | 3 | 2 | 15 | 0 | 0 | 1 | 0 | 0 | 5 |
| Team | | | | | | | 2 | 0 | 2 | | | 0 | | 0 | | | | |
| **Totals** | | | | 30-64 | 9-25 | 26-33 | 17 | 21 | 38 | 21 | 21 | 95 | 17 | 14 | 9 | 11 | 3 | 9 |

| Shooting By Period | | |
|---|---|---|
| 1st FG% | 18-39 | 46.2% |
| 3PT% | 6-16 | 37.5% |
| FT% | 8-10 | 80% |
| 2nd FG% | 12-25 | 48.0% |
| 3PT% | 3-9 | 33.3% |
| FT% | 18-23 | 78.3% |
| GM FG% | 30-64 | 46.9% |
| 3PT% | 9-25 | 36.0% |
| FT% | 26-33 | 78.8% |

Dead Ball Rebounds: 5, 2

**Technical Fouls:** Newton 1st 15:44

**St. John's (NY) - 86** Record: 17-13 (7-12)

| NO. | Name | | Min | FG M-A | 3P M-A | FT M-A | Rebounds OR | DR | TOT | Fouls PF | FD | TP | AS | TO | ST | Blocks BS | BA | +/- |
|---|---|---|---|---|---|---|---|---|---|---|---|---|---|---|---|---|---|---|
| 11 | Joel Soriano | F | 32:10 | 3-7 | 0-0 | 6-8 | 3 | 8 | 11 | 5 | 4 | 12 | 3 | 1 | 1 | 2 | 1 | -11 |
| 22 | Esahia Nyiwe | F | 09:06 | 1-2 | 0-0 | 0-0 | 0 | 0 | 0 | 3 | 0 | 2 | 0 | 1 | 1 | 0 | 1 | -1 |
| 0 | Posh Alexander | G | 36:20 | 7-12 | 1-2 | 3-5 | 3 | 1 | 4 | 2 | 3 | 18 | 5 | 3 | 1 | 0 | 2 | -5 |
| 2 | AJ Storr | G | 32:48 | 7-15 | 1-3 | 5-8 | 1 | 2 | 3 | 0 | 5 | 20 | 0 | 3 | 0 | 1 | 3 | -6 |
| 5 | Dylan Addae-Wusu | G | 26:38 | 3-8 | 0-2 | 0-0 | 0 | 1 | 1 | 2 | 2 | 6 | 1 | 0 | 1 | 0 | 2 | -8 |
| 4 | O'Mar Stanley | | 11:54 | 2-3 | 1-2 | 0-0 | 0 | 0 | 0 | 4 | 0 | 5 | 0 | 1 | 0 | 0 | 0 | -2 |
| 3 | Andre Curbelo | | 23:03 | 4-7 | 0-0 | 0-0 | 2 | 1 | 3 | 4 | 1 | 8 | 3 | 1 | 2 | 0 | 1 | -6 |
| 23 | David Jones | | 28:01 | 3-11 | 1-4 | 8-8 | 3 | 3 | 6 | 3 | 5 | 15 | 3 | 2 | 0 | 0 | 1 | -6 |
| Team | | | | | | | 3 | 1 | 4 | | | 0 | | 1 | | | | |
| **Totals** | | | | 30-65 | 4-13 | 22-29 | 15 | 17 | 32 | 23 | 20 | 86 | 15 | 13 | 6 | 3 | 11 | -9 |

| Shooting By Period | | |
|---|---|---|
| 1st FG% | 15-29 | 51.7% |
| 3PT% | 2-7 | 28.6% |
| FT% | 9-12 | 75% |
| 2nd FG% | 15-36 | 41.7% |
| 3PT% | 2-6 | 33.3% |
| FT% | 13-17 | 76.5% |
| GM FG% | 30-65 | 46.2% |
| 3PT% | 4-13 | 30.8% |
| FT% | 22-29 | 75.9% |

Dead Ball Rebounds: 4, 2

**Technical Fouls:** Nyiwe 1st 15:44 Addae-Wusu 2nd 9:32 Team 2nd 4:22

| | CON | SJU |
|---|---|---|
| Biggest lead | 17 (2nd 13:32) | 3 (1st 18:12) |
| Best Scoring Run | 8(1st 15:44) | 8(2nd 0:28) |
| Lead Changes | 1 | |
| Times Tied | 1 | |
| Time with Lead | 36:18 | 02:12 |

| Points from | CON | SJU |
|---|---|---|
| Turnovers | 13 | 12 |
| Paint | 38 | 44 |
| Second Chance | 27 | 16 |
| Fast Breaks | 19 | 13 |
| Bench | 32 | 28 |

| Period by Period Scoring | 1st | 2nd | TOT |
|---|---|---|---|
| CON | 50 | 45 | 95 |
| SJU | 41 | 45 | 86 |

## Game #30 - UConn 88, DePaul 59

March 1, 2023 - XL Center, Hartford, Conn.

Official Basketball Box Score - Final
**DePaul at UConn**
03/01/23 XL Center, Hartford, Conn.
2022-23 Men's Basketball

**Game Time:** 7:00 PM
**Game Duration:** 1:49
**Attendance:** 15,564

**Officials:** James Breeding, Lamar Simpson, Mike Palau

**DePaul - 59** Record: 9-21 (3-16)

| NO. | Name | | Min | FG M-A | 3P M-A | FT M-A | Rebounds OR | DR | TOT | Fouls PF | FD | TP | AS | TO | ST | Blocks BS | BA | +/- |
|---|---|---|---|---|---|---|---|---|---|---|---|---|---|---|---|---|---|---|
| 1 | Javan Johnson | F | 34:13 | 3-11 | 2-4 | 2-2 | 1 | 2 | 3 | 1 | 1 | 10 | 0 | 1 | 0 | 2 | 0 | -23 |
| 11 | Eral Penn | F | 23:33 | 2-6 | 0-0 | 2-3 | 1 | 2 | 3 | 2 | 2 | 6 | 0 | 0 | 1 | 0 | 1 | -19 |
| 14 | Nick Ongenda | C | 31:45 | 6-11 | 0-0 | 5-7 | 3 | 3 | 6 | 3 | 5 | 17 | 0 | 3 | 2 | 2 | 0 | -15 |
| 2 | Umoja Gibson | G | 20:34 | 2-10 | 1-5 | 0-0 | 1 | 0 | 1 | 2 | 0 | 5 | 2 | 2 | 0 | 0 | 0 | -33 |
| 3 | Jalen Terry | G | 19:46 | 3-5 | 2-4 | 0-0 | 0 | 5 | 5 | 1 | 1 | 8 | 1 | 2 | 1 | 0 | 1 | -11 |
| 10 | Yor Anei | | 08:15 | 1-2 | 0-0 | 0-0 | 1 | 0 | 1 | 3 | 1 | 2 | 1 | 0 | 0 | 0 | 0 | -14 |
| 23 | Caleb Murphy | | 18:39 | 2-6 | 0-0 | 1-2 | 1 | 1 | 2 | 0 | 2 | 5 | 0 | 2 | 3 | 0 | 2 | -16 |
| 5 | Philmon Gebrewhit | | 15:04 | 2-7 | 0-2 | 2-2 | 0 | 2 | 2 | 0 | 1 | 6 | 0 | 1 | 0 | 0 | 2 | -6 |
| 0 | Zion Cruz | | 15:44 | 0-1 | 0-0 | 0-0 | 0 | 0 | 0 | 1 | 0 | 0 | 1 | 1 | 0 | 0 | 0 | -7 |
| 4 | K.T. Raimey | | 12:27 | 0-1 | 0-0 | 0-0 | 0 | 1 | 1 | 0 | 0 | 0 | 0 | 1 | 1 | 0 | 0 | -1 |
| Team | | | | | | | 4 | 1 | 5 | | | 0 | | 1 | | | | |
| **Totals** | | | | 21-60 | 5-15 | 12-16 | 12 | 17 | 29 | 13 | 13 | 59 | 5 | 14 | 8 | 4 | 6 | -29 |

| Shooting By Period | | |
|---|---|---|
| 1st FG% | 7-31 | 22.6% |
| 3PT% | 0-4 | 0.0% |
| FT% | 5-7 | 71.4% |
| 2nd FG% | 14-29 | 48.3% |
| 3PT% | 5-11 | 45.5% |
| FT% | 7-9 | 77.8% |
| GM FG% | 21-60 | 35.0% |
| 3PT% | 5-15 | 33.3% |
| FT% | 12-16 | 75.0% |

Dead Ball Rebounds: 4, 0

**Technical Fouls:**: NONE

**UConn - 88** Record: 23-7 (12-7)

| NO. | Name | | Min | FG M-A | 3P M-A | FT M-A | Rebounds OR | DR | TOT | Fouls PF | FD | TP | AS | TO | ST | Blocks BS | BA | +/- |
|---|---|---|---|---|---|---|---|---|---|---|---|---|---|---|---|---|---|---|
| 11 | Alex Karaban | F | 28:44 | 4-9 | 2-4 | 1-1 | 2 | 4 | 6 | 1 | 1 | 11 | 4 | 2 | 1 | 2 | 0 | 29 |
| 21 | Adama Sanogo | F | 22:33 | 11-14 | 1-2 | 3-3 | 2 | 3 | 5 | 3 | 5 | 26 | 0 | 1 | 2 | 1 | 0 | 21 |
| 2 | Tristen Newton | G | 28:29 | 5-7 | 2-3 | 0-0 | 0 | 5 | 5 | 2 | 0 | 12 | 6 | 2 | 2 | 1 | 0 | 29 |
| 24 | Jordan Hawkins | G | 28:56 | 1-9 | 1-6 | 0-0 | 1 | 1 | 2 | 0 | 2 | 3 | 0 | 0 | 0 | 1 | 1 | 29 |
| 44 | Andre Jackson Jr. | G | 30:00 | 3-4 | 1-2 | 4-6 | 1 | 7 | 8 | 2 | 4 | 11 | 9 | 3 | 0 | 0 | 0 | 25 |
| 32 | Donovan Clingan | | 14:24 | 5-8 | 0-0 | 0-0 | 2 | 2 | 4 | 4 | 1 | 10 | 0 | 2 | 0 | 1 | 1 | 9 |
| 4 | Nahiem Alleyne | | 15:13 | 2-4 | 0-0 | 0-0 | 0 | 0 | 0 | 0 | 0 | 4 | 2 | 0 | 0 | 0 | 2 | 4 |
| 3 | Joey Calcaterra | | 18:56 | 3-5 | 3-5 | 0-0 | 0 | 2 | 2 | 0 | 0 | 9 | 3 | 3 | 3 | 0 | 0 | 2 |
| 35 | Samson Johnson | | 07:09 | 0-0 | 0-0 | 0-0 | 0 | 1 | 1 | 1 | 0 | 0 | 0 | 0 | 1 | 0 | 0 | -3 |
| 13 | Richie Springs | | 02:05 | 1-1 | 0-0 | 0-0 | 1 | 0 | 1 | 0 | 0 | 2 | 0 | 0 | 0 | 0 | 0 | 0 |
| 33 | Apostolos Roumoglou | | 02:05 | 0-2 | 0-1 | 0-0 | 0 | 0 | 0 | 0 | 0 | 0 | 0 | 0 | 0 | 0 | 0 | 0 |
| 20 | Andrew Hurley | | 01:26 | 0-1 | 0-0 | 0-0 | 0 | 1 | 1 | 0 | 0 | 0 | 0 | 0 | 0 | 0 | 0 | 0 |
| Team | | | | | | | 4 | 1 | 5 | | | 0 | | 0 | | | | |
| **Totals** | | | | 35-64 | 10-23 | 8-10 | 13 | 27 | 40 | 13 | 13 | 88 | 24 | 13 | 9 | 6 | 4 | 29 |

| Shooting By Period | | |
|---|---|---|
| 1st FG% | 21-37 | 56.8% |
| 3PT% | 6-13 | 46.2% |
| FT% | 3-4 | 75% |
| 2nd FG% | 14-27 | 51.9% |
| 3PT% | 4-10 | 40.0% |
| FT% | 5-6 | 83.3% |
| GM FG% | 35-64 | 54.7% |
| 3PT% | 10-23 | 43.5% |
| FT% | 8-10 | 80.0% |

Dead Ball Rebounds: 1, 0

**Technical Fouls:**: NONE

| | DePAUL | UCONN |
|---|---|---|
| Biggest lead | 0 (1st 20:00) | 34 (1st 6:03) |
| Best Scoring Run | 5(1st 4:36) | 27(1st 10:58) |
| Lead Changes | 0 | |
| Times Tied | 1 | |
| Time with Lead | 00:00 | 37:48 |

| Points from | DePAUL | UCONN |
|---|---|---|
| Turnovers | 14 | 18 |
| Paint | 26 | 46 |
| Second Chance | 10 | 16 |
| Fast Breaks | 5 | 14 |
| Bench | 13 | 25 |

| Period by Period Scoring | 1st | 2nd | TOT |
|---|---|---|---|
| DePAUL | 19 | 40 | 59 |
| UCONN | 51 | 37 | 88 |

## BIG EAST TOURNAMENT QUARTERFINALS

## Game #31 - UConn 71, Villanova 59

March 4, 2023 - Wells Fargo Center, Philadelphia, Pa.

Official Basketball Box Score - Final
**UConn at Villanova**
03/04/23 Wells Fargo Center, Philadelphia
2022-23 Men's Basketball

**Game Time:** 7:30 PM
**Game Duration:** 2:06
**Attendance:** 16,264

**Officials:** Brian O'Connell, John Gaffney, Earl Walton

**UConn - 71** Record: 24-7 (13-7)

| NO. | Name | | Min | FG M-A | 3P M-A | FT M-A | Rebounds OR | DR | TOT | Fouls PF | FD | TP | AS | TO | ST | Blocks BS | BA | +/- |
|---|---|---|---|---|---|---|---|---|---|---|---|---|---|---|---|---|---|---|
| 11 | Alex Karaban | F | 33:33 | 6-8 | 2-4 | 2-2 | 1 | 5 | 6 | 2 | 2 | 16 | 4 | 1 | 1 | 3 | 0 | 16 |
| 21 | Adama Sanogo | F | 26:27 | 4-12 | 0-2 | 1-1 | 2 | 7 | 9 | 4 | 1 | 9 | 0 | 3 | 1 | 0 | 0 | 18 |
| 2 | Tristen Newton | G | 35:25 | 3-9 | 1-4 | 2-2 | 1 | 2 | 3 | 3 | 4 | 9 | 3 | 2 | 3 | 0 | 1 | 14 |
| 24 | Jordan Hawkins | G | 32:25 | 7-17 | 3-11 | 7-8 | 1 | 3 | 4 | 2 | 6 | 24 | 1 | 1 | 1 | 0 | 0 | 13 |
| 44 | Andre Jackson Jr. | G | 35:33 | 4-5 | 2-3 | 0-0 | 3 | 4 | 7 | 2 | 0 | 10 | 5 | 3 | 0 | 2 | 0 | 12 |
| 4 | Nahiem Alleyne | | 12:27 | 1-5 | 0-3 | 1-1 | 0 | 2 | 2 | 1 | 1 | 3 | 1 | 0 | 0 | 0 | 0 | -4 |
| 3 | Joey Calcaterra | | 11:05 | 0-0 | 0-0 | 0-0 | 0 | 1 | 1 | 1 | 1 | 0 | 1 | 2 | 0 | 0 | 0 | -5 |
| 32 | Donovan Clingan | | 12:35 | 0-0 | 0-0 | 0-0 | 0 | 2 | 2 | 2 | 1 | 0 | 0 | 0 | 1 | 0 | 0 | -6 |
| 13 | Richie Springs | | 00:10 | 0-0 | 0-0 | 0-0 | 0 | 0 | 0 | 0 | 0 | 0 | 0 | 0 | 0 | 0 | 0 | 1 |
| 33 | Apostolos Roumoglou | | 00:10 | 0-0 | 0-0 | 0-0 | 0 | 0 | 0 | 0 | 0 | 0 | 0 | 0 | 0 | 0 | 0 | 1 |
| 35 | Samson Johnson | | 00:10 | 0-0 | 0-0 | 0-0 | 0 | 0 | 0 | 0 | 0 | 0 | 0 | 0 | 0 | 0 | 0 | 0 |
| Team | | | | | | | 2 | 2 | 4 | | | 0 | | 0 | | | | |
| **Totals** | | | | 25-56 | 8-27 | 13-14 | 10 | 28 | 38 | 17 | 16 | 71 | 15 | 12 | 7 | 5 | 1 | 12 |

| Shooting By Period | | |
|---|---|---|
| 1st FG% | 13-29 | 44.8% |
| 3PT% | 4-15 | 26.7% |
| FT% | 2-2 | 100% |
| 2nd FG% | 12-27 | 44.4% |
| 3PT% | 4-12 | 33.3% |
| FT% | 11-12 | 91.7% |
| GM FG% | 25-56 | 44.6% |
| 3PT% | 8-27 | 29.6% |
| FT% | 13-14 | 92.9% |

Dead Ball Rebounds: 1, 0

**Technical Fouls:**: NONE

**Villanova - 59** Record: 16-15 (10-10)

| NO. | Name | | Min | FG M-A | 3P M-A | FT M-A | Rebounds OR | DR | TOT | Fouls PF | FD | TP | AS | TO | ST | Blocks BS | BA | +/- |
|---|---|---|---|---|---|---|---|---|---|---|---|---|---|---|---|---|---|---|
| 22 | Cam Whitmore | F | 32:15 | 6-11 | 1-5 | 1-3 | 2 | 3 | 5 | 2 | 4 | 14 | 1 | 1 | 3 | 0 | 2 | -7 |
| 34 | Brandon Slater | F | 25:56 | 0-4 | 0-1 | 3-4 | 0 | 2 | 2 | 1 | 3 | 3 | 0 | 1 | 1 | 0 | 0 | -9 |
| 43 | Eric Dixon | F | 30:46 | 1-5 | 1-3 | 4-4 | 1 | 2 | 3 | 1 | 3 | 7 | 0 | 3 | 1 | 1 | 0 | -16 |
| 5 | Justin Moore | G | 35:31 | 7-15 | 3-10 | 0-0 | 0 | 4 | 4 | 2 | 1 | 17 | 2 | 1 | 0 | 0 | 0 | -11 |
| 14 | Caleb Daniels | G | 33:59 | 3-11 | 1-5 | 0-0 | 2 | 5 | 7 | 3 | 1 | 7 | 3 | 1 | 2 | 0 | 1 | -8 |
| 2 | Mark Armstrong | | 21:41 | 3-8 | 1-3 | 1-2 | 1 | 1 | 2 | 3 | 1 | 8 | 1 | 2 | 0 | 0 | 2 | -6 |
| 15 | Jordan Longino | | 12:16 | 0-1 | 0-1 | 3-5 | 0 | 3 | 3 | 1 | 3 | 3 | 0 | 0 | 0 | 0 | 0 | -6 |
| 4 | Chris Arcidiacono | | 05:02 | 0-0 | 0-0 | 0-0 | 0 | 1 | 1 | 1 | 1 | 0 | 1 | 1 | 0 | 0 | 0 | -1 |
| 1 | Brendan Hausen | | 02:34 | 0-0 | 0-0 | 0-0 | 0 | 0 | 0 | 2 | 0 | 0 | 0 | 1 | 0 | 0 | 0 | 4 |
| Team | | | | | | | 4 | 0 | 4 | | | 0 | | 1 | | | | |
| **Totals** | | | | 20-55 | 7-28 | 12-18 | 10 | 21 | 31 | 16 | 17 | 59 | 8 | 12 | 7 | 1 | 5 | -12 |

| Shooting By Period | | |
|---|---|---|
| 1st FG% | 9-23 | 39.1% |
| 3PT% | 2-10 | 20.0% |
| FT% | 4-7 | 57.1% |
| 2nd FG% | 11-32 | 34.4% |
| 3PT% | 5-18 | 27.8% |
| FT% | 8-11 | 72.7% |
| GM FG% | 20-55 | 36.4% |
| 3PT% | 7-28 | 25.0% |
| FT% | 12-18 | 66.7% |

Dead Ball Rebounds: 3, 0

**Technical Fouls:**: NONE

| | CON | VIL |
|---|---|---|
| Biggest lead | 15 (2nd 14:39) | 3 (1st 10:42) |
| Best Scoring Run | 7(2nd 16:50) | 8(1st 10:42) |
| Lead Changes | 5 | |
| Times Tied | 5 | |
| Time with Lead | 30:31 | 02:51 |

| Points from | CON | VIL |
|---|---|---|
| Turnovers | 11 | 15 |
| Paint | 30 | 26 |
| Second Chance | 15 | 9 |
| Fast Breaks | 18 | 7 |
| Bench | 3 | 11 |

| Period by Period Scoring | 1st | 2nd | TOT |
|---|---|---|---|
| CON | 32 | 39 | 71 |
| VIL | 24 | 35 | 59 |

## Game #32 - UConn 73, Providence 66

March 9, 2023 - Madison Square Garden, New York, N.Y.

Official Basketball Box Score - Final
**Providence at UConn**
03/09/23 Madison Square Garden, New York
2023 Big East Men's Tournament - Quarterfinal

**Game Time:** 2:30 PM
**Game Duration:** 2:02
**Attendance:** 19,812

**Officials:** John Gaffney, James Breeding, Matt Potter

**Providence - 66** Record: 21-11

| NO. | Name | | Min | FG M-A | 3P M-A | FT M-A | Rebounds OR | DR | TOT | Fouls PF | FD | TP | AS | TO | ST | Blocks BS | BA | +/- |
|---|---|---|---|---|---|---|---|---|---|---|---|---|---|---|---|---|---|---|
| 5 | Ed Croswell | F | 30:08 | 3-8 | 0-0 | 0-0 | 3 | 1 | 4 | 4 | 1 | 6 | 0 | 2 | 3 | 0 | 0 | 3 |
| 23 | Bryce Hopkins | F | 40:00 | 5-12 | 0-2 | 6-9 | 2 | 5 | 7 | 0 | 5 | 16 | 3 | 2 | 1 | 0 | 2 | -7 |
| 0 | Alyn Breed | G | 13:57 | 2-5 | 0-2 | 0-0 | 0 | 0 | 0 | 2 | 0 | 4 | 1 | 2 | 1 | 0 | 0 | -11 |
| 10 | Noah Locke | G | 24:59 | 5-10 | 4-7 | 0-0 | 1 | 0 | 1 | 1 | 1 | 14 | 1 | 0 | 1 | 0 | 0 | 2 |
| 22 | Devin Carter | G | 25:30 | 3-9 | 1-5 | 2-4 | 0 | 3 | 3 | 1 | 6 | 9 | 2 | 1 | 3 | 0 | 1 | -23 |
| 4 | Jared Bynum | | 21:22 | 2-7 | 0-3 | 4-4 | 0 | 1 | 1 | 0 | 2 | 8 | 2 | 2 | 1 | 0 | 0 | -3 |
| 21 | Clifton Moore | | 09:40 | 1-1 | 0-0 | 0-0 | 2 | 1 | 3 | 0 | 0 | 2 | 0 | 0 | 0 | 0 | 0 | -10 |
| 14 | Corey Floyd, Jr. | | 23:51 | 3-5 | 1-3 | 0-0 | 2 | 1 | 3 | 2 | 1 | 7 | 1 | 0 | 2 | 0 | 0 | 10 |
| 1 | Jayden Pierre | | 10:33 | 0-1 | 0-1 | 0-0 | 0 | 0 | 0 | 2 | 0 | 0 | 3 | 0 | 0 | 0 | 0 | 4 |
| Team | | | | | | | 0 | 3 | 3 | | | 0 | | 0 | | | | |
| **Totals** | | | | 24-58 | 6-23 | 12-17 | 10 | 15 | 25 | 12 | 16 | 66 | 13 | 9 | 12 | 0 | 3 | -7 |

| Shooting By Period | | |
|---|---|---|
| 1st FG% | 8-27 | 29.6% |
| 3PT% | 1-9 | 11.1% |
| FT% | 2-4 | 50% |
| 2nd FG% | 16-31 | 51.6% |
| 3PT% | 5-14 | 35.7% |
| FT% | 10-13 | 76.9% |
| GM FG% | 24-58 | 41.4% |
| 3PT% | 6-23 | 26.1% |
| FT% | 12-17 | 70.6% |

Dead Ball Rebounds: 4, 1

**Technical Fouls:**: NONE

**UConn - 73** Record: 25-7

| NO. | Name | | Min | FG M-A | 3P M-A | FT M-A | Rebounds OR | DR | TOT | Fouls PF | FD | TP | AS | TO | ST | Blocks BS | BA | +/- |
|---|---|---|---|---|---|---|---|---|---|---|---|---|---|---|---|---|---|---|
| 11 | Alex Karaban | F | 21:41 | 3-6 | 2-4 | 0-0 | 1 | 0 | 1 | 4 | 0 | 8 | 0 | 1 | 0 | 1 | 0 | 11 |
| 21 | Adama Sanogo | F | 27:03 | 5-5 | 0-0 | 0-0 | 1 | 4 | 5 | 3 | 3 | 10 | 2 | 5 | 0 | 1 | 0 | 6 |
| 5 | Hassan Diarra | G | 13:01 | 0-1 | 0-1 | 0-0 | 0 | 1 | 1 | 2 | 1 | 0 | 2 | 2 | 1 | 0 | 0 | -4 |
| 24 | Jordan Hawkins | G | 33:05 | 7-13 | 3-9 | 2-2 | 1 | 3 | 4 | 2 | 3 | 19 | 1 | 1 | 0 | 0 | 0 | 9 |
| 44 | Andre Jackson Jr. | G | 36:36 | 4-7 | 1-4 | 0-1 | 2 | 9 | 11 | 2 | 2 | 9 | 6 | 4 | 3 | 0 | 0 | 12 |
| 3 | Joey Calcaterra | | 16:43 | 2-4 | 2-4 | 0-0 | 0 | 2 | 2 | 0 | 1 | 6 | 2 | 2 | 0 | 0 | 0 | 4 |
| 32 | Donovan Clingan | | 12:45 | 0-2 | 0-0 | 0-0 | 1 | 3 | 4 | 0 | 0 | 0 | 1 | 1 | 0 | 1 | 0 | 1 |
| 2 | Tristen Newton | | 26:57 | 5-11 | 4-6 | 2-2 | 3 | 1 | 4 | 3 | 2 | 16 | 7 | 1 | 1 | 0 | 0 | 4 |
| 4 | Nahiem Alleyne | | 12:09 | 2-4 | 1-2 | 0-0 | 0 | 0 | 0 | 0 | 0 | 5 | 0 | 1 | 0 | 0 | 0 | -8 |
| Team | | | | | | | 1 | 2 | 3 | | | 0 | | 0 | | | | |
| **Totals** | | | | 28-53 | 13-30 | 4-5 | 10 | 25 | 35 | 16 | 12 | 73 | 21 | 18 | 5 | 3 | 0 | 7 |

| Shooting By Period | | |
|---|---|---|
| 1st FG% | 15-26 | 57.7% |
| 3PT% | 5-13 | 38.5% |
| FT% | 0-0 | 0% |
| 2nd FG% | 13-27 | 48.1% |
| 3PT% | 8-17 | 47.1% |
| FT% | 4-5 | 80% |
| GM FG% | 28-53 | 52.8% |
| 3PT% | 13-30 | 43.3% |
| FT% | 4-5 | 80.0% |

Dead Ball Rebounds: 0, 0

**Technical Fouls:**: NONE

| | PROV | UCONN |
|---|---|---|
| Biggest lead | 0 (1st 20:00) | 26 (2nd 12:30) |
| Best Scoring Run | 12(2nd 8:55) | 8(1st 0:59) |
| Lead Changes | 0 | |
| Times Tied | 0 | |
| Time with Lead | 00:00 | 39:39 |

| Points from | PROV | UCONN |
|---|---|---|
| Turnovers | 20 | 18 |
| Paint | 30 | 24 |
| Second Chance | 9 | 13 |
| Fast Breaks | 7 | 12 |
| Bench | 17 | 27 |

| Period by Period Scoring | 1st | 2nd | TOT |
|---|---|---|---|
| PROV | 19 | 47 | 66 |
| UCONN | 35 | 38 | 73 |

**Game Notes:** MSG Sellout ♦

# 2022-23 UCONN GAME-BY-GAME BOX SCORES

## BIG EAST TOURNAMENT SEMIFINALS

### Game #33 - Marquette 70, UConn 68

March 10, 2023 - Madison Square Garden, New York, N.Y.

Official Basketball Box Score - Final
**UConn at Marquette**
03/10/23 Madison Square Garden, New York
2023 Big East Men's Tournament - Semifinal

**Game Time:** 6:30 PM
**Game Duration:** 2:06
**Attendance:** 19,812

**Officials:** Brian O'Connell, Jeff Anderson, Jeff Clark

**UConn - 68** **Record: 25-8**

| NO. | Name | | Min | FG M-A | 3P M-A | FT M-A | Rebounds OR | DR | TOT | Fouls PF | FD | TP | AS | TO | ST | Blocks BS | BA | +/- |
|---|---|---|---|---|---|---|---|---|---|---|---|---|---|---|---|---|---|---|
| 11 | Alex Karaban | F | 34:53 | 4-5 | 2-2 | 0-0 | 1 | 4 | 5 | 3 | 0 | 10 | 1 | 1 | 0 | 0 | 0 | 5 |
| 21 | Adama Sanogo | F | 30:19 | 8-12 | 0-1 | 3-4 | 5 | 6 | 11 | 2 | 4 | 19 | 1 | 2 | 0 | 0 | 0 | -11 |
| 2 | Tristen Newton | G | 31:59 | 2-10 | 0-2 | 3-5 | 4 | 2 | 6 | 2 | 8 | 7 | 6 | 1 | 0 | 0 | 1 | -8 |
| 24 | Jordan Hawkins | G | 30:29 | 2-11 | 1-8 | 0-0 | 0 | 3 | 3 | 0 | 0 | 5 | 2 | 0 | 0 | 0 | 0 | -8 |
| 44 | Andre Jackson Jr. | G | 14:31 | 1-2 | 0-1 | 0-2 | 0 | 1 | 1 | 5 | 1 | 2 | 2 | 1 | 0 | 0 | 0 | -4 |
| 4 | Nahiem Alleyne | | 22:13 | 4-8 | 2-4 | 0-0 | 0 | 0 | 0 | 0 | 0 | 10 | 1 | 1 | 2 | 0 | 0 | 0 |
| 5 | Hassan Diarra | | 06:01 | 0-0 | 0-0 | 0-0 | 0 | 1 | 1 | 1 | 0 | 0 | 0 | 1 | 0 | 1 | 0 | 2 |
| 32 | Donovan Clingan | | 09:41 | 2-3 | 0-0 | 3-4 | 3 | 2 | 5 | 1 | 3 | 7 | 0 | 1 | 0 | 1 | 0 | 9 |
| 3 | Joey Calcaterra | | 19:54 | 3-8 | 2-7 | 0-0 | 1 | 1 | 2 | 0 | 1 | 8 | 0 | 1 | 0 | 0 | 0 | 5 |
| Team | | | | | | | 2 | 1 | 3 | | | 0 | | 0 | | | | |
| **Totals** | | | | 26-59 | 7-25 | 9-15 | 16 | 21 | 37 | 14 | 17 | 68 | 13 | 9 | 2 | 2 | 1 | -2 |

**Shooting By Period**

| | | |
|---|---|---|
| 1st FG% | 14-30 | 46.7% |
| 3PT% | 5-11 | 45.5% |
| FT% | 5-8 | 62.5% |
| 2nd FG% | 12-29 | 41.4% |
| 3PT% | 2-14 | 14.3% |
| FT% | 4-7 | 57.1% |
| GM FG% | 26-59 | 44.1% |
| 3PT% | 7-25 | 28.0% |
| FT% | 9-15 | 60.0% |

Dead Ball Rebounds: 4, 0

**Technical Fouls:**:NONE

**Marquette - 70** **Record: 27-6**

| NO. | Name | | Min | FG M-A | 3P M-A | FT M-A | Rebounds OR | DR | TOT | Fouls PF | FD | TP | AS | TO | ST | Blocks BS | BA | +/- |
|---|---|---|---|---|---|---|---|---|---|---|---|---|---|---|---|---|---|---|
| 12 | Olivier-Maxence Prosper | F | 34:22 | 3-8 | 1-4 | 4-4 | 2 | 1 | 3 | 1 | 4 | 11 | 1 | 0 | 0 | 0 | 1 | 1 |
| 13 | Oso Ighodaro | F | 17:53 | 3-5 | 0-0 | 0-1 | 0 | 2 | 2 | 4 | 1 | 6 | 0 | 0 | 0 | 0 | 0 | 5 |
| 1 | Kam Jones | G | 36:58 | 5-10 | 3-7 | 1-2 | 0 | 6 | 6 | 1 | 2 | 14 | 2 | 2 | 0 | 0 | 0 | 4 |
| 4 | Stevie Mitchell | G | 26:07 | 1-3 | 0-1 | 0-0 | 0 | 0 | 0 | 2 | 0 | 2 | 0 | 2 | 0 | 0 | 0 | 5 |
| 11 | Tyler Kolek | G | 28:57 | 6-11 | 2-5 | 3-4 | 0 | 4 | 4 | 4 | 5 | 17 | 6 | 3 | 2 | 1 | 0 | 9 |
| 5 | Chase Ross | | 19:32 | 1-5 | 1-5 | 0-0 | 0 | 2 | 2 | 0 | 0 | 3 | 2 | 1 | 0 | 0 | 0 | -4 |
| 23 | David Joplin | | 18:03 | 5-7 | 4-5 | 3-3 | 1 | 2 | 3 | 4 | 1 | 17 | 1 | 0 | 0 | 0 | 1 | 0 |
| 22 | Sean Jones | | 08:46 | 0-1 | 0-1 | 0-0 | 0 | 0 | 0 | 0 | 1 | 0 | 0 | 0 | 0 | 0 | 0 | -8 |
| 21 | Ben Gold | | 09:22 | 0-1 | 0-1 | 0-0 | 1 | 0 | 1 | 1 | 0 | 0 | 0 | 0 | 1 | 0 | 0 | -2 |
| Team | | | | | | | 4 | 2 | 6 | | | 0 | | 1 | | | | |
| **Totals** | | | | 24-51 | 11-29 | 11-14 | 8 | 19 | 27 | 17 | 14 | 70 | 12 | 9 | 3 | 1 | 2 | 2 |

**Shooting By Period**

| | | |
|---|---|---|
| 1st FG% | 14-26 | 53.8% |
| 3PT% | 5-12 | 41.7% |
| FT% | 5-6 | 83.3% |
| 2nd FG% | 10-25 | 40.0% |
| 3PT% | 6-17 | 35.3% |
| FT% | 6-8 | 75% |
| GM FG% | 24-51 | 47.1% |
| 3PT% | 11-29 | 37.9% |
| FT% | 11-14 | 78.6% |

Dead Ball Rebounds: 1, 0

**Technical Fouls:**:NONE

| | UCONN | MARQ |
|---|---|---|
| Biggest lead | 5 (1st 9:18) | 10 (2nd 14:45) |
| Best Scoring Run | 7(1st 11:28) | 6(2nd 14:45) |
| Lead Changes | 8 | |
| Times Tied | 6 | |
| Time with Lead | 08:56 | 27:36 |

| Points from | UCONN | MARQ |
|---|---|---|
| Turnovers | 7 | 7 |
| Paint | 34 | 26 |
| Second Chance | 19 | 10 |
| Fast Breaks | 0 | 2 |
| Bench | 25 | 20 |

**Period by Period Scoring**

| | 1st | 2nd | TOT |
|---|---|---|---|
| UCONN | 38 | 30 | 68 |
| MARQ | 38 | 32 | 70 |

**Game Notes:**MSG Sellout ♦

## NCAA CHAMPIONSHIP FIRST ROUND

### Game #34 - UConn 87, Iona 63

March 17, 2023 - MVP Arena, Albany, N.Y.

Official Basketball Box Score - Final
**Iona at UConn**
03/17/23 MVP Arena, Albany, NY
2022-23 NCAA Division I Men's Basketball Championship - First Round

**Game Time:** 4:30 PM
**Game Duration:** 2:08
**Attendance:** 14,010

**Officials:** Jeffrey Anderson, Olandis Poole, Owen Shortt

**Iona - 63** **Record: 27-8**

| NO. | Name | | Min | FG M-A | 3P M-A | FT M-A | Rebounds OR | DR | TOT | Fouls PF | FD | TP | AS | TO | ST | Blocks BS | BA | +/- |
|---|---|---|---|---|---|---|---|---|---|---|---|---|---|---|---|---|---|---|
| 0 | Berrick JeanLouis | F | 30:40 | 5-10 | 2-3 | 1-2 | 0 | 3 | 3 | 2 | 1 | 13 | 0 | 0 | 0 | 0 | 1 | -16 |
| 13 | Nelly Joseph | F | 33:35 | 4-8 | 0-0 | 0-0 | 1 | 4 | 5 | 3 | 1 | 8 | 0 | 1 | 0 | 0 | 1 | -16 |
| 55 | Osborn Shema | F | 26:15 | 0-5 | 0-2 | 0-0 | 0 | 3 | 3 | 1 | 0 | 0 | 0 | 0 | 2 | 1 | 0 | -21 |
| 1 | Walter Clayton Jr. | G | 31:00 | 4-10 | 3-6 | 4-4 | 2 | 2 | 4 | 3 | 6 | 15 | 4 | 2 | 0 | 1 | 0 | -15 |
| 5 | Daniss Jenkins | G | 34:39 | 4-13 | 0-1 | 6-7 | 0 | 2 | 2 | 2 | 5 | 14 | 5 | 0 | 4 | 1 | 1 | -28 |
| 2 | Sadiku Ibine Ayo | | 09:17 | 1-4 | 0-1 | 0-0 | 1 | 1 | 2 | 0 | 0 | 2 | 0 | 0 | 0 | 0 | 1 | -8 |
| 33 | Silas Sunday | | 05:43 | 2-3 | 0-0 | 0-0 | 1 | 0 | 1 | 1 | 0 | 4 | 0 | 0 | 0 | 0 | 0 | -6 |
| 12 | Anton Brookshire | | 06:29 | 1-2 | 1-2 | 0-0 | 0 | 2 | 2 | 0 | 0 | 3 | 0 | 1 | 0 | 0 | 0 | 3 |
| 23 | Michael Jefferson | | 14:27 | 1-2 | 1-1 | 0-1 | 0 | 2 | 2 | 1 | 1 | 3 | 0 | 1 | 1 | 0 | 1 | -5 |
| 3 | Cruz Davis | | 07:55 | 0-0 | 0-0 | 1-2 | 0 | 1 | 1 | 0 | 1 | 1 | 0 | 1 | 0 | 0 | 0 | -8 |
| Team | | | | | | | 2 | 2 | 4 | | | 0 | | 0 | | | | |
| **Totals** | | | | 22-57 | 7-16 | 12-16 | 7 | 22 | 29 | 13 | 15 | 63 | 9 | 6 | 7 | 3 | 5 | -24 |

**Shooting By Period**

| | | |
|---|---|---|
| 1st FG% | 16-33 | 48.5% |
| 3PT% | 6-11 | 54.5% |
| FT% | 1-2 | 50% |
| 2nd FG% | 6-24 | 25.0% |
| 3PT% | 1-5 | 20.0% |
| FT% | 11-14 | 78.6% |
| GM FG% | 22-57 | 38.6% |
| 3PT% | 7-16 | 43.8% |
| FT% | 12-16 | 75.0% |

Dead Ball Rebounds: 1, 0

**Technical Fouls:**:NONE

**UConn - 87** **Record: 26-8**

| NO. | Name | | Min | FG M-A | 3P M-A | FT M-A | Rebounds OR | DR | TOT | Fouls PF | FD | TP | AS | TO | ST | Blocks BS | BA | +/- |
|---|---|---|---|---|---|---|---|---|---|---|---|---|---|---|---|---|---|---|
| 11 | Alex Karaban | F | 30:41 | 2-5 | 2-4 | 0-0 | 2 | 2 | 4 | 4 | 1 | 6 | 3 | 1 | 0 | 1 | 0 | 12 |
| 21 | Adama Sanogo | F | 24:39 | 13-17 | 0-0 | 2-3 | 6 | 7 | 13 | 0 | 2 | 28 | 0 | 2 | 0 | 1 | 0 | 16 |
| 2 | Tristen Newton | G | 23:35 | 1-5 | 0-2 | 2-2 | 0 | 4 | 4 | 3 | 2 | 4 | 6 | 0 | 0 | 0 | 1 | 14 |
| 24 | Jordan Hawkins | G | 27:33 | 3-11 | 3-7 | 4-4 | 2 | 2 | 4 | 3 | 4 | 13 | 1 | 0 | 0 | 0 | 1 | 11 |
| 44 | Andre Jackson Jr. | G | 33:31 | 4-9 | 2-5 | 0-0 | 2 | 3 | 5 | 2 | 0 | 10 | 7 | 2 | 1 | 0 | 0 | 23 |
| 3 | Joey Calcaterra | | 12:35 | 2-4 | 2-3 | 0-0 | 0 | 1 | 1 | 1 | 0 | 6 | 2 | 0 | 0 | 0 | 0 | 7 |
| 4 | Nahiem Alleyne | | 14:48 | 2-5 | 2-3 | 2-2 | 0 | 0 | 0 | 1 | 1 | 8 | 1 | 0 | 1 | 0 | 0 | 17 |
| 32 | Donovan Clingan | | 13:47 | 5-7 | 0-0 | 2-3 | 2 | 7 | 9 | 0 | 3 | 12 | 1 | 1 | 0 | 2 | 1 | 8 |
| 5 | Hassan Diarra | | 10:57 | 0-3 | 0-1 | 0-0 | 0 | 2 | 2 | 1 | 0 | 0 | 3 | 1 | 2 | 1 | 0 | 10 |
| 35 | Samson Johnson | | 01:26 | 0-0 | 0-0 | 0-0 | 0 | 0 | 0 | 0 | 0 | 0 | 0 | 0 | 0 | 0 | 0 | 2 |
| 13 | Richie Springs | | 01:34 | 0-0 | 0-0 | 0-0 | 0 | 1 | 1 | 0 | 0 | 0 | 0 | 1 | 0 | 0 | 0 | 0 |
| 20 | Andrew Hurley | | 01:34 | 0-0 | 0-0 | 0-0 | 0 | 0 | 0 | 0 | 0 | 0 | 0 | 0 | 0 | 0 | 0 | 0 |
| 33 | Apostolos Roumoglou | | 01:34 | 0-0 | 0-0 | 0-0 | 0 | 0 | 0 | 0 | 0 | 0 | 0 | 0 | 0 | 0 | 0 | 0 |
| 30 | Yarin Hasson | | 00:53 | 0-0 | 0-0 | 0-0 | 0 | 0 | 0 | 0 | 0 | 0 | 0 | 0 | 0 | 0 | 0 | 0 |
| 40 | Andre Johnson Jr. | | 00:53 | 0-0 | 0-0 | 0-0 | 0 | 0 | 0 | 0 | 0 | 0 | 0 | 0 | 0 | 0 | 0 | 0 |
| Team | | | | | | | 0 | 2 | 2 | | | 0 | | 1 | | | | |
| **Totals** | | | | 32-66 | 11-25 | 12-14 | 14 | 31 | 45 | 15 | 13 | 87 | 24 | 9 | 4 | 5 | 3 | 24 |

**Shooting By Period**

| | | |
|---|---|---|
| 1st FG% | 14-36 | 38.9% |
| 3PT% | 7-16 | 43.8% |
| FT% | 2-3 | 66.7% |
| 2nd FG% | 18-30 | 60.0% |
| 3PT% | 4-9 | 44.4% |
| FT% | 10-11 | 90.9% |
| GM FG% | 32-66 | 48.5% |
| 3PT% | 11-25 | 44.0% |
| FT% | 12-14 | 85.7% |

Dead Ball Rebounds: 0, 0

**Technical Fouls:**:NONE

| | IONA | UCONN |
|---|---|---|
| Biggest lead | 4 (1st 12:54) | 24 (2nd 2:02) |
| Best Scoring Run | 7(1st 12:54) | 8(2nd 2:02) |
| Lead Changes | 6 | |
| Times Tied | 5 | |
| Time with Lead | 10:08 | 27:51 |

| Points from | IONA | UCONN |
|---|---|---|
| Turnovers | 11 | 9 |
| Paint | 22 | 38 |
| Second Chance | 7 | 17 |
| Fast Breaks | 4 | 12 |
| Bench | 13 | 26 |

**Period by Period Scoring**

| | 1st | 2nd | TOT |
|---|---|---|---|
| IONA | 39 | 24 | 63 |
| UCONN | 37 | 50 | 87 |

## NCAA CHAMPIONSHIP SECOND ROUND

### Game #35 - UConn 70, Saint Mary's 55

March 19, 2023 - MVP Arena, Albany, N.Y.

Official Basketball Box Score - Final
**Saint Mary's (CA) at UConn**
03/19/23 MVP Arena, Albany, NY
2022-23 NCAA Division I Men's Basketball Championship - Second Round

**Game Time:** 6:10 PM
**Game Duration:** 2:06

**Officials:** Doug Shows, Keith Kimble, Kelly Pfeifer

**Saint Mary's (CA) - 55** **Record: 27-8**

| NO. | Name | | Min | FG M-A | 3P M-A | FT M-A | Rebounds OR | DR | TOT | Fouls PF | FD | TP | AS | TO | ST | Blocks BS | BA | +/- |
|---|---|---|---|---|---|---|---|---|---|---|---|---|---|---|---|---|---|---|
| 14 | Kyle Bowen | F | 35:17 | 2-6 | 1-3 | 2-2 | 0 | 6 | 6 | 2 | 2 | 7 | 1 | 2 | 0 | 0 | 0 | -14 |
| 11 | Mitchell Saxen | C | 22:33 | 3-3 | 0-0 | 0-0 | 0 | 3 | 3 | 4 | 0 | 6 | 0 | 1 | 0 | 1 | 0 | -1 |
| 0 | Logan Johnson | G | 40:00 | 3-15 | 0-1 | 3-3 | 1 | 6 | 7 | 4 | 3 | 9 | 4 | 2 | 4 | 0 | 4 | -15 |
| 20 | Aidan Mahaney | G | 36:25 | 4-13 | 1-5 | 0-2 | 0 | 0 | 0 | 1 | 2 | 9 | 1 | 2 | 1 | 0 | 1 | -12 |
| 44 | Alex Ducas | G | 15:08 | 3-4 | 2-3 | 0-0 | 0 | 1 | 1 | 0 | 1 | 8 | 1 | 0 | 0 | 0 | 0 | 1 |
| 1 | Harry Wessels | | 15:25 | 1-1 | 0-0 | 2-2 | 1 | 1 | 2 | 1 | 1 | 4 | 0 | 0 | 0 | 0 | 0 | -17 |
| 3 | Augustas Marciulionis | | 22:01 | 3-6 | 0-1 | 1-4 | 0 | 0 | 0 | 1 | 4 | 7 | 2 | 1 | 0 | 0 | 0 | -14 |
| 33 | Luke Barrett | | 05:15 | 0-1 | 0-1 | 3-4 | 0 | 0 | 0 | 0 | 2 | 3 | 0 | 0 | 0 | 0 | 0 | -5 |
| 5 | Joshua Jefferson | | 06:09 | 0-0 | 0-0 | 2-2 | 1 | 2 | 3 | 0 | 1 | 2 | 0 | 0 | 1 | 0 | 0 | 0 |
| 15 | Chris Howell | | 01:47 | 0-0 | 0-0 | 0-0 | 0 | 0 | 0 | 0 | 0 | 0 | 0 | 0 | 0 | 0 | 0 | 2 |
| Team | | | | | | | 0 | 0 | 0 | | | 0 | | 1 | | | | |
| **Totals** | | | | 19-49 | 4-14 | 13-19 | 3 | 19 | 22 | 13 | 16 | 55 | 9 | 9 | 6 | 1 | 5 | -15 |

**Shooting By Period**

| | | |
|---|---|---|
| 1st FG% | 12-27 | 44.4% |
| 3PT% | 3-6 | 50.0% |
| FT% | 3-5 | 60% |
| 2nd FG% | 7-22 | 31.8% |
| 3PT% | 1-8 | 12.5% |
| FT% | 10-14 | 71.4% |
| GM FG% | 19-49 | 38.8% |
| 3PT% | 4-14 | 28.6% |
| FT% | 13-19 | 68.4% |

Dead Ball Rebounds: 5, 0

**Technical Fouls:**:NONE

**UConn - 70** **Record: 27-8**

| NO. | Name | | Min | FG M-A | 3P M-A | FT M-A | Rebounds OR | DR | TOT | Fouls PF | FD | TP | AS | TO | ST | Blocks BS | BA | +/- |
|---|---|---|---|---|---|---|---|---|---|---|---|---|---|---|---|---|---|---|
| 11 | Alex Karaban | F | 32:12 | 1-5 | 1-3 | 0-0 | 1 | 3 | 4 | 0 | 0 | 3 | 0 | 1 | 0 | 0 | 0 | 13 |
| 21 | Adama Sanogo | F | 27:02 | 11-16 | 0-0 | 2-2 | 2 | 6 | 8 | 2 | 3 | 24 | 0 | 2 | 0 | 1 | 0 | 2 |
| 2 | Tristen Newton | G | 27:24 | 4-7 | 3-4 | 2-2 | 0 | 3 | 3 | 2 | 2 | 13 | 5 | 4 | 1 | 1 | 1 | 10 |
| 24 | Jordan Hawkins | G | 19:58 | 4-6 | 4-5 | 0-0 | 0 | 0 | 0 | 4 | 2 | 12 | 0 | 2 | 0 | 0 | 0 | 3 |
| 44 | Andre Jackson Jr. | G | 34:33 | 3-6 | 0-2 | 0-0 | 0 | 6 | 6 | 2 | 1 | 6 | 7 | 1 | 0 | 0 | 0 | 10 |
| 4 | Nahiem Alleyne | | 21:32 | 1-3 | 1-3 | 0-0 | 0 | 1 | 1 | 2 | 0 | 3 | 0 | 1 | 0 | 0 | 0 | 20 |
| 32 | Donovan Clingan | | 12:22 | 2-2 | 0-0 | 0-0 | 0 | 5 | 5 | 1 | 2 | 4 | 2 | 0 | 0 | 3 | 0 | 15 |
| 5 | Hassan Diarra | | 04:46 | 0-1 | 0-1 | 0-0 | 0 | 1 | 1 | 0 | 0 | 0 | 1 | 0 | 0 | 0 | 0 | 2 |
| 3 | Joey Calcaterra | | 16:00 | 1-4 | 1-4 | 2-2 | 0 | 1 | 1 | 2 | 2 | 5 | 0 | 0 | 0 | 0 | 0 | 11 |
| 35 | Samson Johnson | | 01:11 | 0-0 | 0-0 | 0-0 | 0 | 0 | 0 | 0 | 0 | 0 | 0 | 0 | 0 | 0 | 0 | -1 |
| 13 | Richie Springs | | 00:36 | 0-0 | 0-0 | 0-0 | 0 | 0 | 0 | 0 | 0 | 0 | 0 | 0 | 0 | 0 | 0 | -2 |
| 20 | Andrew Hurley | | 00:36 | 0-0 | 0-0 | 0-0 | 0 | 0 | 0 | 1 | 0 | 0 | 0 | 1 | 1 | 0 | 0 | -2 |
| 30 | Yarin Hasson | | 00:36 | 0-0 | 0-0 | 0-0 | 0 | 0 | 0 | 0 | 0 | 0 | 0 | 0 | 0 | 0 | 0 | -2 |
| 33 | Apostolos Roumoglou | | 00:36 | 0-0 | 0-0 | 0-1 | 0 | 1 | 1 | 0 | 1 | 0 | 0 | 0 | 0 | 0 | 0 | -2 |
| 41 | Emmett Hendry | | 00:36 | 0-0 | 0-0 | 0-0 | 0 | 0 | 0 | 0 | 0 | 0 | 0 | 1 | 0 | 0 | 0 | -2 |
| Team | | | | | | | 1 | 0 | 1 | | | 0 | | 1 | | | | |
| **Totals** | | | | 27-50 | 10-22 | 6-7 | 4 | 27 | 31 | 16 | 13 | 70 | 15 | 14 | 2 | 5 | 1 | 15 |

**Shooting By Period**

| | | |
|---|---|---|
| 1st FG% | 12-27 | 44.4% |
| 3PT% | 5-13 | 38.5% |
| FT% | 2-2 | 100% |
| 2nd FG% | 15-23 | 65.2% |
| 3PT% | 5-9 | 55.6% |
| FT% | 4-5 | 80% |
| GM FG% | 27-50 | 54.0% |
| 3PT% | 10-22 | 45.5% |
| FT% | 6-7 | 85.7% |

Dead Ball Rebounds: 1, 1

**Technical Fouls:**:NONE

| | SMC | UConn |
|---|---|---|
| Biggest lead | 8 (1st 13:15) | 18 (2nd 2:37) |
| Best Scoring Run | 7(1st 13:15) | 10(2nd 11:28) |
| Lead Changes | 7 | |
| Times Tied | 3 | |
| Time with Lead | 15:30 | 20:49 |

| Points from | SMC | UConn |
|---|---|---|
| Turnovers | 15 | 9 |
| Paint | 30 | 34 |
| Second Chance | 7 | 9 |
| Fast Breaks | 5 | 9 |
| Bench | 16 | 12 |

**Period by Period Scoring**

| | 1st | 2nd | TOT |
|---|---|---|---|
| SMC | 30 | 25 | 55 |
| UConn | 31 | 39 | 70 |

## NCAA CHAMPIONSHIP WEST REGIONAL SEMIFINALS

## SWEET 16

### Game #36 - UConn 88, Arkansas 65

March 23, 2023 - T-Mobile Arena, Las Vegas, Nev.

Official Basketball Box Score - Final
**Arkansas at UConn**
03/23/23 T-Mobile Arena, Las Vegas
NCAA Division I Men's Basketball Championship - Sweet 16

**Game Time:** 4:15 PM
**Game Duration:** 2:15

**Officials:** Terry Oglesby, Ray Natili, Lamar Simpson

**Arkansas - 65** **Record: 22-14**

| NO. | Name | | Min | FG M-A | 3P M-A | FT M-A | Rebounds OR | DR | TOT | Fouls PF | FD | TP | AS | TO | ST | Blocks BS | BA | +/- |
|---|---|---|---|---|---|---|---|---|---|---|---|---|---|---|---|---|---|---|
| 20 | Kamani Johnson | F | 17:26 | 0-3 | 0-0 | 0-0 | 4 | 1 | 5 | 5 | 2 | 0 | 3 | 0 | 0 | 0 | 0 | -5 |
| 0 | Anthony Black | G | 36:54 | 5-12 | 1-3 | 9-11 | 2 | 2 | 4 | 2 | 6 | 20 | 1 | 2 | 5 | 0 | 0 | -17 |
| 1 | Ricky Council IV | G | 33:51 | 4-12 | 1-3 | 8-9 | 1 | 2 | 3 | 2 | 5 | 17 | 2 | 2 | 0 | 1 | 2 | -22 |
| 3 | Nick Smith Jr. | G | 24:27 | 4-9 | 2-3 | 1-1 | 0 | 2 | 2 | 1 | 1 | 11 | 0 | 1 | 0 | 0 | 0 | -20 |
| 4 | Davonte Davis | G | 29:21 | 1-10 | 1-3 | 0-0 | 1 | 3 | 4 | 4 | 0 | 3 | 0 | 3 | 0 | 0 | 0 | -20 |
| 13 | Jordan Walsh | | 20:34 | 1-5 | 0-2 | 0-1 | 0 | 0 | 0 | 1 | 1 | 2 | 0 | 1 | 1 | 0 | 1 | -20 |
| 15 | Makhi Mitchell | | 10:49 | 1-4 | 0-0 | 0-0 | 0 | 0 | 0 | 0 | 0 | 2 | 0 | 1 | 1 | 0 | 0 | -8 |
| 22 | Makhel Mitchell | | 03:18 | 0-0 | 0-0 | 0-0 | 0 | 0 | 0 | 1 | 0 | 0 | 0 | 0 | 0 | 0 | 0 | -6 |
| 11 | Jalen Graham | | 08:41 | 2-2 | 0-0 | 1-3 | 2 | 2 | 4 | 2 | 2 | 5 | 0 | 0 | 1 | 1 | 0 | -1 |
| 23 | Derrian Ford | | 04:58 | 0-1 | 0-0 | 1-2 | 1 | 0 | 1 | 0 | 1 | 1 | 1 | 0 | 0 | 0 | 0 | 0 |
| 5 | Joseph Pinion | | 04:18 | 0-2 | 0-2 | 0-0 | 0 | 1 | 1 | 1 | 0 | 0 | 0 | 0 | 0 | 0 | 0 | 1 |
| 12 | Barry Dunning Jr. | | 02:37 | 2-3 | 0-0 | 0-0 | 1 | 0 | 1 | 0 | 0 | 4 | 0 | 0 | 0 | 0 | 0 | 2 |
| 21 | Cade Arbogast | | 01:23 | 0-0 | 0-0 | 0-0 | 0 | 0 | 0 | 0 | 0 | 0 | 0 | 0 | 0 | 0 | 0 | 1 |
| 45 | Lawson Blake | | 01:23 | 0-0 | 0-0 | 0-0 | 0 | 0 | 0 | 0 | 0 | 0 | 0 | 0 | 0 | 0 | 0 | 0 |
| Team | | | | | | | 4 | 2 | 6 | | | 0 | | 0 | | | | |
| **Totals** | | | | 20-63 | 5-16 | 20-27 | 16 | 15 | 31 | 19 | 18 | 65 | 7 | 10 | 8 | 2 | 3 | -23 |

**Shooting By Period**

| | | |
|---|---|---|
| 1st FG% | 10-30 | 33.3% |
| 3PT% | 3-7 | 42.9% |
| FT% | 6-6 | 100% |
| 2nd FG% | 10-33 | 30.3% |
| 3PT% | 2-9 | 22.2% |
| FT% | 14-21 | 66.7% |
| GM FG% | 20-63 | 31.7% |
| 3PT% | 5-16 | 31.3% |
| FT% | 20-27 | 74.1% |

Dead Ball Rebounds: 2, 0

**Technical Fouls:**:NONE

**UConn - 88** **Record: 28-8**

| NO. | Name | | Min | FG M-A | 3P M-A | FT M-A | Rebounds OR | DR | TOT | Fouls PF | FD | TP | AS | TO | ST | Blocks BS | BA | +/- |
|---|---|---|---|---|---|---|---|---|---|---|---|---|---|---|---|---|---|---|
| 11 | Alex Karaban | F | 27:59 | 5-5 | 0-0 | 1-1 | 3 | 4 | 7 | 4 | 4 | 11 | 1 | 1 | 2 | 0 | 0 | 23 |
| 21 | Adama Sanogo | F | 24:22 | 9-11 | 0-0 | 0-2 | 2 | 6 | 8 | 2 | 5 | 18 | 1 | 3 | 0 | 2 | 0 | 21 |
| 2 | Tristen Newton | G | 31:03 | 2-6 | 2-3 | 0-0 | 1 | 5 | 6 | 4 | 0 | 6 | 7 | 4 | 0 | 0 | 2 | 20 |
| 24 | Jordan Hawkins | G | 27:55 | 6-13 | 3-9 | 9-9 | 0 | 2 | 2 | 2 | 4 | 24 | 3 | 1 | 1 | 0 | 0 | 32 |
| 44 | Andre Jackson Jr. | G | 32:24 | 3-5 | 1-1 | 0-0 | 2 | 6 | 8 | 3 | 1 | 7 | 7 | 3 | 3 | 0 | 0 | 20 |
| 4 | Nahiem Alleyne | | 18:34 | 2-4 | 2-3 | 4-4 | 0 | 1 | 1 | 1 | 2 | 10 | 2 | 0 | 1 | 0 | 0 | 3 |
| 32 | Donovan Clingan | | 13:27 | 2-2 | 0-0 | 1-3 | 0 | 4 | 4 | 2 | 2 | 5 | 0 | 3 | 0 | 1 | 0 | 5 |
| 3 | Joey Calcaterra | | 11:41 | 1-6 | 1-3 | 2-2 | 0 | 1 | 1 | 0 | 1 | 5 | 0 | 0 | 0 | 0 | 0 | -5 |
| 5 | Hassan Diarra | | 04:20 | 0-0 | 0-0 | 0-0 | 0 | 1 | 1 | 0 | 0 | 0 | 1 | 0 | 0 | 0 | 0 | 5 |
| 35 | Samson Johnson | | 01:56 | 0-0 | 0-0 | 0-0 | 0 | 0 | 0 | 1 | 0 | 0 | 0 | 0 | 0 | 0 | 0 | -4 |
| 33 | Apostolos Roumoglou | | 02:11 | 0-1 | 0-1 | 0-0 | 0 | 0 | 0 | 0 | 0 | 0 | 0 | 0 | 0 | 0 | 0 | -3 |
| 13 | Richie Springs | | 01:23 | 1-1 | 0-0 | 0-0 | 0 | 0 | 0 | 0 | 0 | 2 | 0 | 0 | 0 | 0 | 0 | -1 |
| 20 | Andrew Hurley | | 01:23 | 0-0 | 0-0 | 0-0 | 0 | 1 | 1 | 0 | 0 | 0 | 0 | 0 | 0 | 0 | 0 | -1 |
| 30 | Yarin Hasson | | 00:41 | 0-0 | 0-0 | 0-0 | 0 | 0 | 0 | 0 | 0 | 0 | 0 | 0 | 0 | 0 | 0 | 0 |
| 40 | Andre Johnson Jr. | | 00:41 | 0-0 | 0-0 | 0-0 | 0 | 0 | 0 | 0 | 0 | 0 | 0 | 0 | 0 | 0 | 0 | 0 |
| Team | | | | | | | 3 | 1 | 4 | | | 0 | | 2 | | | | |
| **Totals** | | | | 31-54 | 9-20 | 17-21 | 11 | 32 | 43 | 19 | 19 | 88 | 22 | 17 | 7 | 3 | 2 | 23 |

**Shooting By Period**

| | | |
|---|---|---|
| 1st FG% | 17-28 | 60.7% |
| 3PT% | 4-9 | 44.4% |
| FT% | 8-8 | 100% |
| 2nd FG% | 14-26 | 53.8% |
| 3PT% | 5-11 | 45.5% |
| FT% | 9-13 | 69.2% |
| GM FG% | 31-54 | 57.4% |
| 3PT% | 9-20 | 45.0% |
| FT% | 17-21 | 81.0% |

Dead Ball Rebounds: 1, 0

**Technical Fouls:**Jackson Jr. 2nd 13:31

| | ARK | UCN |
|---|---|---|
| Biggest lead | 0 (1st 20:00) | 29 (2nd 15:44) |
| Best Scoring Run | 10(2nd 13:24) | 14(1st 7:42) |
| Lead Changes | 0 | |
| Times Tied | 0 | |
| Time with Lead | 00:00 | 38:53 |

| Points from | ARK | UCN |
|---|---|---|
| Turnovers | 8 | 14 |
| Paint | 24 | 42 |
| Second Chance | 18 | 14 |
| Fast Breaks | 13 | 10 |
| Bench | 14 | 22 |

**Period by Period Scoring**

| | 1st | 2nd | TOT |
|---|---|---|---|
| ARK | 29 | 36 | 65 |
| UCN | 46 | 42 | 88 |

# 2022-23 UCONN GAME-BY-GAME BOX SCORES

## NCAA CHAMPIONSHIP WEST REGIONAL FINALS
## ELITE EIGHT

### Game #37 - UConn 82 Gonzaga 54
March 25, 2023 - T-Mobile Arena, Las Vegas, Nev.

Official Basketball Box Score - Final
**UConn at Gonzaga**
03/25/23 T-Mobile Arena, Las Vegas
NCAA Division I Men's Basketball Championship - Elite 8

**Game Time:** 5:49 PM
**Game Duration:** 2:13
**Attendance:** 18,119

**Officials:** Keith Kimble, John Gaffney, Michael Reed

**UConn - 82** **Record: 29-8**

| NO. | Name | | Min | FG M-A | 3P M-A | FT M-A | Rebounds OR | DR | TOT | Fouls PF | FD | TP | AS | TO | ST | Blocks BS | BA | +/- |
|---|---|---|---|---|---|---|---|---|---|---|---|---|---|---|---|---|---|---|
| 11 | Alex Karaban | F | 21:55 | 5-9 | 2-6 | 0-0 | 0 | 4 | 4 | 4 | 0 | 12 | 1 | 2 | 0 | 1 | 0 | 15 |
| 21 | Adama Sanogo | F | 25:37 | 3-11 | 0-1 | 4-4 | 1 | 9 | 10 | 2 | 3 | 10 | 4 | 1 | 0 | 1 | 1 | 25 |
| 2 | Tristen Newton | G | 29:05 | 2-7 | 0-3 | 4-6 | 2 | 5 | 7 | 2 | 6 | 8 | 3 | 1 | 0 | 0 | 0 | 26 |
| 24 | Jordan Hawkins | G | 33:19 | 6-15 | 6-10 | 2-3 | 1 | 5 | 6 | 1 | 2 | 20 | 1 | 2 | 0 | 0 | 0 | 34 |
| 44 | Andre Jackson Jr. | G | 31:16 | 4-9 | 0-2 | 0-0 | 6 | 3 | 9 | 2 | 0 | 8 | 10 | 0 | 0 | 0 | 0 | 31 |
| 4 | Nahiem Alleyne | | 16:23 | 3-5 | 1-2 | 1-1 | 0 | 0 | 0 | 3 | 1 | 8 | 0 | 1 | 1 | 0 | 0 | 3 |
| 32 | Donovan Clingan | | 12:33 | 3-6 | 0-0 | 0-0 | 1 | 2 | 3 | 3 | 0 | 6 | 0 | 0 | 0 | 3 | 0 | 3 |
| 3 | Joey Calcaterra | | 13:26 | 3-7 | 2-5 | 0-0 | 0 | 3 | 3 | 1 | 0 | 8 | 0 | 0 | 2 | 0 | 0 | 3 |
| 5 | Hassan Diarra | | 07:36 | 0-0 | 0-0 | 0-0 | 0 | 0 | 0 | 0 | 0 | 0 | 2 | 0 | 0 | 0 | 0 | 5 |
| 35 | Samson Johnson | | 03:02 | 0-0 | 0-0 | 0-0 | 1 | 1 | 2 | 0 | 0 | 0 | 0 | 0 | 0 | 0 | 0 | -5 |
| 13 | Richie Springs | | 01:50 | 0-0 | 0-0 | 0-0 | 0 | 0 | 0 | 0 | 0 | 0 | 0 | 0 | 0 | 0 | 0 | 0 |
| 20 | Andrew Hurley | | 01:50 | 0-2 | 0-2 | 0-0 | 0 | 0 | 0 | 0 | 0 | 0 | 0 | 0 | 0 | 0 | 0 | 0 |
| 33 | Apostolos Roumoglou | | 01:50 | 1-1 | 0-0 | 0-0 | 1 | 0 | 1 | 0 | 0 | 2 | 0 | 0 | 0 | 0 | 0 | 0 |
| 30 | Yarin Hasson | | 00:09 | 0-0 | 0-0 | 0-0 | 0 | 0 | 0 | 0 | 0 | 0 | 0 | 0 | 0 | 0 | 0 | 0 |
| 41 | Emmett Hendry | | 00:09 | 0-0 | 0-0 | 0-0 | 0 | 0 | 0 | 0 | 0 | 0 | 0 | 0 | 0 | 0 | 0 | 0 |
| Team | | | | | | | 0 | 3 | 3 | | | 0 | | 1 | | | | |
| **Totals** | | | | 30-72 | 11-31 | 11-14 | 13 | 35 | 48 | 18 | 12 | 82 | 21 | 8 | 3 | 5 | 1 | 28 |

| Shooting By Period | | |
|---|---|---|
| 1st FG% | 15-37 | 40.5% |
| 3PT% | 5-16 | 31.3% |
| FT% | 4-6 | 66.7% |
| 2nd FG% | 15-35 | 42.9% |
| 3PT% | 6-15 | 40.0% |
| FT% | 7-8 | 87.5% |
| GM FG% | 30-72 | 41.7% |
| 3PT% | 11-31 | 35.5% |
| FT% | 11-14 | 78.6% |

Dead Ball Rebounds: 1, 0

**Technical Fouls:**:NONE

**Gonzaga - 54** **Record: 31-6**

| NO. | Name | | Min | FG M-A | 3P M-A | FT M-A | Rebounds OR | DR | TOT | Fouls PF | FD | TP | AS | TO | ST | Blocks BS | BA | +/- |
|---|---|---|---|---|---|---|---|---|---|---|---|---|---|---|---|---|---|---|
| 2 | Drew Timme | F | 31:31 | 5-14 | 0-0 | 2-4 | 3 | 7 | 10 | 4 | 3 | 12 | 4 | 3 | 0 | 0 | 1 | -12 |
| 22 | Anton Watson | F | 24:15 | 3-4 | 0-1 | 0-4 | 1 | 5 | 6 | 1 | 2 | 6 | 1 | 1 | 0 | 1 | 0 | -29 |
| 0 | Julian Strawther | G | 32:44 | 4-15 | 0-6 | 3-3 | 0 | 6 | 6 | 1 | 6 | 11 | 1 | 1 | 0 | 0 | 1 | -31 |
| 11 | Nolan Hickman | G | 24:36 | 0-5 | 0-4 | 0-0 | 0 | 0 | 0 | 2 | 0 | 0 | 5 | 2 | 0 | 0 | 0 | -11 |
| 45 | Rasir Bolton | G | 19:43 | 2-7 | 1-3 | 1-2 | 0 | 2 | 2 | 1 | 2 | 6 | 1 | 0 | 0 | 0 | 0 | -22 |
| 5 | Hunter Sallis | | 17:38 | 2-5 | 0-2 | 1-2 | 0 | 1 | 1 | 2 | 2 | 5 | 0 | 2 | 1 | 0 | 1 | -9 |
| 13 | Malachi Smith | | 26:21 | 2-4 | 1-1 | 3-4 | 1 | 2 | 3 | 0 | 2 | 8 | 1 | 0 | 1 | 0 | 1 | -16 |
| 33 | Ben Gregg | | 19:32 | 2-5 | 0-2 | 2-3 | 1 | 6 | 7 | 1 | 1 | 6 | 0 | 0 | 0 | 0 | 1 | -10 |
| 15 | Efton Reid | | 01:50 | 0-0 | 0-0 | 0-0 | 0 | 0 | 0 | 0 | 0 | 0 | 0 | 0 | 0 | 0 | 0 | 0 |
| 55 | Dominick Harris | | 01:50 | 0-1 | 0-1 | 0-0 | 0 | 1 | 1 | 0 | 0 | 0 | 0 | 0 | 0 | 0 | 0 | 0 |
| Team | | | | | | | 3 | 1 | 4 | | | 0 | | 0 | | | | |
| **Totals** | | | | 20-60 | 2-20 | 12-22 | 9 | 31 | 40 | 12 | 18 | 54 | 13 | 9 | 2 | 1 | 5 | -28 |

| Shooting By Period | | |
|---|---|---|
| 1st FG% | 13-31 | 41.9% |
| 3PT% | 1-9 | 11.1% |
| FT% | 5-8 | 62.5% |
| 2nd FG% | 7-29 | 24.1% |
| 3PT% | 1-11 | 9.1% |
| FT% | 7-14 | 50% |
| GM FG% | 20-60 | 33.3% |
| 3PT% | 2-20 | 10.0% |
| FT% | 12-22 | 54.5% |

Dead Ball Rebounds: 6, 0

**Technical Fouls:**:NONE

| | UCN | GON |
|---|---|---|
| **Biggest lead** | 33 (2nd 3:48) | 1 (1st 6:33) |
| **Best Scoring Run** | 8(2nd 18:58) | 5(2nd 1:50) |
| **Lead Changes** | 4 | |
| **Times Tied** | 4 | |
| **Time with Lead** | 37:01 | 00:47 |

| Points from | UCN | GON |
|---|---|---|
| **Turnovers** | 9 | 8 |
| **Paint** | 36 | 30 |
| **Second Chance** | 12 | 9 |
| **Fast Breaks** | 14 | 5 |
| **Bench** | 24 | 19 |

| Period by Period Scoring | 1st | 2nd | TOT |
|---|---|---|---|
| **UCN** | 39 | 43 | 82 |
| **GON** | 32 | 22 | 54 |

# 2022-23
# UConn Huskies

TRISTEN NEWTON
Sr. G 6-5 190
El Paso, Texas

JOEY CALCATERRA
Gr. G 6-3 180
Novato, Calif.




NAHIEM ALLEYNE
Sr. G 6-4 195
Buford, Ga..

HASSAN DIARRA
Jr. G 6-2 190
Queens, N.Y..




ALEX KARABAN
R-Fr. F 6-8 210
Southborough, Mass.

RICHIE SPRINGS
R-Jr. F 6-9 235
Brooklyn, N.Y.

ANDREW HURLEY
Jr. G 6-1 170
Glastonbury, Conn.

ADAMA SANOGO
Jr. F 6-9 245
Bamako, Mali

JORDAN HAWKINS
So. G 6-5 195
Gaithersburg, Md.




YARIN HASSON
Fr. F 6-9 180
Gan Yavne, Israel




DONOVAN CLINGAN
Fr. C 7-2 265
Bristol, Conn.




APOSTOLOS ROUMOGLOU
Fr. G 6-7 205
Xanthi, Greece.

SAMSON JOHNSON
So. F 6-10 215
Lome, Togo

ANDRE JOHNSON JR.
Fr. G 6-4 160
Bristol, Conn.

EMMETT HENDRY
Fr. G 6-3 155
Brooklyn, N.Y.

ANDRE JACKSON JR.
Jr. G 6-6 210
Amsterdam, N.Y.

# 21 - Adama Sanogo

***6-9 • 245 • Junior • Forward • Bamako, Mali (The Patrick School, Hillside, N.J.)***

## Career Highs

**Points**

30 vs. Auburn (N) (11/24/21)

**Field Goals Made**

13 (2x), last vs. Iona (NCAA) (3/17/23)

**Field Goals Attempted**

25 vs. Auburn (N) (11/24/21)

**Three-Pt. Field Goals Made**

3 at Creighton (2/11/23)

**Three-Pt. Field Goals Attempted**

7 at Creighton (2/11/23)

**Free Throws Made**

8 (2x), last at St. John's (MSG) (2/25/23)

**Free Throws Attempted**

11 vs. St. John's (GP) (1/12/22)

**Rebounds**

18 vs. St. John's (GP) (1/12/22)

**Assists**

4 (2x), last vs. Gonzaga (NCAA) (3/25/23)

**Steals**

3 vs. New Mexico State (3/17/22)

**Blocks**

6 (3x), last at Creighton (3/2/22)

**Minutes**

40 vs. St. John's (GP) (1/12/22)

## Season Highs

**Points**

28 vs. Iona (NCAA) (3/17/23)

**Field Goals Made**

13 (2x), last vs. Iona (NCAA) (3/17/23)

**Field Goals Attempted**

21 at Butler (12/17/22)

**Three-Pt. Field Goals Made**

3 at Creighton (2/11/123)

**Three-Pt. Field Goals Attempted**

7 at Creighton (2/11/23)

**Free Throws Made**

8 (2x), last at St. John's (MSG) (2/25/23)

**Free Throws Attempted**

10 at St. John's (MSG) (2/25/23)

**Rebounds**

15 vs. Boston U. (GP) (11/11/22)2

**Assists**

4 (2x), last vs. Gonzaga (NCAA) (3/25/23)

**Steals**

2 (5x), last vs. DePaul (XL) (3/1/23)

**Blocks**

3 vs. Providence (GP) (2/22/23)

**Minutes**

33 (2x), last at Creighton (2/11/23)

## Player Notes

- Notched 11th career double-double and first of the season with 27 points, 15 rebounds against BU.
- Game-high 25 points, with 4 reb, 2 assists, 2 blocks in win over Alabama
- Scored 27 points, grabbed 14 rebounds for 12th career double-double in win at Butler
- A 26-point, 9-rebound effort in win over Creighton
- Fifth double-double of season, 15th of career, with 17 points, 10 rebounds at Creighton
- Had seventh 25-plus point game of the season with 26 vs. DePaul
- Sixth double-double of season, 16th of career with 19 points, 11 rebounds vs. Marquette-3/10/23
- Had season-high 28 points and 13 rebounds for 7th double-double of season vs. Iona
- Game-high24 points and 9 rebounds in NCAA second-round game vs. Saint Mary's
- 18 pts, 8 reb vs. Arkansas; 10 pts 10 reb vs. Gonzaga

## Career at UConn

- Named to 2020-21 BIG EAST All-Freshman Team.
- Named to 2021 BIG EAST All-Tournament Team.
- Named 1 of 5 finalists for 2022 Kareem Abdul-Jabbar Center of the Year Award.
- Named 2021-22 First Team All-BIG EAST.
- Named to 2021-22 USBWA All-District I Team.
- Named BIG EAST Player of Week twice, named to BIG EAST Weekly Honor Roll three times during 2021-22 season.
- Named 2022-23 BIG EAST Preseason Player of Year, watch lists for NABC Player of Year, Abdul-Jabbar Center of Year Award.
- Will serve as 2022-23 team co-captain with Andre Jackson Jr.
- Scored 1,000th career point on a three-pointer at Georgetown (2/7/23)
- Named 2022-23 First Team All-BIG EAST, second consecutive season
- Named BIG EAST Pl;ayer of the Week twice in 2022-23
- Named to 2023 NCAA West Regional All-Tournament Team

## Career Stats

**SANOGO, Adama**

| | | | | Field Goals | | 3-Point | | F-Throws | | Rebounds | | | | | | | | | Scoring | |
|---|---|---|---|---|---|---|---|---|---|---|---|---|---|---|---|---|---|---|---|---|
| SEASON | TEAM | GP-GS | MIN/AVG | FG-FGA | FG% | 3FG-3FGA | 3FG% | FT-FTA | FT% | OFF | DEF | TOT | AVG | PF-FO | A | TO | BLK | STL | PTS | AVG |
| 2020-21 | UConn | 23-20 | 391/17.0 | 77-139 | .554 | 0-0 | .000 | 15-26 | .577 | 35 | 75 | 110 | 4.8 | 65-2 | 13 | 31 | 21 | 9 | 169 | 7.3 |
| 2021-22 | UConn | 29-28 | 847/29.2 | 179-355 | .504 | 0-1 | .000 | 70-102 | .686 | 105 | 151 | 256 | 8.8 | 85-2 | 29 | 68 | 55 | 25 | 428 | 14.8 |
| 2022-23 | UConn | 37-37 | 980/26.5 | 263-437 | .602 | 17-49 | .347 | 90-116 | .776 | 93 | 186 | 279 | 7.5 | 101-2 | 47 | 72 | 29 | 27 | 633 | 17.1 |
| **TOTAL** | | **89-85** | **2217/24.9** | **519-931** | **.557** | **17-50** | **.340** | **175-244** | **.717** | **233** | **412** | **645** | **7.2** | **251-6** | **89** | **171** | **105** | **61** | **1230** | **13.8** |

## 2022-23 Game By Game

**#21 SANOGO, Adama**

| | | | | Total | | 3-Pointers | | Free throws | | Rebounds | | | | | | | | | | |
|---|---|---|---|---|---|---|---|---|---|---|---|---|---|---|---|---|---|---|---|---|
| Opponent | Date | GS | MIN | FG-FGA | PCT | 3FG-3FGA | PCT | FT-FTA | PCT | OFF | DEF | TOT | AVG | PF | A | TO | BLK | STL | PTS | AVG |
| Stonehill | 11/07/2022 | * | 19:26 | 8-11 | .727 | 0-0 | .000 | 3-4 | .750 | 2 | 4 | 6 | 6.0 | 3 | 1 | 2 | 1 | 1 | 19 | 19.0 |
| Boston U. | 11/11/2022 | * | 27:36 | 12-15 | .800 | 2-3 | .667 | 1-2 | .500 | 4 | 11 | 15 | 10.5 | 2 | 2 | 3 | 1 | 1 | 27 | 23.0 |
| Buffalo | 11/15/2022 | * | 21:34 | 4-11 | .364 | 1-1 | 1.000 | 2-2 | 1.000 | 1 | 5 | 6 | 9.0 | 3 | 0 | 2 | 0 | 2 | 11 | 19.0 |
| UNCW | 11/18/2022 | * | 26:53 | 8-12 | .667 | 0-2 | .000 | 8-8 | 1.000 | 0 | 5 | 5 | 8.0 | 1 | 1 | 0 | 0 | 0 | 24 | 20.3 |
| Delaware St. | 11/20/2022 | * | 23:01 | 10-13 | .769 | 1-1 | 1.000 | 5-6 | .833 | 2 | 6 | 8 | 8.0 | 4 | 0 | 0 | 1 | 2 | 26 | 21.4 |
| vs Oregon | 11/24/2022 | * | 23:01 | 5-7 | .714 | 2-2 | 1.000 | 0-0 | .000 | 2 | 4 | 6 | 7.7 | 4 | 1 | 2 | 1 | 1 | 12 | 19.8 |
| vs Alabama | 11/25/2022 | * | 27:37 | 9-16 | .563 | 1-4 | .250 | 6-8 | .750 | 1 | 3 | 4 | 7.1 | 3 | 2 | 3 | 2 | 0 | 25 | 20.6 |
| vs Iowa St. | 11/27/2022 | * | 21:32 | 1-5 | .200 | 0-1 | .000 | 2-2 | 1.000 | 3 | 3 | 6 | 7.0 | 4 | 3 | 0 | 0 | 1 | 4 | 18.5 |
| Oklahoma St. | 12/01/2022 | * | 32:31 | 7-14 | .500 | 0-2 | .000 | 6-8 | .750 | 3 | 3 | 6 | 6.9 | 1 | 0 | 2 | 1 | 2 | 20 | 18.7 |
| at Florida | 12/07/2022 | * | 19:30 | 8-13 | .615 | 0-1 | .000 | 1-2 | .500 | 3 | 4 | 7 | 6.9 | 4 | 1 | 3 | 1 | 1 | 17 | 18.5 |
| LIU | 12/10/2022 | * | 21:19 | 8-12 | .667 | 0-2 | .000 | 0-0 | .000 | 0 | 4 | 4 | 6.6 | 0 | 2 | 2 | 1 | 1 | 16 | 18.3 |
| at Butler | 12/17/2022 | * | 30:50 | 13-21 | .619 | 1-1 | 1.000 | 0-1 | .000 | 7 | 7 | 14 | 7.3 | 3 | 3 | 2 | 0 | 1 | 27 | 19.0 |
| Georgetown | 12/20/2022 | * | 30:30 | 6-10 | .600 | 1-1 | 1.000 | 1-2 | .500 | 3 | 4 | 7 | 7.2 | 3 | 1 | 2 | 0 | 2 | 14 | 18.6 |
| Villanova | 12/28/2022 | * | 24:50 | 3-6 | .500 | 0-1 | .000 | 1-2 | .500 | 0 | 1 | 1 | 6.8 | 4 | 1 | 3 | 0 | 1 | 7 | 17.8 |
| at Xavier | 12/31/2022 | * | 32:55 | 9-17 | .529 | 0-1 | .000 | 0-0 | .000 | 2 | 4 | 6 | 6.7 | 2 | 1 | 2 | 0 | 0 | 18 | 17.8 |
| at Providence | 01/04/2023 | * | 26:44 | 5-9 | .556 | 0-0 | .000 | 1-2 | .500 | 3 | 4 | 7 | 6.8 | 2 | 1 | 1 | 1 | 1 | 11 | 17.4 |
| Creighton | 01/07/2023 | * | 32:11 | 10-20 | .500 | 2-5 | .400 | 4-6 | .667 | 0 | 9 | 9 | 6.9 | 3 | 1 | 1 | 1 | 0 | 26 | 17.9 |
| at Marquette | 01/11/2023 | * | 18:49 | 5-7 | .714 | 0-0 | .000 | 0-1 | .000 | 3 | 0 | 3 | 6.7 | 1 | 0 | 5 | 2 | 0 | 10 | 17.4 |
| St. John's (NY) | 01/15/2023 | * | 29:55 | 6-9 | .667 | 0-1 | .000 | 2-2 | 1.000 | 2 | 8 | 10 | 6.8 | 4 | 3 | 2 | 0 | 1 | 14 | 17.3 |
| at Seton Hall | 01/18/2023 | * | 28:28 | 6-14 | .429 | 0-0 | .000 | 4-4 | 1.000 | 1 | 4 | 5 | 6.8 | 5 | 0 | 3 | 0 | 0 | 16 | 17.2 |
| Butler | 01/22/2023 | * | 23:25 | 6-12 | .500 | 0-1 | .000 | 5-6 | .833 | 7 | 7 | 14 | 7.1 | 2 | 3 | 1 | 2 | 0 | 17 | 17.2 |
| Xavier | 01/25/2023 | * | 33:11 | 4-7 | .571 | 1-1 | 1.000 | 2-2 | 1.000 | 5 | 4 | 9 | 7.2 | 2 | 4 | 1 | 0 | 2 | 11 | 16.9 |
| at DePaul | 01/31/2023 | * | 26:04 | 10-13 | .769 | 0-0 | .000 | 5-6 | .833 | 1 | 8 | 9 | 7.3 | 5 | 0 | 0 | 1 | 0 | 25 | 17.3 |
| at Georgetown | 02/04/2023 | * | 28:58 | 6-11 | .545 | 1-1 | 1.000 | 2-3 | .667 | 4 | 2 | 6 | 7.2 | 2 | 0 | 0 | 0 | 1 | 15 | 17.2 |
| Marquette | 02/07/2023 | * | 29:51 | 8-14 | .571 | 0-1 | .000 | 2-4 | .500 | 3 | 4 | 7 | 7.2 | 4 | 3 | 2 | 0 | 1 | 18 | 17.2 |
| at Creighton | 02/11/2023 | * | 32:48 | 7-17 | .412 | 3-7 | .429 | 0-0 | .000 | 3 | 7 | 10 | 7.3 | 2 | 2 | 1 | 0 | 1 | 17 | 17.2 |
| Seton Hall | 02/18/2023 | * | 24:22 | 3-5 | .600 | 0-1 | .000 | 2-2 | 1.000 | 0 | 6 | 6 | 7.3 | 4 | 0 | 3 | 2 | 0 | 8 | 16.9 |
| Providence | 02/22/2023 | * | 27:39 | 7-9 | .778 | 0-1 | .000 | 2-2 | 1.000 | 4 | 1 | 5 | 7.2 | 3 | 2 | 3 | 3 | 1 | 16 | 16.8 |
| at St. John's (NY) | 02/25/2023 | * | 26:08 | 5-9 | .556 | 0-1 | .000 | 8-10 | .800 | 3 | 6 | 9 | 7.2 | 3 | 1 | 2 | 1 | 0 | 18 | 16.9 |
| DePaul | 03/01/2023 | * | 22:33 | 11-14 | .786 | 1-2 | .500 | 3-3 | 1.000 | 2 | 3 | 5 | 7.2 | 3 | 0 | 1 | 1 | 2 | 26 | 17.2 |
| at Villanova | 03/04/2023 | * | 26:26 | 4-12 | .333 | 0-2 | .000 | 1-1 | 1.000 | 2 | 7 | 9 | 7.2 | 4 | 0 | 3 | 0 | 1 | 9 | 16.9 |
| vs Providence | 03/09/2023 | * | 27:03 | 5-5 | 1.000 | 0-0 | .000 | 0-0 | .000 | 1 | 4 | 5 | 7.2 | 3 | 2 | 5 | 1 | 0 | 10 | 16.7 |
| vs Marquette | 03/10/2023 | * | 30:19 | 8-12 | .667 | 0-1 | .000 | 3-4 | .750 | 5 | 6 | 11 | 7.3 | 2 | 1 | 2 | 0 | 0 | 19 | 16.8 |
| vs Iona | 03/17/2023 | * | 24:39 | 13-17 | .765 | 0-0 | .000 | 2-3 | .667 | 6 | 7 | 13 | 7.4 | 0 | 0 | 2 | 1 | 0 | 28 | 17.1 |
| vs Saint Mary's (CA) | 03/19/2023 | * | 27:02 | 11-16 | .688 | 0-0 | .000 | 2-2 | 1.000 | 2 | 6 | 8 | 7.5 | 2 | 0 | 2 | 1 | 0 | 24 | 17.3 |
| vs Arkansas | 03/23/2023 | * | 24:22 | 9-11 | .818 | 0-0 | .000 | 0-2 | .000 | 2 | 6 | 8 | 7.5 | 2 | 1 | 3 | 2 | 0 | 18 | 17.3 |
| vs Gonzaga | 03/25/2023 | * | 25:37 | 3-11 | .273 | 0-1 | .000 | 4-4 | 1.000 | 1 | 9 | 10 | 7.5 | 2 | 4 | 1 | 1 | 0 | 10 | 17.1 |
| **Totals** | | **37** | **979:39** | **263-437** | **.602** | **17-49** | **.347** | **90-116** | **.776** | **93** | **186** | **279** | **7.5** | **101** | **47** | **72** | **29** | **27** | **633** | **17.1** |

# 44 - Andre Jackson

***6-6 • 210 • Junior • Guard • Amsterdam, N.Y. (Albany Academy)***

## Career Highs

**Points**

15 (2x), last at St. John's (MSG) (2/25/23)

**Field Goals Made**

5 (4x), last at St. John's )MSG) (2/25/23)

**Field Goals Attempted**

14 at Xavier (12/31/22)

**Three-Pt. Field Goals Made**

4 at Xavier (12/31/22)

**Three-Pt. Field Goals Attempted**

12 at Xavier (12/31/22)

**Free Throws Made**

5 (3x), last vs. Seton Hall (GP) (2/18/23)

**Free Throws Attempted**

7 vs. Seton Hall (GP) (2/18/23)

**Rebounds**

16 at St. John's (2/13/22)

**Assists**

10 vs. Gonzaga (NCAA} (3/25/23)

**Steals**

4 at Xavier (2/11/22)

**Blocks**

3 vs. LIU (GP) (11/17/21)

**Minutes**

38 at St. John's (MSG) (2/25/23)

## Season Highs

**Points**

15 (2x), last at St. John's (MSG) (2/25/23)

**Field Goals Made**

5 (3x), last at St. John's (MSG) (2/25/23)

**Field Goals Attempted**

14 at Xavier (12/31/22)

**Three-Pt. Field Goals Made**

4 at Xavier (12/31/22)

**Three-Pt. Field Goals Attempted**

12 at Xavier (12/31/22)

**Free Throws Made**

5 vs. Seton Hall (GP) (2/18/23)

**Free Throws Attempted**

7 vs. Seton Hall (GP) (2/18/23)

**Rebounds**

13 vs. Iowa St. (N) (11/27/22)

**Assists**

10 vs. Gonzaga (NCAA) (3/25/23)

**Steals**

3 (3x), last vs. Arkansas (NCAA) (3/23/23)

**Blocks**

2 (4x), last at St. John's (MSG) (2/25/23)

**Minutes**

38 at St. John's (MSG) (2/25/23)

## Player Notes

- Fractured pinky finger on right hand has kept him out of season's first three games
- Had double-double with 10 points, 13 rebounds in win over Iowa State
- Made first start of the season vs. Oklahoma St. and had 11 pts, 7 reb, 6 asst., 3 steals
- Had near triple-double vs. Xavier with 14 points, 10 rebounds, 8 assists
- Third double-double of season with career-high 15 points, 10 rebounds vs. Seton Hall
- Equaled career-high with 15 points, added 5 rebounds, 3 steals vs. St. John's
- Had career-high 10 assists vs,. Gonzaga in NCAA West Regional final

## Career at UConn

- Hit 9 0f 10 free throws during 2020-21 season.
- Started every game for Huskies in 2021-22, except for Senior Night.
- Led 2021-22 team in steals (1.2) and defensive rebounds (5.5).
- Named 2022-23 team co-captain with Adama Sanogo
- Named to BIG EAST Weekly Honor Roll three times in 2022-23

## Career Stats

**JACKSON JR., Andre**

| | | | | Field Goals | | 3-Point | | F-Throws | | Rebounds | | | | | | | | | Scoring | |
|---|---|---|---|---|---|---|---|---|---|---|---|---|---|---|---|---|---|---|---|---|
| SEASON | TEAM | GP-GS | MIN/AVG | FG-FGA | FG% | 3FG-3FGA | 3FG% | FT-FTA | FT% | OFF | DEF | TOT | AVG | PF-FO | A | TO | BLK | STL | PTS | AVG |
| 2020-21 | UConn | 16-2 | 256/16.0 | 16-39 | .410 | 2-17 | .118 | 9-10 | .900 | 10 | 36 | 46 | 2.9 | 44-1 | 25 | 19 | 4 | 7 | 43 | 2.7 |
| 2021-22 | UConn | 33-32 | 962/29.2 | 78-183 | .426 | 22-61 | .361 | 45-63 | .714 | 44 | 181 | 225 | 6.8 | 82-5 | 102 | 66 | 20 | 38 | 223 | 6.8 |
| 2022-23 | UConn | 34-29 | 991/29.2 | 88-206 | .427 | 25-88 | .284 | 30-46 | .652 | 67 | 151 | 218 | 6.4 | 95-5 | 159 | 67 | 18 | 35 | 231 | 6.8 |
| **TOTAL** | | **83-63** | **2209/26.6** | **182-428** | **.425** | **49-166** | **.295** | **84-119** | **.706** | **121** | **368** | **489** | **5.9** | **221-11** | **286** | **152** | **42** | **80** | **497** | **6.0** |

## 2022-23 Game By Game

**#44 JACKSON JR., Andre**

| | | | | Total | | 3-Pointers | | Free throws | | Rebounds | | | | | | | | | | |
|---|---|---|---|---|---|---|---|---|---|---|---|---|---|---|---|---|---|---|---|---|
| Opponent | Date | GS | MIN | FG-FGA | PCT | 3FG-3FGA | PCT | FT-FTA | PCT | OFF | DEF | TOT | AVG | PF | A | TO | BLK | STL | PTS | AVG |
| UNCW | 11/18/2022 | | 19:30 | 1-2 | .500 | 0-0 | .000 | 0-0 | .000 | 1 | 2 | 3 | 3.0 | 3 | 5 | 0 | 2 | 1 | 2 | 2.0 |
| Delaware St. | 11/20/2022 | | 12:49 | 1-2 | .500 | 1-2 | .500 | 0-0 | .000 | 0 | 1 | 1 | 2.0 | 5 | 4 | 2 | 0 | 1 | 3 | 2.5 |
| vs Oregon | 11/24/2022 | | 23:33 | 0-3 | .000 | 0-2 | .000 | 0-2 | .000 | 0 | 4 | 4 | 2.7 | 4 | 5 | 5 | 0 | 2 | 0 | 1.7 |
| vs Alabama | 11/25/2022 | | 26:35 | 2-8 | .250 | 0-4 | .000 | 0-0 | .000 | 3 | 4 | 7 | 3.8 | 3 | 1 | 2 | 1 | 0 | 4 | 2.3 |
| vs Iowa St. | 11/27/2022 | | 32:32 | 3-8 | .375 | 1-3 | .333 | 3-4 | .750 | 3 | 10 | 13 | 5.6 | 0 | 5 | 1 | 1 | 2 | 10 | 3.8 |
| Oklahoma St. | 12/01/2022 | * | 30:32 | 4-7 | .571 | 1-3 | .333 | 2-2 | 1.000 | 2 | 5 | 7 | 5.8 | 3 | 6 | 0 | 0 | 3 | 11 | 5.0 |
| at Florida | 12/07/2022 | * | 34:47 | 2-5 | .400 | 2-5 | .400 | 2-2 | 1.000 | 0 | 8 | 8 | 6.1 | 2 | 4 | 0 | 2 | 2 | 8 | 5.4 |
| LIU | 12/10/2022 | * | 23:47 | 3-3 | 1.000 | 0-0 | .000 | 2-2 | 1.000 | 0 | 3 | 3 | 5.8 | 2 | 7 | 0 | 2 | 1 | 8 | 5.8 |
| at Butler | 12/17/2022 | * | 30:50 | 1-5 | .200 | 1-3 | .333 | 0-0 | .000 | 2 | 4 | 6 | 5.8 | 4 | 6 | 3 | 1 | 0 | 3 | 5.4 |
| Georgetown | 12/20/2022 | * | 33:05 | 3-5 | .600 | 1-2 | .500 | 0-0 | .000 | 1 | 7 | 8 | 6.0 | 3 | 8 | 2 | 0 | 2 | 7 | 5.6 |
| Villanova | 12/28/2022 | * | 30:06 | 3-11 | .273 | 2-6 | .333 | 2-2 | 1.000 | 2 | 4 | 6 | 6.0 | 3 | 2 | 3 | 1 | 3 | 10 | 6.0 |
| at Xavier | 12/31/2022 | * | 37:00 | 5-14 | .357 | 4-12 | .333 | 0-2 | .000 | 4 | 6 | 10 | 6.3 | 1 | 8 | 1 | 0 | 2 | 14 | 6.7 |
| at Providence | 01/04/2023 | * | 21:27 | 1-7 | .143 | 0-3 | .000 | 1-1 | 1.000 | 1 | 2 | 3 | 6.1 | 4 | 4 | 1 | 0 | 1 | 3 | 6.4 |
| Creighton | 01/07/2023 | * | 33:10 | 2-5 | .400 | 1-3 | .333 | 2-2 | 1.000 | 3 | 6 | 9 | 6.3 | 3 | 2 | 2 | 0 | 0 | 7 | 6.4 |
| at Marquette | 01/11/2023 | * | 37:08 | 4-7 | .571 | 1-3 | .333 | 0-0 | .000 | 2 | 2 | 4 | 6.1 | 3 | 6 | 3 | 1 | 1 | 9 | 6.6 |
| St. John's (NY) | 01/15/2023 | * | 19:53 | 0-2 | .000 | 0-0 | .000 | 2-4 | .500 | 1 | 5 | 6 | 6.1 | 5 | 1 | 2 | 0 | 1 | 2 | 6.3 |
| at Seton Hall | 01/18/2023 | * | 31:23 | 2-4 | .500 | 1-1 | 1.000 | 0-0 | .000 | 4 | 6 | 10 | 6.4 | 2 | 4 | 3 | 0 | 0 | 5 | 6.2 |
| Butler | 01/22/2023 | * | 25:29 | 1-3 | .333 | 0-0 | .000 | 0-0 | .000 | 1 | 3 | 4 | 6.2 | 2 | 4 | 0 | 1 | 1 | 2 | 6.0 |
| Xavier | 01/25/2023 | * | 25:41 | 3-12 | .250 | 0-3 | .000 | 0-0 | .000 | 2 | 0 | 2 | 6.0 | 3 | 2 | 1 | 0 | 1 | 6 | 6.0 |
| at DePaul | 01/31/2023 | * | 26:06 | 1-4 | .250 | 0-1 | .000 | 0-0 | .000 | 2 | 6 | 8 | 6.1 | 5 | 4 | 5 | 0 | 1 | 2 | 5.8 |
| at Georgetown | 02/04/2023 | * | 29:59 | 3-7 | .429 | 1-1 | 1.000 | 0-0 | .000 | 3 | 7 | 10 | 6.3 | 4 | 7 | 2 | 0 | 0 | 7 | 5.9 |
| Marquette | 02/07/2023 | * | 23:19 | 2-5 | .400 | 0-1 | .000 | 1-2 | .500 | 3 | 1 | 4 | 6.2 | 5 | 1 | 3 | 1 | 0 | 5 | 5.8 |
| at Creighton | 02/11/2023 | * | 28:01 | 3-11 | .273 | 0-4 | .000 | 0-0 | .000 | 3 | 3 | 6 | 6.2 | 2 | 0 | 3 | 0 | 1 | 6 | 5.8 |
| Seton Hall | 02/18/2023 | * | 34:38 | 5-10 | .500 | 0-4 | .000 | 5-7 | .714 | 4 | 6 | 10 | 6.3 | 1 | 3 | 2 | 1 | 1 | 15 | 6.2 |
| Providence | 02/22/2023 | * | 33:31 | 2-3 | .667 | 0-0 | .000 | 0-0 | .000 | 3 | 3 | 6 | 6.3 | 1 | 4 | 1 | 0 | 1 | 4 | 6.1 |
| at St. John's (NY) | 02/25/2023 | * | 38:09 | 5-6 | .833 | 1-2 | .500 | 4-5 | .800 | 1 | 4 | 5 | 6.3 | 2 | 3 | 3 | 2 | 0 | 15 | 6.5 |
| DePaul | 03/01/2023 | * | 30:00 | 3-4 | .750 | 1-2 | .500 | 4-6 | .667 | 1 | 7 | 8 | 6.3 | 2 | 9 | 3 | 0 | 0 | 11 | 6.6 |
| at Villanova | 03/04/2023 | * | 35:33 | 4-5 | .800 | 2-3 | .667 | 0-0 | .000 | 3 | 4 | 7 | 6.4 | 2 | 5 | 3 | 2 | 0 | 10 | 6.8 |
| vs Providence | 03/09/2023 | * | 36:36 | 4-7 | .571 | 1-4 | .250 | 0-1 | .000 | 2 | 9 | 11 | 6.5 | 2 | 6 | 4 | 0 | 3 | 9 | 6.8 |
| vs Marquette | 03/10/2023 | * | 14:31 | 1-2 | .500 | 0-1 | .000 | 0-2 | .000 | 0 | 1 | 1 | 6.3 | 5 | 2 | 1 | 0 | 0 | 2 | 6.7 |
| vs Iona | 03/17/2023 | * | 33:31 | 4-9 | .444 | 2-5 | .400 | 0-0 | .000 | 2 | 3 | 5 | 6.3 | 2 | 7 | 2 | 0 | 1 | 10 | 6.8 |
| vs Saint Mary's (CA) | 03/19/2023 | * | 34:33 | 3-6 | .500 | 0-2 | .000 | 0-0 | .000 | 0 | 6 | 6 | 6.3 | 2 | 7 | 1 | 0 | 0 | 6 | 6.8 |
| vs Arkansas | 03/23/2023 | * | 32:24 | 3-5 | .600 | 1-1 | 1.000 | 0-0 | .000 | 2 | 6 | 8 | 6.3 | 3 | 7 | 3 | 0 | 3 | 7 | 6.8 |
| vs Gonzaga | 03/25/2023 | * | 31:16 | 4-9 | .444 | 0-2 | .000 | 0-0 | .000 | 6 | 3 | 9 | 6.4 | 2 | 10 | 0 | 0 | 0 | 8 | 6.8 |
| **Totals** | | **29** | **991:23** | **88-206** | **.427** | **25-88** | **.284** | **30-46** | **.652** | **67** | **151** | **218** | **6.4** | **95** | **159** | **67** | **18** | **35** | **231** | **6.8** |

**Player Averages**

| Games Played | Minutes/ game | Points/ game | FG Pct | 3FG Pct | FT Pct | Rebounds/ game | Assists/ game | Turnovers/ game | Assist/Turnover ratio | Steals/ game | Blocks/ game |
|---|---|---|---|---|---|---|---|---|---|---|---|
| 34 | 29.2 | 6.8 | 42.7 | 28.4 | 65.2 | 6.4 | 4.7 | 2.0 | 2.4 | 1.0 | 0.5 |

# 3 - Joey Calcaterra

***6-3 • 180 • Grad • Guard • Novato, Calif. (University of San Diego)***

## Career Highs

**Points**

23 at Santa Clara (2/18/21)

**Field Goals Made**

9 at Santa Clara (2/18/21)

**Field Goals Attempted**

17 vs. Hofstra (11/27/19)

**Three-Pt. Field Goals Made**

4 (4x), last at UCLA (12/9/20)

**Three-Pt. Field Goals Attempted**

10 vs. LMU (1/2/20)

**Free Throws Made**

9 vs. Fresno State (11/12/19)

**Free Throws Attempted**

9 (2x), last vs. Fresno State (11/12/19)

**Rebounds**

8 vs. UIC (11/26/21)

**Assists**

6 (2x), last vs. Delaware St. (XL) (11/20/22)

**Steals**

4 vs. UC Irvine (11/5/19)

**Blocks**

2 (3x), last at Cal Poly (12/16/20)

**Minutes**

43.5 vs. Fresno State (11/12/19)

## Season Highs

**Points**

15 (2x), last at St. John's (MSG) (2/25/23)

**Field Goals Made**

6 (2x), las vs. Georgetown (GP) (12/20/22)

**Field Goals Attempted**

11 vs. Georgetown (GP) (12/20/22)

**Three-Pt. Field Goals Made**

3 (5x), last vs. DePaul (XL) (3/1/23)

**Three-Pt. Field Goals Attempted**

7 vs. Marquette (MSG) (3/10/23)

**Free Throws Made**

4 at St. John's (MSG) (2/25/23)

**Free Throws Attempted**

4 (2x), last at St. John's (MSG) (2/25/23)

**Rebounds**

5 (2x), last vs. Delaware St. (XL) (11/20/22)

**Assists**

6 vs. Delaware St. (XL) (11/20/22)

**Steals**

3 vs. DePaul (XL) (3/1/23)

**Blocks**

1 vs. Iowa St. (N) (11/17/22)

**Minutes**

31 vs. Buffalo (XL), (11/15/22)

## Player Notes

- Played 21 minutes off the bench in UConn debut, scoring 7 points, including two 3-pointers vs. Stonehill
- Scored season-high 15 points, including 3 three-pointers, in win over Buffalo
- Had season-high 5 rebounds vs. UNCW
- Had season-high 6 assists and equaled season-high 5 rebounds vs. Delaware St.
- Third straight double-figure scoring game against Alabama
- Had 14 points in 18 minutes vs. Gtown
- Equaled season high with 15 points against St. John's at MSG
- Had 3 three-pointers, 3 assists, 3 steals vs. DePaul

## Career at UConn

- Comes to UConn after a four-year career at University of San Diego
- Scored 1,000th career point with 5 points vs. Butler on 1/22/23

## Career Stats

**CALCATERRA, Joey**

| | | | | Field Goals | | 3-Point | | F-Throws | | Rebounds | | | | | | | | | Scoring | |
|---|---|---|---|---|---|---|---|---|---|---|---|---|---|---|---|---|---|---|---|---|
| SEASON | TEAM | GP-GS | MIN/AVG | FG-FGA | FG% | 3FG-3FGA | 3FG% | FT-FTA | FT% | OFF | DEF | TOT | AVG | PF-FO | A | TO | BLK | STL | PTS | AVG |
| 2018-19 | SD | 32-5 | 398/12.4 | 33-86 | .384 | 10-32 | .313 | 14-19 | .737 | 1 | 28 | 29 | 0.9 | 29-0 | 24 | 16 | 5 | 9 | 90 | 2.8 |
| 2019-20 | SD | 32-32 | 901/28.1 | 123-320 | .384 | 52-142 | .366 | 67-82 | .817 | 6 | 83 | 89 | 2.8 | 56-0 | 59 | 49 | 4 | 26 | 365 | 11.4 |
| 2020-21 | SD | 12-10 | 357/29.7 | 57-136 | .419 | 20-53 | .377 | 26-30 | .867 | 1 | 36 | 37 | 3.1 | 17-0 | 22 | 22 | 4 | 12 | 160 | 13.3 |
| 2021-22 | SD | 29-23 | 777/26.8 | 90-232 | .388 | 33-95 | .347 | 34-39 | .872 | 7 | 75 | 82 | 2.8 | 47-0 | 39 | 50 | 2 | 20 | 247 | 8.5 |
| 2022-23 | UConn | 36-0 | 519/14.4 | 69-165 | .418 | 47-107 | .439 | 23-26 | .885 | 15 | 48 | 63 | 1.8 | 36-1 | 44 | 28 | 2 | 20 | 208 | 5.8 |
| **TOTAL FOR UConn** | | **36-0** | **519/14.4** | **69-165** | **.418** | **47-107** | **.439** | **23-26** | **.885** | **15** | **48** | **63** | **1.8** | **36-1** | **44** | **28** | **2** | **20** | **208** | **5.8** |
| **TOTAL** | | **141-70** | **2951/20.9** | **372-939** | **.396** | **162-429** | **.378** | **164-196** | **.837** | **30** | **270** | **300** | **2.1** | **185-1** | **188** | **165** | **17** | **87** | **1070** | **7.6** |

## 2022-23 Game By Game

**#3 CALCATERRA, Joey**

| | | | | Total | | 3-Pointers | | Free throws | | Rebounds | | | | | | | | | | |
|---|---|---|---|---|---|---|---|---|---|---|---|---|---|---|---|---|---|---|---|---|
| Opponent | Date | GS | MIN | FG-FGA | PCT | 3FG-3FGA | PCT | FT-FTA | PCT | OFF | DEF | TOT | AVG | PF | A | TO | BLK | STL | PTS | AVG |
| Stonehill | 11/07/2022 | | 21:12 | 2-4 | .500 | 2-3 | .667 | 1-2 | .500 | 1 | 2 | 3 | 3.0 | 1 | 0 | 2 | 0 | 1 | 7 | 7.0 |
| Boston U. | 11/11/2022 | | 22:18 | 1-3 | .333 | 1-3 | .333 | 1-2 | .500 | 0 | 4 | 4 | 3.5 | 1 | 1 | 3 | 0 | 2 | 4 | 5.5 |
| Buffalo | 11/15/2022 | | 31:18 | 6-9 | .667 | 3-5 | .600 | 0-0 | .000 | 2 | 0 | 2 | 3.0 | 0 | 1 | 2 | 0 | 2 | 15 | 8.7 |
| UNCW | 11/18/2022 | | 18:07 | 2-3 | .667 | 0-1 | .000 | 2-2 | 1.000 | 0 | 5 | 5 | 3.5 | 2 | 2 | 1 | 0 | 0 | 6 | 8.0 |
| Delaware St. | 11/20/2022 | | 20:03 | 4-6 | .667 | 3-5 | .600 | 0-0 | .000 | 1 | 4 | 5 | 3.8 | 1 | 6 | 3 | 0 | 1 | 11 | 8.6 |
| vs Oregon | 11/24/2022 | | 20:30 | 4-5 | .800 | 3-4 | .750 | 0-0 | .000 | 0 | 1 | 1 | 3.3 | 1 | 4 | 0 | 0 | 1 | 11 | 9.0 |
| vs Alabama | 11/25/2022 | | 18:13 | 3-4 | .750 | 2-2 | 1.000 | 2-2 | 1.000 | 0 | 1 | 1 | 3.0 | 2 | 0 | 1 | 0 | 1 | 10 | 9.1 |
| vs Iowa St. | 11/27/2022 | | 24:25 | 2-5 | .400 | 1-4 | .250 | 3-3 | 1.000 | 1 | 2 | 3 | 3.0 | 0 | 1 | 0 | 1 | 0 | 8 | 9.0 |
| Oklahoma St. | 12/01/2022 | | 10:40 | 2-6 | .333 | 2-2 | 1.000 | 3-4 | .750 | 0 | 0 | 0 | 2.7 | 1 | 1 | 0 | 0 | 0 | 9 | 9.0 |
| at Florida | 12/07/2022 | | 17:56 | 4-7 | .571 | 1-2 | .500 | 2-2 | 1.000 | 1 | 2 | 3 | 2.7 | 1 | 2 | 0 | 0 | 1 | 11 | 9.2 |
| LIU | 12/10/2022 | | 18:18 | 3-7 | .429 | 3-6 | .500 | 0-0 | .000 | 1 | 2 | 3 | 2.7 | 3 | 3 | 1 | 0 | 0 | 9 | 9.2 |
| at Butler | 12/17/2022 | | 11:58 | 1-5 | .200 | 1-3 | .333 | 0-0 | .000 | 2 | 2 | 4 | 2.8 | 0 | 3 | 0 | 0 | 0 | 3 | 8.7 |
| Georgetown | 12/20/2022 | | 17:44 | 6-11 | .545 | 1-4 | .250 | 1-1 | 1.000 | 0 | 1 | 1 | 2.7 | 1 | 1 | 0 | 0 | 1 | 14 | 9.1 |
| Villanova | 12/28/2022 | | 07:03 | 0-2 | .000 | 0-1 | .000 | 0-0 | .000 | 0 | 2 | 2 | 2.6 | 0 | 0 | 0 | 0 | 0 | 0 | 8.4 |
| at Xavier | 12/31/2022 | | 11:03 | 1-2 | .500 | 1-2 | .500 | 0-0 | .000 | 0 | 0 | 0 | 2.5 | 3 | 1 | 1 | 0 | 0 | 3 | 8.1 |
| at Providence | 01/04/2023 | | 09:37 | 0-5 | .000 | 0-4 | .000 | 0-0 | .000 | 1 | 0 | 1 | 2.4 | 1 | 0 | 0 | 0 | 0 | 0 | 7.6 |
| Creighton | 01/07/2023 | | 08:59 | 0-3 | .000 | 0-2 | .000 | 0-0 | .000 | 0 | 1 | 1 | 2.3 | 0 | 0 | 0 | 0 | 2 | 0 | 7.1 |
| at Marquette | 01/11/2023 | | 14:45 | 1-6 | .167 | 1-4 | .250 | 0-0 | .000 | 0 | 0 | 0 | 2.2 | 0 | 2 | 0 | 1 | 1 | 3 | 6.9 |
| St. John's (NY) | 01/15/2023 | | 13:38 | 2-8 | .250 | 2-4 | .500 | 0-0 | .000 | 3 | 1 | 4 | 2.3 | 5 | 1 | 1 | 0 | 0 | 6 | 6.8 |
| at Seton Hall | 01/18/2023 | | 10:52 | 1-3 | .333 | 1-2 | .500 | 0-0 | .000 | 0 | 2 | 2 | 2.3 | 2 | 2 | 1 | 0 | 0 | 3 | 6.7 |
| Butler | 01/22/2023 | | 15:00 | 2-6 | .333 | 1-3 | .333 | 0-0 | .000 | 0 | 1 | 1 | 2.2 | 0 | 2 | 2 | 0 | 0 | 5 | 6.6 |
| Xavier | 01/25/2023 | | 05:35 | 0-3 | .000 | 0-3 | .000 | 0-0 | .000 | 0 | 0 | 0 | 2.1 | 0 | 0 | 0 | 0 | 0 | 0 | 6.3 |
| at DePaul | 01/31/2023 | | 02:34 | 0-0 | .000 | 0-0 | .000 | 0-0 | .000 | 0 | 0 | 0 | 2.0 | 1 | 1 | 1 | 0 | 0 | 0 | 6.0 |
| at Georgetown | 02/04/2023 | | 09:48 | 1-1 | 1.000 | 1-1 | 1.000 | 0-0 | .000 | 1 | 0 | 1 | 2.0 | 0 | 1 | 0 | 0 | 0 | 3 | 5.9 |
| Marquette | 02/07/2023 | | 09:43 | 1-3 | .333 | 0-0 | .000 | 0-0 | .000 | 0 | 1 | 1 | 1.9 | 2 | 1 | 0 | 0 | 1 | 2 | 5.7 |
| at Creighton | 02/11/2023 | | 04:04 | 0-2 | .000 | 0-1 | .000 | 0-0 | .000 | 0 | 1 | 1 | 1.9 | 0 | 0 | 1 | 0 | 0 | 0 | 5.5 |
| Providence | 02/22/2023 | | 05:31 | 1-2 | .500 | 1-1 | 1.000 | 0-0 | .000 | 0 | 1 | 1 | 1.9 | 0 | 0 | 0 | 0 | 0 | 3 | 5.4 |
| at St. John's (NY) | 02/25/2023 | | 17:25 | 4-6 | .667 | 3-4 | .750 | 4-4 | 1.000 | 0 | 0 | 0 | 1.8 | 3 | 0 | 0 | 0 | 1 | 15 | 5.8 |
| DePaul | 03/01/2023 | | 18:56 | 3-5 | .600 | 3-5 | .600 | 0-0 | .000 | 0 | 2 | 2 | 1.8 | 0 | 3 | 3 | 0 | 3 | 9 | 5.9 |
| at Villanova | 03/04/2023 | | 11:06 | 0-0 | .000 | 0-0 | .000 | 0-0 | .000 | 0 | 1 | 1 | 1.8 | 1 | 1 | 2 | 0 | 0 | 0 | 5.7 |
| vs Providence | 03/09/2023 | | 16:43 | 2-4 | .500 | 2-4 | .500 | 0-0 | .000 | 0 | 2 | 2 | 1.8 | 0 | 2 | 2 | 0 | 0 | 6 | 5.7 |
| vs Marquette | 03/10/2023 | | 19:54 | 3-8 | .375 | 2-7 | .286 | 0-0 | .000 | 1 | 1 | 2 | 1.8 | 0 | 0 | 1 | 0 | 0 | 8 | 5.8 |
| vs Iona | 03/17/2023 | | 12:35 | 2-4 | .500 | 2-3 | .667 | 0-0 | .000 | 0 | 1 | 1 | 1.8 | 1 | 2 | 0 | 0 | 0 | 6 | 5.8 |
| vs Saint Mary's (CA) | 03/19/2023 | | 15:60 | 1-4 | .250 | 1-4 | .250 | 2-2 | 1.000 | 0 | 1 | 1 | 1.7 | 2 | 0 | 0 | 0 | 0 | 5 | 5.7 |
| vs Arkansas | 03/23/2023 | | 11:41 | 1-6 | .167 | 1-3 | .333 | 2-2 | 1.000 | 0 | 1 | 1 | 1.7 | 0 | 0 | 0 | 0 | 0 | 5 | 5.7 |
| vs Gonzaga | 03/25/2023 | | 13:26 | 3-7 | .429 | 2-5 | .400 | 0-0 | .000 | 0 | 3 | 3 | 1.8 | 1 | 0 | 0 | 0 | 2 | 8 | 5.8 |
| **Totals** | | **0** | **518:39** | **69-165** | **.418** | **47-107** | **.439** | **23-26** | **.885** | **15** | **48** | **63** | **1.8** | **36** | **44** | **28** | **2** | **20** | **208** | **5.8** |

**Player Averages**

| Games Played | Minutes/ game | Points/ game | FG Pct | 3FG Pct | FT Pct | Rebounds/ game | Assists/ game | Turnovers/ game | Assist/Turnover ratio | Steals/ game | Blocks/ game |
|---|---|---|---|---|---|---|---|---|---|---|---|
| 36 | 14.4 | 5.8 | 41.8 | 43.9 | 88.5 | 1.8 | 1.2 | 0.8 | 1.6 | 0.6 | 0.1 |



# 4 - Nahiem Alleyne

***6-4 • 195 • Senior • Guard • Buford, Ga. (Virginia Tech)***

## Career Highs

**Points**

28 vs. Florida (N) (3/19/21)

**Field Goals Made**

8 (2x), last vs. Notre Dame (1/15/22)

**Field Goals Attempted**

18 vs. Florida (N) (3/19/21)

**Three-Pt. Field Goals Made**

5 (4x), last at Clemson (3/5/22)

**Three-Pt. Field Goals Attempted**

10 (3x), last at Clemson (3/5/22)

**Free Throws Made**

10 vs. Memphis (11/24/21)

**Free Throws Attempted**

11 (2x), last vs. Memphis (11/24/21)

**Rebounds**

9 at Notre Dame (1/27/21)

**Assists**

5 (2x), last vs. Wake Forest (2/27/21)

**Steals**

4 (2x), last vs. Stonehill (XL) (11/7/22)

**Blocks**

2 vs. Delaware State (11/20/19)

**Minutes**

39 (2x), last vs. Clemson (N) (3/9/22)

## Season Highs

**Points**

13 vs. Marquette (XL) (2/7/23)

**Field Goals Made**

4 (7x), last vs. Marquette (MSG) (3/10/23)

**Field Goals Attempted**

11 (2x), last vs. Buffalo (XL) (11/15/22)

**Three-Pt. Field Goals Made**

3 (4x), last vs. Providence (GP) (2/22/23)

**Three-Pt. Field Goals Attempted**

7 vs. Buffalo (XL) (11/15/22)

**Free Throws Made**

4 vs. Gonzaga (NCAA) (3/25/23)

**Free Throws Attempted**

4 vs. Gonzaga (NCAA) (3/25/23)

**Rebounds**

3 (4x), last at Georgetown (2/4/23)

**Assists**

4 vs. Delaware St. (XL) (11/20/22)

**Steals**

4 vs. Stonehill (XL) (11/7/22)

**Blocks**

1 (2x), last at St, John's (MSG) (2/25/23)

**Minutes**

38.5 vs. Buffalo (XL) (11/15/22)

## Player Notes

- Made first start at UConn in season opener, played a team-high 30:49, with 8 points and 4 steals vs. Stonehill.
- Had first double-figure game at UConn with 11 vs. Boston Uuniversity.
- Played season-high 38:33 and scored season-high 12 against Buffalo
- Season-high 4 assists vs. Delaware St.
- Had third double-figure game with 11 against LIU
- Came off the bench to score season-high 13 vs. Marquette
- Sixth double-figure game vs. Gonzaga

## Career at UConn

- Comes to UConn with two seasons of eligibility after three-year career at Virginia Tech.

## Career Stats

**ALLEYNE, Nahiem**

| | | | | Field Goals | | 3-Point | | F-Throws | | Rebounds | | | | | | | | | Scoring | |
|---|---|---|---|---|---|---|---|---|---|---|---|---|---|---|---|---|---|---|---|---|
| SEASON | TEAM | GP-GS | MIN/AVG | FG-FGA | FG% | 3FG-3FGA | 3FG% | FT-FTA | FT% | OFF | DEF | TOT | AVG | PF-FO | A | TO | BLK | STL | PTS | AVG |
| 2019-20 | VT | 32-27 | 832/26.0 | 92-237 | .388 | 49-126 | .389 | 48-63 | .762 | 6 | 69 | 75 | 2.3 | 51-1 | 46 | 27 | 6 | 12 | 281 | 8.8 |
| 2020-21 | VT | 22-21 | 623/28.3 | 78-199 | .392 | 42-103 | .408 | 46-57 | .807 | 4 | 54 | 58 | 2.6 | 47-0 | 37 | 33 | 2 | 15 | 244 | 11.1 |
| 2021-22 | VT | 36-36 | 1121/31.1 | 116-305 | .380 | 62-166 | .373 | 52-61 | .852 | 4 | 97 | 101 | 2.8 | 53-0 | 53 | 41 | 1 | 24 | 346 | 9.6 |
| 2022-23 | UConn | 37-8 | 660/17.9 | 65-178 | .365 | 32-97 | .330 | 25-29 | .862 | 11 | 30 | 41 | 1.1 | 55-0 | 30 | 24 | 2 | 18 | 187 | 5.1 |
| **TOTAL FOR UConn** | | **37-8** | **660/17.9** | **65-178** | **.365** | **32-97** | **.330** | **25-29** | **.862** | **11** | **30** | **41** | **1.1** | **55-0** | **30** | **24** | **2** | **18** | **187** | **5.1** |
| **TOTAL** | | **127-92** | **3236/25.5** | **351-919** | **.382** | **185-492** | **.376** | **171-210** | **.814** | **25** | **250** | **275** | **2.2** | **206-1** | **166** | **125** | **11** | **69** | **1058** | **8.3** |

## 2022-23 Game By Game

| | | | | Total | | 3-Pointers | | Free throws | | Rebounds | | | | | | | | | | |
|---|---|---|---|---|---|---|---|---|---|---|---|---|---|---|---|---|---|---|---|---|
| Opponent | Date | GS | MIN | FG-FGA | PCT | 3FG-3FGA | PCT | FT-FTA | PCT | OFF | DEF | TOT | AVG | PF | A | TO | BLK | STL | PTS | AVG |
| Stonehill | 11/07/2022 | * | 30:49 | 4-11 | .364 | 0-4 | .000 | 0-0 | .000 | 0 | 0 | 0 | 0.0 | 1 | 0 | 2 | 0 | 4 | 8 | 8.0 |
| Boston U. | 11/11/2022 | * | 31:50 | 4-9 | .444 | 3-6 | .500 | 0-0 | .000 | 0 | 0 | 0 | 0.0 | 2 | 0 | 1 | 0 | 0 | 11 | 9.5 |
| Buffalo | 11/15/2022 | * | 38:33 | 4-11 | .364 | 1-7 | .143 | 3-3 | 1.000 | 2 | 1 | 3 | 1.0 | 2 | 2 | 1 | 0 | 0 | 12 | 10.3 |
| UNCW | 11/18/2022 | * | 24:04 | 3-7 | .429 | 2-4 | .500 | 0-0 | .000 | 0 | 1 | 1 | 1.0 | 4 | 1 | 1 | 0 | 0 | 8 | 9.8 |
| Delaware St. | 11/20/2022 | * | 28:35 | 3-5 | .600 | 1-2 | .500 | 2-2 | 1.000 | 1 | 1 | 2 | 1.2 | 3 | 4 | 0 | 0 | 0 | 9 | 9.6 |
| vs Oregon | 11/24/2022 | * | 13:43 | 2-5 | .400 | 0-2 | .000 | 0-0 | .000 | 2 | 0 | 2 | 1.3 | 4 | 2 | 0 | 0 | 0 | 4 | 8.7 |
| vs Alabama | 11/25/2022 | * | 12:58 | 0-5 | .000 | 0-3 | .000 | 0-0 | .000 | 0 | 3 | 3 | 1.6 | 2 | 0 | 0 | 0 | 0 | 0 | 7.4 |
| vs Iowa St. | 11/27/2022 | * | 17:49 | 1-3 | .333 | 0-1 | .000 | 0-0 | .000 | 0 | 3 | 3 | 1.8 | 1 | 2 | 3 | 0 | 1 | 2 | 6.8 |
| Oklahoma St. | 12/01/2022 | | 09:53 | 0-2 | .000 | 0-1 | .000 | 0-0 | .000 | 1 | 1 | 2 | 1.8 | 1 | 1 | 0 | 0 | 0 | 0 | 6.0 |
| at Florida | 12/07/2022 | | 15:27 | 0-2 | .000 | 0-0 | .000 | 0-0 | .000 | 0 | 1 | 1 | 1.7 | 0 | 0 | 0 | 0 | 2 | 0 | 5.4 |
| LIU | 12/10/2022 | | 21:22 | 4-6 | .667 | 2-3 | .667 | 1-2 | .500 | 0 | 0 | 0 | 1.5 | 2 | 1 | 2 | 0 | 1 | 11 | 5.9 |
| at Butler | 12/17/2022 | | 21:51 | 3-8 | .375 | 3-5 | .600 | 0-0 | .000 | 0 | 2 | 2 | 1.6 | 1 | 1 | 0 | 0 | 0 | 9 | 6.2 |
| Georgetown | 12/20/2022 | | 14:46 | 0-2 | .000 | 0-2 | .000 | 2-2 | 1.000 | 0 | 1 | 1 | 1.5 | 1 | 0 | 0 | 0 | 0 | 2 | 5.8 |
| Villanova | 12/28/2022 | | 16:16 | 1-2 | .500 | 0-1 | .000 | 0-0 | .000 | 0 | 0 | 0 | 1.4 | 1 | 1 | 0 | 0 | 0 | 2 | 5.6 |
| at Xavier | 12/31/2022 | | 14:09 | 2-5 | .400 | 2-4 | .500 | 0-0 | .000 | 0 | 0 | 0 | 1.3 | 1 | 0 | 2 | 0 | 0 | 6 | 5.6 |
| at Providence | 01/04/2023 | | 11:18 | 1-3 | .333 | 0-0 | .000 | 0-0 | .000 | 0 | 0 | 0 | 1.3 | 2 | 0 | 0 | 0 | 1 | 2 | 5.4 |
| Creighton | 01/07/2023 | | 10:34 | 0-3 | .000 | 0-1 | .000 | 0-0 | .000 | 0 | 0 | 0 | 1.2 | 2 | 0 | 0 | 0 | 0 | 0 | 5.1 |
| at Marquette | 01/11/2023 | | 09:52 | 0-1 | .000 | 0-1 | .000 | 0-0 | .000 | 1 | 0 | 1 | 1.2 | 2 | 3 | 0 | 0 | 0 | 0 | 4.8 |
| St. John's (NY) | 01/15/2023 | | 14:07 | 0-4 | .000 | 0-4 | .000 | 1-2 | .500 | 0 | 2 | 2 | 1.2 | 2 | 0 | 1 | 0 | 0 | 1 | 4.6 |
| at Seton Hall | 01/18/2023 | | 07:19 | 0-2 | .000 | 0-1 | .000 | 0-0 | .000 | 0 | 0 | 0 | 1.2 | 0 | 1 | 0 | 0 | 0 | 0 | 4.4 |
| Butler | 01/22/2023 | | 11:33 | 1-3 | .333 | 0-0 | .000 | 0-0 | .000 | 1 | 2 | 3 | 1.2 | 2 | 2 | 1 | 0 | 1 | 2 | 4.2 |
| Xavier | 01/25/2023 | | 13:28 | 1-3 | .333 | 1-3 | .333 | 1-2 | .500 | 0 | 2 | 2 | 1.3 | 1 | 0 | 1 | 0 | 0 | 4 | 4.2 |
| at DePaul | 01/31/2023 | | 22:59 | 2-7 | .286 | 1-4 | .250 | 0-0 | .000 | 0 | 0 | 0 | 1.2 | 3 | 1 | 1 | 0 | 0 | 5 | 4.3 |
| at Georgetown | 02/04/2023 | | 16:09 | 1-4 | .250 | 1-2 | .500 | 0-0 | .000 | 1 | 2 | 3 | 1.3 | 2 | 0 | 1 | 0 | 0 | 3 | 4.2 |
| Marquette | 02/07/2023 | | 19:48 | 4-9 | .444 | 3-6 | .500 | 2-3 | .667 | 0 | 0 | 0 | 1.2 | 0 | 0 | 1 | 0 | 0 | 13 | 4.6 |
| at Creighton | 02/11/2023 | | 23:58 | 1-6 | .167 | 0-3 | .000 | 3-3 | 1.000 | 0 | 2 | 2 | 1.3 | 1 | 0 | 1 | 1 | 0 | 5 | 4.6 |
| Seton Hall | 02/18/2023 | | 17:18 | 0-2 | .000 | 0-1 | .000 | 0-0 | .000 | 0 | 0 | 0 | 1.2 | 1 | 0 | 0 | 0 | 1 | 0 | 4.4 |
| Providence | 02/22/2023 | | 17:26 | 3-4 | .750 | 3-3 | 1.000 | 0-0 | .000 | 1 | 1 | 2 | 1.3 | 1 | 0 | 1 | 0 | 1 | 9 | 4.6 |
| at St. John's (NY) | 02/25/2023 | | 19:14 | 3-6 | .500 | 0-3 | .000 | 2-2 | 1.000 | 1 | 1 | 2 | 1.3 | 2 | 1 | 0 | 1 | 1 | 8 | 4.7 |
| DePaul | 03/01/2023 | | 15:13 | 2-4 | .500 | 0-0 | .000 | 0-0 | .000 | 0 | 0 | 0 | 1.2 | 0 | 2 | 0 | 0 | 0 | 4 | 4.7 |
| at Villanova | 03/04/2023 | | 12:27 | 1-5 | .200 | 0-3 | .000 | 1-1 | 1.000 | 0 | 2 | 2 | 1.3 | 1 | 1 | 0 | 0 | 0 | 3 | 4.6 |
| vs Providence | 03/09/2023 | | 12:09 | 2-4 | .500 | 1-2 | .500 | 0-0 | .000 | 0 | 0 | 0 | 1.2 | 0 | 0 | 1 | 0 | 0 | 5 | 4.6 |
| vs Marquette | 03/10/2023 | | 22:13 | 4-8 | .500 | 2-4 | .500 | 0-0 | .000 | 0 | 0 | 0 | 1.2 | 0 | 1 | 1 | 0 | 2 | 10 | 4.8 |
| vs Iona | 03/17/2023 | | 14:48 | 2-5 | .400 | 2-3 | .667 | 2-2 | 1.000 | 0 | 0 | 0 | 1.1 | 1 | 1 | 0 | 0 | 1 | 8 | 4.9 |
| vs Saint Mary's (CA) | 03/19/2023 | | 21:32 | 1-3 | .333 | 1-3 | .333 | 0-0 | .000 | 0 | 1 | 1 | 1.1 | 2 | 0 | 1 | 0 | 0 | 3 | 4.8 |
| vs Arkansas | 03/23/2023 | | 18:34 | 2-4 | .500 | 2-3 | .667 | 4-4 | 1.000 | 0 | 1 | 1 | 1.1 | 1 | 2 | 0 | 0 | 1 | 10 | 5.0 |
| vs Gonzaga | 03/25/2023 | | 16:24 | 3-5 | .600 | 1-2 | .500 | 1-1 | 1.000 | 0 | 0 | 0 | 1.1 | 3 | 0 | 1 | 0 | 1 | 8 | 5.1 |
| **Totals** | | **8** | **660:27** | **65-178** | **.365** | **32-97** | **.330** | **25-29** | **.862** | **11** | **30** | **41** | **1.1** | **55** | **30** | **24** | **2** | **18** | **187** | **5.1** |

**Player Averages**

| Games Played | Minutes/ game | Points/ game | FG Pct | 3FG Pct | FT Pct | Rebounds/ game | Assists/ game | Turnovers/ game | Assist/Turnover ratio | Steals/ game | Blocks/ game |
|---|---|---|---|---|---|---|---|---|---|---|---|
| 37 | 17.9 | 5.1 | 36.5 | 33.0 | 86.2 | 1.1 | 0.8 | 0.6 | 1.3 | 0.5 | 0.1 |

# 2- Tristen Newton

***6-5 • 190 • Senior • Guard • El Paso, Texas (East Carolina University)***

## Career Highs

**Points**

32 vs. Tulane (1/5/22)

**Field Goals Made**

11 vs. Tulane (1/5/22)

**Field Goals Attempted**

19 (2x), UCF (1/18/22)

**Three-Pt. Field Goals Made**

5 (4x), last vs. Oregon (N) (11/24/22)

**Three-Pt. Field Goals Attempted**

10 vs. UCF (1/18/22)

**Free Throws Made**

14 vs. Buffalo (XL) (11/15/22)

**Free Throws Attempted**

17 vs. Buffalo (XL) (11/15/22)

**Rebounds**

13 at Memphis (2/19/20)

**Assists**

12 vs. Marquette (XL) (2/7/23)

**Steals**

4 (3x), last vs. Alabama (N) (11/25/22)

**Blocks**

2 vs. Creighton (GP) (1/7/23)

**Minutes**

40 at Memphis (1/27/22)

## Season Highs

**Points**

23 (2x), last vs. Xavier (GP) (1/25/23)

**Field Goals Made**

7 vs. Oregon (N) (11/24/22)

**Field Goals Attempted**

14 vs. Buffalo (XL (11/15/22)

**Three-Pt. Field Goals Made**

5 vs. Oregon (N) (11/24/22)

**Three-Pt. Field Goals Attempted**

6 (2x), last vs. Marquette (MSG) (3/10/23)

**Free Throws Made**

14 vs. Buffalo (XL) (11/15/22)

**Free Throws Attempted**

17 vs. Buffalo (XL) (11/15/22)

**Rebounds**

10 (2x), last vs. Marquette (XL) (2/7/23)

**Assists**

12 vs. Marquette (XL) (2/7/23)

**Steals**

4 (2x), last vs. Alabama (N) (11/25/22)

**Blocks**

2 vs. Creighton (GP) (1/7/23)

**Minutes**

36 vs. Buffalo (XL) (11/15/22)

## Player Notes

- Started in UConn debut, playing 21 minutes, hitting 9 free throws , grabbed 6 rebounds, and handed out 3 assists in win over Stonehill.
- Recorded the 12th triple-double in UConn history with 22 points, 10 rebounds, 11 assists vs. Buffalo
- Season-high 23 points, with season-high 5 three-pointers, and 6 assists vs. Oregon
- Had 17 points, 7 assists in win over Georgetown
- Equaled season-high with 23 points, with 4 assists, vs. Xavier
- Had second straight 20-point game (21) with 3 assists and 3 steals at DePaul
- Had second triple-double of season (12-10-12) vs. Marquette
- Had 16 points, 4 rebounds, 7 assists in BE tourney vs. Providence

## Career at UConn

- Comes to UConn with two years of eligibility remaining after a three-year career at East Carolina.
- Only UConn player to ever have 2 triple-doubles in same season
- Named to BIG EAST Weekly Honor Roll on Nov. 28

## Career Stats

**NEWTON, Tristen**

| | | | | Field Goals | | 3-Point | | F-Throws | | Rebounds | | | | | | | | | Scoring | |
|---|---|---|---|---|---|---|---|---|---|---|---|---|---|---|---|---|---|---|---|---|
| SEASON | TEAM | GP-GS | MIN/AVG | FG-FGA | FG% | 3FG-3FGA | 3FG% | FT-FTA | FT% | OFF | DEF | TOT | AVG | PF-FO | A | TO | BLK | STL | PTS | AVG |
| 2019-20 | ECU | 31-19 | 928/29.9 | 103-264 | .390 | 33-102 | .324 | 101-126 | .802 | 16 | 123 | 139 | 4.5 | 62-1 | 114 | 59 | 10 | 37 | 340 | 11.0 |
| 2020-21 | ECU | 17-16 | 533/31.3 | 49-141 | .348 | 16-61 | .262 | 34-38 | .895 | 18 | 55 | 73 | 4.3 | 33-0 | 72 | 38 | 5 | 21 | 148 | 8.7 |
| 2021-22 | ECU | 30-30 | 1040/34.7 | 165-379 | .435 | 48-144 | .333 | 152-173 | .879 | 25 | 119 | 144 | 4.8 | 71-1 | 151 | 104 | 9 | 43 | 530 | 17.7 |
| 2022-23 | UConn | 37-36 | 1057/28.6 | 100-267 | .375 | 43-117 | .368 | 123-153 | .804 | 42 | 118 | 160 | 4.3 | 76-0 | 173 | 85 | 10 | 40 | 366 | 9.9 |
| **TOTAL FOR UConn** | | **37-36** | **1057/28.6** | **100-267** | **.375** | **43-117** | **.368** | **123-153** | **.804** | **42** | **118** | **160** | **4.3** | **76-0** | **173** | **85** | **10** | **40** | **366** | **9.9** |
| **TOTAL** | | **115-101** | **3558/30.9** | **417-1051** | **.397** | **140-424** | **.330** | **410-490** | **.837** | **101** | **415** | **516** | **4.5** | **242-2** | **510** | **286** | **34** | **141** | **1384** | **12.0** |

## 2022-23 Game By Game

**#2 NEWTON, Tristen**

| | | | | Total | | 3-Pointers | | Free throws | | Rebounds | | | | | | | | | | |
|---|---|---|---|---|---|---|---|---|---|---|---|---|---|---|---|---|---|---|---|---|
| Opponent | Date | GS | MIN | FG-FGA | PCT | 3FG-3FGA | PCT | FT-FTA | PCT | OFF | DEF | TOT | AVG | PF | A | TO | BLK | STL | PTS | AVG |
| Stonehill | 11/07/2022 | * | 21:14 | 0-5 | .000 | 0-3 | .000 | 9-12 | .750 | 1 | 5 | 6 | 6.0 | 3 | 3 | 2 | 1 | 1 | 9 | 9.0 |
| Boston U. | 11/11/2022 | * | 31:40 | 4-10 | .400 | 2-4 | .500 | 1-2 | .500 | 0 | 6 | 6 | 6.0 | 3 | 1 | 4 | 0 | 0 | 11 | 10.0 |
| Buffalo | 11/15/2022 | * | 35:50 | 4-14 | .286 | 0-5 | .000 | 14-17 | .824 | 1 | 9 | 10 | 7.3 | 0 | 11 | 3 | 1 | 4 | 22 | 14.0 |
| UNCW | 11/18/2022 | * | 20:44 | 2-4 | .500 | 0-1 | .000 | 4-5 | .800 | 1 | 2 | 3 | 6.3 | 3 | 4 | 0 | 0 | 0 | 8 | 12.5 |
| Delaware St. | 11/20/2022 | * | 19:21 | 2-4 | .500 | 2-4 | .500 | 0-1 | .000 | 1 | 1 | 2 | 5.4 | 0 | 1 | 2 | 0 | 1 | 6 | 11.2 |
| vs Oregon | 11/24/2022 | * | 28:56 | 7-10 | .700 | 5-6 | .833 | 4-5 | .800 | 0 | 4 | 4 | 5.2 | 1 | 6 | 0 | 0 | 2 | 23 | 13.2 |
| vs Alabama | 11/25/2022 | * | 34:17 | 1-6 | .167 | 1-2 | .500 | 6-6 | 1.000 | 1 | 3 | 4 | 5.0 | 3 | 8 | 1 | 1 | 4 | 9 | 12.6 |
| vs Iowa St. | 11/27/2022 | * | 26:40 | 3-6 | .500 | 2-4 | .500 | 5-6 | .833 | 3 | 1 | 4 | 4.9 | 2 | 3 | 8 | 0 | 0 | 13 | 12.6 |
| Oklahoma St. | 12/01/2022 | * | 28:21 | 1-5 | .200 | 0-2 | .000 | 0-0 | .000 | 1 | 1 | 2 | 4.6 | 2 | 1 | 2 | 0 | 2 | 2 | 11.4 |
| at Florida | 12/07/2022 | * | 31:12 | 2-6 | .333 | 1-2 | .500 | 0-0 | .000 | 1 | 4 | 5 | 4.6 | 1 | 3 | 5 | 0 | 0 | 5 | 10.8 |
| LIU | 12/10/2022 | * | 25:55 | 0-5 | .000 | 0-4 | .000 | 2-2 | 1.000 | 0 | 2 | 2 | 4.4 | 1 | 7 | 2 | 0 | 1 | 2 | 10.0 |
| at Butler | 12/17/2022 | * | 32:06 | 1-7 | .143 | 1-5 | .200 | 2-2 | 1.000 | 1 | 7 | 8 | 4.7 | 1 | 3 | 2 | 1 | 0 | 5 | 9.6 |
| Georgetown | 12/20/2022 | * | 27:24 | 4-6 | .667 | 2-4 | .500 | 7-8 | .875 | 0 | 2 | 2 | 4.5 | 1 | 7 | 2 | 0 | 1 | 17 | 10.2 |
| Villanova | 12/28/2022 | * | 20:47 | 0-2 | .000 | 0-1 | .000 | 6-6 | 1.000 | 0 | 1 | 1 | 4.2 | 3 | 4 | 1 | 0 | 0 | 6 | 9.9 |
| at Xavier | 12/31/2022 | * | 32:52 | 2-5 | .400 | 2-3 | .667 | 0-0 | .000 | 2 | 5 | 7 | 4.4 | 4 | 7 | 4 | 1 | 1 | 6 | 9.6 |
| at Providence | 01/04/2023 | * | 33:59 | 3-11 | .273 | 0-3 | .000 | 0-1 | .000 | 1 | 1 | 2 | 4.3 | 4 | 5 | 2 | 0 | 0 | 6 | 9.4 |
| Creighton | 01/07/2023 | * | 23:31 | 3-7 | .429 | 2-3 | .667 | 5-6 | .833 | 1 | 3 | 4 | 4.2 | 2 | 1 | 0 | 2 | 1 | 13 | 9.6 |
| at Marquette | 01/11/2023 | * | 27:39 | 3-8 | .375 | 1-5 | .200 | 0-0 | .000 | 0 | 3 | 3 | 4.2 | 2 | 2 | 1 | 0 | 0 | 7 | 9.4 |
| St. John's (NY) | 01/15/2023 | * | 18:17 | 0-1 | .000 | 0-1 | .000 | 0-2 | .000 | 0 | 1 | 1 | 4.0 | 1 | 1 | 1 | 0 | 0 | 0 | 8.9 |
| at Seton Hall | 01/18/2023 | * | 29:07 | 2-5 | .400 | 1-4 | .250 | 6-6 | 1.000 | 1 | 2 | 3 | 4.0 | 2 | 4 | 3 | 0 | 1 | 11 | 9.1 |
| Butler | 01/22/2023 | * | 24:47 | 3-6 | .500 | 0-1 | .000 | 5-6 | .833 | 0 | 4 | 4 | 4.0 | 2 | 2 | 2 | 0 | 1 | 11 | 9.1 |
| Xavier | 01/25/2023 | * | 34:38 | 6-12 | .500 | 2-5 | .400 | 9-11 | .818 | 3 | 1 | 4 | 4.0 | 3 | 4 | 5 | 0 | 1 | 23 | 9.8 |
| at DePaul | 01/31/2023 | * | 33:24 | 6-12 | .500 | 1-4 | .250 | 8-8 | 1.000 | 0 | 0 | 0 | 3.8 | 2 | 3 | 0 | 0 | 3 | 21 | 10.3 |
| at Georgetown | 02/04/2023 | * | 33:09 | 6-14 | .429 | 3-5 | .600 | 0-2 | .000 | 3 | 5 | 8 | 4.0 | 1 | 6 | 1 | 1 | 3 | 15 | 10.5 |
| Marquette | 02/07/2023 | * | 35:24 | 4-9 | .444 | 1-2 | .500 | 3-5 | .600 | 3 | 7 | 10 | 4.2 | 3 | 12 | 5 | 0 | 2 | 12 | 10.5 |
| at Creighton | 02/11/2023 | * | 26:15 | 1-4 | .250 | 0-1 | .000 | 0-0 | .000 | 0 | 0 | 0 | 4.0 | 1 | 4 | 3 | 0 | 0 | 2 | 10.2 |
| Seton Hall | 02/18/2023 | * | 18:43 | 1-4 | .250 | 0-2 | .000 | 4-4 | 1.000 | 1 | 2 | 3 | 4.0 | 3 | 2 | 4 | 0 | 0 | 6 | 10.0 |
| Providence | 02/22/2023 | * | 33:05 | 3-10 | .300 | 1-2 | .500 | 5-5 | 1.000 | 1 | 6 | 7 | 4.1 | 0 | 7 | 1 | 0 | 2 | 12 | 10.1 |
| at St. John's (NY) | 02/25/2023 | * | 33:30 | 2-7 | .286 | 1-2 | .500 | 3-6 | .500 | 4 | 3 | 7 | 4.2 | 1 | 8 | 4 | 0 | 2 | 8 | 10.0 |
| DePaul | 03/01/2023 | * | 28:29 | 5-7 | .714 | 2-3 | .667 | 0-0 | .000 | 0 | 5 | 5 | 4.2 | 2 | 6 | 2 | 1 | 2 | 12 | 10.1 |
| at Villanova | 03/04/2023 | * | 35:25 | 3-9 | .333 | 1-4 | .250 | 2-2 | 1.000 | 1 | 2 | 3 | 4.2 | 3 | 3 | 2 | 0 | 3 | 9 | 10.1 |
| vs Providence | 03/09/2023 | | 26:57 | 5-11 | .455 | 4-6 | .667 | 2-2 | 1.000 | 3 | 1 | 4 | 4.2 | 3 | 7 | 1 | 0 | 1 | 16 | 10.3 |
| vs Marquette | 03/10/2023 | * | 31:59 | 2-10 | .200 | 0-2 | .000 | 3-5 | .600 | 4 | 2 | 6 | 4.2 | 2 | 6 | 1 | 0 | 0 | 7 | 10.2 |
| vs Iona | 03/17/2023 | * | 23:35 | 1-5 | .200 | 0-2 | .000 | 2-2 | 1.000 | 0 | 4 | 4 | 4.2 | 3 | 6 | 0 | 0 | 0 | 4 | 10.0 |
| vs Saint Mary's (CA) | 03/19/2023 | * | 27:24 | 4-7 | .571 | 3-4 | .750 | 2-2 | 1.000 | 0 | 3 | 3 | 4.2 | 2 | 5 | 4 | 1 | 1 | 13 | 10.1 |
| vs Arkansas | 03/23/2023 | * | 31:03 | 2-6 | .333 | 2-3 | .667 | 0-0 | .000 | 1 | 5 | 6 | 4.3 | 4 | 7 | 4 | 0 | 0 | 6 | 9.9 |
| vs Gonzaga | 03/25/2023 | * | 29:05 | 2-7 | .286 | 0-3 | .000 | 4-6 | .667 | 2 | 5 | 7 | 4.3 | 2 | 3 | 1 | 0 | 0 | 8 | 9.9 |
| **Totals** | | **36** | **1056:45** | **100-267** | **.375** | **43-117** | **.368** | **123-153** | **.804** | **42** | **118** | **160** | **4.3** | **76** | **173** | **85** | **10** | **40** | **366** | **9.9** |

**Player Averages**

| Games Played | Minutes/ game | Points/ game | FG Pct | 3FG Pct | FT Pct | Rebounds/ game | Assists/ game | Turnovers/ game | Assist/Turnover ratio | Steals/ game | Blocks/ game |
|---|---|---|---|---|---|---|---|---|---|---|---|
| 37 | 28.6 | 9.9 | 37.5 | 36.8 | 80.4 | 4.3 | 4.7 | 2.3 | 2.0 | 1.1 | 0.3 |

# 5 - Hassan Diarra

***6-2 • 190 • Junior • Guard • Queens, N.Y. (Texas A&M University)***

## Player Notes

- Came off the bench to hand out a career-high 7 assists to go with 11 points and 5 rebounds in the season opener vs. Stonehill.
- Made first start against Boston University and contributed 6 points and 6 assists
- Provided huge defensive spark off the bench in wins over Georgetwon and Villanova (4 steals)
- Scored 8 points and had 3 assists in 14 minutes vs. Butler
- Made third start of UConn career vs. Providence in BE Tournament

## Career at UConn

- Comes to UConn with three years of eligibility remaining after two seasons at Texas A&M.

## Career Highs

**Points**

17 vs. Notre Dame (N) (11/24/21)

**Field Goals Made**

5 (2x), last vs. Stonehill (XL) (11/7/22)

**Field Goals Attempted**

12 vs. Northwestern State (12/21/21)

**Three-Pt. Field Goals Made**

4 vs. Dallas Christian (12/27/21)

**Three-Pt. Field Goals Attempted**

8 vs. Dallas Christian (12/27/21)

**Free Throws Made**

8 vs. Alcorn (3/15/22)

**Free Throws Attempted**

11 vs. Notre Dame (N), (11/24/21)

**Rebounds**

7 vs. A&M Corpus Christi (11/14/21)

**Assists**

7 vs. Stonehill (XL) (11/7/22)

**Steals**

6 vs. New Orleans (11/29/20)

**Blocks**

1 (15x), last vs. Seton Hall (GP) (2/18/23)

**Minutes**

35 vs. Wofford (12/21/20)

## Season Highs

**Points**

11 vs. Stonehill (XL) (11/7/22)

**Field Goals Made**

5 vs. Stonehill (XL) (11/7/22)

**Field Goals Attempted**

9 vs. Stonehill (XL) (11/7/22)

**Three-Pt. Field Goals Made**

1 (6x), last vs. Butler (XL) (1/22/23)

**Three-Pt. Field Goals Attempted**

4 vs. Iowa St. (N) (11/27/22)

**Free Throws Made**

4 vs. Villanova (XL) (12/28/22)

**Free Throws Attempted**

6 (2x), last vs. Villanova (XL) (12/28/22)

**Rebounds**

5 vs. Stonehill (XL) (11/7/22)

**Assists**

7 vs. Stonehill (XL) (11/7/22)

**Steals**

4 vs. Villanova (XL) (12/28/22)

**Blocks**

1 (5x), last vs. Seton Hall (GP) (2/18/23)

**Minutes**

33 vs. Boston U. (GP) (11/11/22)

## Career Stats

**DIARRA, Hassan**

| | | | | Field Goals | | 3-Point | | F-Throws | | Rebounds | | | | | | | | | Scoring | |
|---|---|---|---|---|---|---|---|---|---|---|---|---|---|---|---|---|---|---|---|---|
| SEASON | TEAM | GP-GS | MIN/AVG | FG-FGA | FG% | 3FG-3FGA | 3FG% | FT-FTA | FT% | OFF | DEF | TOT | AVG | PF-FO | A | TO | BLK | STL | PTS | AVG |
| 2020-21 | TA&M | 18-6 | 354/19.7 | 36-103 | .350 | 14-46 | .304 | 19-30 | .633 | 7 | 30 | 37 | 2.1 | 33-0 | 30 | 38 | 2 | 19 | 105 | 5.8 |
| 2021-22 | TA&M | 40-3 | 614/15.4 | 78-211 | .370 | 34-105 | .324 | 56-78 | .718 | 7 | 64 | 71 | 1.8 | 54-0 | 56 | 52 | 8 | 28 | 246 | 6.2 |
| 2022-23 | UConn | 34-3 | 452/13.3 | 25-83 | .301 | 7-37 | .189 | 19-37 | .514 | 12 | 35 | 47 | 1.4 | 44-0 | 66 | 37 | 8 | 28 | 76 | 2.2 |
| **TOTAL FOR UConn** | | **34-3** | **452/13.3** | **25-83** | **.301** | **7-37** | **.189** | **19-37** | **.514** | **12** | **35** | **47** | **1.4** | **44-0** | **66** | **37** | **8** | **28** | **76** | **2.2** |
| **TOTAL** | | **92-12** | **1420/15.4** | **139-397** | **.350** | **55-188** | **.293** | **94-145** | **.648** | **26** | **129** | **155** | **1.7** | **131-0** | **152** | **127** | **18** | **75** | **427** | **4.6** |

## 2022-23 Game By Game

**#5 DIARRA, Hassan**

| | | | | Total | | 3-Pointers | | Free throws | | Rebounds | | | | | | | | | | |
|---|---|---|---|---|---|---|---|---|---|---|---|---|---|---|---|---|---|---|---|---|
| Opponent | Date | GS | MIN | FG-FGA | PCT | 3FG-3FGA | PCT | FT-FTA | PCT | OFF | DEF | TOT | AVG | PF | A | TO | BLK | STL | PTS | AVG |
| Stonehill | 11/07/2022 | | 27:21 | 5-9 | .556 | 1-3 | .333 | 0-2 | .000 | 1 | 4 | 5 | 5.0 | 2 | 7 | 3 | 0 | 3 | 11 | 11.0 |
| Boston U. | 11/11/2022 | * | 33:25 | 1-3 | .333 | 1-2 | .500 | 3-6 | .500 | 0 | 3 | 3 | 4.0 | 2 | 6 | 2 | 0 | 0 | 6 | 8.5 |
| Buffalo | 11/15/2022 | * | 16:25 | 1-3 | .333 | 0-1 | .000 | 1-2 | .500 | 0 | 1 | 1 | 3.0 | 3 | 2 | 2 | 0 | 2 | 3 | 6.7 |
| UNCW | 11/18/2022 | | 14:35 | 0-3 | .000 | 0-0 | .000 | 0-0 | .000 | 1 | 1 | 2 | 2.8 | 3 | 3 | 3 | 0 | 0 | 0 | 5.0 |
| Delaware St. | 11/20/2022 | | 21:25 | 1-2 | .500 | 0-1 | .000 | 1-2 | .500 | 0 | 1 | 1 | 2.4 | 0 | 5 | 3 | 0 | 2 | 3 | 4.6 |
| vs Oregon | 11/24/2022 | | 10:44 | 0-2 | .000 | 0-2 | .000 | 0-0 | .000 | 2 | 2 | 4 | 2.7 | 2 | 1 | 0 | 0 | 0 | 0 | 3.8 |
| vs Alabama | 11/25/2022 | | 14:47 | 0-2 | .000 | 0-0 | .000 | 2-2 | 1.000 | 0 | 1 | 1 | 2.4 | 1 | 2 | 0 | 1 | 1 | 2 | 3.6 |
| vs Iowa St. | 11/27/2022 | | 15:11 | 2-6 | .333 | 1-4 | .250 | 2-3 | .667 | 1 | 1 | 2 | 2.4 | 1 | 1 | 1 | 0 | 0 | 7 | 4.0 |
| Oklahoma St. | 12/01/2022 | | 08:25 | 0-3 | .000 | 0-1 | .000 | 0-1 | .000 | 0 | 1 | 1 | 2.2 | 0 | 0 | 1 | 0 | 0 | 0 | 3.6 |
| at Florida | 12/07/2022 | | 13:17 | 0-1 | .000 | 0-1 | .000 | 0-0 | .000 | 0 | 2 | 2 | 2.2 | 1 | 2 | 3 | 1 | 0 | 0 | 3.2 |
| LIU | 12/10/2022 | | 13:58 | 1-5 | .200 | 0-2 | .000 | 0-0 | .000 | 0 | 1 | 1 | 2.1 | 2 | 3 | 2 | 0 | 2 | 2 | 3.1 |
| at Butler | 12/17/2022 | | 07:54 | 0-0 | .000 | 0-0 | .000 | 0-0 | .000 | 0 | 2 | 2 | 2.1 | 1 | 1 | 0 | 0 | 1 | 0 | 2.8 |
| Georgetown | 12/20/2022 | | 12:14 | 2-4 | .500 | 1-3 | .333 | 0-0 | .000 | 0 | 0 | 0 | 1.9 | 1 | 2 | 0 | 1 | 1 | 5 | 3.0 |
| Villanova | 12/28/2022 | | 20:24 | 1-3 | .333 | 0-2 | .000 | 4-6 | .667 | 0 | 2 | 2 | 1.9 | 0 | 3 | 0 | 0 | 4 | 6 | 3.2 |
| at Xavier | 12/31/2022 | | 12:04 | 2-3 | .667 | 1-2 | .500 | 0-0 | .000 | 0 | 1 | 1 | 1.9 | 1 | 1 | 2 | 0 | 1 | 5 | 3.3 |
| at Providence | 01/04/2023 | | 13:51 | 0-4 | .000 | 0-0 | .000 | 1-4 | .250 | 2 | 0 | 2 | 1.9 | 3 | 0 | 0 | 0 | 1 | 1 | 3.2 |
| Creighton | 01/07/2023 | | 16:29 | 0-3 | .000 | 0-2 | .000 | 0-0 | .000 | 0 | 1 | 1 | 1.8 | 1 | 1 | 1 | 0 | 1 | 0 | 3.0 |
| at Marquette | 01/11/2023 | | 06:32 | 1-1 | 1.000 | 0-0 | .000 | 0-0 | .000 | 0 | 0 | 0 | 1.7 | 1 | 1 | 1 | 0 | 0 | 2 | 2.9 |
| St. John's (NY) | 01/15/2023 | | 19:42 | 1-4 | .250 | 0-0 | .000 | 2-3 | .667 | 0 | 0 | 0 | 1.6 | 2 | 4 | 3 | 0 | 1 | 4 | 3.0 |
| at Seton Hall | 01/18/2023 | | 15:02 | 1-3 | .333 | 0-2 | .000 | 0-0 | .000 | 2 | 1 | 3 | 1.7 | 4 | 1 | 1 | 0 | 0 | 2 | 3.0 |
| Butler | 01/22/2023 | | 14:03 | 3-3 | 1.000 | 1-1 | 1.000 | 1-2 | .500 | 0 | 0 | 0 | 1.6 | 2 | 3 | 0 | 1 | 1 | 8 | 3.2 |
| Xavier | 01/25/2023 | | 08:51 | 0-1 | .000 | 0-0 | .000 | 0-0 | .000 | 0 | 1 | 1 | 1.6 | 1 | 0 | 0 | 1 | 0 | 0 | 3.0 |
| at DePaul | 01/31/2023 | | 05:28 | 0-1 | .000 | 0-1 | .000 | 0-0 | .000 | 0 | 0 | 0 | 1.5 | 1 | 0 | 1 | 0 | 0 | 0 | 2.9 |
| at Georgetown | 02/04/2023 | | 05:10 | 1-1 | 1.000 | 0-0 | .000 | 0-0 | .000 | 0 | 0 | 0 | 1.5 | 0 | 0 | 2 | 0 | 0 | 2 | 2.9 |
| Marquette | 02/07/2023 | | 07:19 | 0-2 | .000 | 0-1 | .000 | 0-0 | .000 | 0 | 0 | 0 | 1.4 | 0 | 0 | 1 | 0 | 1 | 0 | 2.8 |
| at Creighton | 02/11/2023 | | 17:01 | 1-2 | .500 | 1-1 | 1.000 | 0-0 | .000 | 2 | 1 | 3 | 1.5 | 1 | 2 | 1 | 0 | 2 | 3 | 2.8 |
| Seton Hall | 02/18/2023 | | 24:16 | 1-3 | .333 | 0-1 | .000 | 2-4 | .500 | 1 | 2 | 3 | 1.5 | 1 | 4 | 0 | 1 | 1 | 4 | 2.8 |
| Providence | 02/22/2023 | | 09:21 | 0-1 | .000 | 0-1 | .000 | 0-0 | .000 | 0 | 0 | 0 | 1.5 | 3 | 2 | 0 | 0 | 0 | 0 | 2.7 |
| vs Providence | 03/09/2023 | * | 13:01 | 0-1 | .000 | 0-1 | .000 | 0-0 | .000 | 0 | 1 | 1 | 1.4 | 2 | 2 | 2 | 0 | 1 | 0 | 2.6 |
| vs Marquette | 03/10/2023 | | 06:01 | 0-0 | .000 | 0-0 | .000 | 0-0 | .000 | 0 | 1 | 1 | 1.4 | 1 | 0 | 1 | 1 | 0 | 0 | 2.5 |
| vs Iona | 03/17/2023 | | 10:57 | 0-3 | .000 | 0-1 | .000 | 0-0 | .000 | 0 | 2 | 2 | 1.5 | 1 | 3 | 1 | 1 | 2 | 0 | 2.5 |
| vs Saint Mary's (CA) | 03/19/2023 | | 04:46 | 0-1 | .000 | 0-1 | .000 | 0-0 | .000 | 0 | 1 | 1 | 1.4 | 0 | 1 | 0 | 0 | 0 | 0 | 2.4 |
| vs Arkansas | 03/23/2023 | | 04:20 | 0-0 | .000 | 0-0 | .000 | 0-0 | .000 | 0 | 1 | 1 | 1.4 | 0 | 1 | 0 | 0 | 0 | 0 | 2.3 |
| vs Gonzaga | 03/25/2023 | | 07:36 | 0-0 | .000 | 0-0 | .000 | 0-0 | .000 | 0 | 0 | 0 | 1.4 | 0 | 2 | 0 | 0 | 0 | 0 | 2.2 |
| **Totals** | | **3** | **451:56** | **25-83** | **.301** | **7-37** | **.189** | **19-37** | **.514** | **12** | **35** | **47** | **1.4** | **44** | **66** | **37** | **8** | **28** | **76** | **2.2** |

# 13 - Richie Springs

***6-9 • 235 • R-Junior • Forward • Brooklyn, N.Y. (MacDuffie School)***

## Career Highs

**Points**

6 vs. LIU (GP) (11/17/21)

**Field Goals Made**

2 vs. Boston U. (GP) (11/11/22)

**Field Goals Attempted**

3 vs. Boston U. (GP) (11/11/22)

**Three-Pt. Field Goals Made**

--

**Three-Pt. Field Goals Attempted**

1 vs. DePaul (MSG) (3/11/21)

**Free Throws Made**

4 vs. LIU (GP) (11/17/21)

**Free Throws Attempted**

6 vs. LIU (GP) (11/17/21)

**Rebounds**

4 vs. LIU (GP) (11/17/21)

**Assists**

2 vs. Boston U. (GP) (11/11/22)

**Steals**

--

**Blocks**

--

**Minutes**

10.5 vs. Boston U. (GP) (11/11/22)

## Season Highs

**Points**

5 vs. Boston U. (GP) (11/11/22)

**Field Goals Made**

2 vs. Boston U. (GP) (11/11/22)

**Field Goals Attempted**

3 vs. Boston U. (GP) (11/11/22)

**Three-Pt. Field Goals Made**

--

**Three-Pt. Field Goals Attempted**

--

**Free Throws Made**

2 vs. UNCW (GP) (11/18/22)

**Free Throws Attempted**

3 vs. Boston U. (GP) (11/11/22)

**Rebounds**

3 vs. Buffalo (XL) (11/15/22)

**Assists**

2 vs. Boston U. (GP) (11/11/22)

**Steals**

--

**Blocks**

--

**Minutes**

10.5 vs. Boston U. (GP) (11/11/22)

## Player Notes

- Saw action in season opener vs. Stonehill, grabbing 2 rebounds in the win.
- Played a career-high 10:25 against Boston University and scored 5 points.
- Played just over 4:00 vs. Buffalo and grabbed 3 rebounds
- Scored and handed out an assist vs. LIU
- Saw first BIG EAST action vs. Providence
- Logged playing time and scored vs. DePaul
- Scored against Arkansas in NCAA tourney

## Career at UConn

- Fourth year at UConn
- Sat out 2019-20 season as an academic redshirt, but was allowed to practice with the Huskies, using the time to learn the UConn system.
- Had career-highs of 6 points and 4 rebounds vs. LIU in 2021-22.

## Career Stats

**SPRINGS, Richie**

| | | | | Field Goals | | 3-Point | | F-Throws | | Rebounds | | | | | | | | | Scoring | |
|---|---|---|---|---|---|---|---|---|---|---|---|---|---|---|---|---|---|---|---|---|
| SEASON | TEAM | GP-GS | MIN/AVG | FG-FGA | FG% | 3FG-3FGA | 3FG% | FT-FTA | FT% | OFF | DEF | TOT | AVG | PF-FO | A | TO | BLK | STL | PTS | AVG |
| 2020-21 | UConn | 5-0 | 12/2.5 | 2-3 | .667 | 0-1 | .000 | 1-2 | .500 | 2 | 3 | 5 | 1.0 | 3-0 | 0 | 0 | 0 | 0 | 5 | 1.0 |
| 2021-22 | UConn | 8-0 | 28/3.5 | 3-7 | .429 | 0-0 | .000 | 4-6 | .667 | 5 | 4 | 9 | 1.1 | 3-0 | 1 | 1 | 0 | 0 | 10 | 1.3 |
| 2022-23 | UConn | 17-0 | 38/2.2 | 6-9 | .667 | 0-0 | .000 | 3-5 | .600 | 3 | 8 | 11 | 0.6 | 4-0 | 3 | 1 | 0 | 0 | 15 | 0.9 |
| **TOTAL** | | **30-0** | **78/2.6** | **11-19** | **.579** | **0-1** | **.000** | **8-13** | **.615** | **10** | **15** | **25** | **0.8** | **10-0** | **4** | **2** | **0** | **0** | **30** | **1.0** |

## 2022-23 Game By Game

**#13 SPRINGS, Richie**

| | | | | Total | | 3-Pointers | | Free throws | | Rebounds | | | | | | | | | | |
|---|---|---|---|---|---|---|---|---|---|---|---|---|---|---|---|---|---|---|---|---|
| Opponent | Date | GS | MIN | FG-FGA | PCT | 3FG-3FGA | PCT | FT-FTA | PCT | OFF | DEF | TOT | AVG | PF | A | TO | BLK | STL | PTS | AVG |
| Stonehill | 11/07/2022 | | 01:23 | 0-0 | .000 | 0-0 | .000 | 0-0 | .000 | 0 | 2 | 2 | 2.0 | 0 | 0 | 0 | 0 | 0 | 0 | 0.0 |
| Boston U. | 11/11/2022 | | 10:25 | 2-3 | .667 | 0-0 | .000 | 1-3 | .333 | 1 | 0 | 1 | 1.5 | 2 | 2 | 0 | 0 | 0 | 5 | 2.5 |
| Buffalo | 11/15/2022 | | 04:23 | 0-2 | .000 | 0-0 | .000 | 0-0 | .000 | 1 | 2 | 3 | 2.0 | 1 | 0 | 0 | 0 | 0 | 0 | 1.7 |
| UNCW | 11/18/2022 | | 01:25 | 1-1 | 1.000 | 0-0 | .000 | 2-2 | 1.000 | 0 | 2 | 2 | 2.0 | 0 | 0 | 0 | 0 | 0 | 4 | 2.3 |
| Delaware St. | 11/20/2022 | | 02:21 | 0-0 | .000 | 0-0 | .000 | 0-0 | .000 | 0 | 0 | 0 | 1.6 | 0 | 0 | 0 | 0 | 0 | 0 | 1.8 |
| vs Oregon | 11/24/2022 | | 02:43 | 0-0 | .000 | 0-0 | .000 | 0-0 | .000 | 0 | 0 | 0 | 1.3 | 1 | 0 | 0 | 0 | 0 | 0 | 1.5 |
| vs Alabama | 11/25/2022 | | 00:29 | 0-0 | .000 | 0-0 | .000 | 0-0 | .000 | 0 | 0 | 0 | 1.1 | 0 | 0 | 0 | 0 | 0 | 0 | 1.3 |
| at Florida | 12/07/2022 | | 01:04 | 0-0 | .000 | 0-0 | .000 | 0-0 | .000 | 0 | 0 | 0 | 1.0 | 0 | 0 | 0 | 0 | 0 | 0 | 1.1 |
| LIU | 12/10/2022 | | 04:25 | 1-1 | 1.000 | 0-0 | .000 | 0-0 | .000 | 0 | 1 | 1 | 1.0 | 0 | 1 | 0 | 0 | 0 | 2 | 1.2 |
| Butler | 01/22/2023 | | 00:24 | 0-0 | .000 | 0-0 | .000 | 0-0 | .000 | 0 | 0 | 0 | 0.9 | 0 | 0 | 0 | 0 | 0 | 0 | 1.1 |
| Providence | 02/22/2023 | | 01:08 | 0-0 | .000 | 0-0 | .000 | 0-0 | .000 | 0 | 0 | 0 | 0.8 | 0 | 0 | 0 | 0 | 0 | 0 | 1.0 |
| DePaul | 03/01/2023 | | 02:05 | 1-1 | 1.000 | 0-0 | .000 | 0-0 | .000 | 1 | 0 | 1 | 0.8 | 0 | 0 | 0 | 0 | 0 | 2 | 1.1 |
| at Villanova | 03/04/2023 | | 00:10 | 0-0 | .000 | 0-0 | .000 | 0-0 | .000 | 0 | 0 | 0 | 0.8 | 0 | 0 | 0 | 0 | 0 | 0 | 1.0 |
| vs Iona | 03/17/2023 | | 01:34 | 0-0 | .000 | 0-0 | .000 | 0-0 | .000 | 0 | 1 | 1 | 0.8 | 0 | 0 | 1 | 0 | 0 | 0 | 0.9 |
| vs Saint Mary's (CA) | 03/19/2023 | | 00:36 | 0-0 | .000 | 0-0 | .000 | 0-0 | .000 | 0 | 0 | 0 | 0.7 | 0 | 0 | 0 | 0 | 0 | 0 | 0.9 |
| vs Arkansas | 03/23/2023 | | 01:23 | 1-1 | 1.000 | 0-0 | .000 | 0-0 | .000 | 0 | 0 | 0 | 0.7 | 0 | 0 | 0 | 0 | 0 | 2 | 0.9 |
| vs Gonzaga | 03/25/2023 | | 01:50 | 0-0 | .000 | 0-0 | .000 | 0-0 | .000 | 0 | 0 | 0 | 0.6 | 0 | 0 | 0 | 0 | 0 | 0 | 0.9 |
| **Totals** | | **0** | **37:49** | **6-9** | **.667** | **0-0** | **.000** | **3-5** | **.600** | **3** | **8** | **11** | **0.6** | **4** | **3** | **1** | **0** | **0** | **15** | **0.9** |

**Player Averages**

| Games Played | Minutes/ game | Points/ game | FG Pct | 3FG Pct | FT Pct | Rebounds/ game | Assists/ game | Turnovers/ game | Assist/Turnover ratio | Steals/ game | Blocks/ game |
|---|---|---|---|---|---|---|---|---|---|---|---|
| 17 | 2.2 | 0.9 | 66.7 | 0.0 | 60.0 | 0.6 | 0.2 | 0.1 | 3.0 | 0.0 | 0.0 |



# 24 - Jordan Hawkins

***6-5 • 195 • Sophomore • Guard • Gaithersburg, Md. (DeMatha Catholic)***

## Career Highs

**Points**

31 vs. St. John's (XL) (1/15/23)

**Field Goals Made**

9 vs. St. John's (XL) (1/15/23)

**Field Goals Attempted**

18 at St. John's (MSG) (2/25/23)

**Three-Pt. Field Goals Made**

6 (2x), last vs. Gonzaga (NCAA) (3/25/23)

**Three-Pt. Field Goals Attempted**

11 (3x), last at Villanova (3/4/23)

**Free Throws Made**

12 at DePaul (1/31/23)

**Free Throws Attempted**

14 at DePaul (1/31/23)

**Rebounds**

9 vs. Delaware St. (XL) (11/20/22)

**Assists**

3 (5x), last vs. Arkansas (NCAA) (3/23/23)

**Steals**

3 (2x), last at St. John's (MSG) (2/25/23)

**Blocks**

3 vs. Michigan State (N) (11/25/21)

**Minutes**

38 at DePaul (1/31/23)

## Season Highs

**Points**

31 vs. St. John's (XL) (1/15/23)

**Field Goals Made**

9 vs. St. John's (XL) (1/15/23)

**Field Goals Attempted**

18 at St. John's (MSG) (2/25/23)

**Three-Pt. Field Goals Made**

6 (2x), last vs. Gonzaga (NCAA) (3/25/23)

**Three-Pt. Field Goals Attempted**

11 (3x), last at Villanova (3/4/23)

**Free Throws Made**

12 at DePaul (1/31/23)

**Free Throws Attempted**

14 at DePaul (1/31/23)

**Rebounds**

9 vs. Delaware St. (XL) (11/20/22)

**Assists**

3 (5x), last vs. Arkansas (NCAA) (3/23/23)

**Steals**

3 at St. John's (MSG) (2/25/23)

**Blocks**

2 (4x), last vs. Marquette (XL) (2/7/23)

**Minutes**

38 at DePaul (1/31/23)

## Player Notes

- Had 2 points and 3 rebounds in season opener before suffering a hard fall with 11:00 elapsed and sitting out the rest of the game.
- Returned to action vs. UNCW and scored career-high 20 points.
- Scored career-high 26 points, including 5 three-pointers, vs. Oklahoma St.
- Had career-high 31 points vs. St. John's
- Had 28 points, 26 in the second half, including 5 three-pointers, vs. Xavier.
- Third straight 20-plus game with 5 rebounds at DePaul... missed a free throw, breaking a streak of 18 straight
- Had 24 pts, 9-of-9 from foul line vs. Arkansas
- Equaled career-high with 6 three-pointers along with 20 pts, 6 reb against Gonzaga

## Career at UConn

- Named to 2021-22 BIG EAST All-Freshman Team
- Named to BIG EAST Weekly Honor Roll on Dec. 5, 2022
- Named First Team All-BIG EAST for 2022-23
- One of 5 finalists for Jerry West Shooting Guard of the Year award
- Named MOP of NCAA West Regional.

## Career Stats

**HAWKINS, Jordan**

| | | | | Field Goals | | 3-Point | | F-Throws | | Rebounds | | | | | | | | | Scoring | |
|---|---|---|---|---|---|---|---|---|---|---|---|---|---|---|---|---|---|---|---|---|
| SEASON | TEAM | GP-GS | MIN/AVG | FG-FGA | FG% | 3FG-3FGA | 3FG% | FT-FTA | FT% | OFF | DEF | TOT | AVG | PF-FO | A | TO | BLK | STL | PTS | AVG |
| 2021-22 | UConn | 27-4 | 396/14.7 | 49-139 | .353 | 27-81 | .333 | 32-39 | .821 | 12 | 41 | 53 | 2.0 | 28-0 | 14 | 26 | 9 | 9 | 157 | 5.8 |
| 2022-23 | UConn | 35-35 | 1032/29.5 | 174-428 | .407 | 104-270 | .385 | 117-132 | .886 | 35 | 98 | 133 | 3.8 | 79-1 | 47 | 48 | 17 | 25 | 569 | 16.3 |
| **TOTAL** | | **62-39** | **1428/23.0** | **223-567** | **.393** | **131-351** | **.373** | **149-171** | **.871** | **47** | **139** | **186** | **3.0** | **107-1** | **61** | **74** | **26** | **34** | **726** | **11.7** |

## 2022-23 Game By Game

**#24 HAWKINS, Jordan**

| | | | | Total | | 3-Pointers | | Free throws | | Rebounds | | | | | | | | | | |
|---|---|---|---|---|---|---|---|---|---|---|---|---|---|---|---|---|---|---|---|---|
| Opponent | Date | GS | MIN | FG-FGA | PCT | 3FG-3FGA | PCT | FT-FTA | PCT | OFF | DEF | TOT | AVG | PF | A | TO | BLK | STL | PTS | AVG |
| Stonehill | 11/07/2022 | * | 08:43 | 0-4 | .000 | 0-3 | .000 | 0-0 | .000 | 2 | 1 | 3 | 3.0 | 0 | 2 | 1 | 1 | 0 | 0 | 0.0 |
| UNCW | 11/18/2022 | * | 24:35 | 7-13 | .538 | 5-8 | .625 | 1-2 | .500 | 0 | 1 | 1 | 2.0 | 0 | 2 | 2 | 0 | 2 | 20 | 10.0 |
| Delaware St. | 11/20/2022 | * | 27:55 | 4-13 | .308 | 3-10 | .300 | 0-0 | .000 | 0 | 9 | 9 | 4.3 | 1 | 3 | 1 | 2 | 0 | 11 | 10.3 |
| vs Oregon | 11/24/2022 | * | 27:19 | 6-16 | .375 | 5-14 | .357 | 1-1 | 1.000 | 1 | 1 | 2 | 3.8 | 2 | 1 | 1 | 1 | 1 | 18 | 12.3 |
| vs Alabama | 11/25/2022 | * | 26:29 | 5-10 | .500 | 3-6 | .500 | 3-4 | .750 | 0 | 2 | 2 | 3.4 | 4 | 1 | 2 | 0 | 0 | 16 | 13.0 |
| vs Iowa St. | 11/27/2022 | * | 05:33 | 1-4 | .250 | 0-3 | .000 | 0-0 | .000 | 0 | 0 | 0 | 2.8 | 4 | 0 | 1 | 0 | 1 | 2 | 11.2 |
| Oklahoma St. | 12/01/2022 | * | 35:36 | 6-13 | .462 | 5-9 | .556 | 9-12 | .750 | 1 | 1 | 2 | 2.7 | 2 | 1 | 0 | 1 | 0 | 26 | 13.3 |
| at Florida | 12/07/2022 | * | 34:05 | 5-12 | .417 | 2-6 | .333 | 3-3 | 1.000 | 0 | 4 | 4 | 2.9 | 2 | 3 | 2 | 0 | 2 | 15 | 13.5 |
| LIU | 12/10/2022 | * | 22:36 | 7-11 | .636 | 6-9 | .667 | 2-2 | 1.000 | 1 | 2 | 3 | 2.9 | 3 | 2 | 0 | 0 | 1 | 22 | 14.4 |
| at Butler | 12/17/2022 | * | 26:20 | 5-13 | .385 | 2-5 | .400 | 0-1 | .000 | 1 | 2 | 3 | 2.9 | 3 | 0 | 0 | 0 | 0 | 12 | 14.2 |
| Georgetown | 12/20/2022 | * | 32:38 | 5-15 | .333 | 3-9 | .333 | 2-2 | 1.000 | 1 | 2 | 3 | 2.9 | 2 | 3 | 0 | 0 | 1 | 15 | 14.3 |
| Villanova | 12/28/2022 | * | 33:26 | 6-14 | .429 | 4-11 | .364 | 6-7 | .857 | 1 | 6 | 7 | 3.3 | 4 | 0 | 2 | 1 | 2 | 22 | 14.9 |
| at Xavier | 12/31/2022 | * | 32:34 | 3-9 | .333 | 1-5 | .200 | 4-7 | .571 | 0 | 5 | 5 | 3.4 | 4 | 2 | 3 | 0 | 2 | 11 | 14.6 |
| at Providence | 01/04/2023 | * | 33:02 | 5-14 | .357 | 2-7 | .286 | 3-3 | 1.000 | 5 | 1 | 6 | 3.6 | 3 | 2 | 0 | 0 | 1 | 15 | 14.6 |
| Creighton | 01/07/2023 | * | 34:43 | 4-13 | .308 | 3-7 | .429 | 6-6 | 1.000 | 0 | 1 | 1 | 3.4 | 3 | 1 | 0 | 2 | 2 | 17 | 14.8 |
| at Marquette | 01/11/2023 | * | 30:16 | 1-8 | .125 | 1-4 | .250 | 5-5 | 1.000 | 2 | 4 | 6 | 3.6 | 0 | 1 | 2 | 1 | 1 | 8 | 14.4 |
| St. John's (NY) | 01/15/2023 | * | 37:13 | 9-16 | .563 | 4-9 | .444 | 9-9 | 1.000 | 3 | 2 | 5 | 3.6 | 3 | 2 | 7 | 0 | 1 | 31 | 15.4 |
| at Seton Hall | 01/18/2023 | * | 33:39 | 4-8 | .500 | 3-6 | .500 | 2-2 | 1.000 | 0 | 6 | 6 | 3.8 | 1 | 2 | 1 | 0 | 2 | 13 | 15.2 |
| Butler | 01/22/2023 | * | 28:19 | 7-14 | .500 | 2-8 | .250 | 4-5 | .800 | 0 | 6 | 6 | 3.9 | 0 | 0 | 0 | 0 | 0 | 20 | 15.5 |
| Xavier | 01/25/2023 | * | 36:32 | 8-16 | .500 | 5-10 | .500 | 7-7 | 1.000 | 2 | 2 | 4 | 3.9 | 5 | 1 | 3 | 1 | 0 | 28 | 16.1 |
| at DePaul | 01/31/2023 | * | 38:08 | 6-11 | .545 | 2-4 | .500 | 12-14 | .857 | 1 | 4 | 5 | 4.0 | 2 | 1 | 1 | 1 | 0 | 26 | 16.6 |
| at Georgetown | 02/04/2023 | * | 35:06 | 4-13 | .308 | 2-7 | .286 | 0-0 | .000 | 2 | 0 | 2 | 3.9 | 3 | 0 | 3 | 2 | 0 | 10 | 16.3 |
| Marquette | 02/07/2023 | * | 28:34 | 6-11 | .545 | 5-8 | .625 | 3-3 | 1.000 | 0 | 6 | 6 | 4.0 | 4 | 0 | 2 | 2 | 0 | 20 | 16.4 |
| at Creighton | 02/11/2023 | * | 26:06 | 4-13 | .308 | 2-7 | .286 | 1-1 | 1.000 | 4 | 0 | 4 | 4.0 | 4 | 1 | 0 | 0 | 1 | 11 | 16.2 |
| Seton Hall | 02/18/2023 | * | 35:08 | 7-17 | .412 | 3-11 | .273 | 3-3 | 1.000 | 1 | 4 | 5 | 4.0 | 2 | 2 | 1 | 0 | 0 | 20 | 16.4 |
| Providence | 02/22/2023 | * | 29:51 | 7-14 | .500 | 3-9 | .333 | 3-3 | 1.000 | 1 | 5 | 6 | 4.1 | 1 | 2 | 4 | 0 | 0 | 20 | 16.5 |
| at St. John's (NY) | 02/25/2023 | * | 34:00 | 6-18 | .333 | 4-10 | .400 | 4-4 | 1.000 | 0 | 2 | 2 | 4.0 | 3 | 3 | 2 | 1 | 3 | 20 | 16.6 |
| DePaul | 03/01/2023 | * | 28:56 | 1-9 | .111 | 1-6 | .167 | 0-0 | .000 | 1 | 1 | 2 | 3.9 | 0 | 0 | 0 | 1 | 0 | 3 | 16.1 |
| at Villanova | 03/04/2023 | * | 32:25 | 7-17 | .412 | 3-11 | .273 | 7-8 | .875 | 1 | 3 | 4 | 3.9 | 2 | 1 | 1 | 0 | 1 | 24 | 16.4 |
| vs Providence | 03/09/2023 | * | 33:05 | 7-13 | .538 | 3-9 | .333 | 2-2 | 1.000 | 1 | 3 | 4 | 3.9 | 2 | 1 | 1 | 0 | 0 | 19 | 16.5 |
| vs Marquette | 03/10/2023 | * | 30:29 | 2-11 | .182 | 1-8 | .125 | 0-0 | .000 | 0 | 3 | 3 | 3.9 | 0 | 2 | 0 | 0 | 0 | 5 | 16.1 |
| vs Iona | 03/17/2023 | * | 27:33 | 3-11 | .273 | 3-7 | .429 | 4-4 | 1.000 | 2 | 2 | 4 | 3.9 | 3 | 1 | 0 | 0 | 0 | 13 | 16.0 |
| vs Saint Mary's (CA) | 03/19/2023 | * | 19:58 | 4-6 | .667 | 4-5 | .800 | 0-0 | .000 | 0 | 0 | 0 | 3.8 | 4 | 0 | 2 | 0 | 0 | 12 | 15.9 |
| vs Arkansas | 03/23/2023 | * | 27:55 | 6-13 | .462 | 3-9 | .333 | 9-9 | 1.000 | 0 | 2 | 2 | 3.7 | 2 | 3 | 1 | 0 | 1 | 24 | 16.1 |
| vs Gonzaga | 03/25/2023 | * | 33:19 | 6-15 | .400 | 6-10 | .600 | 2-3 | .667 | 1 | 5 | 6 | 3.8 | 1 | 1 | 2 | 0 | 0 | 20 | 16.3 |
| **Totals** | | **35** | **1032:06** | **174-428** | **.407** | **104-270** | **.385** | **117-132** | **.886** | **35** | **98** | **133** | **3.8** | **79** | **47** | **48** | **17** | **25** | **569** | **16.3** |

**Player Averages**

| Games Played | Minutes/ game | Points/ game | FG Pct | 3FG Pct | FT Pct | Rebounds/ game | Assists/ game | Turnovers/ game | Assist/Turnover ratio | Steals/ game | Blocks/ game |
|---|---|---|---|---|---|---|---|---|---|---|---|
| 35 | 29.5 | 16.3 | 40.7 | 38.5 | 88.6 | 3.8 | 1.3 | 1.4 | 1.0 | 0.7 | 0.5 |

# 35 - Samson Johnson

***6-10 • 215 • Sophomore • Forward • Lomé, Togo (The Patrick School)***

## Player Notes

- Made first start of his career in season opener and contributed 7 points and 3 rebounds in 16 minutes.
- Right foot stress reaction has caused him to miss 19 games after season opener
- Returned to action on 1/22 vs. Butler
- Had 2 rebounds vs. Gonzaga in NCAA tourney

## Career at UConn

- High school teammate of UConn junior co-captain Adama Sanogo.
- Consensus Top 50 recruit.

## Career Highs

**Points**

7 vs. Stonehill (XL) (11/7/22)

**Field Goals Made**

2 (4x), last vs. Stonehill (XL) (11/7/22)

**Field Goals Attempted**

5 vs. Grambling State (GP) (12/4/21)

**Three-Pt. Field Goals Made**

1 vs. Grambling State (GP) (12/4/21)

**Three-Pt. Field Goals Attempted**

2 vs. Coppin State (XL) 3(11/13/21)

**Free Throws Made**

3 vs. Stonehill (XL) (11/7/22)

**Free Throws Attempted**

3 vs. Stonehill (XL) (11/7/22)

**Rebounds**

6 vs. Grambling State (GP) (12/4/21)

**Assists**

1 vs. Butler (XL) (1/22/23)

**Steals**

1 (3x), last vs. DePaul (XL) (3/1/23)

**Blocks**

3 vs. Grambling State (GP) (12/4/21)

**Minutes**

20 vs. Grambling St. (GP) (12/4/21)

## Season Highs

**Points**

7 vs. Stonehill (Grambling State (GP) (12/4/21)

**Field Goals Made**

2 vs. Stonehill (XL) (11/7/22)

**Field Goals Attempted**

4 vs. Butler (XL) (1/22/23)

**Three-Pt. Field Goals Made**

--

**Three-Pt. Field Goals Attempted**

1 (2x), last at DePaul (1/31/23)

**Free Throws Made**

3 vs. Stonehill (XL) (11/7/22)

**Free Throws Attempted**

3 vs. Stonehill (XL) (11/7/22)

**Rebounds**

3 vs. Stonehill (XL) (11/7/22)

**Assists**

1 vs. Butler (XL) (1/22/23)

**Steals**

1 (2x), last vs. DePaul (XL) (3/1/23)

**Blocks**

--

**Minutes**

16 vs. Stonehill (XL) (11/7/22)

## Career Stats

**JOHNSON, Samson**

| | | | | Field Goals | | 3-Point | | F-Throws | | Rebounds | | | | | | | | | Scoring | |
|---|---|---|---|---|---|---|---|---|---|---|---|---|---|---|---|---|---|---|---|---|
| SEASON | TEAM | GP-GS | MIN/AVG | FG-FGA | FG% | 3FG-3FGA | 3FG% | FT-FTA | FT% | OFF | DEF | TOT | AVG | PF-FO | A | TO | BLK | STL | PTS | AVG |
| 2021-22 | UConn | 13-0 | 69/5.3 | 10-18 | .556 | 1-5 | .200 | 1-2 | .500 | 8 | 6 | 14 | 1.1 | 15-0 | 0 | 2 | 3 | 1 | 22 | 1.7 |
| 2022-23 | UConn | 10-1 | 45/4.5 | 4-8 | .500 | 0-2 | .000 | 3-3 | 1.000 | 6 | 3 | 9 | 0.9 | 6-0 | 1 | 2 | 0 | 2 | 11 | 1.1 |
| **TOTAL** | | **23-1** | **114/5.0** | **14-26** | **.538** | **1-7** | **.143** | **4-5** | **.800** | **14** | **9** | **23** | **1.0** | **21-0** | **1** | **4** | **3** | **3** | **33** | **1.4** |

## 2021-22 Game By Game

**#35 JOHNSON, Samson**

| | | | | Total | | 3-Pointers | | Free throws | | Rebounds | | | | | | | | | | |
|---|---|---|---|---|---|---|---|---|---|---|---|---|---|---|---|---|---|---|---|---|
| Opponent | Date | GS | MIN | FG-FGA | PCT | 3FG-3FGA | PCT | FT-FTA | PCT | OFF | DEF | TOT | AVG | PF | A | TO | BLK | STL | PTS | AVG |
| Stonehill | 11/07/2022 | * | 16:19 | 2-2 | 1.000 | 0-0 | .000 | 3-3 | 1.000 | 2 | 1 | 3 | 3.0 | 4 | 0 | 0 | 0 | 0 | 7 | 7.0 |
| Butler | 01/22/2023 | | 06:30 | 1-4 | .250 | 0-1 | .000 | 0-0 | .000 | 2 | 0 | 2 | 2.5 | 0 | 1 | 1 | 0 | 0 | 2 | 4.5 |
| at DePaul | 01/31/2023 | | 05:14 | 1-2 | .500 | 0-1 | .000 | 0-0 | .000 | 1 | 0 | 1 | 2.0 | 0 | 0 | 1 | 0 | 1 | 2 | 3.7 |
| at Georgetown | 02/04/2023 | | 02:20 | 0-0 | .000 | 0-0 | .000 | 0-0 | .000 | 0 | 0 | 0 | 1.5 | 0 | 0 | 0 | 0 | 0 | 0 | 2.8 |
| DePaul | 03/01/2023 | | 07:09 | 0-0 | .000 | 0-0 | .000 | 0-0 | .000 | 0 | 1 | 1 | 1.4 | 1 | 0 | 0 | 0 | 1 | 0 | 2.2 |
| at Villanova | 03/04/2023 | | 00:10 | 0-0 | .000 | 0-0 | .000 | 0-0 | .000 | 0 | 0 | 0 | 1.2 | 0 | 0 | 0 | 0 | 0 | 0 | 1.8 |
| vs Iona | 03/17/2023 | | 01:27 | 0-0 | .000 | 0-0 | .000 | 0-0 | .000 | 0 | 0 | 0 | 1.0 | 0 | 0 | 0 | 0 | 0 | 0 | 1.6 |
| vs Saint Mary's (CA) | 03/19/2023 | | 01:11 | 0-0 | .000 | 0-0 | .000 | 0-0 | .000 | 0 | 0 | 0 | 0.9 | 0 | 0 | 0 | 0 | 0 | 0 | 1.4 |
| vs Arkansas | 03/23/2023 | | 01:56 | 0-0 | .000 | 0-0 | .000 | 0-0 | .000 | 0 | 0 | 0 | 0.8 | 1 | 0 | 0 | 0 | 0 | 0 | 1.2 |
| vs Gonzaga | 03/25/2023 | | 03:02 | 0-0 | .000 | 0-0 | .000 | 0-0 | .000 | 1 | 1 | 2 | 0.9 | 0 | 0 | 0 | 0 | 0 | 0 | 1.1 |
| **Totals** | | **1** | **45:17** | **4-8** | **.500** | **0-2** | **.000** | **3-3** | **1.000** | **6** | **3** | **9** | **0.9** | **6** | **1** | **2** | **0** | **2** | **11** | **1.1** |

**Player Averages**

| Games Played | Minutes/ game | Points/ game | FG Pct | 3FG Pct | FT Pct | Rebounds/ game | Assists/ game | Turnovers/ game | Assist/Turnover ratio | Steals/ game | Blocks/ game |
|---|---|---|---|---|---|---|---|---|---|---|---|
| 10 | 4.5 | 1.1 | 50.0 | 0.0 | 100.0 | 0.9 | 0.1 | 0.2 | 0.5 | 0.2 | 0.0 |

# 11 - Alex Karaban

***6-8 • 210 • R-Freshman• Forward • Southborough, Mass. (IMG Academy)***

## Career Highs

**Points**

19 vs. LIU (GP) (12/10/22)

**Field Goals Made**

7 (2x), last vs. Providence (GP) (2/22/23)

**Field Goals Attempted**

12 vs. Providence (GP) (2/22/23)

**Three-Pt. Field Goals Made**

3 (8x), last vs. Marquette (XL) (2/7/23)

**Three-Pt. Field Goals Attempted**

8 at Xavier (12/31/22)

**Free Throws Made**

4 vs. St. John's (XL) (1/15/23)

**Free Throws Attempted**

5 (2x), last vs. St. John's (XL) (1/15/23)

**Rebounds**

8 (2x), last vs. Providence (GP) (2/22/23)

**Assists**

5 at DePaul (1/31/23)

**Steals**

2 (3x), last vs. Arkansas (NCAA) (3/23/23)

**Blocks**

3 (2x), last at Villanova (3/4/23)

**Minutes**

38 vs. Iowa St. (N) (11/27/22)

## Season Highs

**Points**

19 vs. LIU (GP) (12/10/22)

**Field Goals Made**

7 (2x), last vs. Providence (GP) (2/22/23)

**Field Goals Attempted**

12 vs. Providence (GP) (2/22/23)

**Three-Pt. Field Goals Made**

3 (8x), last vs. Marquette (XL) (2/7/23)

**Three-Pt. Field Goals Attempted**

8 at Xavier (12/31/22)

**Free Throws Made**

4 vs. St. John's (XL) (1/15/23)

**Free Throws Attempted**

5 (2x), last vs. St. John's (XL) (1/15/23)

**Rebounds**

8 (2x), last vs. Providence (GP) (2/22/23)

**Assists**

5 at DePaul (1/31/23)

**Steals**

2 (3x), last vs. Arkansas (NCAA) (2/23/23)

**Blocks**

3 (2x), last at Villanova (3/4/23)

**Minutes**

38 vs. Iowa St. (N) (11/27/22)

## Player Notes

- In his college debut, came off the bench to play just shy of 30 minutes, recorded 13 points, 4 rebounds and 3 assists in the win over Stonehill.
- Had career-highs of 19 points, 8 rebounds vs. LIU
- Had 17 points, 7 rebounds at Marquette
- Had 16 points, 5 rebounds vs. St. John's,15 points, 5 rebounds vs. Butler
- Two 3-pointers in final 3:00 clinched win at Georgetown
- Had 16 points, 6 rebounds, 4 assists, 3 blocked shots at Villanova
- Had double-figure games against Arkansas (11) and Gonzaga (12)

## Career at UConn

- Joined Huskies in second semester of 2021-22 as a redshirt. Practiced with team through second semester.
- Named to 2022 PKI All-Tournament Team
- Named to BIG EAST All-Freshman Team (unanimous pick)
- Named BIG EAST Freshman of the Week six times

## Career Stats

**KARABAN, Alex**

| | | | | Field Goals | | 3-Point | | F-Throws | | Rebounds | | | | | | | | | Scoring | |
|---|---|---|---|---|---|---|---|---|---|---|---|---|---|---|---|---|---|---|---|---|
| SEASON | TEAM | GP-GS | MIN/AVG | FG-FGA | FG% | 3FG-3FGA | 3FG% | FT-FTA | FT% | OFF | DEF | TOT | AVG | PF-FO | A | TO | BLK | STL | PTS | AVG |
| 2022-23 | UConn | 37-36 | 1065/28.8 | 126-260 | .485 | 63-155 | .406 | 36-43 | .837 | 58 | 104 | 162 | 4.4 | 92-1 | 64 | 42 | 24 | 20 | 351 | 9.5 |
| **TOTAL** | | **37-36** | **1065/28.8** | **126-260** | **.485** | **63-155** | **.406** | **36-43** | **.837** | **58** | **104** | **162** | **4.4** | **92-1** | **64** | **42** | **24** | **20** | **351** | **9.5** |

## 2022-23 Game By Game

**#11 KARABAN, Alex**

| | | | | Total | | 3-Pointers | | Free throws | | Rebounds | | | | | | | | | | |
|---|---|---|---|---|---|---|---|---|---|---|---|---|---|---|---|---|---|---|---|---|
| Opponent | Date | GS | MIN | FG-FGA | PCT | 3FG-3FGA | PCT | FT-FTA | PCT | OFF | DEF | TOT | AVG | PF | A | TO | BLK | STL | PTS | AVG |
| Stonehill | 11/07/2022 | | 29:35 | 4-10 | .400 | 2-7 | .286 | 3-4 | .750 | 2 | 2 | 4 | 4.0 | 2 | 3 | 1 | 0 | 1 | 13 | 13.0 |
| Boston U. | 11/11/2022 | * | 23:50 | 3-5 | .600 | 1-3 | .333 | 3-5 | .600 | 2 | 2 | 4 | 4.0 | 3 | 4 | 0 | 0 | 1 | 10 | 11.5 |
| Buffalo | 11/15/2022 | * | 32:56 | 4-8 | .500 | 1-4 | .250 | 1-2 | .500 | 2 | 2 | 4 | 4.0 | 1 | 1 | 3 | 3 | 0 | 10 | 11.0 |
| UNCW | 11/18/2022 | * | 30:41 | 3-6 | .500 | 3-6 | .500 | 3-4 | .750 | 1 | 4 | 5 | 4.3 | 1 | 2 | 1 | 1 | 0 | 12 | 11.3 |
| Delaware St. | 11/20/2022 | * | 22:15 | 3-5 | .600 | 1-2 | .500 | 3-3 | 1.000 | 0 | 1 | 1 | 3.6 | 4 | 2 | 1 | 0 | 0 | 10 | 11.0 |
| vs Oregon | 11/24/2022 | * | 24:58 | 2-5 | .400 | 2-4 | .500 | 0-0 | .000 | 0 | 3 | 3 | 3.5 | 3 | 0 | 2 | 1 | 0 | 6 | 10.2 |
| vs Alabama | 11/25/2022 | * | 27:19 | 4-7 | .571 | 2-3 | .667 | 2-2 | 1.000 | 2 | 1 | 3 | 3.4 | 3 | 4 | 1 | 1 | 1 | 12 | 10.4 |
| vs Iowa St. | 11/27/2022 | * | 37:50 | 4-10 | .400 | 2-6 | .333 | 0-0 | .000 | 3 | 1 | 4 | 3.5 | 1 | 1 | 2 | 0 | 0 | 10 | 10.4 |
| Oklahoma St. | 12/01/2022 | * | 36:49 | 1-4 | .250 | 0-3 | .000 | 2-2 | 1.000 | 0 | 6 | 6 | 3.8 | 4 | 1 | 1 | 1 | 1 | 4 | 9.7 |
| at Florida | 12/07/2022 | * | 11:46 | 1-3 | .333 | 1-2 | .500 | 0-0 | .000 | 0 | 1 | 1 | 3.5 | 4 | 1 | 1 | 0 | 0 | 3 | 9.0 |
| LIU | 12/10/2022 | * | 20:57 | 7-9 | .778 | 3-5 | .600 | 2-2 | 1.000 | 3 | 5 | 8 | 3.9 | 2 | 2 | 1 | 1 | 0 | 19 | 9.9 |
| at Butler | 12/17/2022 | * | 29:01 | 2-10 | .200 | 1-7 | .143 | 0-0 | .000 | 3 | 3 | 6 | 4.1 | 0 | 2 | 2 | 0 | 0 | 5 | 9.5 |
| Georgetown | 12/20/2022 | * | 22:14 | 3-6 | .500 | 2-5 | .400 | 0-0 | .000 | 0 | 0 | 0 | 3.8 | 2 | 1 | 0 | 0 | 1 | 8 | 9.4 |
| Villanova | 12/28/2022 | * | 33:09 | 5-9 | .556 | 3-7 | .429 | 2-2 | 1.000 | 2 | 4 | 6 | 3.9 | 3 | 1 | 1 | 1 | 2 | 15 | 9.8 |
| at Xavier | 12/31/2022 | * | 20:18 | 2-9 | .222 | 2-8 | .250 | 0-0 | .000 | 3 | 2 | 5 | 4.0 | 5 | 1 | 0 | 0 | 0 | 6 | 9.5 |
| at Providence | 01/04/2023 | * | 29:19 | 4-6 | .667 | 3-5 | .600 | 0-0 | .000 | 2 | 3 | 5 | 4.1 | 4 | 1 | 3 | 0 | 0 | 11 | 9.6 |
| Creighton | 01/07/2023 | * | 32:34 | 1-3 | .333 | 0-1 | .000 | 0-0 | .000 | 3 | 0 | 3 | 4.0 | 2 | 2 | 0 | 1 | 0 | 2 | 9.2 |
| at Marquette | 01/11/2023 | * | 33:54 | 6-11 | .545 | 2-5 | .400 | 3-3 | 1.000 | 3 | 4 | 7 | 4.2 | 3 | 1 | 0 | 1 | 0 | 17 | 9.6 |
| St. John's (NY) | 01/15/2023 | * | 37:10 | 5-11 | .455 | 2-7 | .286 | 4-5 | .800 | 2 | 3 | 5 | 4.2 | 4 | 1 | 0 | 0 | 0 | 16 | 9.9 |
| at Seton Hall | 01/18/2023 | * | 32:40 | 3-9 | .333 | 3-7 | .429 | 0-0 | .000 | 1 | 2 | 3 | 4.2 | 1 | 2 | 2 | 0 | 1 | 9 | 9.9 |
| Butler | 01/22/2023 | * | 30:27 | 5-9 | .556 | 3-4 | .750 | 2-2 | 1.000 | 1 | 4 | 5 | 4.2 | 1 | 1 | 0 | 0 | 1 | 15 | 10.1 |
| Xavier | 01/25/2023 | * | 35:15 | 2-5 | .400 | 1-3 | .333 | 0-1 | .000 | 1 | 2 | 3 | 4.1 | 1 | 1 | 0 | 0 | 1 | 5 | 9.9 |
| at DePaul | 01/31/2023 | * | 20:25 | 1-3 | .333 | 0-1 | .000 | 2-2 | 1.000 | 0 | 4 | 4 | 4.1 | 4 | 5 | 1 | 1 | 0 | 4 | 9.7 |
| at Georgetown | 02/04/2023 | * | 28:36 | 4-10 | .400 | 3-7 | .429 | 0-0 | .000 | 2 | 2 | 4 | 4.1 | 0 | 4 | 1 | 1 | 1 | 11 | 9.7 |
| Marquette | 02/07/2023 | * | 35:53 | 5-6 | .833 | 3-4 | .750 | 0-0 | .000 | 1 | 3 | 4 | 4.1 | 1 | 2 | 2 | 0 | 1 | 13 | 9.8 |
| at Creighton | 02/11/2023 | * | 34:36 | 2-5 | .400 | 1-3 | .333 | 0-0 | .000 | 2 | 3 | 5 | 4.2 | 2 | 1 | 1 | 0 | 0 | 5 | 9.7 |
| Seton Hall | 02/18/2023 | * | 30:33 | 2-7 | .286 | 1-2 | .500 | 0-0 | .000 | 3 | 1 | 4 | 4.1 | 2 | 1 | 2 | 2 | 2 | 5 | 9.5 |
| Providence | 02/22/2023 | * | 30:07 | 7-12 | .583 | 2-4 | .500 | 0-0 | .000 | 2 | 6 | 8 | 4.3 | 3 | 2 | 1 | 0 | 1 | 16 | 9.7 |
| at St. John's (NY) | 02/25/2023 | * | 18:09 | 1-5 | .200 | 0-3 | .000 | 0-0 | .000 | 1 | 4 | 5 | 4.3 | 4 | 0 | 2 | 1 | 1 | 2 | 9.4 |
| DePaul | 03/01/2023 | * | 28:44 | 4-9 | .444 | 2-4 | .500 | 1-1 | 1.000 | 2 | 4 | 6 | 4.4 | 1 | 4 | 2 | 2 | 1 | 11 | 9.5 |
| at Villanova | 03/04/2023 | * | 33:33 | 6-8 | .750 | 2-4 | .500 | 2-2 | 1.000 | 1 | 5 | 6 | 4.4 | 2 | 4 | 1 | 3 | 1 | 16 | 9.7 |
| vs Providence | 03/09/2023 | * | 21:41 | 3-6 | .500 | 2-4 | .500 | 0-0 | .000 | 1 | 0 | 1 | 4.3 | 4 | 0 | 1 | 1 | 0 | 8 | 9.7 |
| vs Marquette | 03/10/2023 | * | 34:53 | 4-5 | .800 | 2-2 | 1.000 | 0-0 | .000 | 1 | 4 | 5 | 4.3 | 3 | 1 | 1 | 0 | 0 | 10 | 9.7 |
| vs Iona | 03/17/2023 | * | 30:41 | 2-5 | .400 | 2-4 | .500 | 0-0 | .000 | 2 | 2 | 4 | 4.3 | 4 | 3 | 1 | 1 | 0 | 6 | 9.6 |
| vs Saint Mary's (CA) | 03/19/2023 | * | 32:12 | 1-5 | .200 | 1-3 | .333 | 0-0 | .000 | 1 | 3 | 4 | 4.3 | 0 | 0 | 1 | 0 | 0 | 3 | 9.4 |
| vs Arkansas | 03/23/2023 | * | 27:59 | 5-5 | 1.000 | 0-0 | .000 | 1-1 | 1.000 | 3 | 4 | 7 | 4.4 | 4 | 1 | 1 | 0 | 2 | 11 | 9.4 |
| vs Gonzaga | 03/25/2023 | * | 21:54 | 5-9 | .556 | 2-6 | .333 | 0-0 | .000 | 0 | 4 | 4 | 4.4 | 4 | 1 | 2 | 1 | 0 | 12 | 9.5 |
| **Totals** | | **36** | **1064:51** | **126-260** | **.485** | **63-155** | **.406** | **36-43** | **.837** | **58** | **104** | **162** | **4.4** | **92** | **64** | **42** | **24** | **20** | **351** | **9.5** |

**Player Averages**

| Games Played | Minutes/ game | Points/ game | FG Pct | 3FG Pct | FT Pct | Rebounds/ game | Assists/ game | Turnovers/ game | Assist/Turnover ratio | Steals/ game | Blocks/ game |
|---|---|---|---|---|---|---|---|---|---|---|---|
| 37 | 28.8 | 9.5 | 48.5 | 40.6 | 83.7 | 4.4 | 1.7 | 1.1 | 1.5 | 0.5 | 0.6 |

# 32 - Donovan Clingan

***7-2 • 265 • Freshman • Center • Bristol, Conn. (Bristol Central HS)***

## Career Highs

**Points**

21 vs. LIU (GP) (12/10/22)

**Field Goals Made**

10 vs. LIU (GP) (12/10/22)

**Field Goals Attempted**

11 at Marquette (1/11/23)

**Three-Pt. Field Goals Made**

--

**Three-Pt. Field Goals Attempted**

1 vs. Oregon (N) (11/24/22)

**Free Throws Made**

5 vs. Iowa St. (N) (11/27/22)

**Free Throws Attempted**

8 at Providence (1/4/23)

**Rebounds**

11 (2x), last at Providence (1/4/23)

**Assists**

2 (3x), last at Georgetown (2/4/23)

**Steals**

2 (3x), last at Marquette (1/11/23)

**Blocks**

5 (2x), last at St. John's (MSG) (2/25/23)

**Minutes**

21 (2x), last at Marquette (1/.1)1/23)

## Season Highs

**Points**

21 vs. LIU (GP) (12/10/22)

**Field Goals Made**

10 vs. LIU (GP) (12/10/22)

**Field Goals Attempted**

11 at Marquette (1/11/23)

**Three-Pt. Field Goals Made**

--

**Three-Pt. Field Goals Attempted**

1 vs. Oregon (N) (11/24/22)

**Free Throws Made**

5 vs. Iowa St. (N) (11/27/22)

**Free Throws Attempted**

8 at Providence (1/4/23)

**Rebounds**

11 (2x), last at Providence (1/4/23)

**Assists**

2 (3x), last at Georgetown (2/4/23)

**Steals**

2 (3x), last at Marquette (1/11/23)

**Blocks**

5 (2x), last at St. John's (MSG) (2/25/23)

**Minutes**

21 (2x), last at Marquette (1/.11/23)

## Player Notes

- Made an impact in his debut in the season opener with 9 pts, 7 rebs, and 4 blocks in just over 18 minutes against Stonehill.
- First career double-double with 15 points, 10 rebounds vs. Iowa State
- Equaled career-high with 16 points and added 8 rebounds at Florida
- Career-high 21 points on 10-of-10 shooting, and 11 rebounds vs. LIU
- Second 20-point game with 20 points, 10 rebounds at Marquette
- Equaled season-high with 5 blocks vs. St. John's at MSG
- Scored 12 pts, grabbed 9 reb, blocked 2 shots in NCAA game vs. Iona

## Career at UConn

- Two-time Connecticut State High School Player of the Year.
- Named MVP of 2022 PKI Tournament after double-double in championship game
- Named to BIG EAST All-Freshman Team
- Named BIG EAST Freshman of the Week twice

## Career Stats

**CLINGAN, Donovan**

| | | | | Field Goals | | 3-Point | | F-Throws | | Rebounds | | | | | | | | | Scoring | |
|---|---|---|---|---|---|---|---|---|---|---|---|---|---|---|---|---|---|---|---|---|
| SEASON | TEAM | GP-GS | MIN/AVG | FG-FGA | FG% | 3FG-3FGA | 3FG% | FT-FTA | FT% | OFF | DEF | TOT | AVG | PF-FO | A | TO | BLK | STL | PTS | AVG |
| 2022-23 | UConn | 37-0 | 488/13.2 | 108-165 | .655 | 0-1 | .000 | 45-86 | .523 | 82 | 128 | 210 | 5.7 | 70-0 | 17 | 39 | 68 | 14 | 261 | 7.1 |
| **TOTAL** | | **37-0** | **488/13.2** | **108-165** | **.655** | **0-1** | **.000** | **45-86** | **.523** | **82** | **128** | **210** | **5.7** | **70-0** | **17** | **39** | **68** | **14** | **261** | **7.1** |

## 2022-23 Game By Game

**#32 CLINGAN, Donovan**

| | | | | Total | | 3-Pointers | | Free throws | | Rebounds | | | | | | | | | | |
|---|---|---|---|---|---|---|---|---|---|---|---|---|---|---|---|---|---|---|---|---|
| Opponent | Date | GS | MIN | FG-FGA | PCT | 3FG-3FGA | PCT | FT-FTA | PCT | OFF | DEF | TOT | AVG | PF | A | TO | BLK | STL | PTS | AVG |
| Stonehill | 11/07/2022 | | 18:28 | 4-6 | .667 | 0-0 | .000 | 1-2 | .500 | 3 | 4 | 7 | 7.0 | 3 | 0 | 2 | 4 | 0 | 9 | 9.0 |
| Boston U. | 11/11/2022 | | 11:57 | 3-5 | .600 | 0-0 | .000 | 4-6 | .667 | 4 | 2 | 6 | 6.5 | 2 | 1 | 1 | 2 | 0 | 10 | 9.5 |
| Buffalo | 11/15/2022 | | 18:26 | 5-5 | 1.000 | 0-0 | .000 | 1-2 | .500 | 3 | 5 | 8 | 7.0 | 3 | 0 | 2 | 2 | 1 | 11 | 10.0 |
| UNCW | 11/18/2022 | | 12:09 | 1-1 | 1.000 | 0-0 | .000 | 0-0 | .000 | 1 | 5 | 6 | 6.8 | 2 | 0 | 1 | 2 | 0 | 2 | 8.0 |
| Delaware St. | 11/20/2022 | | 16:05 | 7-9 | .778 | 0-0 | .000 | 2-5 | .400 | 2 | 3 | 5 | 6.4 | 1 | 0 | 0 | 3 | 2 | 16 | 9.6 |
| vs Oregon | 11/24/2022 | | 19:09 | 4-10 | .400 | 0-1 | .000 | 1-3 | .333 | 4 | 4 | 8 | 6.7 | 3 | 2 | 0 | 4 | 2 | 9 | 9.5 |
| vs Alabama | 11/25/2022 | | 10:47 | 2-2 | 1.000 | 0-0 | .000 | 0-0 | .000 | 1 | 4 | 5 | 6.4 | 2 | 0 | 1 | 1 | 1 | 4 | 8.7 |
| vs Iowa St. | 11/27/2022 | | 18:28 | 5-6 | .833 | 0-0 | .000 | 5-7 | .714 | 4 | 6 | 10 | 6.9 | 2 | 0 | 1 | 0 | 0 | 15 | 9.5 |
| Oklahoma St. | 12/01/2022 | | 07:13 | 0-2 | .000 | 0-0 | .000 | 2-4 | .500 | 2 | 0 | 2 | 6.3 | 2 | 0 | 0 | 0 | 0 | 2 | 8.7 |
| at Florida | 12/07/2022 | | 19:26 | 8-9 | .889 | 0-0 | .000 | 0-0 | .000 | 3 | 5 | 8 | 6.5 | 3 | 0 | 1 | 3 | 1 | 16 | 9.4 |
| LIU | 12/10/2022 | | 15:17 | 10-10 | 1.000 | 0-0 | .000 | 1-3 | .333 | 4 | 7 | 11 | 6.9 | 0 | 0 | 0 | 2 | 1 | 21 | 10.5 |
| at Butler | 12/17/2022 | | 09:10 | 2-2 | 1.000 | 0-0 | .000 | 0-0 | .000 | 2 | 6 | 8 | 7.0 | 2 | 1 | 3 | 1 | 0 | 4 | 9.9 |
| Georgetown | 12/20/2022 | | 09:27 | 1-2 | .500 | 0-0 | .000 | 0-0 | .000 | 0 | 4 | 4 | 6.8 | 2 | 1 | 1 | 2 | 0 | 2 | 9.3 |
| Villanova | 12/28/2022 | | 13:59 | 2-4 | .500 | 0-0 | .000 | 2-2 | 1.000 | 0 | 1 | 1 | 6.4 | 0 | 0 | 0 | 1 | 0 | 6 | 9.1 |
| at Xavier | 12/31/2022 | | 07:05 | 2-3 | .667 | 0-0 | .000 | 0-0 | .000 | 0 | 2 | 2 | 6.1 | 0 | 2 | 1 | 1 | 0 | 4 | 8.7 |
| at Providence | 01/04/2023 | | 20:43 | 4-4 | 1.000 | 0-0 | .000 | 4-8 | .500 | 2 | 9 | 11 | 6.4 | 4 | 0 | 1 | 4 | 1 | 12 | 8.9 |
| Creighton | 01/07/2023 | | 07:49 | 1-3 | .333 | 0-0 | .000 | 2-3 | .667 | 2 | 1 | 3 | 6.2 | 3 | 0 | 0 | 2 | 0 | 4 | 8.6 |
| at Marquette | 01/11/2023 | | 21:06 | 8-11 | .727 | 0-0 | .000 | 4-6 | .667 | 3 | 7 | 10 | 6.4 | 2 | 0 | 1 | 5 | 2 | 20 | 9.3 |
| St. John's (NY) | 01/15/2023 | | 09:08 | 0-0 | .000 | 0-0 | .000 | 0-0 | .000 | 0 | 5 | 5 | 6.3 | 4 | 0 | 3 | 1 | 0 | 0 | 8.8 |
| at Seton Hall | 01/18/2023 | | 11:30 | 3-8 | .375 | 0-0 | .000 | 1-2 | .500 | 3 | 3 | 6 | 6.3 | 4 | 0 | 3 | 2 | 0 | 7 | 8.7 |
| Butler | 01/22/2023 | | 13:59 | 2-2 | 1.000 | 0-0 | .000 | 0-4 | .000 | 2 | 2 | 4 | 6.2 | 0 | 1 | 1 | 0 | 1 | 4 | 8.5 |
| Xavier | 01/25/2023 | | 06:49 | 1-2 | .500 | 0-0 | .000 | 0-2 | .000 | 1 | 2 | 3 | 6.0 | 2 | 0 | 1 | 1 | 0 | 2 | 8.2 |
| at DePaul | 01/31/2023 | | 19:12 | 1-2 | .500 | 0-0 | .000 | 3-4 | .750 | 5 | 4 | 9 | 6.2 | 2 | 0 | 0 | 3 | 0 | 5 | 8.0 |
| at Georgetown | 02/04/2023 | | 10:46 | 1-3 | .333 | 0-0 | .000 | 0-0 | .000 | 1 | 1 | 2 | 6.0 | 2 | 2 | 0 | 1 | 0 | 2 | 7.8 |
| Marquette | 02/07/2023 | | 10:09 | 1-3 | .333 | 0-0 | .000 | 2-5 | .400 | 7 | 1 | 8 | 6.1 | 0 | 1 | 0 | 1 | 0 | 4 | 7.6 |
| at Creighton | 02/11/2023 | | 07:12 | 2-5 | .400 | 0-0 | .000 | 0-0 | .000 | 4 | 3 | 7 | 6.1 | 1 | 0 | 2 | 1 | 0 | 4 | 7.5 |
| Seton Hall | 02/18/2023 | | 15:02 | 3-4 | .750 | 0-0 | .000 | 0-2 | .000 | 3 | 3 | 6 | 6.1 | 1 | 0 | 3 | 1 | 0 | 6 | 7.4 |
| Providence | 02/22/2023 | | 12:21 | 2-5 | .400 | 0-0 | .000 | 3-4 | .750 | 2 | 1 | 3 | 6.0 | 2 | 1 | 1 | 1 | 0 | 7 | 7.4 |
| at St. John's (NY) | 02/25/2023 | | 13:24 | 4-7 | .571 | 0-0 | .000 | 1-2 | .500 | 5 | 1 | 6 | 6.0 | 3 | 1 | 1 | 5 | 1 | 9 | 7.5 |
| DePaul | 03/01/2023 | | 14:24 | 5-8 | .625 | 0-0 | .000 | 0-0 | .000 | 2 | 2 | 4 | 5.9 | 4 | 0 | 2 | 1 | 0 | 10 | 7.6 |
| at Villanova | 03/04/2023 | | 12:35 | 0-0 | .000 | 0-0 | .000 | 0-0 | .000 | 0 | 2 | 2 | 5.8 | 2 | 0 | 0 | 0 | 1 | 0 | 7.3 |
| vs Providence | 03/09/2023 | | 12:45 | 0-2 | .000 | 0-0 | .000 | 0-0 | .000 | 1 | 3 | 4 | 5.8 | 0 | 1 | 1 | 1 | 0 | 0 | 7.1 |
| vs Marquette | 03/10/2023 | | 09:41 | 2-3 | .667 | 0-0 | .000 | 3-4 | .750 | 3 | 2 | 5 | 5.7 | 1 | 0 | 1 | 1 | 0 | 7 | 7.1 |
| vs Iona | 03/17/2023 | | 13:47 | 5-7 | .714 | 0-0 | .000 | 2-3 | .667 | 2 | 7 | 9 | 5.8 | 0 | 1 | 1 | 2 | 0 | 12 | 7.2 |
| vs Saint Mary's (CA) | 03/19/2023 | | 12:22 | 2-2 | 1.000 | 0-0 | .000 | 0-0 | .000 | 0 | 5 | 5 | 5.8 | 1 | 2 | 0 | 3 | 0 | 4 | 7.1 |
| vs Arkansas | 03/23/2023 | | 13:27 | 2-2 | 1.000 | 0-0 | .000 | 1-3 | .333 | 0 | 4 | 4 | 5.8 | 2 | 0 | 3 | 1 | 0 | 5 | 7.1 |
| vs Gonzaga | 03/25/2023 | | 12:33 | 3-6 | .500 | 0-0 | .000 | 0-0 | .000 | 1 | 2 | 3 | 5.7 | 3 | 0 | 0 | 3 | 0 | 6 | 7.1 |
| **Totals** | | **0** | **487:49** | **108-165** | **.655** | **0-1** | **.000** | **45-86** | **.523** | **82** | **128** | **210** | **5.7** | **70** | **17** | **39** | **68** | **14** | **261** | **7.1** |

**Player Averages**

| Games Played | Minutes/ game | Points/ game | FG Pct | 3FG Pct | FT Pct | Rebounds/ game | Assists/ game | Turnovers/ game | Assist/Turnover ratio | Steals/ game | Blocks/ game |
|---|---|---|---|---|---|---|---|---|---|---|---|
| 37 | 13.2 | 7.1 | 65.5 | 0.0 | 52.3 | 5.7 | 0.5 | 1.1 | 0.4 | 0.4 | 1.8 |

# 33 - Apostolos Roumoglou

***6-7 • 205 • Freshman • Guard • Xanthi, Greece (Arion, Xanthi)***

## Career Highs

**Points**

2 (3x), last vs. Gonzaga (NCAA) (2/25/23)

**Field Goals Made**

1 (2x), Last vs, Gonzaga (NCAA)(3/23/23)

**Field Goals Attempted**

2 vs. Boston U. (GP) (11/11/22)

**Three-Pt. Field Goals Made**

--

**Three-Pt. Field Goals Attempted**

1 vs. Arkansas (NCAA) (2/23/23)

**Free Throws Made**

2 vs. Stonehill (XL) (11/7/22)

**Free Throws Attempted**

2 vs. Stonehill (XL) (11/7/22)

**Rebounds**

2 vs. LIU (GP) (12/10/22)

**Assists**

1 vs. LIU (GP) (12/10/22)

**Steals**

1 vs. LIU (GP) (12/10/22)

**Blocks**

--

**Minutes**

3.5 vs. LIU (GP) (12/10/22)

## Season Highs

**Points**

2 (3x), last vs. Gonzaga (NCAA) (2/25/23)

**Field Goals Made**

1 (2x), last vs. Gonzaga (NCAA) (3/25/23)

**Field Goals Attempted**

2 vs. Boston U. (GP) (11/11/22)

**Three-Pt. Field Goals Made**

--

**Three-Pt. Field Goals Attempted**

1 vs. Arkansas (NCAA) (3/23/23)

**Free Throws Made**

2 vs. Stonehill (XL) (11/7/22)

**Free Throws Attempted**

2 vs. Stonehill (XL) (11/7/22)

**Rebounds**

2 vs. LIU (GP) (12/10/22)

**Assists**

1 vs. LIU (GP) (12/10/22)

**Steals**

1 vs. LIU (GP) (12/10/22)

**Blocks**

--

**Minutes**

3.5 vs. LIU (GP) (12/10/22)

## Player Notes (2022-23)

- Made college debut in season opener against Stonehill , hit 2 free throws and grabbed 1 rebound.
- Scored first field goal in win over Boston University
- Saw playing time vs. Buffalo, UNCW, Delaware St., Oregon, Alabama, Florida
- Had 2 rebounds, 1 assist, 1 steal vs. LIU
- Saw first BIG EAST action against St. John's
- Logged playing time vs. DePaul
- Saw NCAA tourney action vs. Iona, Saint Mary's
- Scored against Gonzaga in NCAA tourney

## Career at UConn

- Late arrival to UConn in early September

## Career Stats

**ROUMOGLOU, Apostolos**

| | | | | Field Goals | | 3-Point | | F-Throws | | Rebounds | | | | | | | | | Scoring | |
|---|---|---|---|---|---|---|---|---|---|---|---|---|---|---|---|---|---|---|---|---|
| SEASON | TEAM | GP-GS | MIN/AVG | FG-FGA | FG% | 3FG-3FGA | 3FG% | FT-FTA | FT% | OFF | DEF | TOT | AVG | PF-FO | A | TO | BLK | STL | PTS | AVG |
| 2022-23 | UConn | 18-0 | 28/1.6 | 2-7 | .286 | 0-2 | .000 | 2-3 | .667 | 2 | 5 | 7 | 0.4 | 4-0 | 1 | 2 | 0 | 1 | 6 | 0.3 |
| **TOTAL** | | **18-0** | **28/1.6** | **2-7** | **.286** | **0-2** | **.000** | **2-3** | **.667** | **2** | **5** | **7** | **0.4** | **4-0** | **1** | **2** | **0** | **1** | **6** | **0.3** |

## 2022-23 Game By Game

**#33 ROUMOGLOU, Apostolos**

| | | | | Total | | 3-Pointers | | Free throws | | Rebounds | | | | | | | | | | |
|---|---|---|---|---|---|---|---|---|---|---|---|---|---|---|---|---|---|---|---|---|
| Opponent | Date | GS | MIN | FG-FGA | PCT | 3FG-3FGA | PCT | FT-FTA | PCT | OFF | DEF | TOT | AVG | PF | A | TO | BLK | STL | PTS | AVG |
| Stonehill | 11/07/2022 | | 01:28 | 0-0 | .000 | 0-0 | .000 | 2-2 | 1.000 | 1 | 0 | 1 | 1.0 | 0 | 0 | 0 | 0 | 0 | 2 | 2.0 |
| Boston U. | 11/11/2022 | | 02:21 | 1-2 | .500 | 0-0 | .000 | 0-0 | .000 | 0 | 1 | 1 | 1.0 | 0 | 0 | 0 | 0 | 0 | 2 | 2.0 |
| Buffalo | 11/15/2022 | | 00:35 | 0-0 | .000 | 0-0 | .000 | 0-0 | .000 | 0 | 0 | 0 | 0.7 | 0 | 0 | 0 | 0 | 0 | 0 | 1.3 |
| UNCW | 11/18/2022 | | 02:23 | 0-0 | .000 | 0-0 | .000 | 0-0 | .000 | 0 | 0 | 0 | 0.5 | 0 | 0 | 1 | 0 | 0 | 0 | 1.0 |
| Delaware St. | 11/20/2022 | | 02:16 | 0-0 | .000 | 0-0 | .000 | 0-0 | .000 | 0 | 0 | 0 | 0.4 | 1 | 0 | 0 | 0 | 0 | 0 | 0.8 |
| vs Oregon | 11/24/2022 | | 01:56 | 0-0 | .000 | 0-0 | .000 | 0-0 | .000 | 0 | 1 | 1 | 0.5 | 0 | 0 | 1 | 0 | 0 | 0 | 0.7 |
| vs Alabama | 11/25/2022 | | 00:29 | 0-0 | .000 | 0-0 | .000 | 0-0 | .000 | 0 | 0 | 0 | 0.4 | 0 | 0 | 0 | 0 | 0 | 0 | 0.6 |
| at Florida | 12/07/2022 | | 00:45 | 0-0 | .000 | 0-0 | .000 | 0-0 | .000 | 0 | 0 | 0 | 0.4 | 1 | 0 | 0 | 0 | 0 | 0 | 0.5 |
| LIU | 12/10/2022 | | 03:24 | 0-0 | .000 | 0-0 | .000 | 0-0 | .000 | 0 | 2 | 2 | 0.6 | 1 | 1 | 0 | 0 | 1 | 0 | 0.4 |
| St. John's (NY) | 01/15/2023 | | 00:57 | 0-0 | .000 | 0-0 | .000 | 0-0 | .000 | 0 | 0 | 0 | 0.5 | 0 | 0 | 0 | 0 | 0 | 0 | 0.4 |
| Butler | 01/22/2023 | | 02:36 | 0-1 | .000 | 0-0 | .000 | 0-0 | .000 | 0 | 0 | 0 | 0.5 | 1 | 0 | 0 | 0 | 0 | 0 | 0.4 |
| at DePaul | 01/31/2023 | | 00:26 | 0-0 | .000 | 0-0 | .000 | 0-0 | .000 | 0 | 0 | 0 | 0.4 | 0 | 0 | 0 | 0 | 0 | 0 | 0.3 |
| DePaul | 03/01/2023 | | 02:05 | 0-2 | .000 | 0-1 | .000 | 0-0 | .000 | 0 | 0 | 0 | 0.4 | 0 | 0 | 0 | 0 | 0 | 0 | 0.3 |
| at Villanova | 03/04/2023 | | 00:10 | 0-0 | .000 | 0-0 | .000 | 0-0 | .000 | 0 | 0 | 0 | 0.4 | 0 | 0 | 0 | 0 | 0 | 0 | 0.3 |
| vs Iona | 03/17/2023 | | 01:34 | 0-0 | .000 | 0-0 | .000 | 0-0 | .000 | 0 | 0 | 0 | 0.3 | 0 | 0 | 0 | 0 | 0 | 0 | 0.3 |
| vs Saint Mary's (CA) | 03/19/2023 | | 00:36 | 0-0 | .000 | 0-0 | .000 | 0-1 | .000 | 0 | 1 | 1 | 0.4 | 0 | 0 | 0 | 0 | 0 | 0 | 0.3 |
| vs Arkansas | 03/23/2023 | | 02:11 | 0-1 | .000 | 0-1 | .000 | 0-0 | .000 | 0 | 0 | 0 | 0.4 | 0 | 0 | 0 | 0 | 0 | 0 | 0.2 |
| vs Gonzaga | 03/25/2023 | | 01:50 | 1-1 | 1.000 | 0-0 | .000 | 0-0 | .000 | 1 | 0 | 1 | 0.4 | 0 | 0 | 0 | 0 | 0 | 2 | 0.3 |
| **Totals** | | **0** | **28:02** | **2-7** | **.286** | **0-2** | **.000** | **2-3** | **.667** | **2** | **5** | **7** | **0.4** | **4** | **1** | **2** | **0** | **1** | **6** | **0.3** |

**Player Averages**

| Games Played | Minutes/ game | Points/ game | FG Pct | 3FG Pct | FT Pct | Rebounds/ game | Assists/ game | Turnovers/ game | Assist/Turnover ratio | Steals/ game | Blocks/ game |
|---|---|---|---|---|---|---|---|---|---|---|---|
| 18 | 1.6 | 0.3 | 28.6 | 0.0 | 66.7 | 0.4 | 0.1 | 0.1 | 0.5 | 0.1 | 0.0 |

# 30 - Yarin Hasson

***6-9 • 180 • Freshman • Forward • Gan Yavne, Israel (Gimnasia Realit)***

## Career Highs

**Points**

--

**Field Goals Made**

--

**Field Goals Attempted**

1 (2x) last vs. Butler (XL) (1/22/23)

**Three-Pt. Field Goals Made**

--

**Three-Pt. Field Goals Attempted**

1 vs. Delaware St. (XL) (11/20/22)

**Free Throws Made**

--

**Free Throws Attempted**

--

**Rebounds**

1 vs. Butler (XL) (1/22/23)

**Assists**

--

**Steals**

--

**Blocks**

1 vs. Stonehill (XL) (11/7/22)

**Minutes**

1.5 vs. Stonehill (XL) (11/7/22)

## Season Highs

**Points**

--

**Field Goals Made**

--

**Field Goals Attempted**

1 (2x) last vs. Butler (XL) (1/22/23)

**Three-Pt. Field Goals Made**

--

**Three-Pt. Field Goals Attempted**

1 vs. Delaware St. (XL) (11/20/22)

**Free Throws Made**

--

**Free Throws Attempted**

--

**Rebounds**

1 vs. Butler (XL) (1/22/23)

**Assists**

--

**Steals**

--

**Blocks**

1 vs. Stonehill (XL) (11/7/22)

**Minutes**

1.5 vs. Stonehill (XL) (11/7/22)

## Player Notes (2022-23)

- Made first college appearance in season-opening win against Stonehill and had 1 blocked shot.
- Saw action against Boston University.
- Had first shot attempt, a three-pointer, vs. Delaware St.
- Saw action vs. LIU
- Saw first BIG EAST action vs. Butler
- Appeared in NCAA Tourney games vs. Iona, Saint Mary's
- Saw action vs. Arkansas and Gonzaga in NCAA Tournament

## Career at UConn

- Fifth player from Israel to play for UConn.
- Member of Israeli U18 National Team

## Career Stats

**HASSON, Yarin**

| | | | | Field Goals | | 3-Point | | F-Throws | | Rebounds | | | | | | | | | Scoring | |
|---|---|---|---|---|---|---|---|---|---|---|---|---|---|---|---|---|---|---|---|---|
| SEASON | TEAM | GP-GS | MIN/AVG | FG-FGA | FG% | 3FG-3FGA | 3FG% | FT-FTA | FT% | OFF | DEF | TOT | AVG | PF-FO | A | TO | BLK | STL | PTS | AVG |
| 2022-23 | UConn | 11-0 | 10/0.9 | 0-2 | .000 | 0-1 | .000 | 0-0 | .000 | 1 | 0 | 1 | 0.1 | 3-0 | 0 | 0 | 1 | 0 | 0 | 0.0 |
| **TOTAL** | | **11-0** | **10/0.9** | **0-2** | **.000** | **0-1** | **.000** | **0-0** | **.000** | **1** | **0** | **1** | **0.1** | **3-0** | **0** | **0** | **1** | **0** | **0** | **0.0** |

## 2022-23 Game By Game

**#30 HASSON, Yarin**

| | | | | Total | | 3-Pointers | | Free throws | | Rebounds | | | | | | | | | | |
|---|---|---|---|---|---|---|---|---|---|---|---|---|---|---|---|---|---|---|---|---|
| Opponent | Date | GS | MIN | FG-FGA | PCT | 3FG-3FGA | PCT | FT-FTA | PCT | OFF | DEF | TOT | AVG | PF | A | TO | BLK | STL | PTS | AVG |
| Stonehill | 11/07/2022 | | 01:23 | 0-0 | .000 | 0-0 | .000 | 0-0 | .000 | 0 | 0 | 0 | 0.0 | 1 | 0 | 0 | 1 | 0 | 0 | 0.0 |
| Boston U. | 11/11/2022 | | 01:00 | 0-0 | .000 | 0-0 | .000 | 0-0 | .000 | 0 | 0 | 0 | 0.0 | 1 | 0 | 0 | 0 | 0 | 0 | 0.0 |
| UNCW | 11/18/2022 | | 00:58 | 0-0 | .000 | 0-0 | .000 | 0-0 | .000 | 0 | 0 | 0 | 0.0 | 0 | 0 | 0 | 0 | 0 | 0 | 0.0 |
| Delaware St. | 11/20/2022 | | 00:54 | 0-1 | .000 | 0-1 | .000 | 0-0 | .000 | 0 | 0 | 0 | 0.0 | 0 | 0 | 0 | 0 | 0 | 0 | 0.0 |
| vs Oregon | 11/24/2022 | | 00:52 | 0-0 | .000 | 0-0 | .000 | 0-0 | .000 | 0 | 0 | 0 | 0.0 | 0 | 0 | 0 | 0 | 0 | 0 | 0.0 |
| LIU | 12/10/2022 | | 02:15 | 0-0 | .000 | 0-0 | .000 | 0-0 | .000 | 0 | 0 | 0 | 0.0 | 1 | 0 | 0 | 0 | 0 | 0 | 0.0 |
| Butler | 01/22/2023 | | 00:46 | 0-1 | .000 | 0-0 | .000 | 0-0 | .000 | 1 | 0 | 1 | 0.1 | 0 | 0 | 0 | 0 | 0 | 0 | 0.0 |
| vs Iona | 03/17/2023 | | 00:53 | 0-0 | .000 | 0-0 | .000 | 0-0 | .000 | 0 | 0 | 0 | 0.1 | 0 | 0 | 0 | 0 | 0 | 0 | 0.0 |
| vs Saint Mary's (CA) | 03/19/2023 | | 00:36 | 0-0 | .000 | 0-0 | .000 | 0-0 | .000 | 0 | 0 | 0 | 0.1 | 0 | 0 | 0 | 0 | 0 | 0 | 0.0 |
| vs Arkansas | 03/23/2023 | | 00:41 | 0-0 | .000 | 0-0 | .000 | 0-0 | .000 | 0 | 0 | 0 | 0.1 | 0 | 0 | 0 | 0 | 0 | 0 | 0.0 |
| vs Gonzaga | 03/25/2023 | | 00:09 | 0-0 | .000 | 0-0 | .000 | 0-0 | .000 | 0 | 0 | 0 | 0.1 | 0 | 0 | 0 | 0 | 0 | 0 | 0.0 |
| **Totals** | | **0** | **10:26** | **0-2** | **.000** | **0-1** | **.000** | **0-0** | **.000** | **1** | **0** | **1** | **0.1** | **3** | **0** | **0** | **1** | **0** | **0** | **0.0** |

**Player Averages**

| Games Played | Minutes/ game | Points/ game | FG Pct | 3FG Pct | FT Pct | Rebounds/ game | Assists/ game | Turnovers/ game | Assist/Turnover ratio | Steals/ game | Blocks/ game |
|---|---|---|---|---|---|---|---|---|---|---|---|
| 11 | 0.9 | 0.0 | 0.0 | 0.0 | 0.0 | 0.1 | 0.0 | 0.0 | 0.0 | 0.0 | 0.1 |

# 20 - Andrew Hurley

***6-1 • 170 • Junior • Guard • Glastonbury, Conn. (East Catholic HS)***

## Career Highs

**Points**

3 vs. DePaul (MSG) (3/11/21)

**Field Goals Made**

1 (2x), last vs. LIU (GP) (12/10/22)

**Field Goals Attempted**

2 vs. Gonzaga (NCAA) (3/25/23)

**Three-Pt. Field Goals Made**

1 vs. DePaul (MSG) (3/11/21)

**Three-Pt. Field Goals Attempted**

2 vs. Gonzaga (NCAA) (3/25/23)

**Free Throws Made**

--

**Free Throws Attempted**

--

**Rebounds**

1 (4x), last vs. Arkansas (NCAA) (3/25/23)

**Assists**

--

**Steals**

1 vs. LIU (GP) (12/10/22)

**Blocks**

--

**Minutes**

3 (3x), last vs. LIU (GP) (12/10/22)

## Season Highs

**Points**

2 vs. LIU (GP) (12/10/22)

**Field Goals Made**

1 vs. LIU (GP (12/10/22)

**Field Goals Attempted**

2 vs. Gonzaga )NCAA) (3/25/23)

**Three-Pt. Field Goals Made**

--

**Three-Pt. Field Goals Attempted**

2 vs Gonzaga (NCAA) (2/25/23)

**Free Throws Made**

--

**Free Throws Attempted**

--

**Rebounds**

1 (2x) last vs. Arkansas (NCAA) (3/23/23)

**Assists**

--

**Steals**

1 vs. LIU (GP) (12/10/22)

**Blocks**

--

**Minutes**

3 vs. LIU (GP) (12/10/22)

## Player Notes (2022-23)

- Made appearance in season-opening win over Stonehill, attempted one 3-pointer
- Saw action against Boston University
- Had shot attempt vs. Delaware St.
- Scored first points of season on steal and breakaway layup vs. LIU
- Saw first BIG EAST action of season vs. Butler
- Saw playing time vs. DePaul, grabbing 1 rebound
- Logged playing time in NCAA tourney vs. Iona and Saint Mary's (1 steal)
- Saw NCAA tourney action vs. Arkansas, Gonzaga

## Career at UConn

- Named to 2020-21 BIG EAST All-Academic Team.
- Took 1 shot as a freshman and hit a three-pointer vs. DePaul in BIG EAST Tournament.

## Career Stats

**HURLEY, Andrew**

| | | | | Field Goals | | 3-Point | | F-Throws | | Rebounds | | | | | | | | | Scoring | |
|---|---|---|---|---|---|---|---|---|---|---|---|---|---|---|---|---|---|---|---|---|
| SEASON | TEAM | GP-GS | MIN/AVG | FG-FGA | FG% | 3FG-3FGA | 3FG% | FT-FTA | FT% | OFF | DEF | TOT | AVG | PF-FO | A | TO | BLK | STL | PTS | AVG |
| 2020-21 | UConn | 4-0 | 6/1.4 | 1-1 | 1.000 | 1-1 | 1.000 | 0-0 | .000 | 0 | 0 | 0 | 0.0 | 0-0 | 0 | 0 | 0 | 0 | 3 | 0.8 |
| 2021-22 | UConn | 6-0 | 11/1.8 | 0-2 | .000 | 0-2 | .000 | 0-0 | .000 | 0 | 2 | 2 | 0.3 | 1-0 | 0 | 0 | 0 | 0 | 0 | 0.0 |
| 2022-23 | UConn | 13-0 | 18/1.4 | 1-7 | .143 | 0-3 | .000 | 0-0 | .000 | 0 | 2 | 2 | 0.2 | 1-0 | 0 | 2 | 0 | 2 | 2 | 0.2 |
| **TOTAL** | | **23-0** | **34/1.5** | **2-10** | **.200** | **1-6** | **.167** | **0-0** | **.000** | **0** | **4** | **4** | **0.2** | **2-0** | **0** | **2** | **0** | **2** | **5** | **0.2** |

## 2022-23 Game By Game

**#20 HURLEY, Andrew**

| | | | | Total | | 3-Pointers | | Free throws | | Rebounds | | | | | | | | | | |
|---|---|---|---|---|---|---|---|---|---|---|---|---|---|---|---|---|---|---|---|---|
| Opponent | Date | GS | MIN | FG-FGA | PCT | 3FG-3FGA | PCT | FT-FTA | PCT | OFF | DEF | TOT | AVG | PF | A | TO | BLK | STL | PTS | AVG |
| Stonehill | 11/07/2022 | | 01:23 | 0-1 | .000 | 0-1 | .000 | 0-0 | .000 | 0 | 0 | 0 | 0.0 | 0 | 0 | 0 | 0 | 0 | 0 | 0.0 |
| Boston U. | 11/11/2022 | | 01:38 | 0-0 | .000 | 0-0 | .000 | 0-0 | .000 | 0 | 0 | 0 | 0.0 | 0 | 0 | 0 | 0 | 0 | 0 | 0.0 |
| UNCW | 11/18/2022 | | 01:29 | 0-0 | .000 | 0-0 | .000 | 0-0 | .000 | 0 | 0 | 0 | 0.0 | 0 | 0 | 0 | 0 | 0 | 0 | 0.0 |
| Delaware St. | 11/20/2022 | | 01:12 | 0-1 | .000 | 0-0 | .000 | 0-0 | .000 | 0 | 0 | 0 | 0.0 | 0 | 0 | 0 | 0 | 0 | 0 | 0.0 |
| vs Oregon | 11/24/2022 | | 00:52 | 0-0 | .000 | 0-0 | .000 | 0-0 | .000 | 0 | 0 | 0 | 0.0 | 0 | 0 | 0 | 0 | 0 | 0 | 0.0 |
| at Florida | 12/07/2022 | | 00:45 | 0-0 | .000 | 0-0 | .000 | 0-0 | .000 | 0 | 0 | 0 | 0.0 | 0 | 0 | 0 | 0 | 0 | 0 | 0.0 |
| LIU | 12/10/2022 | | 02:52 | 1-2 | .500 | 0-0 | .000 | 0-0 | .000 | 0 | 0 | 0 | 0.0 | 0 | 0 | 1 | 0 | 1 | 2 | 0.3 |
| Butler | 01/22/2023 | | 01:10 | 0-0 | .000 | 0-0 | .000 | 0-0 | .000 | 0 | 0 | 0 | 0.0 | 0 | 0 | 0 | 0 | 0 | 0 | 0.3 |
| DePaul | 03/01/2023 | | 01:26 | 0-1 | .000 | 0-0 | .000 | 0-0 | .000 | 0 | 1 | 1 | 0.1 | 0 | 0 | 0 | 0 | 0 | 0 | 0.2 |
| vs Iona | 03/17/2023 | | 01:34 | 0-0 | .000 | 0-0 | .000 | 0-0 | .000 | 0 | 0 | 0 | 0.1 | 0 | 0 | 0 | 0 | 0 | 0 | 0.2 |
| vs Saint Mary's (CA) | 03/19/2023 | | 00:36 | 0-0 | .000 | 0-0 | .000 | 0-0 | .000 | 0 | 0 | 0 | 0.1 | 1 | 0 | 1 | 0 | 1 | 0 | 0.2 |
| vs Arkansas | 03/23/2023 | | 01:23 | 0-0 | .000 | 0-0 | .000 | 0-0 | .000 | 0 | 1 | 1 | 0.2 | 0 | 0 | 0 | 0 | 0 | 0 | 0.2 |
| vs Gonzaga | 03/25/2023 | | 01:50 | 0-2 | .000 | 0-2 | .000 | 0-0 | .000 | 0 | 0 | 0 | 0.2 | 0 | 0 | 0 | 0 | 0 | 0 | 0.2 |
| **Totals** | | **0** | **18:10** | **1-7** | **.143** | **0-3** | **.000** | **0-0** | **.000** | **0** | **2** | **2** | **0.2** | **1** | **0** | **2** | **0** | **2** | **2** | **0.2** |

**Player Averages**

| Games Played | Minutes/ game | Points/ game | FG Pct | 3FG Pct | FT Pct | Rebounds/ game | Assists/ game | Turnovers/ game | Assist/Turnover ratio | Steals/ game | Blocks/ game |
|---|---|---|---|---|---|---|---|---|---|---|---|
| 13 | 1.4 | 0.2 | 14.3 | 0.0 | 0.0 | 0.2 | 0.0 | 0.2 | 0.0 | 0.2 | 0.0 |

# 40 - Andre Johnson Jr.

***6-4 • 160 • Freshman • Broistol, Conn. (South Kent School)***

## Career Highs

**Points**

--

**Field Goals Made**

--

**Field Goals Attempted**

1 vs. LIU (GP) (12/10/22)

**Three-Pt. Field Goals Made**

--

**Three-Pt. Field Goals Attempted**

1 vs. LIU (GP) (12/10/22)

**Free Throws Made**

--

**Free Throws Attempted**

--

**Rebounds**

--

**Assists**

--

**Steals**

--

**Blocks**

--

**Minutes**

2 vs. LIU (GP) (12/10/22)

## Season Highs

**Points**

--

**Field Goals Made**

--

**Field Goals Attempted**

1 vs. LIU (GP) (12/10/22)

**Three-Pt. Field Goals Made**

--

**Three-Pt. Field Goals Attempted**

1 vs. LIU (GP) (12/10/22)

**Free Throws Made**

--

**Free Throws Attempted**

--

**Rebounds**

--

**Assists**

--

**Steals**

--

**Blocks**

--

**Minutes**

2 vs. LIU (GP) (12/10/22)

## Player Notes (2022-23)

- Made first appearance in season-opening victory over Stonehill.
- Saw action vs. Boston University, UNCW and Delaware St.
- Had first shot attempt, a three-pointer, vs. LIU
- Saw first BIG EAST action vs. Butler
- Saw playing time in NCAA tourney vs. Iona
- Saw NCAA Tournament action vs. Arkansas

## Career at UConn

- Preferred walk-on for the 2022-23 season.

## Career Stats

**JOHNSON JR., Andre**

| | | | | Field Goals | | 3-Point | | F-Throws | | Rebounds | | | | | | | | | Scoring | |
|---|---|---|---|---|---|---|---|---|---|---|---|---|---|---|---|---|---|---|---|---|
| SEASON | TEAM | GP-GS | MIN/AVG | FG-FGA | FG% | 3FG-3FGA | 3FG% | FT-FTA | FT% | OFF | DEF | TOT | AVG | PF-FO | A | TO | BLK | STL | PTS | AVG |
| 2022-23 | UConn | 9-0 | 10/1.1 | 0-1 | .000 | 0-1 | .000 | 0-0 | .000 | 0 | 0 | 0 | 0.0 | 0-0 | 0 | 0 | 0 | 0 | 0 | 0.0 |
| **TOTAL** | | **9-0** | **10/1.1** | **0-1** | **.000** | **0-1** | **.000** | **0-0** | **.000** | **0** | **0** | **0** | **0.0** | **0-0** | **0** | **0** | **0** | **0** | **0** | **0.0** |

## 2022-23 Game By Game

**#40 JOHNSON JR., Andre**

| | | | | Total | | 3-Pointers | | Free throws | | Rebounds | | | | | | | | | | |
|---|---|---|---|---|---|---|---|---|---|---|---|---|---|---|---|---|---|---|---|---|
| Opponent | Date | GS | MIN | FG-FGA | PCT | 3FG-3FGA | PCT | FT-FTA | PCT | OFF | DEF | TOT | AVG | PF | A | TO | BLK | STL | PTS | AVG |
| Stonehill | 11/07/2022 | | 00:53 | 0-0 | .000 | 0-0 | .000 | 0-0 | .000 | 0 | 0 | 0 | 0.0 | 0 | 0 | 0 | 0 | 0 | 0 | 0.0 |
| Boston U. | 11/11/2022 | | 01:00 | 0-0 | .000 | 0-0 | .000 | 0-0 | .000 | 0 | 0 | 0 | 0.0 | 0 | 0 | 0 | 0 | 0 | 0 | 0.0 |
| UNCW | 11/18/2022 | | 01:29 | 0-0 | .000 | 0-0 | .000 | 0-0 | .000 | 0 | 0 | 0 | 0.0 | 0 | 0 | 0 | 0 | 0 | 0 | 0.0 |
| Delaware St. | 11/20/2022 | | 00:54 | 0-0 | .000 | 0-0 | .000 | 0-0 | .000 | 0 | 0 | 0 | 0.0 | 0 | 0 | 0 | 0 | 0 | 0 | 0.0 |
| vs Oregon | 11/24/2022 | | 00:52 | 0-0 | .000 | 0-0 | .000 | 0-0 | .000 | 0 | 0 | 0 | 0.0 | 0 | 0 | 0 | 0 | 0 | 0 | 0.0 |
| LIU | 12/10/2022 | | 02:15 | 0-1 | .000 | 0-1 | .000 | 0-0 | .000 | 0 | 0 | 0 | 0.0 | 0 | 0 | 0 | 0 | 0 | 0 | 0.0 |
| Butler | 01/22/2023 | | 00:46 | 0-0 | .000 | 0-0 | .000 | 0-0 | .000 | 0 | 0 | 0 | 0.0 | 0 | 0 | 0 | 0 | 0 | 0 | 0.0 |
| vs Iona | 03/17/2023 | | 00:53 | 0-0 | .000 | 0-0 | .000 | 0-0 | .000 | 0 | 0 | 0 | 0.0 | 0 | 0 | 0 | 0 | 0 | 0 | 0.0 |
| vs Arkansas | 03/23/2023 | | 00:41 | 0-0 | .000 | 0-0 | .000 | 0-0 | .000 | 0 | 0 | 0 | 0.0 | 0 | 0 | 0 | 0 | 0 | 0 | 0.0 |
| **Totals** | | **0** | **09:42** | **0-1** | **.000** | **0-1** | **.000** | **0-0** | **.000** | **0** | **0** | **0** | **0.0** | **0** | **0** | **0** | **0** | **0** | **0** | **0.0** |

**Player Averages**

| Games Played | Minutes/ game | Points/ game | FG Pct | 3FG Pct | FT Pct | Rebounds/ game | Assists/ game | Turnovers/ game | Assist/Turnover ratio | Steals/ game | Blocks/ game |
|---|---|---|---|---|---|---|---|---|---|---|---|
| 9 | 1.1 | 0.0 | 0.0 | 0.0 | 0.0 | 0.0 | 0.0 | 0.0 | 0.0 | 0.0 | 0.0 |

# 41 - Emmett Hendry

***6-3 • 155 • Freshman • Guard • Brooklyn, N.Y. (Montverde Academy)***

## Career Highs

**Points**

--

**Field Goals Made**

--

**Field Goals Attempted**

--

**Three-Pt. Field Goals Made**

--

**Three-Pt. Field Goals Attempted**

--

**Free Throws Made**

--

**Free Throws Attempted**

--

**Rebounds**

--

**Assists**

--

**Steals**

--

**Blocks**

--

**Minutes**

1 (5x), last vs. LIU (GP) (12/10/22)

## Season Highs

**Points**

--

**Field Goals Made**

--

**Field Goals Attempted**

--

**Three-Pt. Field Goals Made**

--

**Three-Pt. Field Goals Attempted**

--

**Free Throws Made**

--

**Free Throws Attempted**

--

**Rebounds**

--

**Assists**

--

**Steals**

--

**Blocks**

--

**Minutes**

1 (5x), last vs. LIU (GP) (12/10/22)

## Player Notes (2022-23)

- Made first appearance in season-opening win over Stonehill.
- Also saw action vs. Boston University, UNCW, Delaware St., Oregon and LIU
- Saw first BIG EAST action vs. Butler
- Logged playing time in NCAA tourney game vs. Saint Mary's
- Saw NCAA Tournament action vs. Gonzaga

## Career at UConn

## Career Stats

**HENDRY, Emmett**

| | | | | Field Goals | | 3-Point | | F-Throws | | Rebounds | | | | | | | | | Scoring | |
|---|---|---|---|---|---|---|---|---|---|---|---|---|---|---|---|---|---|---|---|---|
| SEASON | TEAM | GP-GS | MIN/AVG | FG-FGA | FG% | 3FG-3FGA | 3FG% | FT-FTA | FT% | OFF | DEF | TOT | AVG | PF-FO | A | TO | BLK | STL | PTS | AVG |
| 2022-23 | UConn | 9-0 | 7/0.8 | 0-0 | .000 | 0-0 | .000 | 0-0 | .000 | 0 | 0 | 0 | 0.0 | 0-0 | 0 | 1 | 0 | 0 | 0 | 0.0 |
| **TOTAL** | | **9-0** | **7/0.8** | **0-0** | **.000** | **0-0** | **.000** | **0-0** | **.000** | **0** | **0** | **0** | **0.0** | **0-0** | **0** | **1** | **0** | **0** | **0** | **0.0** |

## 2022-23 Game By Game

**#41 HENDRY, Emmett**

| | | | | Total | | 3-Pointers | | Free throws | | Rebounds | | | | | | | | | | |
|---|---|---|---|---|---|---|---|---|---|---|---|---|---|---|---|---|---|---|---|---|
| Opponent | Date | GS | MIN | FG-FGA | PCT | 3FG-3FGA | PCT | FT-FTA | PCT | OFF | DEF | TOT | AVG | PF | A | TO | BLK | STL | PTS | AVG |
| Stonehill | 11/07/2022 | | 00:23 | 0-0 | .000 | 0-0 | .000 | 0-0 | .000 | 0 | 0 | 0 | 0.0 | 0 | 0 | 0 | 0 | 0 | 0 | 0.0 |
| Boston U. | 11/11/2022 | | 01:00 | 0-0 | .000 | 0-0 | .000 | 0-0 | .000 | 0 | 0 | 0 | 0.0 | 0 | 0 | 0 | 0 | 0 | 0 | 0.0 |
| UNCW | 11/18/2022 | | 00:58 | 0-0 | .000 | 0-0 | .000 | 0-0 | .000 | 0 | 0 | 0 | 0.0 | 0 | 0 | 0 | 0 | 0 | 0 | 0.0 |
| Delaware St. | 11/20/2022 | | 00:54 | 0-0 | .000 | 0-0 | .000 | 0-0 | .000 | 0 | 0 | 0 | 0.0 | 0 | 0 | 0 | 0 | 0 | 0 | 0.0 |
| vs Oregon | 11/24/2022 | | 00:52 | 0-0 | .000 | 0-0 | .000 | 0-0 | .000 | 0 | 0 | 0 | 0.0 | 0 | 0 | 0 | 0 | 0 | 0 | 0.0 |
| LIU | 12/10/2022 | | 01:20 | 0-0 | .000 | 0-0 | .000 | 0-0 | .000 | 0 | 0 | 0 | 0.0 | 0 | 0 | 0 | 0 | 0 | 0 | 0.0 |
| Butler | 01/22/2023 | | 00:46 | 0-0 | .000 | 0-0 | .000 | 0-0 | .000 | 0 | 0 | 0 | 0.0 | 0 | 0 | 0 | 0 | 0 | 0 | 0.0 |
| vs Saint Mary's (CA) | 03/19/2023 | | 00:36 | 0-0 | .000 | 0-0 | .000 | 0-0 | .000 | 0 | 0 | 0 | 0.0 | 0 | 0 | 1 | 0 | 0 | 0 | 0.0 |
| vs Gonzaga | 03/25/2023 | | 00:09 | 0-0 | .000 | 0-0 | .000 | 0-0 | .000 | 0 | 0 | 0 | 0.0 | 0 | 0 | 0 | 0 | 0 | 0 | 0.0 |
| **Totals** | | **0** | **06:58** | **0-0** | **.000** | **0-0** | **.000** | **0-0** | **.000** | **0** | **0** | **0** | **0.0** | **0** | **0** | **1** | **0** | **0** | **0** | **0.0** |

**Player Averages**

| Games Played | Minutes/ game | Points/ game | FG Pct | 3FG Pct | FT Pct | Rebounds/ game | Assists/ game | Turnovers/ game | Assist/Turnover ratio | Steals/ game | Blocks/ game |
|---|---|---|---|---|---|---|---|---|---|---|---|
| 9 | 0.8 | 0.0 | 0.0 | 0.0 | 0.0 | 0.0 | 0.0 | 0.1 | 0.0 | 0.0 | 0.0 |

# UConn
# NCAA Basketball
# Championship History

# ALL-TIME NATIONAL POSTSEASON TOURNAMENT RESULTS

| Year | Coach | Record | Opponent--Date | Site | Result |
|---|---|---|---|---|---|
| **1950-51--NCAA** | Hugh Greer | 22-4 | St. John's-- 3/20/51 | New York, NY | L, 52-63 |
| **1953-54--NCAA** | Hugh Greer | 23-3 | Navy-- 3/8/54 | Buffalo, NY | L, 80-85 |
| **1954-55-- NIT** | Hugh Greer | 20-5 | St. Louis-- 3/12/55 | New York, NY | L, 103-110 |
| **1955-56--NCAA** | Hugh Greer | 17-11 | Manhattan-- 3/13/56 | New York, NY | W, 84-75 |
| **(Sweet 16)** | | | Temple-- 3/16/56 | Philadelphia, PA | L, 59-65 |
| | | | Dartmouth-- 3/17/56 | Philadelphia, PA | L, 64-85 |
| **1956-57--NCAA** | Hugh Greer | 17-8 | Syracuse-- 3/12/57 | New York, NY | L, 76-82 |
| **1957-58--NCAA** | Hugh Greer | 17-10 | Dartmouth-- 3/11/58 | New York, NY | L, 64-75 |
| **1958-59--NCAA** | Hugh Greer | 17-7 | Boston University-- 3/10/59 | New York, NY | L, 58-60 |
| **1959-60--NCAA** | Hugh Greer | 17-9 | New York University-- 3/8/60 | New York, NY | L, 59-78 |
| **1962-63--NCAA** | Hugh Greer/George Wigton | 18-7 | West Virginia-- 3/11/63 | Philadelphia, PA | L, 71-77 |
| **1963-64--NCAA** | Fred Shabel | 16-11 | Temple-- 3/9/64 | Philadelphia, PA | W, 53-48 |
| **(Elite Eight)** | | | Princeton-- 3/14/64 | Raleigh, NC | W, 52-50 |
| | | | Duke-- 3/16/64 | Raleigh, NC | L, 54-101 |
| **1964-65--NCAA** | Fred Shabel | 23-3 | St. Joseph's-- 3/8/65 | Philadelphia, PA | L, 61-67 |
| **1966-67--NCAA** | Fred Shabel | 17-7 | Boston College-- 3/11/67 | Kingston, RI | L, 42-48 |
| **1973-74-- NIT** | Dee Rowe | 19-8 | St. John's -- 3/17/74 | New York, NY | W, 82-70 |
| **(NIT Quarterfinals)** | | | Boston College-- 3/21/74 | New York, NY | L, 75-76 |
| **1974-75-- NIT** | Dee Rowe | 18-10 | South Carolina-- 3/16/75 | New York, NY | L, 61-71 |
| **1975-76--NCAA** | Dee Rowe | 19-10 | Hofstra-- 3/13/76 | Providence, RI | W, 80-78 (ot) |
| **(Sweet 16)** | | | Rutgers-- 3/18/76 | Greensboro, NC | L, 79-93 |
| **1978-79--NCAA** | Dom Perno | 21-8 | Syracuse-- 3/10/79 | Providence, RI | L, 81-89 |
| **1979-80-- NIT** | Dom Perno | 20-9 | St. Peter's-- 3/5/80 | Storrs, CT | L, 56-71 |
| **1980-81-- NIT** | Dom Perno | 20-9 | South Florida-- 3/12/81 | Tampa, FL | W, 65-55 |
| | | | Minnesota-- 3/16/81 | Hartford, CT | L, 66-84 |
| **1981-82-- NIT** | Dom Perno | 17-11 | Dayton-- 3/10/82 | Dayton, OH | L, 75-76 (ot) |
| **1987-88-- NIT** | Jim Calhoun | 20-14 | West Virginia-- 3/17/88 | Morgantown, WV | W, 62-57 (ot) |
| **(NIT Champions)** | | | Louisiana Tech-- 3/21/88 | Hartford, CT | W, 65-59 |
| | | | Virginia Commonwealth-- 3/25/88 | Storrs, CT | W, 72-61 |
| | | | Boston College-- 3/29/88 | New York, NY | W, 73-67 |
| | | | Ohio State-- 3/30/88 | New York, NY | W, 72-67 |
| **1988-89-- NIT** | Jim Calhoun | 18-13 | UNC Charlotte-- 3/15/89 | Charlotte, NC | W, 67-62 |
| **(NIT Quarterfinals)** | | | California-- 3/20/89 | Hartford, CT | W, 73-72 |
| | | | Ala.-Birmingham-- 3/22/89 | Storrs, CT | L, 79-85 |
| **1989-90--NCAA** | Jim Calhoun | 31-6 | Boston University-- 3/15/90 | Hartford, CT | W, 76-52 |
| **(Elite Eight)** | | | California-- 3/17/90 | Hartford, CT | W, 74-54 |
| | | | Clemson-- 3/22/90 | East Rutherford, NJ | W, 71-70 |
| | | | Duke-- 3/24/90 | East Rutherford, NJ | L, 78-79 (ot) |
| **1990-91--NCAA** | Jim Calhoun | 20-11 | Louisiana State-- 3/14/91 | Minneapolis, MN | W, 79-62 |
| **(Sweet 16)** | | | Xavier-- 3/16/91 | Minneapolis, MN | W, 66-50 |
| | | | Duke-- 3/22/91 | Pontiac, MI | L, 81-67 |
| **1991-92--NCAA** | Jim Calhoun | 20-10 | Nebraska-- 3/19/92 | Cincinnati, OH | W, 86-65 |
| | | | Ohio State-- 3/21/92 | Cincinnati, OH | L, 55-78 |
| **1992-93-- NIT** | Jim Calhoun | 15-13 | Jackson State-- 3/19/93 | Storrs, CT | L, 88-90 (ot) |
| **1993-94--NCAA** | Jim Calhoun | 29-5 | Rider-- 3/17/94 | Uniondale, NY | W, 64-46 |
| **(Sweet 16)** | | | George Washington-- 3/19/94 | Uniondale, NY | W, 75-63 |
| | | | Florida-- 3/25/94 | Miami, FL | L, 60-69 (ot) |
| **1994-95--NCAA** | Jim Calhoun | 28-5 | Tenn.-Chattanooga-- 3/16/95 | Salt Lake City, UT | W, 100-71 |
| **(Elite Eight)** | | | Cincinnati-- 3/18/95 | Salt Lake City, UT | W, 96-91 |
| | | | Maryland-- 3/23/95 | Oakland, CA | W, 99-89 |
| | | | UCLA-- 3/25/95 | Oakland, CA | L, 96-102 |
| ***1995-96--NCAA** | Jim Calhoun | 30-2 | *Colgate-- 3/14/96 | Indianapolis, IN | W, 68-59 |
| **(Sweet 16)** | | | *Eastern Michigan-- 3/16/96 | Indianapolis, IN | W, 95-81 |
| | | | *Mississippi State-- 3/22/96 | Lexington, KY | L, 55-60 |

*-- results declared null and void by the NCAA

| | | | | | |
|---|---|---|---|---|---|
| **1996-97-- NIT** | Jim Calhoun | 18-15 | Iona-- 3/12/97 | Storrs, CT | W, 71-66 |
| **(NIT Semifinals--Third Place)** | | | Bradley-- 3/18/97 | Storrs, CT | W, 63-47 |
| | | | Nebraska-- 3/21/97 | Storrs, CT | W, 76-67 |
| | | | Florida State-- 3/25/97 | New York, NY | L, 66-71 (ot) |
| | | | Arkansas-- 3/27/97 | New York, NY | W, 74-64 |
| **1997-98--NCAA** | Jim Calhoun | 32-5 | Fairleigh Dickinson-- 3/12/98 | Washington, DC | W, 93-85 |
| **(Elite Eight)** | | | Indiana-- 3/14/98 | Washington, DC | W, 78-68 |
| | | | Washington-- 3/19/98 | Greensboro, NC | W, 75-74 |
| | | | North Carolina-- 3/21/98 | Greensboro, NC | L, 64-75 |
| **1998-99--NCAA** | Jim Calhoun | 34-2 | Texas/San Antonio- 3/11/99 | Denver, CO | W, 91-66 |
| **(NCAA National Champions)** | | | New Mexico- 3/13/99 | Denver, CO | W, 78-56 |
| | | | Iowa- 3/18/99 | Phoenix, AZ | W, 78-68 |
| | | | Gonzaga- 3/20/99 | Phoenix, AZ | W, 67-62 |
| | | | Ohio State- 3/27/99 | St. Petersburg, FL | W, 64-58 |
| | | | Duke- 3/29/99 | St. Petersburg, FL | W, 77-74 |
| **1999-00--NCAA** | Jim Calhoun | 25-10 | Utah State- 3/17/00 | Birmingham, AL | W, 75-67 |
| | | | Tennessee- 3/19/00 | Birmingham, AL | L, 65-51 |
| **2000-01- - NIT** | Jim Calhoun | 20-12 | South Carolina- 3/14/01 | Storrs, CT | W, 72-65 |
| | | | Detroit Mercy- 3/18/01 | Storrs, CT | L, 67-61 |

# ALL-TIME NATIONAL POSTSEASON TOURNAMENT RESULTS

| | | | | | |
|---|---|---|---|---|---|
| **2001-02--NCAA** | Jim Calhoun | 27-7 | Hampton- 3/15/02 | Washington, DC | W, 78-67 |
| **(Elite Eight)** | | | North Carolina State- 3/17/02 | Washington, DC | W, 77-74 |
| | | | Southern Illinois- 3/22/02 | Syracuse, NY | W, 71-59 |
| | | | Maryland- 3/24/02 | Syracuse, NY | L, 90-82 |
| **2002-03--NCAA** | Jim Calhoun | 23-10 | Brigham Young- 3/20/03 | Spokane, WA | W, 58-53 |
| **(Sweet 16)** | | | Stanford- 3/22/03 | Spokane, WA | W, 85-74 |
| | | | Texas- 3/28/03 | San Antonio, TX | L, 82-78 |
| **2003-04--NCAA** | Jim Calhoun | 33-6 | Vermont- 3/18/03 | Buffalo, NY | W, 70-53 |
| **(NCAA National Champions)** | | | DePaul- 3/20/03 | Buffalo, NY | W, 72-55 |
| | | | Vanderbilt- 3/25/04 | Phoenix, AZ | W, 73-53 |
| | | | Alabama- 3/27/04 | Phoenix, AZ | W, 87-71 |
| | | | Duke- 4/3/04 | San Antonio, TX | W, 79-78 |
| | | | Georgia Tech- 4/5/04 | San Antonio, TX | W, 82-73 |
| **2004-05--NCAA** | Jim Calhoun | 23-8 | Central Florida- 3/18/05 | Worcester, MA | W, 77-71 |
| | | | North Carolina State- 3/20/05 | Worcester, MA | L, 62-65 |
| **2005-06--NCAA** | Jim Calhoun | 30-4 | Albany-3/17/06 | Philadelphia, PA | W, 72-59 |
| **(Elite Eight)** | | | Kentucky- 3/19/06 | Philadelphia, PA | W, 87-83 |
| | | | Washington- 3/24/06 | Washington, DC | W, 98-92 (ot) |
| | | | George Mason- 3/26/06 | Washington, DC | L, 84-86 (ot) |
| **2007-08--NCAA** | Jim Calhoun | 24-9 | San Diego - 3/21/08 | Tampa, FL | L, 69-70 (ot) |
| **2008-09--NCAA** | Jim Calhoun | 31-5 | Chattanooga - 3/19/09 | Philadelphia, PA | W, 103-47 |
| **(Final Four)** | | | Texas A & M - 3/21/09 | Philadelphia, PA | W, 92-66 |
| | | | Purdue - 3/26/09 | Glendale, AZ | W, 72-60 |
| | | | Missouri - 3/28/09 | Glendale, AZ | W, 82-75 |
| | | | Michigan State - 4/4/09 | Detroit, Mich. | L, 73-82 |
| **2009-10--NIT** | Jim Calhoun | 18-16 | Northeastern - 3/16/10 | Storrs, CT | W, 59-57 |
| | | | Virginia Tech - 3/22/10 | Blacksburg, VA | L, 63-65 |
| **2010-11--NCAA** | Jim Calhoun | 32-9 | Bucknell - 3/17/11 | Washington, DC | W, 81-52 |
| **(NCAA National Champions)** | | | Cincinnati - 3/19/11 | Washington, DC | W, 69-58 |
| | | | San Diego State - 3/24/11 | Anaheim, CA | W, 74-67 |
| | | | Arizona -3/26/11 | Anaheim, CA | W, 65-63 |
| | | | Kentucky - 4/2/11 | Houston, TX | W, 56-55 |
| | | | Butler - 4/4/11 | Houston, TX | W, 53-41 |
| **2011-12--NCAA** | Jim Calhoun | 20-14 | Iowa State - 3/15/12 | Louisville, KY | L, 64-77 |
| **2013-14--NCAA** | Kevin Ollie | 32-8 | Saint Joseph's - 3/20/14 | Buffalo, N.Y. | W, 89-81 ot |
| **(NCAA National Champions)** | | | Villanova - 3/22/14 | Buffalo, N.Y. | W, 77-65 |
| | | | Iowa State - 3/28/14 | New York, N.Y. | W, 81-76 |
| | | | Michigan State - 3/30/14 | New York, N.Y. | W, 60-54 |
| | | | Florida - 4/5/14 | Arlington, Texas | W, 63-53 |
| | | | Kentucky - 4/7/14 | Arlington, Texas | W, 60-54 |
| **2014-15--NIT** | Kevin Ollie | 20-15 | Arizona State - 3/18/15 | Storrs, CT | L, 61-68 |
| **2015-16--NCAA** | Kevin Ollie | 25-11 | Colorado - 3/17/16 | Des Moines, Iowa | W, 74-67 |
| | | | Kansas - 3/19/16 | Des Moines, Iowa | L, 61-73 |
| **2020-21--NCAA** | Dan Hurley | 15-8 | Maryland - 3/20/21 | Weat Lafayette, Ind. | L, 54-63 |
| **2021-22--NCAA** | Dan Hurley | 23-10 | New Mexico State - 3/17/22 | Buffalo, N.Y. | L, 63-70 |
| **2022-23--NCAA** | Dan Hurley | 26-8 | Iona - 3/17/23 | Albany, N.Y. | W, 87-63 |
| | Dan Hurley | 27-8 | Saint Mary's - 3/19/23 | Albany, N.Y. | W, 70-55 |
| | Dan Hurley | 28-8 | Arkansas - 3/23/23 | Las Vegas, Nev. | W, 88-65 |
| | Dan Hurley | 29-8 | Gonzaga - 3/25/23 | Las Vegas, Nev. | W, 82-54 |

**NCAA Tournament Appearances (36); Record: 63-32^***

1951, 1954, 1956, 1957, 1958, 1959, 1960, 1963, 1964, 1965, 1967, 1976, 1979, 1990, 1991, 1992, 1994, 1995, 1996, 1998, 1999, 2000, 2002, 2003, 2004, 2005, 2006, 2008, 2009, 2011, 2012, 2014, 2016, 2021, 2022, 2023

**NCAA National Championship Game Appearances (4); Record: 4-0**

1999, 2004, 2011, 2014

**NCAA Final Four Appearances (6); Record: 8-1***

1999, 2004, 2009, 2011, 2014, 2023

**NCAA Elite Eight Appearances (12); Record: 6-6**

1964, 1990, 1995, 1998, 1999, 2002, 2004, 2006, 2009, 2011, 2014, 2023

**NCAA Sweet 16 Appearances (18); Record: 12-6**

1956, 1964, 1976, 1990, 1991, 1994, 1995, 1996, 1998, 1999, 2002, 2003, 2004, 2006, 2009, 2011, 2014, 2023

* -- Pending 2023 outcome; ^-- According to NCAA record book, 61-31, after 1996 win-loss result declared null and void by NCAA.

---

**NIT Appearances (13); Record: 15-12**

1955, 1974, 1975, 1980, 1981, 1982, 1988, 1989, 1993, 1997, 2001, 2010, 2015

**NIT Championship Game Appearances (1); Record: 1-0**

1988

**NIT Semifinal Appearances (2); Record: 1-1**

1988, 1997

**NIT Quarterfinal Appearances (4); Record: 2-2**

1974, 1988, 1989, 1997

## NCAA TOURNAMENT REGION AND SEED

**(seeding began in 1979)**

1951-East Region (lost in 1st Round)
1954-East Region (lost in 1st Round)
1956-East Region (advanced to Sweet 16)
1957-East Region (lost in 1st Round)
1958-East Region (lost in 1st Round)
1959-East Region (lost in 1st Round)
1960-East Region (lost in 1st Round)
1963-East Region (lost in 1st Round)
1964-East Region (advanced to Final 8)
1965-East Region (lost in 1st Round)
1967-East Region (lost in 1st Round)
1976-East Region (advanced to Sweet 16)
1979-No. 5 seed, East Region (lost in 1st Round)
1990-No. 1 seed, East Region (advanced to Final 8)
1991-No. 11 seed, Midwest Region (advanced to Sweet 16)
1992-No. 9 seed, Southeast Region (advanced to 2nd Round)
1994-No. 2 seed, East Region (advanced to Sweet 16)
1995-No. 2 seed, West Region (advanced to Final 8)
1996-No. 1 seed, Southeast Region (advanced to Sweet 16)
1998-No. 2 seed, East Region (advanced to Final 8)
**1999-No. 1 seed, West Region (won NCAA Championship)**
2000-No. 5 seed, South Region (advanced to 2nd Round)
2002-No. 2 seed, East Region (advanced to Final 8)
2003-No. 5 seed, South Region (advanced to Sweet 16)
**2004-No. 2 seed, Phoenix Region (won NCAA Championship)**
2005-No. 2 seed, Syracuse Region (advanced to 2nd Round)
2006-No. 1 seed, Wash. D.C. Region (advanced to Final 8)
2008-No. 4 seed, West Region (lost in 1st Round)
2009-No. 1 seed, West Region (advanced to NCAA Final Four)
**2011-No. 3 seed, West Region (won NCAA Championship)**
2012-No. 9 seed, South Region (lost in 1st Round)
**2014-No. 7 seed, East Region (won NCAA Championship)**
2016-No. 9 seed, South Region (advanced to 2nd Round)
2021-No. 7 seed, East Region (lost in 1st Round)
2022-No. 5 seed, West Region (lost in 1st Round)
2023-No. 4 seed, West Region (TBD)

***Rocker Bruce Springsteen helps celebrate UConn's success at a concert during the 2014 Final Four in North Texas.***

## POSTSEASON RECORDS VS. ALL OPPONENTS

| OPPONENT | NCAA | NIT | TOTAL |
|---|---|---|---|
| Alabama | 1-0 | -- | 1-0 |
| Ala.-Birmingham | -- | 0-1 | 0-1 |
| Albany | 1-0 | -- | 1-0 |
| Arizona | 1-0 | -- | 1-0 |
| Arizona State | -- | 0-1 | 0-1 |
| Arkansas | 1-0 | 1-0 | 2-0 |
| Boston College | 0-1 | 1-1 | 1-2 |
| Boston University | 1-1 | -- | 1-1 |
| Bradley | -- | 1-0 | 1-0 |
| Brigham Young | 1-0 | -- | 1-0 |
| Bucknell | 1-0 | -- | 1-0 |
| Butler | 1-0 | -- | 1-0 |
| California | 1-0 | 1-0 | 2-0 |
| Central Florida | 1-0 | -- | 1-0 |
| Cincinnati | 2-0 | -- | 2-0 |
| Clemson | 1-0 | -- | 1-0 |
| Colgate | *1-0 | -- | *1-0 |
| Colorado | 1-0 | -- | 1-0 |
| Dartmouth | 0-2 | -- | 0-2 |
| Dayton | -- | 0-1 | 0-1 |
| DePaul | 1-0 | -- | 1-0 |
| Detroit Mercy | -- | 0-1 | 0-1 |
| Duke | 2-3 | -- | 2-3 |
| Eastern Michigan | *1-0 | -- | *1-0 |
| Fairleigh Dickinson | 1-0 | -- | 1-0 |
| Florida | 1-1 | -- | 1-1 |
| Florida State | -- | 0-1 | 0-1 |
| George Mason | 0-1 | -- | 0-1 |
| George Washington | 1-0 | -- | 1-0 |
| Georgia Tech | 1-0 | -- | 1-0 |
| Gonzaga | 2-0 | -- | 2-0 |
| Hampton | 1-0 | -- | 1-0 |
| Hofstra | 1-0 | -- | 1-0 |
| Indiana | 1-0 | -- | 1-0 |
| Iona | 1-0 | 1-0 | 2-0 |
| Iowa | 1-0 | -- | 1-0 |
| Iowa State | 1-1 | -- | 1-1 |
| Jackson State | -- | 0-1 | 0-1 |
| Kansas | 0-1 | -- | 0-1 |
| Kentucky | 3-0 | -- | 3-0 |
| Louisiana State | 1-0 | -- | 1-0 |
| Louisiana Tech | -- | 1-0 | 1-0 |
| Manhattan | 1-0 | -- | 1-0 |
| Maryland | 1-2 | -- | 1-2 |
| Michigan State | 1-1 | -- | 1-1 |
| Minnesota | -- | 0-1 | 0-1 |
| Mississippi State | *0-1 | -- | *0-1 |
| Missouri | 1-0 | -- | 1-0 |
| Navy | 0-1 | -- | 0-1 |
| Nebraska | 1-0 | 1-0 | 2-0 |
| New York University | 0-1 | -- | 0-1 |
| New Mexico | 1-0 | -- | 1-0 |
| New Mexico State | 0-1 | -- | 0-1 |
| North Carolina | 0-1 | -- | 0-1 |
| UNC-Charlotte | -- | 1-0 | 1-0 |
| North Carolina State | 1-1 | -- | 1-1 |
| Northeastern | -- | 1-0 | 1-0 |
| Ohio State | 1-1 | 1-0 | 2-1 |
| Princeton | 1-0 | -- | 1-0 |
| Purdue | 1-0 | -- | 1-0 |
| Rider College | 1-0 | -- | 1-0 |
| Rutgers | 0-1 | -- | 0-1 |
| Saint Joseph's | 1-1 | -- | 1-1 |
| Saint Mary's | 1-0 | -- | 1-0 |
| St. John's | 0-1 | 1-0 | 1-1 |
| St. Louis | -- | 0-1 | 0-1 |
| St. Peter's | -- | 0-1 | 0-1 |
| San Diego | 0-1 | -- | 0-1 |
| San Diego State | 1-0 | -- | 1-0 |
| South Carolina | -- | 1-1 | 1-1 |
| South Florida | -- | 1-0 | 1-0 |
| Southern Illinois | 1-0 | -- | 1-0 |
| Stanford | 1-0 | -- | 1-0 |
| Syracuse | 0-2 | -- | 0-2 |
| Temple | 1-1 | -- | 1-1 |
| Tennessee | 0-1 | - | 0-1 |
| Tenn-Chattanooga | 2-0 | -- | 2-0 |
| Texas | 0-1 | -- | 0-1 |
| Texas A & M | 1-0 | -- | 1-0 |
| Tex-San Antonio | 1-0 | -- | 1-0 |
| UCLA | 0-1 | -- | 0-1 |
| Utah State | 1-0 | - | 1-0 |
| Vanderbilt | 1-0 | -- | 1-0 |
| Vermont | 1-0 | -- | 1-0 |
| Villanova | 1-0 | - | 1-0 |
| Virginia Commonwealth | -- | 1-0 | 1-0 |
| Virginia Tech | -- | 0-1 | 0-1 |
| Washington | 2-0 | -- | 2-0 |
| West Virginia | 0-1 | 1-0 | 1-1 |
| Xavier | 1-0 | -- | 1-0 |

*-- 1996 result declared null and void by NCAA

# NCAA TOURNAMENT GAME-BY-GAME STATISTICS

| | | Pts. | FG-FGA | Pct. | 3FG/A | Pct. | FT/A | Pct. | O-D | Total | PF | Ast. | TO | Blk | Stl. |
|---|---|---|---|---|---|---|---|---|---|---|---|---|---|---|---|
| Connecticut | | 52 | 19-63 | .302 | - | - | 14-21 | .667 | -- | 21 | 16 | 15 | -- | -- | -- |
| St. John's | (1951) | 63 | 24-63 | .381 | - | - | 15-20 | .750 | -- | 56 | 19 | 15 | -- | -- | -- |
| Connecticut | | 80 | 29-NA | .NA | - | - | 22-30 | .733 | -- | -- | 22 | -- | -- | -- | -- |
| Navy | (1954) | 85 | 31-NA | .NA | - | - | 23-32 | .719 | -- | -- | 22 | -- | -- | -- | -- |
| Connecticut | | 84 | 32-NA | .NA | - | - | 20-25 | .800 | -- | -- | 14 | -- | -- | -- | -- |
| Manhattan | (1956) | 75 | 31-NA | .NA | - | - | 13-25 | .520 | -- | -- | 14 | -- | -- | -- | -- |
| Connecticut | | 59 | 23-83 | .277 | - | - | 13-24 | .542 | -- | 46 | 13 | 10 | -- | -- | -- |
| Temple | (1956) | 65 | 27-81 | .333 | - | - | 11-19 | .579 | -- | 76 | 16 | 18 | -- | -- | -- |
| Connecticut | | 64 | 23-77 | .299 | - | - | 18-28 | .643 | -- | 49 | 18 | 10 | -- | -- | -- |
| Dartmouth | (1956) | 85 | 32-66 | .485 | - | - | 21-30 | .700 | -- | 46 | 16 | 18 | -- | -- | -- |
| Connecticut | | 76 | 29-NA | .NA | - | - | 18-24 | .750 | -- | -- | 12 | -- | -- | -- | -- |
| Syracuse | (1957) | 82 | 33-NA | .NA | - | - | 16-25 | .640 | -- | -- | 14 | -- | -- | -- | -- |
| Connecticut | | 64 | 24-70 | .343 | - | - | 16-22 | .727 | -- | 36 | 16 | -- | -- | -- | -- |
| Dartmouth | (1958) | 75 | 31-67 | .463 | - | - | 13-22 | .591 | -- | 40 | 16 | -- | -- | -- | -- |
| Connecticut | | 58 | 18-NA | .NA | - | - | 22-29 | .759 | -- | NA | 21 | -- | -- | -- | -- |
| BU | (1959) | 60 | 18-NA | .NA | - | - | 24-33 | .727 | -- | NA | 22 | -- | -- | -- | -- |
| Connecticut | | 59 | 21-75 | .280 | - | - | 17-22 | .773 | -- | 42 | 15 | 4 | -- | -- | -- |
| NYU | (1960) | 78 | 30-64 | .468 | - | - | 18-23 | .783 | -- | 57 | 18 | 12 | -- | -- | -- |
| Connecticut | | 71 | 26-75 | .347 | - | - | 19-29 | .655 | -- | 54 | 20 | 8 | -- | -- | -- |
| West Virginia | (1963) | 77 | 28-61 | .459 | - | - | 21-29 | .724 | -- | 46 | 19 | 12 | -- | -- | -- |
| Connecticut | | 53 | 23-66 | .349 | - | - | 7-15 | .467 | -- | 50 | 7 | 11 | -- | -- | -- |
| Temple | (1964) | 48 | 20-62 | .323 | - | - | 8-11 | .727 | -- | 46 | 13 | 7 | -- | -- | -- |
| Connecticut | | 52 | 19-44 | .432 | - | - | | 14-19 | .737 | -- | 28 | 11 | 4 | -- | -- -- |
| Princeton | (1964) | 50 | 20-48 | .417 | - | - | 10-11 | .909 | -- | 25 | 13 | 3 | -- | -- | -- |
| Connecticut | | 54 | 21-69 | .304 | - | - | 12-23 | .522 | -- | 32 | 18 | 9 | 22 | -- | -- |
| Duke | (1964) | 101 | 43-75 | .573 | - | - | 15-21 | .714 | -- | 41 | 21 | 22 | 12 | -- | -- |
| Connecticut | | 61 | 26-63 | .413 | - | - | 9-16 | .563 | -- | 46 | 13 | 11 | -- | -- | -- |
| St. Joseph's | (1965) | 67 | 28-63 | .444 | - | - | 11-15 | .733 | -- | 37 | 14 | 16 | -- | -- | -- |
| Connecticut | | 42 | 16-35 | .457 | - | - | 10-14 | .714 | -- | 20 | 16 | NA | -- | -- | -- |
| BC | (1967) | 48 | 16-26 | .615 | - | - | 16-25 | .640 | -- | 22 | 15 | NA | -- | -- | -- |
| Connecticut (OT) | | 80 | 32-64 | .500 | - | - | 16-26 | .615 | -- | 40 | 19 | 20 | -- | -- | -- |
| Hofstra | (1976) | 78 | 33-63 | .524 | - | - | 12-20 | .600 | -- | 33 | 24 | 15 | -- | -- | -- |
| Connecticut | | 79 | 30-73 | .411 | - | - | 19-22 | .864 | -- | 44 | 19 | 5 | -- | -- | -- |
| Rutgers | (1976) | 93 | 39-82 | .476 | - | - | 15-23 | .652 | -- | 45 | 22 | 11 | -- | -- | -- |
| Connecticut | | 81 | 27-80 | .338 | - | - | 27-31 | .871 | -- | 46 | 21 | 14 | 17 | 3 | 14 |
| Syracuse | (1979) | 89 | 37-62 | .597 | - | - | 15-22 | .682 | -- | 43 | 23 | 22 | 27 | 2 | 9 |
| Connecticut | | 76 | 27-69 | .391 | 5-13 | .385 | 17-26 | .654 | 22-22 | 44 | 12 | 12 | 11 | 2 | 19 |
| BU | (1990) | 52 | 22-51 | .431 | 4-7 | .571 | 4-8 | .500 | 10-27 | 37 | 18 | 13 | 27 | 3 | 4 |
| Connecticut | | 74 | 24-63 | .381 | 7-17 | .412 | 19-25 | .760 | 15-17 | 32 | 21 | 11 | 11 | 6 | 16 |
| California | (1990) | 54 | 19-39 | .487 | 2-12 | .167 | 14-22 | .636 | 7-26 | 33 | 19 | 11 | 28 | 3 | 2 |
| Connecticut | | 71 | 28-64 | .438 | 4-10 | .400 | 11-15 | .733 | 16-20 | 36 | 23 | 16 | 19 | 1 | 7 |
| Clemson | (1990) | 70 | 25-56 | .446 | 4-12 | .333 | 16-25 | .640 | 17-23 | 40 | 16 | 11 | 20 | 4 | 9 |
| Connecticut (OT) | | 78 | 32-68 | .471 | 3-14 | .214 | 11-12 | .917 | 13-32 | 45 | 26 | 16 | 19 | 6 | 6 |
| Duke | (1990) | 79 | 25-64 | .391 | 4-13 | .308 | 25-32 | .781 | 12-24 | 36 | 16 | 15 | 12 | 3 | 9 |
| Connecticut | | 79 | 31-59 | .525 | 4-8 | .500 | 13-24 | .542 | 13-31 | 44 | 16 | 21 | 14 | 5 | 9 |
| LSU | (1991) | 62 | 24-75 | .320 | 4-19 | .211 | 10-15 | .667 | 24-22 | 46 | 19 | 13 | 14 | 6 | 7 |
| Connecticut | | 66 | 24-51 | .471 | 3-11 | .273 | 15-24 | .625 | 10-24 | 34 | 13 | 10 | 16 | 4 | 14 |
| Xavier | (1991) | 50 | 20-58 | .345 | 4-18 | .222 | 6-11 | .546 | 18-19 | 37 | 19 | 11 | 21 | 1 | 7 |
| Connecticut | | 67 | 24-60 | .400 | 9-20 | .450 | 10-18 | .556 | 16-16 | 32 | 26 | 14 | 18 | 1 | 7 |
| Duke | (1991) | 81 | 25-45 | .556 | 7-12 | .583 | 24-33 | .727 | 17-22 | 39 | 19 | 16 | 21 | 5 | 5 |
| Connecticut | | 86 | 36-73 | .493 | 7-18 | .389 | 7-11 | .636 | 11-29 | 40 | 18 | 13 | 6 | 3 | 5 |
| Nebraska | (1992) | 65 | 25-72 | .347 | 4-15 | .267 | 11-20 | .550 | 21-28 | 49 | 12 | 14 | 15 | 5 | 2 |
| Connecticut | | 55 | 25-68 | .368 | 0-10 | .000 | 5-8 | .625 | 18-23 | 42 | 19 | 2 | 17 | 4 | 7 |
| Ohio St. | (1992) | 78 | 23-66 | .439 | 6-15 | .400 | 14-21 | .667 | 16-25 | 41 | 13 | 12 | 13 | 0 | 6 |

# NCAA TOURNAMENT GAME-BY-GAME STATISTICS

| | | Pts. | FG-FGA | Pct. | 3FG/A | Pct. | FT/A | Pct. | O-D | Total | PF | Ast. | TO | Blk | Stl. |
|---|---|---|---|---|---|---|---|---|---|---|---|---|---|---|---|
| Connecticut | | 64 | 23-50 | .460 | 2-8 | .250 | 16-22 | .727 | 17-21 | 38 | 15 | 8 | 17 | 2 | 9 |
| Rider | (1994) | 46 | 19-55 | .346 | 2-15 | .133 | 6-8 | .750 | 16-14 | 30 | 20 | 9 | 19 | 1 | 4 |
| Connecticut | | 75 | 22-57 | .386 | 5-12 | .417 | 26-32 | .813 | 15-33 | 48 | 20 | 17 | 12 | 3 | 6 |
| George Wash. | (1994) | 63 | 21-73 | .288 | 5-28 | .179 | 16-21 | .762 | 23-22 | 45 | 23 | 5 | 9 | 1 | 5 |
| Connecticut (OT) | | 60 | 21-55 | .382 | 2-17 | .118 | 16-22 | .727 | 11-32 | 43 | 20 | 15 | 23 | 10 | 6 |
| Florida | (1994) | 69 | 25-67 | .373 | 3-12 | .250 | 16-25 | .640 | 15-25 | 40 | 16 | 14 | 16 | 1 | 12 |
| Connecticut | | 100 | 32-63 | .508 | 7-15 | .467 | 29-34 | .853 | 13-41 | 54 | 24 | 23 | 19 | 6 | 9 |
| UT-Chattanooga | (1995) | 71 | 22-81 | .272 | 5-38 | .132 | 22-27 | .815 | 21-20 | 41 | 23 | 11 | 11 | 3 | 7 |
| Connecticut | | 96 | 35-62 | .565 | 6-13 | .462 | 20-24 | .833 | 13-22 | 35 | 14 | 20 | 13 | 2 | 7 |
| Cincinnati | (1995) | 91 | 34-71 | .479 | 15-30 | .500 | 8-10 | .800 | 17-16 | 33 | 21 | 22 | 15 | 3 | 3 |
| Connecticut | | 99 | 36-74 | .487 | 6-14 | .429 | 21-33 | .636 | 20-23 | 43 | 15 | 22 | 9 | 2 | 6 |
| Maryland | (1995) | 89 | 38-83 | .458 | 4-20 | .200 | 9-14 | .643 | 25-24 | 49 | 24 | 22 | 16 | 2 | 3 |
| Connecticut | | 96 | 33-76 | .434 | 7-22 | .318 | 23-27 | .852 | 20-25 | 45 | 26 | 17 | 17 | 0 | 5 |
| UCLA | (1995) | 102 | 36-66 | .546 | 2-11 | .182 | 28-39 | .718 | 10-24 | 34 | 22 | 23 | 9 | 2 | 9 |
| Connecticut | | 68 | 28-64 | .438 | 6-15 | .400 | 6-13 | .462 | 16-25 | 41 | 12 | 16 | 13 | 10 | 8 |
| Colgate | (1996) | 59 | 22-63 | .349 | 9-21 | .429 | 6-9 | .667 | 15-21 | 36 | 13 | 9 | 17 | 7 | 2 |
| Connecticut | | 95 | 34-63 | .540 | 7-14 | .500 | 20-28 | .714 | 22-23 | 45 | 11 | 19 | 14 | 6 | 3 |
| E. Michigan | (1996) | 81 | 31-66 | .470 | 9-23 | .391 | 10-15 | .667 | 15-12 | 27 | 26 | 11 | 10 | 4 | 8 |
| Connecticut | | 55 | 22-68 | .324 | 7-20 | .350 | 4-6 | .667 | 23-22 | 45 | 14 | 11 | 12 | 4 | 3 |
| MIss. St. | (1996) | 60 | 23-56 | .411 | 7-15 | .467 | 7-10 | .700 | 11-24 | 35 | 13 | 14 | 10 | 7 | 5 |
| Connecticut | | 93 | 27-61 | .443 | 7-14 | .500 | 32-43 | .744 | 15-25 | 40 | 21 | 14 | 12 | 3 | 11 |
| FDU | (1998) | 85 | 28-62 | .452 | 10-28 | .357 | 19-30 | .633 | 15-23 | 38 | 16 | 14 | 11 | 1 | 8 |
| Connecticut | | 78 | 29-59 | .492 | 7-20 | .350 | 13-18 | .722 | 14-20 | 34 | 17 | 17 | 12 | 0 | 4 |
| Indiana | (1998) | 68 | 24-50 | .480 | 4-14 | .286 | 16-18 | .889 | 6-20 | 26 | 16 | 14 | 11 | 1 | 8 |
| Connecticut | | 75 | 25-52 | .481 | 4-14 | .286 | 21-23 | .913 | 9-23 | 32 | 23 | 9 | 15 | 4 | 5 |
| Washington | (1998) | 74 | 28-62 | .452 | 2-10 | .200 | 16-20 | .800 | 14-19 | 33 | 17 | 12 | 11 | 3 | 2 |
| Connecticut | | 64 | 23-58 | .397 | 8-24 | .333 | 10-15 | .667 | 12-18 | 30 | 14 | 11 | 12 | 1 | 4 |
| North Carolina | (1998) | 75 | 31-63 | .492 | 4-14 | .286 | 9-11 | .818 | 14-25 | 39 | 10 | 17 | 8 | 5 | 4 |
| Connecticut | | 91 | 37-67 | .552 | 5-13 | .385 | 12-15 | .800 | 11-32 | 43 | 19 | 23 | 15 | 10 | 12 |
| TX-San Antonio | (1999) | 66 | 25-61 | .410 | 3-17 | .176 | 13-26 | .500 | 13-20 | 33 | 14 | 11 | 18 | 4 | 8 |
| Connecticut | | 78 | 28-62 | .452 | 6-17 | .353 | 16-20 | .800 | 13-32 | 45 | 16 | 12 | 10 | 3 | 2 |
| New Mexico | (1999) | 56 | 15-57 | .263 | 4-21 | .190 | 22-25 | .880 | 10-23 | 33 | 16 | 8 | 10 | 2 | 4 |
| Connecticut | | 78 | 26-48 | .542 | 6-13 | .462 | 20-24 | .833 | 5-21 | 26 | 16 | 18 | 12 | 2 | 5 |
| Iowa | (1999) | 68 | 25-61 | .410 | 8-23 | .348 | 10-16 | .625 | 16-16 | 32 | 21 | 11 | 15 | 0 | 6 |
| Connecticut | | 67 | 24-65 | .369 | 0-9 | .000 | 19-27 | .704 | 21-26 | 47 | 18 | 12 | 11 | 2 | 5 |
| Gonzaga | (1999) | 62 | 20-57 | .351 | 5-21 | .238 | 17-22 | .773 | 13-20 | 33 | 23 | 10 | 12 | 5 | 8 |
| Connecticut | | 64 | 26-55 | .473 | 1-6 | .167 | 11-15 | .733 | 11-28 | 39 | 21 | 9 | 14 | 3 | 6 |
| Ohio State | (1999) | 58 | 23-63 | .365 | 3-14 | .214 | 9-18 | .500 | 17-18 | 35 | 16 | 14 | 11 | 6 | 5 |
| Connecticut | | 77 | 32-61 | .525 | 3-8 | .375 | 10-18 | .556 | 14-27 | 41 | 20 | 11 | 16 | 6 | 4 |
| Duke | (1999) | 74 | 23-56 | .411 | 7-19 | .368 | 21-27 | .778 | 10-21 | 31 | 19 | 10 | 12 | 4 | 6 |
| Connecticut | | 75 | 28-58 | .483 | 3-8 | .375 | 16-22 | .727 | 15-22 | 37 | 10 | 8 | 14 | 3 | 10 |
| Utah State | (2000) | 67 | 25-55 | .455 | 6-17 | .353 | 11-12 | .917 | 8-14 | 22 | 17 | 11 | 15 | 0 | 6 |
| Connecticut | | 51 | 22-57 | .386 | 4-12 | .333 | 3-4 | .750 | 14-23 | 37 | 20 | 4 | 15 | 1 | 1 |
| Tennessee | (2000) | 65 | 21-47 | .447 | 7-17 | .412 | 16-23 | .696 | 6-20 | 26 | 9 | 15 | 8 | 3 | 7 |
| Connecticut | | 78 | 28-55 | .509 | 6-14 | .429 | 16-24 | .667 | 11-32 | 43 | 13 | 17 | 15 | 7 | 5 |
| Hampton | (2002) | 67 | 24-68 | .353 | 9-22 | .409 | 10-14 | .714 | 14-20 | 34 | 19 | 17 | 8 | 0 | 10 |
| Connecticut | | 77 | 26-42 | .619 | 4-8 | .500 | 21-22 | .955 | 7-23 | 30 | 13 | 14 | 21 | 8 | 8 |
| N. Carolina St. | (2002) | 74 | 26-64 | .406 | 11-26 | .423 | 11-15 | .733 | 17-10 | 27 | 17 | 14 | 11 | 0 | 9 |
| Connecticut | | 71 | 24-52 | .462 | 5-9 | .556 | 18-30 | .600 | 13-25 | 38 | 22 | 14 | 14 | 2 | 6 |
| Southern Illinois | (2002) | 59 | 23-60 | .383 | 1-14 | .071 | 12-21 | .571 | 18-22 | 40 | 27 | 11 | 12 | 1 | 5 |
| Connecticut | | 82 | 25-55 | .455 | 7-17 | .412 | 25-34 | .735 | 14-17 | 31 | 23 | 12 | 14 | 5 | 3 |
| Maryland | (2002) | 90 | 27-53 | .509 | 5-9 | .556 | 31-35 | .886 | 10-23 | 33 | 23 | 14 | 13 | 2 | 7 |

# NCAA TOURNAMENT GAME-BY-GAME STATISTICS

| | | Pts. | FG-FGA | Pct. | 3FG/A | Pct. | FT/A | Pct. | O-D | Total | PF | Ast. | TO | Blk | Stl. |
|---|---|---|---|---|---|---|---|---|---|---|---|---|---|---|---|
| Connecticut | | 58 | 17-52 | 32.7 | 4-14 | 28.6 | 20-27 | 74.1 | 12-29 | 41 | 16 | 8 | 14 | 8 | 3 |
| Brigham Young | (2003) | 53 | 20-64 | 31.3 | 2-17 | 11.8 | 11-13 | 84.6 | 15-26 | 41 | 22 | 11 | 11 | 4 | 8 |
| Connecticut | | 85 | 31-68 | 45.6 | 6-10 | 60.0 | 17-21 | 81.0 | 17-26 | 43 | 13 | 12 | 9 | 1 | 4 |
| Stanford | (2003) | 74 | 27-62 | 43.5 | 8-23 | 34.8 | 12-17 | 70.6 | 11-22 | 33 | 18 | 12 | 11 | 6 | 2 |
| Connecticut | | 78 | 30-71 | 42.3 | 4-13 | 30.8 | 14-25 | 56.0 | 14-27 | 41 | 21 | 13 | 11 | 8 | 7 |
| Texas | (2003) | 82 | 24-69 | 34.8 | 5-18 | 27.8 | 29-36 | 80.6 | 21-31 | 52 | 21 | 13 | 10 | 5 | 5 |
| Connecticut | | 70 | 26-52 | 50.0 | 6-14 | 42.9 | 12-23 | 52.2 | 11-31 | 42 | 8 | 13 | 13 | 3 | 6 |
| Vermont | (2004) | 53 | 19-60 | 31.7 | 11-32 | 34.4 | 4-6 | 66.7 | 11-18 | 29 | 19 | 10 | 12 | 1 | 7 |
| Connecticut | | 72 | 26-60 | 43.3 | 5-16 | 31.3 | 15-23 | 65.2 | 13-31 | 44 | 15 | 15 | 5 | 5 | 5 |
| DePaul | (2004) | 55 | 20-59 | 33.9 | 5-15 | 33.3 | 10-13 | 76.9 | 9-26 | 35 | 20 | 12 | 8 | 0 | 1 |
| Connecticut | | 73 | 27-51 | 52.9 | 6-17 | 35.3 | 13-15 | 86.7 | 11-33 | 44 | 10 | 14 | 18 | 4 | 6 |
| Vanderbilt | (2004) | 53 | 20-57 | 35.1 | 8-24 | 33.3 | 5-8 | 62.5 | 6-15 | 21 | 14 | 11 | 11 | 0 | 8 |
| Connecticut | | 87 | 29-60 | 48.3 | 10-17 | 58.8 | 19-29 | 65.5 | 15-25 | 40 | 18 | 17 | 7 | 7 | 3 |
| Alabama | (2004) | 71 | 25-60 | 41.7 | 6-19 | 31.6 | 15-18 | 83.3 | 12-21 | 33 | 23 | 14 | 9 | 5 | 2 |
| Connecticut | | 79 | 26-52 | 50.0 | 6-11 | 54.5 | 21-32 | 65.6 | 13-31 | 44 | 20 | 9 | 18 | 6 | 5 |
| Duke | (2004) | 78 | 29-71 | 40.8 | 6-22 | 27.3 | 14-23 | 60.9 | 17-20 | 37 | 24 | 11 | 9 | 3 | 8 |
| Connecticut | | 82 | 26-61 | 42.6 | 5-17 | 29.4 | 25-39 | 64.1 | 18-32 | 50 | 18 | 10 | 16 | 2 | 5 |
| Georgia Tech | (2004) | 73 | 27-71 | 38.0 | 7-22 | 31.8 | 12-21 | 57.1 | 18-25 | 43 | 26 | 9 | 14 | 1 | 10 |
| Connecticut | | 77 | 29-58 | 50.0 | 3-6 | 50.0 | 16-25 | 64.0 | 14-29 | 43 | 13 | 17 | 13 | 6 | 7 |
| Central Florida | (2005) | 71 | 21-61 | 34.4 | 11-28 | 39.3 | 18-21 | 85.7 | 12-17 | 29 | 21 | 16 | 10 | 6 | 10 |
| Connecticut | | 62 | 22-52 | 42.3 | 2-14 | 14.3 | 16-18 | 88.9 | 9-22 | 31 | 16 | 9 | 14 | 4 | 3 |
| N.C. State | (2005) | 65 | 20-50 | 40.0 | 10-20 | 40.0 | 15-17 | 88.2 | 7-9 | 26 | 18 | 13 | 13 | 4 | 10 |
| Connecticut | | 72 | 27-46 | 58.7 | 8-16 | 50.0 | 10-13 | 76.9 | 7-21 | 28 | 9 | 17 | 16 | 5 | 6 |
| Albany | (2006) | 59 | 24-52 | 46.2 | 4-15 | 26.7 | 7-8 | 87.5 | 8-14 | 22 | 14 | 12 | 12 | 1 | 11 |
| Connecticut | | 87 | 31-62 | 50.0 | 4-13 | 30.8 | 21-30 | 70.0 | 13-22 | 35 | 16 | 16 | 12 | 1 | 7 |
| Kentucky | (2006) | 83 | 29-62 | 46.8 | 8-24 | 33.3 | 17-18 | 94.4 | 11-23 | 34 | 21 | 15 | 14 | 1 | 7 |
| Connecticut (OT) | | 98 | 27-51 | 52.9 | 10-19 | 52.6 | 34-47 | 72.3 | 10-32 | 42 | 21 | 15 | 26 | 5 | 7 |
| Washington | (2006) | 92 | 34-80 | 42.5 | 6-20 | 30.0 | 18-23 | 78.3 | 17-21 | 38 | 33 | 9 | 17 | 3 | 19 |
| Connecticut (OT) | | 84 | 31-66 | 47.0 | 7-22 | 31.8 | 15-19 | 78.9 | 14-20 | 34 | 20 | 15 | 9 | 7 | 6 |
| George Mason | (2006) | 86 | 30-60 | 50.0 | 9-18 | 50.0 | 17-25 | 68.0 | 15-22 | 37 | 17 | 13 | 11 | 2 | 6 |
| Connecticut (OT) | | 69 | 25-58 | 43.1 | 3-6 | 50.0 | 16-20 | 80.0 | 16-26 | 42 | 16 | 14 | 15 | 4 | 5 |
| San Diego | (2008) | 70 | 31-65 | 47.7 | 4-12 | 33.3 | 4-7 | 57.1 | 11-19 | 30 | 21 | 13 | 11 | 4 | 11 |
| Connecticut | | 103 | 37-71 | 52.1 | 6-24 | 25.0 | 23-39 | 59.0 | 17-41 | 58 | 11 | 28 | 10 | 6 | 12 |
| Chattanooga | (2009) | 47 | 17-66 | 25.8 | 5-25 | 20.0 | 8-10 | 80.0 | 9-25 | 34 | 28 | 11 | 19 | 2 | 5 |
| Connecticut | | 92 | 33-57 | 57.9 | 5-10 | 50.0 | 21-27 | 77.8 | 12-27 | 39 | 16 | 20 | 9 | 5 | 3 |
| Texas A&M | (2009) | 66 | 26-63 | 41.3 | 3-15 | 20.0 | 11-17 | 64.7 | 12-16 | 28 | 22 | 17 | 7 | 3 | 3 |
| Connecticut | | 72 | 25-56 | 44.6 | 3-8 | 37.5 | 19-30 | 63.3 | 14-34 | 48 | 12 | 19 | 13 | 6 | 6 |
| Purdue | (2009) | 60 | 24-66 | 36.4 | 6-23 | 26.1 | 6-11 | 54.5 | 9-24 | 33 | 26 | 12 | 9 | 2 | 7 |
| Connecticut | | 82 | 27-53 | 50.9 | 2-12 | 16.7 | 26-32 | 81.3 | 11-36 | 47 | 13 | 15 | 17 | 8 | 3 |
| Missouri | (2009) | 75 | 32-76 | 42.1 | 5-18 | 27.8 | 6-12 | 50.0 | 12-20 | 32 | 24 | 21 | 6 | 1 | 10 |
| Connecticut | | 73 | 25-59 | 42.4 | 2-6 | 33.3 | 21-33 | 63.6 | 16-26 | 42 | 18 | 8 | 16 | 7 | 5 |
| Michigan St. | (2009) | 82 | 31-72 | 43.1 | 6-19 | 31.6 | 14-20 | 70.0 | 18-24 | 42 | 25 | 18 | 11 | 3 | 11 |
| Connecticut | | 81 | 32-66 | 48.5 | 9-24 | 37.5 | 8-9 | 88.9 | 13-36 | 49 | 13 | 20 | 6 | 6 | 5 |
| Bucknell | (2011) | 52 | 16-51 | 31.4 | 7-21 | 33.3 | 13-15 | 86.7 | 1-22 | 23 | 10 | 6 | 5 | 1 | 3 |
| Connecticut | | 69 | 19-44 | 43.2 | 6-16 | 37.5 | 25-30 | 83.3 | 9-26 | 35 | 13 | 10 | 9 | 3 | 3 |
| Cincinnati | (2011) | 58 | 22-55 | 40.0 | 4-14 | 28.6 | 10-14 | 71.4 | 9-16 | 25 | 19 | 12 | 8 | 2 | 5 |
| Connecticut | | 74 | 27-57 | 47.4 | 8-16 | 50.0 | 12-16 | 75.0 | 9-26 | 35 | 16 | 13 | 9 | 3 | 5 |
| San Diego State | (2011) | 67 | 27-64 | 42.2 | 7-22 | 31.8 | 6-13 | 46.2 | 15-22 | 37 | 14 | 14 | 9 | 1 | 4 |
| Connecticut | | 65 | 23-56 | 41.1 | 5-17 | 29.4 | 14-18 | 77.8 | 11-20 | 31 | 15 | 10 | 5 | 6 | 5 |
| Arizona | (2011) | 63 | 24-61 | 39.3 | 4-21 | 19.0 | 11-16 | 68.8 | 19-23 | 42 | 12 | 14 | 9 | 1 | 3 |

# NCAA TOURNAMENT GAME-BY-GAME STATISTICS

| | | Pts. | FG-FGA | Pct. | 3FG/A | Pct. | FT/A | Pct. | O-D | Total | PF | Ast. | TO | Blk | Stl. |
|---|---|---|---|---|---|---|---|---|---|---|---|---|---|---|---|
| Connecticut | | 56 | 23-49 | 46.9 | 1-12 | 08.3 | 9-11 | 81.8 | 6-32 | 38 | 13 | 16 | 15 | 3 | 5 |
| Kentucky | (2011) | 55 | 21-62 | 33.9 | 9-27 | 33.3 | 4-12 | 33.3 | 15-22 | 37 | 12 | 12 | 10 | 3 | 11 |
| Connecticut | | 53 | 19-55 | 34.5 | 1-11 | 09.1 | 14-16 | 87.5 | 17-36 | 53 | 15 | 6 | 11 | 10 | 4 |
| Butler | (2011) | 41 | 12-64 | 18.8 | 9-33 | 27.3 | 8-14 | 57.1 | 20-21 | 41 | 17 | 5 | 6 | 2 | 8 |
| Connecticut | | 64 | 21-56 | 37.5 | 7-19 | 36.8 | 15-22 | 68.2 | 8-16 | 24 | 17 | 8 | 4 | 5 | 7 |
| Iowa State | (2012) | 77 | 26-54 | 48.1 | 6-16 | 37.5 | 19-20 | 95.0 | 12-29 | 41 | 15 | 10 | 11 | 4 | 2 |
| Connecticut | | 89 | 30-66 | 45.5 | 11-24 | 45.8 | 18-20 | 90.0 | 12-22 | 34 | 21 | 13 | 9 | 2 | 6 |
| Saint Joseph's | (2014) | 81, ot | 27-54 | 50.0 | 7-21 | 33.3 | 20-27 | 74.1 | 9-24 | 33 | 22 | 12 | 14 | 2 | 3 |
| Connecticut | | 77 | 23-52 | 44.2 | 9-20 | 45.0 | 22-28 | 78.6 | 7-29 | 36 | 17 | 10 | 11 | 2 | 11 |
| Villanova | (2014) | 65 | 18-51 | 35.3 | 11-31 | 35.5 | 18-24 | 75.0 | 6-24 | 30 | 24 | 10 | 16 | 2 | 6 |
| Connecticut | | 81 | 26-50 | 52.0 | 9-19 | 47.4 | 20-22 | 90.9 | 5-26 | 31 | 15 | 9 | 9 | 4 | 5 |
| Iowa State | (2014) | 76 | 32-69 | 46.4 | 6-16 | 37.5 | 6-15 | 40.0 | 17-19 | 36 | 17 | 14 | 9 | 3 | 4 |
| Connecticut | | 60 | 17-49 | 34.7 | 5-22 | 22.7 | 21-22 | 95.5 | 7-23 | 30 | 12 | 8 | 8 | 3 | 7 |
| Michigan State | (2014) | 54 | 18-46 | 39.1 | 11-29 | 37.9 | 7-8 | 87.5 | 6-26 | 32 | 16 | 13 | 16 | 3 | 5 |
| Connecticut | | 63 | 24-43 | 55.8 | 5-12 | 41.7 | 10-13 | 76.9 | 5-23 | 28 | 16 | 12 | 13 | 4 | 6 |
| Florida | (2014) | 53 | 19-49 | 38.8 | 1-10 | 10.0 | 14-20 | 70.0 | 12-15 | 27 | 14 | 3 | 11 | 1 | 3 |
| Connecticut | | 60 | 22-53 | 41.5 | 6-19 | 31.6 | 10-10 | 100.0 | 8-26 | 34 | 17 | 8 | 10 | 4 | 9 |
| Kentucky | (2014) | 54 | 18-46 | 39.1 | 5-16 | 31.3 | 13-24 | 54.2 | 10-23 | 33 | 10 | 11 | 13 | 5 | 6 |
| Connecticut | | 74 | 23-58 | 39.7 | 6-17 | 35.3 | 22-23 | 95.7 | 11-25 | 36 | 26 | 8 | 10 | 8 | 8 |
| Colorado | (2016) | 67 | 23-51 | 45.1 | 2-10 | 20.0 | 19-30 | 63.3 | 9-24 | 33 | 22 | 8 | 12 | 3 | 5 |
| Connecticut | | 61 | 21-62 | 33.9 | 10-22 | 45.5 | 9-11 | 81.8 | 5-19 | 24 | 19 | 11 | 6 | 4 | 7 |
| Kansas | (2016) | 73 | 25-51 | 49.0 | 6-17 | 35.3 | 17-22 | 77.3 | 8-36 | 44 | 13 | 14 | 13 | 7 | 3 |
| Connecticut | | 54 | 21-65 | 32.3 | 7-23 | 30.4 | 5-12 | 41.7 | 22-18 | 40 | 17 | 10 | 10 | 5 | 6 |
| Maryland | (2021) | 63 | 22-43 | 51.2 | 9-18 | 50.0 | 10-14 | 71.4 | 4-25 | 29 | 14 | 13 | 11 | 4 | 4 |
| Connecticut | | 63 | 22-51 | 43.1 | 7-23 | 30.4 | 12-13 | 92.3 | 8-17 | 25 | 17 | 15 | 8 | 4 | 5 |
| New Mexico State | (2022) | 70 | 23-50 | 46.0 | 11-17 | 64.7 | 13-13 | 100.0 | 8-18 | 26 | 16 | 12 | 11 | 1 | 4 |
| Connecticut | | 87 | 32-66 | 48.5 | 11-25 | 44.0 | 12-14 | 85.7 | 14-31 | 45 | 15 | 24 | 9 | 5 | 4 |
| Iona | (2023) | 63 | 22-57 | 38.6 | 7-16 | 43.8 | 12-16 | 75.0 | 7-22 | 29 | 15 | 9 | 6 | 3 | 7 |
| Connecticut | | 70 | 27-50 | 54.0 | 10-22 | 45.5 | 6-7 | 85.7 | 4-27 | 31 | 16 | 15 | 14 | 5 | 2 |
| Saint Mary's | (2023) | 55 | 19-49 | 38.8 | 4-14 | 28.6 | 13-19 | 68.4 | 3-19 | 22 | 13 | 9 | 9 | 1 | 6 |
| Connecticut | | 88 | 31-54 | 57.4 | 9-20 | 45.0 | 17-21 | 81.0 | 11-32 | 43 | 19 | 22 | 17 | 3 | 7 |
| Arkansas | (2023) | 65 | 20-63 | 31.7 | 5-16 | 31.3 | 20-27 | 74.1 | 16-15 | 31 | 19 | 7 | 10 | 2 | 8 |
| Connecticut | | 82 | 30-72 | 41.7 | 11-31 | 35.5 | 11-14 | 78.6 | 13-35 | 48 | 18 | 21 | 8 | 5 | 3 |
| Gonzaga | (2023) | 54 | 20-60 | 33.3 | 2-20 | 10.0 | 12-22 | 54.5 | 9-31 | 40 | 12 | 13 | 9 | 1 | 2 |

# ALL-TIME NCAA TOURNAMENT INDIVIDUAL STATISTICS

| NAME | G | FG | FGA | PCT. | 3FG | 3FGA | PCT | FT | FTA | PCT | REB | Avg. | PF | TP | Avg. | A | MIN |
|---|---|---|---|---|---|---|---|---|---|---|---|---|---|---|---|---|---|
| Jim Abromaitis | 2 | 2 | 8 | .250 | - | - | - | 0 | 0 | .000 | 10 | 5.0 | 5 | 4 | 2.0 | 1 | - |
| Jalen Adams | 2 | 6 | 18 | .333 | 2 | 3 | .667 | 2 | 2 | 1.000 | 4 | 2.0 | 3 | 16 | 8.0 | 4 | 45 |
| Jeff Adrien | 10 | 47 | 85 | .553 | 0 | 0 | .000 | 20 | 42 | .476 | 72 | 7.2 | 18 | 115 | 11.5 | 16 | 269 |
| Jim Ahearn | 1 | 2 | - | - | - | - | - | 2 | 4 | .500 | - | - | 2 | 6 | 6.0 | - | - |
| Akok Akok | 1 | 1 | 1 | 1.000 | 0 | 0 | .000 | 0 | 0 | .000 | 0 | 0.0 | 1 | 2 | 2.0 | 0 | 3 |
| Ray Allen | 10 | 71 | 159 | .447 | 25 | 56 | .446 | 28 | 43 | .651 | 70 | 7.0 | 16 | 195 | 19.5 | 24 | 321 |
| Nahiem Alleyne | 4 | 8 | 17 | .471 | 6 | 11 | .545 | 7 | 7 | 1.000 | 2 | 0.5 | 7 | 29 | 7.3 | 3 | 71 |
| Sami Ameziane | 2 | 0 | 1 | .000 | 0 | 1 | .000 | 0 | 0 | .000 | 0 | 0.0 | 0 | 0 | 0.0 | 0 | 1 |
| Rashad Anderson | 15 | 55 | 129 | .426 | 37 | 88 | .420 | 22 | 28 | .786 | 44 | 2.9 | 22 | 169 | 11.3 | 19 | 353 |
| Beau Archibald | 1 | 0 | 0 | .000 | 0 | 0 | .000 | 0 | 0 | .000 | 0 | 0.0 | 2 | 0 | 0.0 | 0 | 1 |
| Hilton Armstrong | 15 | 20 | 34 | .588 | 0 | 1 | .000 | 12 | 24 | .500 | 50 | 3.3 | 25 | 52 | 3.5 | 5 | 209 |
| Richie Ashmeade | 2 | 1 | 1 | 1.000 | 0 | 0 | .000 | 0 | 0 | .000 | 0 | 0.0 | 0 | 2 | 1.0 | 0 | 2 |
| Craig Austrie | 10 | 13 | 38 | .342 | 4 | 16 | .250 | 24 | 25 | .960 | 23 | 2.3 | 12 | 54 | 5.4 | 26 | 235 |
| Kyle Bailey | 1 | 0 | 0 | .000 | 0 | 0 | .000 | 0 | 0 | .000 | 0 | 0.0 | 0 | 0 | 0.0 | 0 | 1 |
| Johnnie Bird | 2 | 0 | 1 | .000 | 0 | 0 | .000 | 0 | 0 | .000 | 1 | 0.5 | 0 | 0 | 0.0 | 0 | 3 |
| Donnell Beverly | 12 | 7 | 11 | .636 | 1 | 4 | .250 | 0 | 0 | .000 | 2 | 0.2 | 4 | 15 | 1.3 | 6 | 39 |
| Wes Bialosuknia | 2 | 10 | 33 | .303 | - | - | - | 8 | 9 | .889 | 3 | 1.3 | 6 | 28 | 14.0 | - | - |
| Ryan Boatright | 7 | 29 | 68 | .426 | 9 | 25 | .360 | 24 | 28 | .857 | 25 | 3.6 | 8 | 91 | 13.0 | 16 | 248 |
| Josh Boone | 12 | 34 | 59 | .576 | 0 | 0 | .000 | 18 | 45 | .400 | 66 | 5.5 | 26 | 86 | 7.2 | 7 | 332 |
| James Bouknight | 1 | 6 | 16 | .375 | 1 | 6 | .167 | 2 | 6 | .333 | 5 | 5.0 | 2 | 15 | 15.0 | 1 | 40 |
| Ernie Braverman | 1 | - | - | - | - | - | - | 0 | 0 | .000 | 0 | 0.0 | 0 | 0 | 0.0 | - | - |
| Amida Brimah | 8 | 10 | 20 | .500 | 0 | 0 | .000 | 5 | 7 | .714 | 23 | 2.9 | 27 | 25 | 3.1 | 2 | 147 |
| Clyde Brouker | 1 | 0 | 2 | .000 | - | - | - | 0 | 0 | .000 | 1 | 1.0 | - | 1 | 1.0 | - | - |
| Burt Brown | 1 | 0 | 2 | .000 | - | - | - | 1 | 2 | .500 | 0 | 0.0 | 0 | 1 | 1.0 | - | - |
| Denham Brown | 15 | 38 | 90 | .422 | 8 | 29 | .276 | 23 | 32 | .719 | 48 | 3.2 | 19 | 107 | 7.1 | 17 | 305 |
| Justin Brown | 7 | 1 | 6 | .167 | 0 | 0 | .000 | 0 | 0 | .000 | 4 | 0.6 | 3 | 2 | 0.3 | 0 | 25 |
| Taliek Brown | 13 | 39 | 94 | .415 | 3 | 7 | .429 | 31 | 47 | .660 | 55 | 4.2 | 28 | 112 | 8.6 | 63 | 451 |
| Don Burns | 3 | 8 | - | - | - | - | - | 1 | 2 | .500 | - | | 2 | 17 | 5.7 | - | - |
| Scott Burrell | 9 | 38 | 90 | .422 | 6 | 22 | .272 | 15 | 22 | .682 | 68 | 7.5 | 30 | 96 | 10.7 | 14 | 283 |
| Ron Bushwell | 4 | 14 | - | - | - | - | - | 14 | 16 | .875 | - | - | 13 | 42 | 10.5 | - | - |
| Caron Butler | 4 | 32 | 58 | .552 | 8 | 16 | .500 | 34 | 40 | .850 | 29 | 7.3 | 10 | 106 | 26.5 | 16 | 149 |
| Joey Calcaterra | 4 | 7 | 21 | .333 | 6 | 15 | .400 | 4 | 4 | 1.000 | 6 | 1.5 | 4 | 24 | 6.0 | 2 | 54 |
| Omar Calhoun | 4 | 2 | 4 | .500 | 1 | 1 | 1.000 | 0 | 0 | .000 | 0 | 0.0 | 3 | 5 | 1.3 | 1 | 16 |
| Tom Capiga | 1 | 1 | 4 | .250 | - | - | - | 0 | 0 | .000 | 1 | 1.0 | 3 | 2 | 2.0 | 0 | 8 |
| Jeff Carr | 3 | 13 | 26 | .500 | - | - | - | 12 | 20 | .600 | 29 | 9.7 | 8 | 38 | 12.7 | 2 | - |
| Dion Carson | 3 | 0 | 2 | .000 | 0 | 0 | .000 | 1 | 2 | .500 | 1 | 0.3 | 0 | 0 | 0.3 | 0 | 8 |
| Josh Carlton | 1 | 0 | 0 | .000 | 0 | 0 | .000 | 0 | 0 | .000 | 1 | 1.0 | 2 | 0 | 0.0 | 0 | 2 |
| Sam Cassell Jr. | 1 | 0 | 1 | .000 | 0 | 1 | .000 | 0 | 0 | .000 | 0 | 0.0 | 0 | 0 | 0.0 | 0 | 2 |
| Kyle Chapman | 1 | 0 | 0 | .000 | 0 | 0 | .000 | 0 | 0 | .000 | 0 | 0.0 | 0 | 0 | 0.0 | 0 | 1 |
| Bob Cherepy | 2 | 2 | 3 | .667 | - | - | - | 0 | 1 | .000 | 2 | 1.0 | 1 | 4 | 2.0 | 0 | - |
| Bill Clark | 1 | 1 | 6 | .167 | - | - | - | 0 | 1 | .000 | 3 | 3.0 | 3 | 2 | 2.0 | 2 | - |
| Donovan Clingan | 4 | 12 | 17 | .706 | - | - | - | 3 | 6 | .500 | 21 | 5.3 | 6 | 27 | 6.8 | 3 | 52 |
| Uri Cohen-Mintz | 1 | 2 | 3 | .667 | 2 | 3 | .667 | 0 | 0 | .000 | 1 | 1.0 | 2 | 6 | 6.0 | 0 | 5 |
| R.J. Cole | 2 | 10 | 27 | .370 | 5 | 13 | .385 | 4 | 4 | 1.000 | 7 | 3.5 | 2 | 29 | 14.5 | 7 | 66 |
| Dale Comey | 1 | 8 | 17 | .471 | - | - | - | 1 | 3 | .333 | 1 | 1.0 | 3 | 17 | 17.0 | 0 | - |
| Jamal Coombs-McDaniel | 6 | 4 | 19 | .211 | 1 | 9 | .111 | 3 | 5 | .600 | 14 | 2.3 | 4 | 12 | 2.0 | 1 | 77 |
| Al Cooper | 3 | 17 | - | - | - | - | - | 7 | 9 | .778 | - | - | 9 | 41 | 13.7 | - | - |
| Bill Corley | 1 | 3 | 3 | 1.000 | - | - | - | 0 | 3 | .000 | 6 | 6.0 | 5 | 6 | 6.0 | - | - |
| Bob Countryman | 2 | 2 | - | - | - | - | - | 0 | 2 | .000 | - | - | 4 | 4 | 2.0 | - | - |
| Marcus Cox | 2 | 0 | 3 | .000 | 0 | 1 | .000 | 0 | 0 | .000 | 0 | 0.0 | 0 | 0 | 0.0 | 0 | 7 |
| Glenn Cross | 1 | 1 | 1 | 1.000 | - | - | - | 2 | 2 | 1.000 | 0 | 0.0 | 0 | 4 | 4.0 | - | - |
| P.J. Curran | 2 | 0 | 1 | .000 | - | - | - | 0 | 1 | .000 | 0 | 0.0 | 2 | 0 | 0.0 | - | - |
| Dan Cyrulik | 9 | 11 | 20 | .550 | 0 | 1 | .000 | 1 | 4 | .250 | 14 | 1.6 | 15 | 23 | 2.6 | 4 | 78 |
| Andy Czuchry | 1 | 0 | 2 | .000 | - | - | - | 2 | 2 | 1.000 | 0 | 0.0 | 0 | 2 | 2.0 | 1 | - |
| DeAndre Daniels | 7 | 37 | 76 | .487 | 10 | 28 | .357 | 12 | 14 | .857 | 43 | 6.1 | 16 | 96 | 13.7 | 1 | 205 |
| Wayne Davis | 3 | 5 | - | - | - | - | - | 2 | 7 | .286 | - | - | 7 | 12 | 4.0 | - | - |
| Bill Della Sala | 3 | 12 | 21 | .571 | - | - | - | 1 | 2 | .500 | 12 | 4.0 | 5 | 25 | 8.3 | 4 | - |
| Pete Demir | 1 | 0 | 0 | .000 | - | - | - | 0 | 0 | .000 | 0 | 0.0 | 1 | 0 | 0.0 | 0 | - |
| Ajou Deng | 2 | 2 | 13 | .154 | 0 | 0 | .000 | 3 | 4 | .750 | 8 | 4.0 | 1 | 7 | 3.5 | 0 | 30 |
| Lyman DePriest | 7 | 11 | 21 | .524 | 0 | 0 | .000 | 1 | 4 | .250 | 17 | 2.4 | 16 | 23 | 3.3 | 7 | 133 |
| Hassan Diarra | 4 | 0 | 4 | .000 | 0 | 2 | .000 | 0 | 0 | .000 | 4 | 1.0 | 1 | 0 | 0.0 | 7 | 28 |
| Andre Drummond | 1 | 1 | 4 | .250 | 0 | 0 | .000 | 0 | 0 | .000 | 3 | 3.0 | 5 | 2 | 2.0 | 0 | 26 |
| Bob Dube | 1 | 0 | 3 | .000 | - | - | - | 0 | 0 | .000 | 1 | 1.0 | 0 | 0 | 0.0 | 0 | 1 |

# ALL-TIME NCAA TOURNAMENT INDIVIDUAL STATISTICS

| NAME | G | FG | FGA | PCT. | 3FG | 3FGA | PCT | FT | FTA | PCT | REB | Avg. | PF | TP | Avg. | A | MIN |
|---|---|---|---|---|---|---|---|---|---|---|---|---|---|---|---|---|---|
| Bobby Dulin | 1 | 1 | 6 | .167 | - | - | - | 3 | 3 | 1.000 | 0 | 0.0 | 4 | 5 | 5.0 | 2 | - |
| Jerome Dyson | 1 | 4 | 9 | .444 | 0 | 1 | .000 | 6 | 6 | 1.000 | 2 | 2.0 | 4 | 14 | 14.0 | 1 | 28 |
| Bill Ebel | 1 | 5 | 12 | .417 | - | - | - | 2 | 3 | .667 | 4 | 4.0 | 1 | 12 | 12.0 | 0 | - |
| Gavin Edwards | 6 | 8 | 12 | .667 | 0 | 0 | .000 | 7 | 8 | .875 | 24 | 4.0 | 12 | 23 | 3.8 | 4 | 80 |
| Khalid El-Amin | 12 | 67 | 159 | .421 | 18 | 56 | .321 | 42 | 51 | .824 | 41 | 3.4 | 29 | 194 | 16.2 | 50 | 346 |
| Shawn Ellison | 1 | 0 | 0 | .000 | 0 | 0 | .000 | 0 | 0 | .000 | 0 | 0.0 | 0 | 0 | 0.0 | 0 | 1 |
| Steve Emt | 1 | 0 | 0 | .000 | 0 | 0 | .000 | 0 | 0 | .000 | 0 | 0.0 | 0 | 0 | 0.0 | 0 | 1 |
| Steven Enoch | 2 | 0 | 1 | .000 | 0 | 0 | .000 | 0 | 1 | .000 | 1 | 0.5 | 1 | 0 | 0.0 | 0 | 11 |
| Kentan Facey | 3 | 1 | 5 | .200 | 0 | 0 | .000 | 0 | 0 | .000 | 4 | 1.3 | 4 | 2 | 0.7 | 0 | 18 |
| Brian Fair | 9 | 12 | 38 | .316 | 7 | 18 | .389 | 4 | 9 | .444 | 6 | 0.7 | 9 | 35 | 3.9 | 7 | 117 |
| Jim Fearon | 1 | 3 | 4 | .750 | - | - | - | 0 | 0 | - | 3 | 3.0 | 3 | 6 | 6.0 | 1 | - |
| Bob Fleischman | 1 | 0 | 2 | .000 | - | - | - | 0 | 0 | .000 | 0 | 0.0 | 0 | 0 | 0.0 | 0 | - |
| Kevin Freeman | 12 | 50 | 90 | .556 | 0 | 0 | .000 | 28 | 38 | .737 | 79 | 6.6 | 24 | 130 | 10.8 | 2 | 391 |
| Jalen Gaffney | 2 | 4 | 8 | .500 | 1 | 3 | .333 | 3 | 4 | .750 | 2 | 1.0 | 4 | 12 | 6.0 | 2 | 26 |
| Rob Garrison | 1 | 0 | 0 | .000 | 0 | 0 | .000 | 0 | 0 | .000 | 0 | 0.0 | 0 | 0 | 0.0 | 0 | 1 |
| Ernie Gates | 1 | 3 | 17 | .177 | - | - | - | 1 | 3 | .333 | 1 | 1.0 | 2 | 7 | 7.0 | 3 | - |
| Rudy Gay | 6 | 31 | 61 | .508 | 3 | 8 | .375 | 15 | 19 | .789 | 24 | 4.0 | 16 | 80 | 13.3 | 5 | 198 |
| Tate George | 4 | 17 | 39 | .436 | 1 | 6 | .167 | 5 | 7 | .714 | 9 | 2.3 | 8 | 40 | 10.0 | 16 | 129 |
| Sterling Gibbs | 2 | 7 | 21 | .333 | 6 | 15 | .400 | 12 | 13 | .923 | 4 | 2.0 | 6 | 32 | 16.0 | 3 | 68 |
| Niels Giffey | 13 | 19 | 46 | .413 | 5 | 20 | .250 | 13 | 13 | 1.000 | 50 | 3.8 | 17 | 56 | 4.3 | 6 | 247 |
| Ben Gordon | 13 | 63 | 159 | .396 | 27 | 66 | .409 | 63 | 73 | .863 | 41 | 3.2 | 23 | 216 | 16.6 | 40 | 407 |
| Walt Griffin | 1 | 2 | 10 | .200 | - | - | - | 6 | 8 | .750 | 9 | 9.0 | 4 | 10 | 10.0 | 1 | - |
| John Gwynn | 7 | 32 | 86 | .372 | 5 | 16 | .313 | 15 | 21 | .714 | 19 | 2.7 | 12 | 84 | 12.0 | 8 | 149 |
| Bob Haines | 1 | 0 | 3 | .000 | - | - | - | 0 | 0 | .000 | 3 | 3.0 | 1 | 0 | 0.0 | 0 | - |
| Daniel Hamilton | 2 | 10 | 26 | .385 | 3 | 7 | .429 | 5 | 5 | 1.000 | 21 | 10.5 | 3 | 28 | 14.0 | 6 | 69 |
| Richard Hamilton | 10 | 87 | 187 | .465 | 21 | 58 | .362 | 40 | 50 | .800 | 47 | 4.7 | 19 | 235 | 23.5 | 21 | 288 |
| Tony Hanson | 2 | 15 | 27 | .556 | - | - | - | 5 | 6 | .833 | 18 | 9.0 | 9 | 35 | 17.4 | 2 | - |
| Monquencio Hardnett | 4 | 2 | 7 | .286 | 0 | 1 | .000 | 6 | 8 | .750 | 7 | 1.8 | 8 | 10 | 2.5 | 9 | 47 |
| Scottie Haralson | 3 | 0 | 3 | .000 | 0 | 3 | .000 | 0 | 0 | .000 | 2 | 0.7 | 0 | 0 | 0.0 | 2 | 9 |
| Bill Harris | 2 | 1 | 4 | .250 | - | - | - | 2 | 2 | 1.000 | 0 | 0.0 | 0 | 4 | 2.0 | - | - |
| E. J. Harrison | 6 | 5 | 10 | .500 | 2 | 3 | .667 | 3 | 4 | .750 | 4 | 0.7 | 7 | 15 | 2.5 | 5 | 57 |
| Yarin Hasson | 4 | 0 | 0 | .000 | 0 | 0 | .000 | 0 | 0 | .000 | 0 | 0.0 | 0 | 0 | 0.0 | 0 | 2 |
| Jordan Hawkins | 4 | 19 | 45 | .422 | 16 | 31 | .516 | 15 | 16 | .938 | 12 | 3.0 | 10 | 69 | 17.3 | 5 | 109 |
| Mike Hayes | 7 | 5 | 12 | .417 | 0 | 0 | .000 | 8 | 15 | .533 | 16 | 2.3 | 13 | 18 | 2.6 | 2 | 94 |
| Eric Hayward | 10 | 16 | 21 | .762 | 0 | 0 | .000 | 13 | 22 | .591 | 45 | 4.5 | 16 | 45 | 4.5 | 4 | 176 |
| Scott Hazelton | 3 | 0 | 0 | .000 | 0 | 0 | .000 | 1 | 2 | .500 | 0 | 0.0 | 1 | 1 | 0.3 | 1 | 4 |
| Emmett Hendry | 2 | 0 | 0 | .000 | 0 | 0 | .000 | 0 | 0 | .000 | 0 | 0.0 | 0 | 0 | 0.0 | 0 | 1 |
| Nadav Henefeld | 4 | 17 | 36 | .472 | 3 | 9 | .333 | 9 | 11 | .818 | 19 | 4.8 | 12 | 46 | 11.5 | 11 | 124 |
| Dan Hesford | 4 | 16 | 32 | .500 | - | - | - | 6 | 8 | .750 | 16 | 4.0 | 8 | 38 | 9.5 | 10 | - |
| Bill Holowaty | 1 | 3 | 7 | .429 | - | - | - | 2 | 2 | 1.000 | 9 | 9.0 | 1 | 8 | 8.0 | - | - |
| Bill Hulteen | 1 | 1 | 6 | .167 | - | - | - | 4 | 4 | 1.000 | 3 | 3.0 | 3 | 6 | 6.0 | 0 | - |
| Andrew Hurley | 4 | 0 | 2 | .000 | 0 | 2 | .000 | 0 | 0 | .000 | 1 | 0.3 | 1 | 0 | 0.0 | 1 | 5 |
| Ruslan Inyatkin | 2 | 0 | 1 | .000 | 0 | 0 | .000 | 0 | 0 | .000 | 1 | 0.5 | 1 | 0 | 0.0 | 2 | 4 |
| Andre Jackson Jr. | 6 | 16 | 33 | .485 | 3 | 12 | .250 | 2 | 2 | 1.000 | 33 | 5.5 | 18 | 37 | 6.2 | 36 | 168 |
| Andre Johnson Jr. | 2 | 0 | 0 | .000 | 0 | 0 | .000 | 0 | 0 | .000 | 0 | 0 | 0.0 | 0 | 0.0 | 0 | 2 |
| Clay Johnson | 1 | 1 | 7 | .143 | - | - | - | 0 | 0 | .000 | 1 | 1.0 | 2 | 2 | 2.0 | 4 | - |
| Marcus Johnson | 1 | 0 | 0 | .000 | 0 | 0 | .000 | 0 | 0 | .000 | 0 | 0.0 | 0 | 0 | 0.0 | 0 | 1 |
| Rudy Johnson | 9 | 12 | 29 | .414 | 0 | 1 | .000 | 3 | 3 | 1.000 | 26 | 2.9 | 15 | 27 | 3.0 | 8 | 115 |
| Samson Johnson | 4 | 0 | 0 | .000 | 0 | 0 | .000 | 0 | 0 | .000 | 2 | 0.5 | 1 | 0 | 0.0 | 0 | 8 |
| Phil Jones | 1 | 2 | - | - | - | - | - | 1 | 1 | 1.000 | 0 | 0.0 | 1 | 5 | 5.0 | - | - |
| Rashamel Jones | 13 | 15 | 36 | .416 | 1 | 5 | .200 | 10 | 16 | .625 | 33 | 2.5 | 7 | 41 | 3.2 | 4 | 137 |
| Pete Kane | 1 | 0 | 0 | .000 | 0 | 0 | .000 | 0 | 0 | .000 | 0 | 0.0 | 0 | 0 | 0.0 | 0 | 1 |
| Alex Karaban | 4 | 13 | 24 | .542 | 5 | 13 | .385 | 1 | 1 | 1.000 | 19 | 4.8 | 12 | 32 | 8.0 | 5 | 113 |
| Paul Kaspar | 4 | 22 | - | - | - | - | - | 12 | 21 | .571 | - | - | 13 | 56 | 14.0 | - | - |
| Gilad Katz | 1 | 0 | 1 | .000 | 0 | 1 | .000 | 0 | 0 | .000 | 0 | 0.0 | 0 | 0 | 0.0 | 0 | 1 |
| Larry Kelly | 2 | 0 | 3 | .000 | - | - | - | 0 | 1 | .000 | 2 | 1.0 | 1 | 0 | 0.0 | 0 | - |
| Pete Kelly | 2 | 0 | 0 | .000 | - | - | - | 0 | 0 | .000 | 0 | 0.0 | 1 | 0 | 0.0 | - | - |
| Dick Kiernan | 1 | 0 | 0 | .000 | - | - | - | 0 | 0 | .000 | 1 | 1.0 | 0 | 0 | 0.0 | 0 | 0 |
| Toby Kimball | 5 | 35 | 82 | .427 | - | - | - | 16 | 30 | .533 | 92 | 18.4 | 13 | 86 | 17.2 | 4 | - |
| Dave King | 1 | 1 | 2 | .500 | - | - | - | 0 | 1 | .000 | 2 | 2.0 | - | 2 | 2.0 | 1 | - |
| Kirk King | 9 | 16 | 29 | .552 | 0 | 0 | .000 | 4 | 5 | .800 | 25 | 2.8 | 18 | 36 | 4.0 | 3 | 117 |
| Antric Klaiber | 8 | 0 | 0 | .000 | 0 | 0 | .000 | 0 | 0 | .000 | 3 | 0.4 | 2 | 0 | 0.0 | 0 | 23 |
| Mel Kleckner | 1 | 1 | 3 | .333 | - | - | - | 0 | 0 | .000 | 3 | 3.0 | 1 | 2 | 2.0 | 4 | - |

# ALL-TIME NCAA TOURNAMENT INDIVIDUAL STATISTICS

| NAME | G | FG | FGA | PCT. | 3FG | 3FGA | PCT | FT | FTA | PCT | REB | Avg. | PF | TP | Avg. | A | MIN |
|---|---|---|---|---|---|---|---|---|---|---|---|---|---|---|---|---|---|
| Travis Knight | 10 | 32 | 54 | .593 | 0 | 0 | .000 | 10 | 17 | .588 | 68 | 6.8 | 32 | 74 | 7.4 | 9 | 208 |
| Lasan Kromah | 6 | 6 | 18 | .333 | 2 | 6 | .333 | 8 | 8 | 1.000 | 8 | 1.3 | 6 | 22 | 3.7 | 5 | 102 |
| Jeremy Lamb | 7 | 42 | 77 | .545 | 14 | 25 | .560 | 18 | 23 | .783 | 33 | 4.7 | 8 | 116 | 16.6 | 10 | 248 |
| Randy LaVigne | 3 | 8 | 19 | .421 | - | - | - | 1 | 1 | 1.000 | 4 | 1.3 | 1 | 17 | 5.7 | 4 | - |
| Ken Libertoff | 1 | 0 | 5 | .000 | - | - | - | 1 | 3 | .333 | 2 | 2.0 | 2 | 1 | 1.0 | 1 | 9 |
| John Lindner | 2 | 0 | 0 | .000 | 0 | 0 | .000 | 0 | 2 | .000 | 1 | 0.5 | 0 | 0 | 0.0 | 0 | 3 |
| Oliver Macklin | 3 | 0 | 1 | .000 | 0 | 0 | .000 | 1 | 2 | .500 | 1 | 0.3 | 0 | 1 | 0.3 | 0 | 3 |
| Bill Madison | 1 | 1 | 3 | .333 | - | - | - | 0 | 0 | .000 | 0 | 0.0 | 0 | 2 | 2.0 | 0 | - |
| Jonathan Mandeldove | 2 | 0 | 1 | .000 | 0 | 0 | .000 | 0 | 0 | .000 | 1 | 0.5 | 0 | 0 | 0.0 | 0 | 4 |
| Gerry Manning | 1 | 4 | 13 | .308 | - | - | - | 1 | 2 | .500 | 10 | 10.0 | 2 | 9 | 9.0 | 2 | - |
| Donny Marshall | 9 | 41 | 88 | .466 | 6 | 16 | .375 | 45 | 53 | .849 | 53 | 5.9 | 19 | 133 | 14.8 | 10 | 251 |
| Donyell Marshall | 5 | 34 | 74 | .460 | 4 | 16 | .250 | 14 | 20 | .700 | 52 | 10.4 | 12 | 86 | 17.2 | 8 | 131 |
| Mike McKay | 1 | 4 | 17 | .235 | - | - | - | 13 | 14 | .929 | 8 | 8.0 | 4 | 21 | 21.0 | 2 | - |
| Ed Martin | 2 | 2 | 5 | .400 | - | - | - | 0 | 1 | .000 | 3 | 1.5 | 3 | 4 | 2.0 | - | - |
| Tyrese Martin | 2 | 3 | 17 | .176 | 2 | 4 | .500 | 3 | 4 | .750 | 16 | 8.0 | 3 | 11 | 5.5 | 3 | 68 |
| Shonn Miller | 2 | 2 | 10 | .200 | 0 | 0 | .000 | 4 | 4 | 1.000 | 4 | 2.0 | 7 | 8 | 4.0 | 1 | 47 |
| Ricky Moore | 11 | 24 | 58 | .414 | 6 | 20 | .300 | 20 | 28 | .714 | 38 | 3.5 | 21 | 56 | 5.1 | 32 | 345 |
| Albert Mouring | 8 | 18 | 43 | .419 | 7 | 17 | .411 | 5 | 6 | .833 | 15 | 1.9 | 5 | 48 | 6.0 | 6 | 126 |
| Shabazz Napier | 13 | 54 | 130 | .415 | 26 | 65 | .400 | 45 | 52 | .865 | 54 | 4.2 | 27 | 179 | 13.8 | 53 | 412 |
| Steve Naracci | 2 | 0 | 2 | .000 | - | - | - | 0 | 0 | .000 | 0 | 0.0 | 2 | 0 | 0.0 | 0 | - |
| Ed Nelson | 6 | 5 | 8 | .625 | 0 | 0 | .000 | 6 | 8 | .750 | 12 | 2.0 | 8 | 16 | 2.7 | 0 | 51 |
| Tristen Newton | 4 | 9 | 25 | .360 | 5 | 12 | .417 | 8 | 10 | .800 | 20 | 5.0 | 11 | 31 | 7.8 | 21 | 111 |
| Phillip Nolan | 8 | 5 | 15 | .333 | 0 | 0 | .000 | 2 | 4 | .500 | 14 | 1.8 | 22 | 12 | 1.5 | 3 | 113 |
| Bob O'Brien | 1 | 0 | - | - | - | - | - | 0 | 0 | .000 | 0 | 0.0 | 1 | 0 | 0.0 | - | - |
| Jim O'Connor | 5 | 14 | - | - | - | - | - | 6 | 10 | .600 | - | - | 7 | 34 | 6.8 | - | - |
| Emeka Okafor | 13 | 72 | 120 | .600 | 0 | 0 | .000 | 31 | 50 | .620 | 141 | 10.8 | 38 | 175 | 13.5 | 11 | 392 |
| Charles Okwandu | 6 | 8 | 13 | .615 | 0 | 0 | .000 | 2 | 4 | .500 | 11 | 1.8 | 12 | 18 | 3.0 | 1 | 93 |
| Tyler Olander | 10 | 5 | 12 | .417 | 0 | 0 | .000 | 1 | 2 | .500 | 8 | 0.8 | 9 | 11 | 1.1 | 1 | 66 |
| Bill O'Leary | 3 | 1 | - | - | - | - | - | 1 | 2 | .500 | 0 | 0.0 | 2 | 3 | 1.0 | - | - |
| Kevin Ollie | 9 | 14 | 41 | .341 | 1 | 7 | .143 | 18 | 20 | .900 | 23 | 2.6 | 14 | 47 | 5.2 | 47 | 254 |
| Alex Oriakhi | 7 | 19 | 42 | .452 | 0 | 0 | .000 | 8 | 13 | .615 | 62 | 8.9 | 18 | 46 | 6.6 | 5 | 180 |
| Bob Osborn | 4 | 10 | - | - | - | - | - | 11 | 14 | .786 | - | - | 4 | 31 | 7.8 | - | - |
| Worthy Patterson | 1 | 7 | - | - | - | - | - | 7 | 8 | .875 | - | - | 5 | 21 | 21.0 | - | - |
| Tom Penders | 2 | 4 | 9 | .444 | - | - | - | 3 | 6 | .500 | 4 | 2.0 | 7 | 11 | 5.5 | - | - |
| Dom Perno | 4 | 10 | 44 | .227 | - | - | - | 13 | 19 | .684 | 11 | 2.8 | 8 | 33 | 8.3 | 15 | - |
| Steve Pikiell | 5 | 3 | 6 | .500 | 2 | 3 | .667 | 2 | 6 | .333 | 4 | 0.8 | 4 | 10 | 2.0 | 3 | 62 |
| John Pipczynski | 3 | 6 | - | - | - | - | - | 5 | 6 | .833 | - | - | - | 17 | 5.7 | - | - |
| Tyler Polley | 2 | 4 | 12 | .333 | 4 | 12 | .333 | 1 | 1 | 1.000 | 0 | 0.0 | 3 | 13 | 6.5 | 0 | 41 |
| A.J. Price | 6 | 31 | 84 | .369 | 11 | 30 | .367 | 22 | 31 | .710 | 25 | 4.2 | 11 | 95 | 15.8 | 23 | 169 |
| Rodney Purvis | 2 | 13 | 26 | .500 | 4 | 12 | .333 | 6 | 7 | .857 | 8 | 4.0 | 5 | 36 | 18.0 | 2 | 60 |
| Art Quimby | 1 | 8 | - | - | - | - | - | 3 | 7 | .429 | - | - | 1 | 19 | 19.0 | - | - |
| Fran Quinn | 4 | 19 | - | - | - | - | - | 9 | 12 | .750 | - | - | 9 | 47 | 11.8 | - | - |
| John Risley | 3 | 1 | - | - | - | - | - | 2 | 2 | 1.000 | - | - | 1 | 4 | 1.3 | - | - |
| Al Ritter | 3 | 9 | 18 | .500 | - | - | - | 0 | 0 | .000 | 1 | 0.3 | 2 | 18 | 6.0 | 0 | - |
| Ron Ritter | 2 | 5 | 14 | .357 | - | - | - | 1 | 2 | .500 | 2 | 1.0 | 2 | 11 | 5.5 | - | - |
| Tony Robertson | 9 | 28 | 67 | .418 | 7 | 20 | .350 | 17 | 20 | .850 | 19 | 2.1 | 20 | 80 | 8.9 | 10 | 224 |
| Stanley Robinson | 6 | 32 | 55 | .581 | 2 | 7 | .286 | 14 | 16 | .875 | 58 | 9.7 | 7 | 80 | 13.3 | 6 | 208 |
| Jack Rose | 3 | 18 | - | - | - | - | - | 24 | 27 | .889 | - | - | 8 | 60 | 20.0 | - | - |
| Apostolos Roumoglou | 4 | 1 | 2 | .500 | 0 | 1 | .000 | 0 | 1 | .000 | 2 | 0.5 | 0 | 2 | 0.5 | 0 | 6 |
| Gordon Ruddy | 4 | 21 | - | - | - | - | - | 17 | 25 | .680 | - | - | 10 | 59 | 14.8 | - | - |
| Terrence Samuel | 6 | 8 | 14 | .571 | 0 | 0 | .000 | 11 | 12 | .917 | 8 | 1.3 | 5 | 27 | 4.5 | 4 | 82 |
| Adama Sanogo | 6 | 42 | 71 | .592 | 0 | 1 | .000 | 10 | 13 | .615 | 51 | 8.5 | 10 | 94 | 15.7 | 8 | 153 |
| Edmund Saunders | 8 | 23 | 37 | .622 | 0 | 0 | .000 | 10 | 19 | .526 | 45 | 5.6 | 19 | 56 | 7.0 | 3 | 156 |
| Bill Schmidt | 2 | 5 | - | - | - | - | - | 6 | 8 | .750 | - | - | 3 | 16 | 8.0 | - | - |
| Rod Sellers | 7 | 17 | 31 | .549 | 0 | 0 | .000 | 12 | 20 | .600 | 42 | 6.0 | 18 | 46 | 6.6 | 7 | 166 |
| Johnnie Selvie | 4 | 13 | 28 | .464 | 0 | 0 | .000 | 9 | 17 | .529 | 24 | 6.0 | 10 | 35 | 8.8 | 4 | 123 |
| Doron Sheffer | 10 | 53 | 122 | .434 | 11 | 36 | .306 | 38 | 45 | .844 | 58 | 5.8 | 23 | 155 | 15.5 | 48 | 345 |
| Rollie Sheldon | 1 | 2 | 11 | .182 | - | - | - | 1 | 1 | 1.000 | 4 | 4.0 | 2 | 5 | 5.0 | 0 | - |
| Howard Silverstein | 1 | 0 | 1 | .000 | - | - | - | 0 | 0 | .000 | 0 | 0.0 | 0 | 0 | 0.0 | 0 | - |
| Ed Slomcenski | 4 | 8 | 26 | .308 | - | - | - | 9 | 12 | .750 | 37 | 9.3 | 9 | 25 | 6.3 | 3 | - |
| Richie Springs | 4 | 1 | 1 | 1.000 | - | - | - | - | - | - | 1 | 0.3 | 0 | 2 | 0.5 | 0 | 5 |
| Chris Smith | 9 | 57 | 149 | .383 | 24 | 60 | .400 | 32 | 41 | .780 | 27 | 3.0 | 17 | 170 | 18.9 | 31 | 324 |
| Roscoe Smith | 7 | 16 | 37 | .432 | 4 | 14 | .286 | 3 | 3 | 1.000 | 38 | 5.4 | 16 | 39 | 5.6 | 2 | 187 |
| Justin Srb | 1 | 0 | 0 | .000 | 0 | 0 | .000 | 1 | 2 | .500 | 1 | 1.0 | 1 | 1 | 1.0 | 0 | 1 |

# ALL-TIME NCAA TOURNAMENT INDIVIDUAL STATISTICS

| NAME | G | FG | FGA | PCT. | 3FG | 3FGA | PCT | FT | FTA | PCT | REB | Avg. | PF | TP | Avg. | A | MIN |
|---|---|---|---|---|---|---|---|---|---|---|---|---|---|---|---|---|---|
| Dennis Stanek | 1 | 0 | 0 | .000 | 0 | 0 | .000 | 0 | 1 | .000 | 0 | 0.0 | 0 | 0 | 0.0 | 0 | 3 |
| Benjamin Stewart | 1 | 1 | 2 | .500 | 0 | 0 | .000 | 0 | 0 | .000 | 1 | 1.0 | 0 | 2 | 2.0 | 0 | 1 |
| Marc Suhr | 2 | 1 | 2 | .500 | 0 | 0 | .000 | 0 | 0 | .000 | 2 | 1.0 | 0 | 2 | 1.0 | 0 | 3 |
| Jim Sullivan | 1 | 0 | 2 | .000 | - | - | - | 0 | 0 | .000 | 1 | 1.0 | 2 | 0 | 0.0 | 1 | - |
| Charlie Talbott | 1 | 0 | 1 | .000 | - | - | - | 0 | 0 | .000 | 1 | 1.0 | 0 | 0 | 0.0 | 0 | 4 |
| Hasheem Thabeet | 6 | 26 | 44 | .591 | 0 | 0 | .000 | 25 | 39 | .641 | 57 | 9.5 | 14 | 77 | 12.8 | 3 | 175 |
| John Thomas | 2 | 3 | 11 | .273 | - | - | - | 5 | 8 | .625 | 30 | 15.0 | 6 | 11 | 5.5 | 7 | - |
| Marcus Thomas | 3 | 0 | 0 | .000 | 0 | 0 | .000 | 0 | 0 | .000 | 0 | 0.0 | 0 | 0 | 0.0 | 0 | 5 |
| Corny Thompson | 1 | 7 | 18 | .389 | - | - | - | 4 | 4 | 1.000 | 12 | 12.0 | 1 | 18 | 18.0 | 1 | - |
| Dick Thompson | 2 | 1 | 4 | .250 | - | - | - | 2 | 3 | .667 | 2 | 1.0 | 1 | 4 | 2.0 | - | - |
| Ryan Thompson | 2 | 1 | 2 | .500 | 0 | 1 | .000 | 0 | 0 | .000 | 1 | 0.5 | 0 | 2 | 1.0 | 1 | 18 |
| Leon Tolksdorf | 2 | 0 | 0 | .000 | 0 | 0 | .000 | 1 | 2 | .500 | 1 | 0.5 | 0 | 1 | 0.5 | 0 | 2 |
| Shamon Tooles | 9 | 0 | 1 | .000 | 0 | 0 | .000 | 0 | 2 | .000 | 2 | 0.2 | 4 | 0 | 0.0 | 0 | 12 |
| George Uhl | 1 | 2 | 4 | .500 | - | - | - | 3 | 3 | 1.000 | 3 | 3.0 | 4 | 7 | 7.0 | 2 | - |
| Jim Veronick | 3 | 1 | 1 | 1.000 | 0 | 0 | .000 | 0 | 0 | .000 | 2 | 0.7 | 0 | 2 | 0.7 | 0 | 3 |
| Charlie Villanueva | 8 | 26 | 47 | .553 | 5 | 9 | .556 | 7 | 11 | .636 | 43 | 5.4 | 16 | 64 | 8.0 | 7 | 146 |
| Jake Voskuhl | 12 | 26 | 44 | .590 | 0 | 0 | .000 | 12 | 16 | .750 | 75 | 6.3 | 43 | 65 | 5.4 | 12 | 284 |
| Kemba Walker | 11 | 59 | 136 | .434 | 12 | 42 | .286 | 62 | 76 | .816 | 51 | 4.6 | 15 | 192 | 17.5 | 55 | 344 |
| Toraino Walker | 9 | 19 | 32 | .594 | 0 | 0 | .000 | 5 | 10 | .500 | 34 | 3.8 | 25 | 43 | 4.8 | 8 | 155 |
| Souleymane Wane | 11 | 10 | 23 | .435 | 0 | 0 | .000 | 1 | 2 | .500 | 28 | 2.5 | 24 | 17 | 1.5 | 3 | 94 |
| Dick Watson | 1 | 2 | - | - | - | - | - | 2 | 2 | 1.000 | - | - | 4 | 6 | 6.0 | - | - |
| Al Weston | 2 | 14 | 29 | .483 | - | - | - | 14 | 14 | 1.000 | 5 | 2.5 | 6 | 42 | 21.0 | 5 | - |
| Isaiah Whaley | 2 | 7 | 15 | .467 | 1 | 6 | .167 | 0 | 2 | .000 | 10 | 5.0 | 4 | 15 | 7.5 | 4 | 69 |
| Doug Wiggins | 1 | 2 | 5 | .400 | 1 | 1 | 1.000 | 0 | 0 | .000 | 4 | 4.0 | 4 | 5 | 5.0 | 5 | 23 |
| Marcus Williams | 6 | 32 | 68 | .471 | 10 | 22 | .455 | 37 | 41 | .902 | 24 | 4.0 | 14 | 111 | 18.5 | 44 | 217 |
| Murray Williams | 4 | 0 | 2 | .000 | 0 | 0 | .000 | 0 | 0 | .000 | 1 | 0.3 | 2 | 0 | 0.0 | 1 | 23 |
| Joey Whelton | 2 | 17 | 36 | .472 | - | - | - | 3 | 6 | .500 | 2 | 1.0 | 5 | 37 | 18.5 | 6 | - |
| Marcus White | 3 | 3 | 12 | .250 | 0 | 0 | .000 | 10 | 13 | .769 | 18 | 6.0 | 5 | 16 | 5.3 | 1 | 75 |
| Ken Whitney | 2 | 0 | 3 | .000 | - | - | - | 1 | 3 | .333 | 0 | 0.0 | 1 | 1 | 0.5 | 0 | 12 |
| Wally Widholm | 1 | 2 | 5 | .400 | - | - | - | 3 | 3 | 1.000 | 6 | 6.0 | 5 | 7 | 7.0 | 3 | - |
| Nantambu Willingham | 7 | 0 | 3 | .000 | 0 | 0 | .000 | 2 | 2 | 1.000 | 6 | 0.9 | 3 | 2 | 0.3 | 0 | 18 |
| Chris Witcomb | 1 | 1 | 4 | .250 | - | - | - | 0 | 1 | .000 | 1 | 1.0 | 0 | 2 | 2.0 | 0 | 12 |
| Enosch Wolf | 1 | 0 | 0 | .000 | 0 | 0 | .000 | 0 | 0 | .000 | 0 | 0.0 | 0 | 0 | 0.0 | 0 | 2 |
| Doug Wrenn | 2 | 0 | 2 | .000 | 0 | 0 | .000 | 0 | 0 | .000 | 1 | 0.5 | 2 | 0 | 0.0 | 0 | 12 |
| Greg Yeomans | 1 | 0 | 0 | .000 | 0 | 0 | .000 | 0 | 0 | .000 | 0 | 0.0 | 1 | 0 | 0.0 | 0 | 3 |
| Vin Yokabaskas | 1 | 7 | 15 | .467 | - | - | - | 8 | 11 | .727 | 3 | 3.0 | 2 | 22 | 22.0 | 3 | - |
| Stan Zima | 1 | 2 | - | - | - | - | - | 2 | 2 | 1.000 | 0 | 0.0 | 1 | 6 | 6.0 | - | - |

# ALL-TIME NCAA TOURNAMENT TOP PERFORMANCES

## NCAA Tournament
## Individual Career Records (2023 not included)

| | Years | Total |
|---|---|---|
| **Games** | | |
| 1. Rashad Anderson | 03-06 | 15 |
| Hilton Armstrong | 03-06 | 15 |
| Denham Brown | 03-06 | 15 |
| 4. Shabazz Napier | 11-14 | 13 |
| Niels Giffey | 11-14 | 13 |
| Rashamel Jones | 96-99 | 13 |
| Taliek Brown | 01-04 | 13 |
| Ben Gordon | 02-04 | 13 |
| Emeka Okafor | 02-04 | 13 |
| **FGM** | | |
| 1. Richard Hamilton | 97-99 | 87 |
| 2. Emeka Okafor | 02-04 | 72 |
| 3. Ray Allen | 94-96 | 71 |
| 4. Khalid El-Amin | 98-00 | 67 |
| 5. Ben Gordon | 02-04 | 63 |
| **FG% (min. 25 FGA)** | | |
| 1. Edmund Saunders | 99-01 | 62.2 |
| 2. Emeka Okafor | 02-04 | 60.0 |
| 3. Travis Knight | 93-96 | 59.3 |
| 4. Hasheem Thabeet | 07-09 | 59.1 |
| 5. Kake Voskuhl | 97-00 | 59.0 |
| **3-PT. FGM** | | |
| 1. Rashad Anderson | 03-06 | 37 |
| 2. Ben Gordon | 02-04 | 27 |
| 3. Shabazz Napier | 11-14 | 26 |
| 4. Ray Allen | 94-96 | 25 |
| 5. Chris Smith | 89-92 | 24 |
| **3-PT. FG% (min. 10 3FGA)** | | |
| 1. Jeremy Lamb | 11-12 | 56.0 |
| 2. Caron Butler | 02 | 50.0 |
| 3. Marcus Williams | 03-06 | 45.5 |
| 4. Ray Allen | 94-96 | 44.6 |
| 5. Rashad Anderson | 03-06 | 42.0 |
| **FTM** | | |
| 1. Ben Gordon | 02-04 | 63 |
| 2. Kemba Walker | 09-11 | 62 |
| 3. Shabazz Napier | 11-14 | 45 |
| 3. Donny Marshall | 92-95 | 45 |
| 5. Khalid El-Amin | 98-00 | 42 |
| **FT% (min 10 FTA)** | | |
| 1. Niels Giffey | 11-14 | 100.0 |
| 1. Al Weston | 73-76 | 100.0 |
| 3. Craig Austrie | 06-09 | 96.0 |
| 4. Mike McKay | 79-82 | 92.9 |
| 5. Sterling Gibbs | 2016 | 92.3 |
| 6. Terrence Samuel | 2014 | 91.7 |
| 7. Marcus Williams | 04-06 | 90.2 |
| 8. Kevin Ollie | 92-95 | 90.0 |
| **Rebounds** | | |
| 1. Emeka Okafor | 02-04 | 141 |
| 2. Toby Kimball | 63-65 | 92 |
| 3. Kevin Freeman | 97-00 | 79 |
| 4. Jake Voskuhl | 97-00 | 75 |
| 5. Ray Allen | 94-96 | 70 |
| **Rebound Avg.** | | |
| 1. Toby Kimball | 63-65 | 18.4 |
| 2. John Thomas | 73-75 | 15.0 |
| 3. Corny Thompson | 79-82 | 12.0 |
| 4. Emeka Okafor | 02-04 | 10.8 |
| 5. Daniel Hamilton | 2016 | 10.5 |
| **Assists** | | |
| 1. Taliek Brown | 01-04 | 63 |
| 2. Shabazz Napier | 11-14 | 53 |
| 3. Khalid El-Amin | 98-00 | 50 |
| 4. Doron Sheffer | 94-96 | 48 |
| 5. Kevin Ollie | 92-95 | 47 |
| 6. Marcus Williams | 04-06 | 44 |
| **Points** | | |
| 1. Richard Hamilton | 97-99 | 235 |
| 2. Ben Gordon | 02-04 | 216 |
| 2. Ray Allen | 94-96 | 195 |
| 4. Khalid El-Amin | 98-00 | 194 |
| 5. Kemba Walker | 09-11 | 192 |
| **Pts. Avg.** | | |
| 1. Caron Butler | 02 | 26.5 |
| 2. Richard Hamilton | 97-99 | 23.5 |
| 3. Vin Yokabauskas | 50-52 | 22.0 |
| 4. Al Weston | 73-76 | 21.0 |
| 5. Jack Rose | 58-60 | 21.0 |
| 6. Worthy Patterson | 52-54 | 21.0 |

*Richard Hamilton is UConn's all-time leading scorer in NCAA Tournament play with 235 points.*

## Best Single-Game Performances in NCAA Tournament Play

| | | | |
|---|---|---|---|
| **Most Points by a UConn Player** | | | |
| Kemba Walker vs. San Diego State | 36 | 3/24/11 | Sweet 16 |
| Ben Gordon vs. Alabama | 36 | 3/27/04 | Final Eight |
| Ray Allen vs. UCLA | 36 | 3/23/95 | Final Eight |
| Caron Butler vs. NC State | 34 | 3/17/02 | 2nd Round |
| Kemba Walker vs. Cincinnati | 33 | 3/19/11 | 3rd Round |
| Caron Butler vs. Maryland | 32 | 3/24/02 | Final Eight |
| Richard Hamilton vs. Fairleigh Dickinson | 30 | 3/12/98 | 1st Round |
| Ben Gordon vs. Stanford | 29 | 3/22/03 | 2nd Round |
| Rashad Anderson vs. Alabama | 28 | 3/27/04 | Final Eight |
| Richard Hamilton vs. Texas-San Antonio | 28 | 3/11/99 | 1st Round |
| Khalid El-Amin vs. Fairleigh Dickinson | 28 | 3/12/98 | 1st Round |
| Jack Rose vs. Boston U. | 28 | 3/10/59 | 1st Round |
| Adama Sanogo vs. Iona | 28 | 3/17/23 | 1st Round |
| A.J. Price vs. Texas A & M | 27 | 3/21/09 | 2nd Round |
| Richard Hamilton vs. Duke | 27 | 3/29/99 | Nat'l Champ. |
| Doron Sheffer vs. Eastern Michigan | 27 | 3/16/96 | 2nd Round |
| Donny Marshall vs. Maryland | 27 | 3/23/95 | Sweet 16 |
| DeAndre Daniels vs. Iowa State | 27 | 3/28/14 | Sweet 16 |
| Marcus Williams vs. Washington | 26 | 3/24/06 | Sweet 16 |
| Ray Allen vs. Cincinnati | 25 | 3/18/95 | 2nd Round |
| Donny Marshall vs. Cincinnati | 25 | 3/18/95 | 2nd Round |
| Chris Smith vs. LSU | 25 | 3/14/91 | 1st Round |
| Shabazz Napier vs. Villanova | 25 | 3/22/14 | Round of 32 |
| Shabazz Napier vs. Michigan State | 25 | 3/30/14 | Final Eight |
| **Most Assists by a UConn Player** | | | |
| Kemba Walker vs. Bucknell | 12 | 3/17/11 | 2nd Round |
| Marcus Williams vs. George Mason | 11 | 3/26/06 | Elite Eight |
| Kevin Ollie vs. Tennessee-Chattanooga | 11 | 3/16/95 | 1st Round |
| Taliek Brown vs. Alabama | 10 | 3/27/04 | Final Eight |
| Khalid El-Amin vs. Texas-San Antonio | 10 | 3/11/99 | 1st Round |
| Andre Jackson Jr. vs. Gonzaga | 10 | 3/25/23 | Elite Eight |
| **Most Rebounds by a UConn Player** | | | |
| Toby Kimball vs. St. Joseph's | 29 | 3/8/65 | 1st Round |
| Toby Kimball vs. West Virginia | 19 | 3/11/63 | 1st Round |
| John Thomas vs. Rutgers | 19 | 3/18/76 | Sweet 16 |
| Emeka Okafor vs. Texas | 17 | 3/28/03 | Sweet 16 |
| Toby Kimball vs. Temple | 17 | 3/6/64 | 1st Round |
| Jeff Adrien vs. Chattanooga | 16 | 3/19/09 | 1st Round |
| Donyell Marshall vs. Ohio St. | 16 | 3/21/92 | 2nd Round |
| John Pipcyznski vs. New York U. | 16 | 3/8/60 | 1st Round |
| Hasheem Thabeet vs. Purdue | 15 | 3/26/09 | Sweet 16 |
| Emeka Okafor vs. Georgia Tech | 15 | 4/5/04 | Nat'l Champ. |
| Emeka Okafor vs. Stanford | 15 | 3/22/03 | 2nd Round |
| Emeka Okafor vs. Hampton | 15 | 3/15/02 | 1st Round |
| Kevin Freeman vs. Gonzaga | 15 | 3/20/99 | Final Eight |
| Scott Burrell vs. Clemson | 15 | 3/22/90 | Sweet 16 |
| Robert Osborn vs. Temple | 15 | 3/16/56 | Sweet 16 |

## Best Single Tournament Totals and Averages in NCAA Tournament Play (2023 not included)

| | | |
|---|---|---|
| **Points** | | |
| 1. Richard Hamilton | 145 | 1999 |
| 2. Kemba Walker | 141 | 2011 |
| 3. Ben Gordon | 127 | 2004 |
| 3. Shabazz Napier | 127 | 2014 |
| 5. Caron Butler | 106 | 2002 |
| 6. Rashad Anderson | 104 | 2004 |
| **Points Average (min. 3 games)** | | |
| 1. Caron Butler | 26.5 (4 games) | 2002 |
| 2. Richard Hamilton | 24.2 (6 games) | 1999 |
| 3. Ray Allen | 24.0 (4 games) | 1995 |
| 4. Ray Allen | 23.7 (3 games) | 1996 |
| 5. Kemba Walker | 23.5 (6 games) | 2011 |
| **Rebound Average (min. 3 games)** | | |
| 1. Toby Kimball | 14.7 (3 games) | 1964 |
| 2. Emeka Okafor | 13.3 (3 games) | 2003 |
| 3. Emeka Okafor | 11.3 (6 games) | 2004 |
| 4. Hasheem Thabeet | 10.2 (5 games) | 2009 |
| 5. Alex Oriakhi | 9.8 (6 games) | 2011 |
| **Assist Average (min. 3 games)** | | |
| 1. Marcus Williams | 8.8 (4 games) | 2006 |
| 2. Kevin Ollie | 8.0 (4 games) | 1995 |
| 3. Doron Sheffer | 5.8 (4 games) | 2004 |
| 4. Kemba Walker | 5.7 (6 games) | 2011 |
| 5. Taliek Brown | 5.5 (6 games) | 2004 |
| **Three-Pointers in a Tournament** | | |
| 1. Rashad Anderson | 21 | 2004 |
| 2. Shabazz Napier | 20 | 2014 |
| 3. Ben Gordon | 14 | 2004 |
| 3. Richard Hamilton | 14 | 1998 |
| 3. Chris Smith | 14 | 1990 |
| 6. Ray Allen | 13 | 1996 |

## UCONN'S NCAA TOURNAMENT HISTORY

# ALL-TIME NCAA TOURNAMENT BOX SCORES & RECAPS

2023 NCAA Tournament
Saturday, March 25, 2023, T-Mobile Arena, Las Vegas, Nev.
#4 seed Connecticut 82, #3 seed Gonzaga 54

Official Basketball Box Score - Final
**UConn at Gonzaga**
03/25/23 T-Mobile Arena, Las Vegas
NCAA Division I Men's Basketball Championship - Elite 8

**Game Time:** 3:49 PM
**Game Duration:** 2:13
**Attendance:** 18,119

**Officials:** Keith Kimble, John Gaffney, Michael Reed

**UConn - 82** **Record: 29-8**

| NO. | Name | | Min | FG M-A | 3P M-A | FT M-A | Rebounds OR | DR | TOT | Fouls PF | FD | TP | AS | TO | ST | Blocks BS | BA | +/- |
|---|---|---|---|---|---|---|---|---|---|---|---|---|---|---|---|---|---|---|
| 11 | Alex Karaban | F | 21:55 | 5-9 | 2-6 | 0-0 | 0 | 4 | 4 | 4 | 0 | 12 | 1 | 2 | 0 | 1 | 0 | 15 |
| 21 | Adama Sanogo | F | 25:37 | 3-11 | 0-1 | 4-4 | 1 | 9 | 10 | 2 | 3 | 10 | 4 | 1 | 0 | 1 | 1 | 25 |
| 2 | Tristen Newton | G | 29:05 | 2-7 | 0-3 | 4-6 | 2 | 5 | 7 | 2 | 6 | 8 | 3 | 1 | 0 | 0 | 0 | 26 |
| 24 | Jordan Hawkins | G | 33:19 | 6-15 | 6-10 | 2-3 | 1 | 5 | 6 | 1 | 2 | 20 | 1 | 2 | 0 | 0 | 0 | 34 |
| 44 | Andre Jackson Jr. | G | 31:16 | 4-9 | 0-2 | 0-0 | 6 | 3 | 9 | 2 | 0 | 8 | 10 | 0 | 0 | 0 | 0 | 31 |
| 4 | Nahiem Alleyne | | 16:23 | 3-5 | 1-2 | 1-1 | 0 | 0 | 0 | 3 | 1 | 8 | 0 | 1 | 1 | 0 | 0 | 3 |
| 32 | Donovan Clingan | | 12:33 | 3-6 | 0-0 | 0-0 | 1 | 2 | 3 | 3 | 0 | 6 | 0 | 0 | 0 | 3 | 0 | 3 |
| 3 | Joey Calcaterra | | 13:26 | 3-7 | 2-5 | 0-0 | 0 | 3 | 3 | 1 | 0 | 8 | 0 | 0 | 2 | 0 | 0 | 3 |
| 5 | Hassan Diarra | | 07:36 | 0-0 | 0-0 | 0-0 | 0 | 0 | 0 | 0 | 0 | 0 | 2 | 0 | 0 | 0 | 0 | 5 |
| 35 | Samson Johnson | | 03:02 | 0-0 | 0-0 | 0-0 | 1 | 1 | 2 | 0 | 0 | 0 | 0 | 0 | 0 | 0 | 0 | -5 |
| 13 | Richie Springs | | 01:50 | 0-0 | 0-0 | 0-0 | 0 | 0 | 0 | 0 | 0 | 0 | 0 | 0 | 0 | 0 | 0 | 0 |
| 20 | Andrew Hurley | | 01:50 | 0-2 | 0-2 | 0-0 | 0 | 0 | 0 | 0 | 0 | 0 | 0 | 0 | 0 | 0 | 0 | 0 |
| 33 | Apostolos Roumoglou | | 01:50 | 1-1 | 0-0 | 0-0 | 1 | 0 | 1 | 0 | 0 | 2 | 0 | 0 | 0 | 0 | 0 | 0 |
| 30 | Yarin Hasson | | 00:09 | 0-0 | 0-0 | 0-0 | 0 | 0 | 0 | 0 | 0 | 0 | 0 | 0 | 0 | 0 | 0 | 0 |
| 41 | Emmett Hendry | | 00:09 | 0-0 | 0-0 | 0-0 | 0 | 0 | 0 | 0 | 0 | 0 | 0 | 0 | 0 | 0 | 0 | 0 |
| Team | | | | | | | 0 | 3 | 3 | | | 0 | | 1 | | | | |
| **Totals** | | | | 30-72 | 11-31 | 11-14 | 13 | 35 | 48 | 18 | 12 | 82 | 21 | 8 | 3 | 5 | 1 | 28 |

**Technical Fouls:**:NONE

| Shooting By Period | | |
|---|---|---|
| 1st FG% | 15-37 | 40.5% |
| 3PT% | 5-16 | 31.3% |
| FT% | 4-6 | 66.7% |
| 2nd FG% | 15-35 | 42.9% |
| 3PT% | 6-15 | 40.0% |
| FT% | 7-8 | 87.5% |
| GM FG% | 30-72 | 41.7% |
| 3PT% | 11-31 | 35.5% |
| FT% | 11-14 | 78.6% |

Dead Ball Rebounds: 1, 0

**Gonzaga - 54** **Record: 31-6**

| NO. | Name | | Min | FG M-A | 3P M-A | FT M-A | Rebounds OR | DR | TOT | Fouls PF | FD | TP | AS | TO | ST | Blocks BS | BA | +/- |
|---|---|---|---|---|---|---|---|---|---|---|---|---|---|---|---|---|---|---|
| 2 | Drew Timme | F | 31:31 | 5-14 | 0-0 | 2-4 | 3 | 7 | 10 | 4 | 3 | 12 | 4 | 3 | 0 | 0 | 1 | -12 |
| 22 | Anton Watson | F | 24:15 | 3-4 | 0-1 | 0-4 | 1 | 5 | 6 | 1 | 2 | 6 | 1 | 1 | 0 | 1 | 0 | -29 |
| 0 | Julian Strawther | G | 32:44 | 4-15 | 0-6 | 3-3 | 0 | 6 | 6 | 1 | 6 | 11 | 1 | 1 | 0 | 0 | 1 | -31 |
| 11 | Nolan Hickman | G | 24:36 | 0-5 | 0-4 | 0-0 | 0 | 0 | 0 | 2 | 0 | 0 | 5 | 2 | 0 | 0 | 0 | -11 |
| 45 | Rasir Bolton | G | 19:43 | 2-7 | 1-3 | 1-2 | 0 | 2 | 2 | 1 | 2 | 6 | 1 | 0 | 0 | 0 | 0 | -22 |
| 5 | Hunter Sallis | | 17:38 | 2-5 | 0-2 | 1-2 | 0 | 1 | 1 | 2 | 2 | 5 | 0 | 2 | 1 | 0 | 1 | -9 |
| 13 | Malachi Smith | | 26:21 | 2-4 | 1-1 | 3-4 | 1 | 2 | 3 | 0 | 2 | 8 | 1 | 0 | 1 | 0 | 1 | -16 |
| 33 | Ben Gregg | | 19:32 | 2-5 | 0-2 | 2-3 | 1 | 6 | 7 | 1 | 1 | 6 | 0 | 0 | 0 | 0 | 1 | -10 |
| 15 | Efton Reid | | 01:50 | 0-0 | 0-0 | 0-0 | 0 | 0 | 0 | 0 | 0 | 0 | 0 | 0 | 0 | 0 | 0 | 0 |
| 55 | Dominick Harris | | 01:50 | 0-1 | 0-1 | 0-0 | 0 | 1 | 1 | 0 | 0 | 0 | 0 | 0 | 0 | 0 | 0 | 0 |
| Team | | | | | | | 3 | 1 | 4 | | | 0 | | 0 | | | | |
| **Totals** | | | | 20-60 | 2-20 | 12-22 | 9 | 31 | 40 | 12 | 18 | 54 | 13 | 9 | 2 | 1 | 5 | -28 |

**Technical Fouls:**:NONE

| Shooting By Period | | |
|---|---|---|
| 1st FG% | 13-31 | 41.9% |
| 3PT% | 1-9 | 11.1% |
| FT% | 5-8 | 62.5% |
| 2nd FG% | 7-29 | 24.1% |
| 3PT% | 1-11 | 9.1% |
| FT% | 7-14 | 50% |
| GM FG% | 20-60 | 33.3% |
| 3PT% | 2-20 | 10.0% |
| FT% | 12-22 | 54.5% |

Dead Ball Rebounds: 6, 0

| | UCN | GON |
|---|---|---|
| **Biggest lead** | 33 (2nd 3:48) | 1 (1st 6:33) |
| **Best Scoring Run** | 8(2nd 18:58) | 5(2nd 1:50) |
| **Lead Changes** | 4 | |
| **Times Tied** | 4 | |
| **Time with Lead** | 37:01 | 00:47 |

| Points from | UCN | GON |
|---|---|---|
| **Turnovers** | 9 | 8 |
| **Paint** | 36 | 30 |
| **Second Chance** | 12 | 9 |
| **Fast Breaks** | 14 | 5 |
| **Bench** | 24 | 19 |

| Period by Period Scoring | 1st | 2nd | TOT |
|---|---|---|---|
| **UCN** | 39 | 43 | 82 |
| **GON** | 32 | 22 | 54 |

Jordan Hawkins scored 20 points and UConn blew past its fourth straight NCAA Tournament opponent, earning its first trip to the Final Four in nine years with an 82-54 blowout of Gonzaga on Saturday night.

The Huskies (29-8) have felt right at home in their first extended March Madness run since winning the 2014 national championship, playing their best basketball of what had been an up-and-down season.

UConn controlled the usually efficient Bulldogs at both ends in the West Region final, building a 23-point lead early in the second half to waltz right into the final section of the bracket.

The Huskies' two NCAA Tournament first-round exits under coach Dan Hurley are now well in the rearview mirror. These elite Huskies did what the UConn women couldn't for once and are headed to Houston, where they will play either Texas or Miami.

The Bulldogs (31-6) didn't have the same second-half magic they had in a last-second win over UCLA in the Elite Eight.

Gonzaga allowed UConn to go on a late run to lead by seven at halftime and fell completely apart after All-American Drew Timme went to the bench with his fourth foul early in the second half.

The Zags shot 33% from the field — 7 of 29 in the second half — and went 2 for 20 from 3 to stumble in their bid for a third Final Four since 2017.

2023 NCAA Tournament
Thursday, March 23, 2011, T-Mobile Arena, Las Vegas, Nev.
#4 seed Connecticut 88, #8 seed Arkansas 65

Official Basketball Box Score - Final
**Arkansas at UConn**
03/23/23 T-Mobile Arena, Las Vegas
NCAA Division I Men's Basketball Championship - Sweet 16

**Game Time:** 4:15 PM
**Game Duration:** 2:15

**Officials:** Terry Oglesby, Ray Natili, Lamar Simpson

**Arkansas - 65** **Record: 22-14**

| NO. | Name | | Min | FG M-A | 3P M-A | FT M-A | Rebounds OR | DR | TOT | Fouls PF | FD | TP | AS | TO | ST | Blocks BS | BA | +/- |
|---|---|---|---|---|---|---|---|---|---|---|---|---|---|---|---|---|---|---|
| 20 | Kamani Johnson | F | 17:26 | 0-3 | 0-0 | 0-0 | 4 | 1 | 5 | 5 | 2 | 0 | 3 | 0 | 0 | 0 | 0 | -5 |
| 0 | Anthony Black | G | 36:54 | 5-12 | 1-3 | 9-11 | 2 | 2 | 4 | 2 | 6 | 20 | 1 | 2 | 5 | 0 | 0 | -17 |
| 1 | Ricky Council IV | G | 33:51 | 4-12 | 1-3 | 8-9 | 1 | 2 | 3 | 2 | 5 | 17 | 2 | 2 | 0 | 1 | 2 | -22 |
| 3 | Nick Smith Jr. | G | 24:27 | 4-9 | 2-3 | 1-1 | 0 | 2 | 2 | 1 | 1 | 11 | 0 | 1 | 0 | 0 | 0 | -20 |
| 4 | Davonte Davis | G | 29:21 | 1-10 | 1-3 | 0-0 | 1 | 3 | 4 | 4 | 0 | 3 | 0 | 3 | 0 | 0 | 0 | -20 |
| 13 | Jordan Walsh | | 20:34 | 1-5 | 0-2 | 0-1 | 0 | 0 | 0 | 1 | 1 | 2 | 0 | 1 | 1 | 0 | 1 | -20 |
| 15 | Makhi Mitchell | | 10:49 | 1-4 | 0-0 | 0-0 | 0 | 0 | 0 | 0 | 0 | 2 | 0 | 1 | 1 | 0 | 0 | -8 |
| 22 | Makhel Mitchell | | 03:18 | 0-0 | 0-0 | 0-0 | 0 | 0 | 0 | 1 | 0 | 0 | 0 | 0 | 0 | 0 | 0 | -6 |
| 11 | Jalen Graham | | 08:41 | 2-2 | 0-0 | 1-3 | 2 | 2 | 4 | 2 | 2 | 5 | 0 | 0 | 1 | 1 | 0 | -1 |
| 23 | Derrian Ford | | 04:58 | 0-1 | 0-0 | 1-2 | 1 | 0 | 1 | 0 | 1 | 1 | 1 | 0 | 0 | 0 | 0 | 0 |
| 5 | Joseph Pinion | | 04:18 | 0-2 | 0-2 | 0-0 | 0 | 1 | 1 | 1 | 0 | 0 | 0 | 0 | 0 | 0 | 0 | 1 |
| 12 | Barry Dunning Jr. | | 02:37 | 2-3 | 0-0 | 0-0 | 1 | 0 | 1 | 0 | 0 | 4 | 0 | 0 | 0 | 0 | 0 | 2 |
| 21 | Cade Arbogast | | 01:23 | 0-0 | 0-0 | 0-0 | 0 | 0 | 0 | 0 | 0 | 0 | 0 | 0 | 0 | 0 | 0 | 1 |
| 45 | Lawson Blake | | 01:23 | 0-0 | 0-0 | 0-0 | 0 | 0 | 0 | 0 | 0 | 0 | 0 | 0 | 0 | 0 | 0 | 0 |
| Team | | | | | | | 4 | 2 | 6 | | | 0 | | 0 | | | | |
| **Totals** | | | | 20-63 | 5-16 | 20-27 | 16 | 15 | 31 | 19 | 18 | 65 | 7 | 10 | 8 | 2 | 3 | -23 |

**Technical Fouls:**:NONE

| Shooting By Period | | |
|---|---|---|
| 1st FG% | 10-30 | 33.3% |
| 3PT% | 3-7 | 42.9% |
| FT% | 6-6 | 100% |
| 2nd FG% | 10-33 | 30.3% |
| 3PT% | 2-9 | 22.2% |
| FT% | 14-21 | 66.7% |
| GM FG% | 20-63 | 31.7% |
| 3PT% | 5-16 | 31.3% |
| FT% | 20-27 | 74.1% |

Dead Ball Rebounds: 2, 0

**UConn - 88** **Record: 28-8**

| NO. | Name | | Min | FG M-A | 3P M-A | FT M-A | Rebounds OR | DR | TOT | Fouls PF | FD | TP | AS | TO | ST | Blocks BS | BA | +/- |
|---|---|---|---|---|---|---|---|---|---|---|---|---|---|---|---|---|---|---|
| 11 | Alex Karaban | F | 27:59 | 5-5 | 0-0 | 1-1 | 3 | 4 | 7 | 4 | 4 | 11 | 1 | 1 | 2 | 0 | 0 | 23 |
| 21 | Adama Sanogo | F | 24:22 | 9-11 | 0-0 | 0-2 | 2 | 6 | 8 | 2 | 5 | 18 | 1 | 3 | 0 | 2 | 0 | 21 |
| 2 | Tristen Newton | G | 31:03 | 2-6 | 2-3 | 0-0 | 1 | 5 | 6 | 4 | 0 | 6 | 7 | 4 | 0 | 0 | 2 | 20 |
| 24 | Jordan Hawkins | G | 27:55 | 6-13 | 3-9 | 9-9 | 0 | 2 | 2 | 2 | 4 | 24 | 3 | 1 | 1 | 0 | 0 | 32 |
| 44 | Andre Jackson Jr. | G | 32:24 | 3-5 | 1-1 | 0-0 | 2 | 6 | 8 | 3 | 1 | 7 | 7 | 3 | 3 | 0 | 0 | 20 |
| 4 | Nahiem Alleyne | | 18:34 | 2-4 | 2-3 | 4-4 | 0 | 1 | 1 | 1 | 2 | 10 | 2 | 0 | 1 | 0 | 0 | 3 |
| 32 | Donovan Clingan | | 13:27 | 2-2 | 0-0 | 1-3 | 0 | 4 | 4 | 2 | 2 | 5 | 0 | 3 | 0 | 1 | 0 | 5 |
| 3 | Joey Calcaterra | | 11:41 | 1-6 | 1-3 | 2-2 | 0 | 1 | 1 | 0 | 1 | 5 | 0 | 0 | 0 | 0 | 0 | -5 |
| 5 | Hassan Diarra | | 04:20 | 0-0 | 0-0 | 0-0 | 0 | 1 | 1 | 0 | 0 | 0 | 1 | 0 | 0 | 0 | 0 | 5 |
| 35 | Samson Johnson | | 01:56 | 0-0 | 0-0 | 0-0 | 0 | 0 | 0 | 1 | 0 | 0 | 0 | 0 | 0 | 0 | 0 | -4 |
| 33 | Apostolos Roumoglou | | 02:11 | 0-1 | 0-1 | 0-0 | 0 | 0 | 0 | 0 | 0 | 0 | 0 | 0 | 0 | 0 | 0 | -3 |
| 13 | Richie Springs | | 01:23 | 1-1 | 0-0 | 0-0 | 0 | 0 | 0 | 0 | 0 | 2 | 0 | 0 | 0 | 0 | 0 | -1 |
| 20 | Andrew Hurley | | 01:23 | 0-0 | 0-0 | 0-0 | 0 | 1 | 1 | 0 | 0 | 0 | 0 | 0 | 0 | 0 | 0 | -1 |
| 30 | Yarin Hasson | | 00:41 | 0-0 | 0-0 | 0-0 | 0 | 0 | 0 | 0 | 0 | 0 | 0 | 0 | 0 | 0 | 0 | 0 |
| 40 | Andre Johnson Jr. | | 00:41 | 0-0 | 0-0 | 0-0 | 0 | 0 | 0 | 0 | 0 | 0 | 0 | 0 | 0 | 0 | 0 | 0 |
| Team | | | | | | | 3 | 1 | 4 | | | 0 | | 2 | | | | |
| **Totals** | | | | 31-54 | 9-20 | 17-21 | 11 | 32 | 43 | 19 | 19 | 88 | 22 | 17 | 7 | 3 | 2 | 23 |

**Technical Fouls:**Jackson Jr. 2nd 13:31

| Shooting By Period | | |
|---|---|---|
| 1st FG% | 17-28 | 60.7% |
| 3PT% | 4-9 | 44.4% |
| FT% | 8-8 | 100% |
| 2nd FG% | 14-26 | 53.8% |
| 3PT% | 5-11 | 45.5% |
| FT% | 9-13 | 69.2% |
| GM FG% | 31-54 | 57.4% |
| 3PT% | 9-20 | 45.0% |
| FT% | 17-21 | 81.0% |

Dead Ball Rebounds: 1, 0

| | ARK | UCN |
|---|---|---|
| **Biggest lead** | 0 (1st 20:00) | 29 (2nd 15:44) |
| **Best Scoring Run** | 10(2nd 13:24) | 14(1st 7:42) |
| **Lead Changes** | 0 | |
| **Times Tied** | 0 | |
| **Time with Lead** | 00:00 | 38:53 |

| Points from | ARK | UCN |
|---|---|---|
| **Turnovers** | 8 | 14 |
| **Paint** | 24 | 42 |
| **Second Chance** | 18 | 14 |
| **Fast Breaks** | 13 | 10 |
| **Bench** | 14 | 22 |

| Period by Period Scoring | 1st | 2nd | TOT |
|---|---|---|---|
| **ARK** | 29 | 36 | 65 |
| **UCN** | 46 | 42 | 88 |

After UConn lost as a 5 seed to 12th-seeded New Mexico State in the first round of last year's NCAA Tournament, Huskies coach Dan Hurley told his core players they would be back on this stage.

Not only would they return, but Hurley said he would surround them with players capable of taking them deep into March.

They are certainly doing that.

The Huskies' 88-65 victory over Arkansas in the West Region semifinals on Thursday night was their third by double digits in as many games. Jordan Hawkins scored 24 points to lead the dominant effort.

Fourth-seeded UConn (28-8) will play either UCLA or Gonzaga on Saturday for a spot in the Final Four, a stout response to last year's early exit.

"We really from that day on really held each other to a higher standard and just told each other we're going to push for a national championship," UConn guard Andre Jackson Jr. said. "We're going to push for that type of standard every day in practice and we're going to hold each other to that."

UConn is playing like a team capable of winning its fifth national title and first since 2014. The Huskies have outscored their three March Madness opponents by 62 points.

"They've got a real complete team, probably the most complete team in the country," Arkansas guard Ricky Council IV said. "I think they can definitely win it all."

The Huskies won their first two games by outscoring Iona and Saint Mary's by a combined 86-49 in the second half. UConn surged early against Arkansas with a 14-point run and took a 46-29 lead into halftime.

The Huskies never trailed and led by as many as 29 points.

UConn, which has won nine of its past 10 games, shot 57.4% compared to 31.7% for Arkansas. The Huskies dominated inside, outrebounding the Razorbacks 43-31 and outscoring them 42-24 in the lane.

Adama Sanogo scored 18 points, Alex Karaban had 11 and Nahiem Alleyene 10 for UConn. Sanogo, who also had eight rebounds, has scored 71 points in 75 minutes in this tournament.

## UCONN'S NCAA TOURNAMENT HISTORY

# ALL-TIME NCAA TOURNAMENT BOX SCORES & RECAPS

2023 NCAA Tournament
Sunday, March 19, 2023, MVP Arena, Albany, N.Y.
#4 seed Connecticut 70, #5 seed St. Mary's 55

Official Basketball Box Score - Final
**Saint Mary's (CA) at UConn**
03/19/23 MVP Arena, Albany, NY
2022-23 NCAA Division I Men's Basketball Championship - Second Round

**Game Time:** 6:10 PM
**Game Duration:** 2:06
**Officials:** Doug Shows, Keith Kimble, Kelly Pfeifer

**Saint Mary's (CA) - 55** Record: 27-8

| NO. | Name | | Min | FG M-A | 3P M-A | FT M-A | Rebounds OR | DR | TOT | Fouls PF | FD | TP | AS | TO | ST | Blocks BS | BA | +/- |
|---|---|---|---|---|---|---|---|---|---|---|---|---|---|---|---|---|---|---|
| 14 | Kyle Bowen | F | 35:17 | 2-6 | 1-3 | 2-2 | 0 | 6 | 6 | 2 | 2 | 7 | 1 | 2 | 0 | 0 | 0 | -14 |
| 11 | Mitchell Saxen | C | 22:33 | 3-3 | 0-0 | 0-0 | 0 | 3 | 3 | 4 | 0 | 6 | 0 | 1 | 0 | 1 | 0 | -1 |
| 0 | Logan Johnson | G | 40:00 | 3-15 | 0-1 | 3-3 | 1 | 6 | 7 | 4 | 3 | 9 | 4 | 2 | 4 | 0 | 4 | -15 |
| 20 | Aidan Mahaney | G | 36:25 | 4-13 | 1-5 | 0-2 | 0 | 0 | 0 | 1 | 2 | 9 | 1 | 2 | 1 | 0 | 1 | -12 |
| 44 | Alex Ducas | G | 15:08 | 3-4 | 2-3 | 0-0 | 0 | 1 | 1 | 0 | 1 | 8 | 1 | 0 | 0 | 0 | 0 | 1 |
| 1 | Harry Wessels | | 15:25 | 1-1 | 0-0 | 2-2 | 1 | 1 | 2 | 1 | 1 | 4 | 0 | 0 | 0 | 0 | 0 | -17 |
| 3 | Augustas Marciulionis | | 22:01 | 3-6 | 0-1 | 1-4 | 0 | 0 | 0 | 1 | 4 | 7 | 2 | 1 | 0 | 0 | 0 | -14 |
| 33 | Luke Barrett | | 05:15 | 0-1 | 0-1 | 3-4 | 0 | 0 | 0 | 0 | 2 | 3 | 0 | 0 | 0 | 0 | 0 | -5 |
| 5 | Joshua Jefferson | | 06:09 | 0-0 | 0-0 | 2-2 | 1 | 2 | 3 | 0 | 1 | 2 | 0 | 0 | 1 | 0 | 0 | 0 |
| 15 | Chris Howell | | 01:47 | 0-0 | 0-0 | 0-0 | 0 | 0 | 0 | 0 | 0 | 0 | 0 | 0 | 0 | 0 | 0 | 2 |
| Team | | | | | | | 0 | 0 | 0 | | | 0 | | 1 | | | | |
| **Totals** | | | | 19-49 | 4-14 | 13-19 | 3 | 19 | 22 | 13 | 16 | 55 | 9 | 9 | 6 | 1 | 5 | -15 |

**Technical Fouls:**:NONE

| Shooting By Period | | |
|---|---|---|
| 1st FG% | 12-27 | 44.4% |
| 3PT% | 3-6 | 50.0% |
| FT% | 3-5 | 60% |
| 2nd FG% | 7-22 | 31.8% |
| 3PT% | 1-8 | 12.5% |
| FT% | 10-14 | 71.4% |
| GM FG% | 19-49 | 38.8% |
| 3PT% | 4-14 | 28.6% |
| FT% | 13-19 | 68.4% |

Dead Ball Rebounds: 5, 0

**UConn - 70** Record: 27-8

| NO. | Name | | Min | FG M-A | 3P M-A | FT M-A | Rebounds OR | DR | TOT | Fouls PF | FD | TP | AS | TO | ST | Blocks BS | BA | +/- |
|---|---|---|---|---|---|---|---|---|---|---|---|---|---|---|---|---|---|---|
| 11 | Alex Karaban | F | 32:12 | 1-5 | 1-3 | 0-0 | 1 | 3 | 4 | 0 | 0 | 3 | 0 | 1 | 0 | 0 | 0 | 13 |
| 21 | Adama Sanogo | F | 27:02 | 11-16 | 0-0 | 2-2 | 2 | 6 | 8 | 2 | 3 | 24 | 0 | 2 | 0 | 1 | 0 | 2 |
| 2 | Tristen Newton | G | 27:24 | 4-7 | 3-4 | 2-2 | 0 | 3 | 3 | 2 | 2 | 13 | 5 | 4 | 1 | 1 | 1 | 10 |
| 24 | Jordan Hawkins | G | 19:58 | 4-6 | 4-5 | 0-0 | 0 | 0 | 0 | 4 | 2 | 12 | 0 | 2 | 0 | 0 | 0 | 3 |
| 44 | Andre Jackson Jr. | G | 34:33 | 3-6 | 0-2 | 0-0 | 0 | 6 | 6 | 2 | 1 | 6 | 7 | 1 | 0 | 0 | 0 | 10 |
| 4 | Nahiem Alleyne | | 21:32 | 1-3 | 1-3 | 0-0 | 0 | 1 | 1 | 2 | 0 | 3 | 0 | 1 | 0 | 0 | 0 | 20 |
| 32 | Donovan Clingan | | 12:22 | 2-2 | 0-0 | 0-0 | 0 | 5 | 5 | 1 | 2 | 4 | 2 | 0 | 0 | 3 | 0 | 15 |
| 5 | Hassan Diarra | | 04:46 | 0-1 | 0-1 | 0-0 | 0 | 1 | 1 | 0 | 0 | 0 | 1 | 0 | 0 | 0 | 0 | 2 |
| 3 | Joey Calcaterra | | 16:00 | 1-4 | 1-4 | 2-2 | 0 | 1 | 1 | 2 | 2 | 5 | 0 | 0 | 0 | 0 | 0 | 11 |
| 35 | Samson Johnson | | 01:11 | 0-0 | 0-0 | 0-0 | 0 | 0 | 0 | 0 | 0 | 0 | 0 | 0 | 0 | 0 | 0 | -1 |
| 13 | Richie Springs | | 00:36 | 0-0 | 0-0 | 0-0 | 0 | 0 | 0 | 0 | 0 | 0 | 0 | 0 | 0 | 0 | 0 | -2 |
| 20 | Andrew Hurley | | 00:36 | 0-0 | 0-0 | 0-0 | 0 | 0 | 0 | 1 | 0 | 0 | 0 | 1 | 1 | 0 | 0 | -2 |
| 30 | Yarin Hasson | | 00:36 | 0-0 | 0-0 | 0-0 | 0 | 0 | 0 | 0 | 0 | 0 | 0 | 0 | 0 | 0 | 0 | -2 |
| 33 | Apostolos Roumoglou | | 00:36 | 0-0 | 0-0 | 0-1 | 0 | 1 | 1 | 0 | 1 | 0 | 0 | 0 | 0 | 0 | 0 | -2 |
| 41 | Emmett Hendry | | 00:36 | 0-0 | 0-0 | 0-0 | 0 | 0 | 0 | 0 | 0 | 0 | 0 | 1 | 0 | 0 | 0 | -2 |
| Team | | | | | | | 1 | 0 | 1 | | | 0 | | 1 | | | | |
| **Totals** | | | | 27-50 | 10-22 | 6-7 | 4 | 27 | 31 | 16 | 13 | 70 | 15 | 14 | 2 | 5 | 1 | 15 |

**Technical Fouls:**:NONE

| Shooting By Period | | |
|---|---|---|
| 1st FG% | 12-27 | 44.4% |
| 3PT% | 5-13 | 38.5% |
| FT% | 2-2 | 100% |
| 2nd FG% | 15-23 | 65.2% |
| 3PT% | 5-9 | 55.6% |
| FT% | 4-5 | 80% |
| GM FG% | 27-50 | 54.0% |
| 3PT% | 10-22 | 45.5% |
| FT% | 6-7 | 85.7% |

Dead Ball Rebounds: 1, 1

| | SMC | UConn |
|---|---|---|
| **Biggest lead** | 8 (1st 13:15) | 18 (2nd 2:37) |
| **Best Scoring Run** | 7(1st 13:15) | 10(2nd 11:28) |
| **Lead Changes** | 7 | |
| **Times Tied** | 3 | |
| **Time with Lead** | 15:30 | 20:49 |

| Points from | SMC | UConn |
|---|---|---|
| **Turnovers** | 15 | 9 |
| **Paint** | 30 | 34 |
| **Second Chance** | 7 | 9 |
| **Fast Breaks** | 5 | 9 |
| **Bench** | 16 | 12 |

| Period by Period Scoring | 1st | 2nd | TOT |
|---|---|---|---|
| **SMC** | 30 | 25 | 55 |
| **UConn** | 31 | 39 | 70 |

ALBANY, N.Y. (AP) — Adama Sanogo scored 24 points and Jordan Hawkins delivered from the 3-point line in the second half as UConn pulled away from Saint Mary's for a 70-55 win on Sunday that put the Huskies in the Sweet 16 for the first time in nine years.

No. 4 seed UConn (27-8) advanced to the West Regional in Las Vegas on Thursday. Next up is eighth-seeded Arkansas, which knocked off No. 1 seed Kansas.

Sanogo followed up his 28-point game in the Huskies' NCAA tourney opener against Iona with another powerful and efficient performance in the paint. The 245-pound junior was 11 for 16 from the floor and grabbed eight rebounds, dominating a big-man matchup with Mitchell Saxen (six points, three rebounds and four fouls).

Saint Mary's (27-8) of the West Coast Conference failed to get out of the first weekend of the tournament for the second straight season as a No. 5 seed.

Aidan Mahaney and Logan Johnson each scored nine for the Gaels, who played the final 25 minutes without third-leading scorer Alex Ducas. The senior left with an apparent back injury.

UConn used a 14-2 spurt, highlighted by a 3 from Hawkins with 11:28 left in the second half, to go up 51-40.

Hawkins had been scoreless to that point, but he added another 3 coming off a screen moments later to make it 56-45, and the "Let's Go Huskies!" chants started to reverberate throughout MVP Arena.

Hawkins wasn't done, making back-to-back 3s to make it 62-47 with 6:38 left. He finished with 12 points.

Meanwhile, the Huskies defense was clamping down on the Gaels, who were held under 60 points for just the fourth time this season.

The Gaels and Huskies played a practically even first half, with both shooting 44.4% from the field, and closing strong. Mahaney made a 3 with 21 second left to put Saint Mary's up 30-28 and Newton responded with a 3-pointer 18 seconds later that put the Huskies up 31-30 at half and brought the pro-UConn crowd to its feet.

The Huskies' last title run came out of the American Athletic Conference, the league birthed from the Big East's football-basketball breakup in 2013.

UConn went with the football schools and played seven years in the AAC, where its football program floundered while its vaunted men's basketball slipped into irrelevance.

The Huskies returned to their Big East roots, hiring former Seton Hall point guard Dan Hurley as coach five years ago and rejoining the conference three seasons ago, and they have been on the rise ever since.

2023 NCAA Tournament
Friday, March 17, 2023, MVP Arena, Albany, N.Y.
#4 seed Connecticut 87, #13 seed Iona 63

Official Basketball Box Score - Final
**Iona at UConn**
03/17/23 MVP Arena, Albany, NY
2022-23 NCAA Division I Men's Basketball Championship - First Round

**Game Time:** 4:30 PM
**Game Duration:** 2:08
**Attendance:** 14,010
**Officials:** Jeffrey Anderson, Olandis Poole, Owen Shortt

**Iona - 63** Record: 27-8

| NO. | Name | | Min | FG M-A | 3P M-A | FT M-A | Rebounds OR | DR | TOT | Fouls PF | FD | TP | AS | TO | ST | Blocks BS | BA | +/- |
|---|---|---|---|---|---|---|---|---|---|---|---|---|---|---|---|---|---|---|
| 0 | Berrick JeanLouis | F | 30:40 | 5-10 | 2-3 | 1-2 | 0 | 3 | 3 | 2 | 1 | 13 | 0 | 0 | 0 | 0 | 1 | -16 |
| 13 | Nelly Joseph | F | 33:35 | 4-8 | 0-0 | 0-0 | 1 | 4 | 5 | 3 | 1 | 8 | 0 | 1 | 0 | 0 | 1 | -16 |
| 55 | Osborn Shema | F | 26:15 | 0-5 | 0-2 | 0-0 | 0 | 3 | 3 | 1 | 0 | 0 | 0 | 0 | 2 | 1 | 0 | -21 |
| 1 | Walter Clayton Jr. | G | 31:00 | 4-10 | 3-6 | 4-4 | 2 | 2 | 4 | 3 | 6 | 15 | 4 | 2 | 0 | 1 | 0 | -15 |
| 5 | Daniss Jenkins | G | 34:39 | 4-13 | 0-1 | 6-7 | 0 | 2 | 2 | 2 | 5 | 14 | 5 | 0 | 4 | 1 | 1 | -28 |
| 2 | Sadiku Ibine Ayo | | 09:17 | 1-4 | 0-1 | 0-0 | 1 | 1 | 2 | 0 | 0 | 2 | 0 | 0 | 0 | 0 | 1 | -8 |
| 33 | Silas Sunday | | 05:43 | 2-3 | 0-0 | 0-0 | 1 | 0 | 1 | 1 | 0 | 4 | 0 | 0 | 0 | 0 | 0 | -6 |
| 12 | Anton Brookshire | | 06:29 | 1-2 | 1-2 | 0-0 | 0 | 2 | 2 | 0 | 0 | 3 | 0 | 1 | 0 | 0 | 0 | 3 |
| 23 | Michael Jefferson | | 14:27 | 1-2 | 1-1 | 0-1 | 0 | 2 | 2 | 1 | 1 | 3 | 0 | 1 | 1 | 0 | 1 | -5 |
| 3 | Cruz Davis | | 07:55 | 0-0 | 0-0 | 1-2 | 0 | 1 | 1 | 0 | 1 | 1 | 0 | 1 | 0 | 0 | 0 | -8 |
| Team | | | | | | | 2 | 2 | 4 | | | 0 | | 0 | | | | |
| **Totals** | | | | 22-57 | 7-16 | 12-16 | 7 | 22 | 29 | 13 | 15 | 63 | 9 | 6 | 7 | 3 | 5 | -24 |

**Technical Fouls:**:NONE

| Shooting By Period | | |
|---|---|---|
| 1st FG% | 16-33 | 48.5% |
| 3PT% | 6-11 | 54.5% |
| FT% | 1-2 | 50% |
| 2nd FG% | 6-24 | 25.0% |
| 3PT% | 1-5 | 20.0% |
| FT% | 11-14 | 78.6% |
| GM FG% | 22-57 | 38.6% |
| 3PT% | 7-16 | 43.8% |
| FT% | 12-16 | 75.0% |

Dead Ball Rebounds: 1, 0

**UConn - 87** Record: 26-8

| NO. | Name | | Min | FG M-A | 3P M-A | FT M-A | Rebounds OR | DR | TOT | Fouls PF | FD | TP | AS | TO | ST | Blocks BS | BA | +/- |
|---|---|---|---|---|---|---|---|---|---|---|---|---|---|---|---|---|---|---|
| 11 | Alex Karaban | F | 30:41 | 2-5 | 2-4 | 0-0 | 2 | 2 | 4 | 4 | 1 | 6 | 3 | 1 | 0 | 1 | 0 | 12 |
| 21 | Adama Sanogo | F | 24:39 | 13-17 | 0-0 | 2-3 | 6 | 7 | 13 | 0 | 2 | 28 | 0 | 2 | 0 | 1 | 0 | 16 |
| 2 | Tristen Newton | G | 23:35 | 1-5 | 0-2 | 2-2 | 0 | 4 | 4 | 3 | 2 | 4 | 6 | 0 | 0 | 0 | 1 | 14 |
| 24 | Jordan Hawkins | G | 27:33 | 3-11 | 3-7 | 4-4 | 2 | 2 | 4 | 3 | 4 | 13 | 1 | 0 | 0 | 0 | 1 | 11 |
| 44 | Andre Jackson Jr. | G | 33:31 | 4-9 | 2-5 | 0-0 | 2 | 3 | 5 | 2 | 0 | 10 | 7 | 2 | 1 | 0 | 0 | 23 |
| 3 | Joey Calcaterra | | 12:35 | 2-4 | 2-3 | 0-0 | 0 | 1 | 1 | 1 | 0 | 6 | 2 | 0 | 0 | 0 | 0 | 7 |
| 4 | Nahiem Alleyne | | 14:48 | 2-5 | 2-3 | 2-2 | 0 | 0 | 0 | 1 | 1 | 8 | 1 | 0 | 1 | 0 | 0 | 17 |
| 32 | Donovan Clingan | | 13:47 | 5-7 | 0-0 | 2-3 | 2 | 7 | 9 | 0 | 3 | 12 | 1 | 1 | 0 | 2 | 1 | 8 |
| 5 | Hassan Diarra | | 10:57 | 0-3 | 0-1 | 0-0 | 0 | 2 | 2 | 1 | 0 | 0 | 3 | 1 | 2 | 1 | 0 | 10 |
| 35 | Samson Johnson | | 01:26 | 0-0 | 0-0 | 0-0 | 0 | 0 | 0 | 0 | 0 | 0 | 0 | 0 | 0 | 0 | 0 | 2 |
| 13 | Richie Springs | | 01:34 | 0-0 | 0-0 | 0-0 | 0 | 1 | 1 | 0 | 0 | 0 | 0 | 1 | 0 | 0 | 0 | 0 |
| 20 | Andrew Hurley | | 01:34 | 0-0 | 0-0 | 0-0 | 0 | 0 | 0 | 0 | 0 | 0 | 0 | 0 | 0 | 0 | 0 | 0 |
| 33 | Apostolos Roumoglou | | 01:34 | 0-0 | 0-0 | 0-0 | 0 | 0 | 0 | 0 | 0 | 0 | 0 | 0 | 0 | 0 | 0 | 0 |
| 30 | Yarin Hasson | | 00:53 | 0-0 | 0-0 | 0-0 | 0 | 0 | 0 | 0 | 0 | 0 | 0 | 0 | 0 | 0 | 0 | 0 |
| 40 | Andre Johnson Jr. | | 00:53 | 0-0 | 0-0 | 0-0 | 0 | 0 | 0 | 0 | 0 | 0 | 0 | 0 | 0 | 0 | 0 | 0 |
| Team | | | | | | | 0 | 2 | 2 | | | 0 | | 1 | | | | |
| **Totals** | | | | 32-66 | 11-25 | 12-14 | 14 | 31 | 45 | 15 | 13 | 87 | 24 | 9 | 4 | 5 | 3 | 24 |

**Technical Fouls:**:NONE

| Shooting By Period | | |
|---|---|---|
| 1st FG% | 14-36 | 38.9% |
| 3PT% | 7-16 | 43.8% |
| FT% | 2-3 | 66.7% |
| 2nd FG% | 18-30 | 60.0% |
| 3PT% | 4-9 | 44.4% |
| FT% | 10-11 | 90.9% |
| GM FG% | 32-66 | 48.5% |
| 3PT% | 11-25 | 44.0% |
| FT% | 12-14 | 85.7% |

Dead Ball Rebounds: 0, 0

| | IONA | UCONN |
|---|---|---|
| **Biggest lead** | 4 (1st 12:54) | 24 (2nd 2:02) |
| **Best Scoring Run** | 7(1st 12:54) | 8(2nd 2:02) |
| **Lead Changes** | 6 | |
| **Times Tied** | 5 | |
| **Time with Lead** | 10:08 | 27:51 |

| Points from | IONA | UCONN |
|---|---|---|
| **Turnovers** | 11 | 9 |
| **Paint** | 22 | 38 |
| **Second Chance** | 7 | 17 |
| **Fast Breaks** | 4 | 12 |
| **Bench** | 13 | 26 |

| Period by Period Scoring | 1st | 2nd | TOT |
|---|---|---|---|
| **IONA** | 39 | 24 | 63 |
| **UCONN** | 37 | 50 | 87 |

Adama Sanogo scored 10 of his 28 points in the first five minutes of the second half as fourth-seeded UConn took control and beat Rick Pitino's Iona Gaels 87-63 Friday in the first round of the NCAA Tournament.

The Huskies (26-8) advanced to play fifth-seeded Saint Mary's on Sunday in the West Region after losing in the first round under coach Dan Hurley the last two seasons.

Iona (27-8) had its 14-game winning streak snapped as the Metro Atlantic Athletic Conference champion didn't have the depth to keep up with one of the Big East's best for 40 minutes.

Walter Clayton Jr. led the Gaels with 14 points.

UConn trailed by a point at half, but came out of the break clicking. A four-point play by Jordan Hawkins immediately gave the Huskies the lead and then Sanogo went to work inside.

The 245-pound junior had a dunk, a hook, a couple of layups and two free throws, scoring of 10 of the Huskies' next 13 points as they grabbed a 54-43 lead.

The Gaels never really threatened again. Sanogo's turnaround jumper from the baseline with 6:49 left made it 71-57 and the Huskies cruised into the second round for the first time since 2016.

Hawkins added 13 points, all in the second half, and Sanogo capped his 13-for-17 shooting performance with a long-range jumper to beat the shot clock with 3:05 left to up the lead to 21. He also had 13 rebounds.

The pace was brisk and the play was sharp from the start, a first-round matchup that felt a little like a regional final.

Iona pressured ballhandlers and played at a pace that had to feel familiar to Louisville and Kentucky fans who rooted for Pitino's best teams.

Berrick JeanLouis made his first two 3-point attempts and scored 11 in the first half for the Gaels.

Neither team led by more than four in the first 20 minutes and Iona's 6-foot-3 Daniss Jenkins seemed to send a message in the final minute when he came swooping in for an emphatic block on the 7-2 Donovan Clingan to keep the Gaels in front, 39-37 at the break.

UConn, however, had the final response.

## UCONN'S NCAA TOURNAMENT HISTORY

# ALL-TIME NCAA TOURNAMENT BOX SCORES & RECAPS

2022 NCAA Tournament
Thursday, March 17, 2022, KeyBank Center, Buffalo, N.Y.
#12 seed New Mexico State 70, #5 seed Connecticut 63

Official Basketball Box Score - Final
**New Mexico St. at UConn**
03/17/22 KeyBank Center, Buffalo
2021-22 Men's Basketball

**Game Time:** 6:50 PM
**Game Duration:** 2:09

**Officials:** Jeffery Clark, William Henderson, D.G. Nelson

**New Mexico St. - 70** **Record: 27-6**

| NO. | Name | | Min | FG M-A | 3P M-A | FT M-A | Rebounds OR | DR | TOT | Fouls PF | FD | TP | AS | TO | ST | Blocks BS | BA | +/- |
|---|---|---|---|---|---|---|---|---|---|---|---|---|---|---|---|---|---|---|
| 13 | Will McNair Jr. | F | 32:49 | 2-6 | 0-0 | 0-0 | 0 | 3 | 3 | 2 | 1 | 4 | 0 | 0 | 0 | 1 | 0 | -2 |
| 35 | Johnny McCants | F | 34:09 | 2-2 | 1-1 | 0-0 | 0 | 2 | 2 | 3 | 1 | 5 | 2 | 1 | 2 | 0 | 0 | 9 |
| 0 | Teddy Allen | G | 38:43 | 10-24 | 4-7 | 13-13 | 3 | 3 | 6 | 1 | 13 | 37 | 3 | 2 | 2 | 0 | 2 | 7 |
| 5 | Clayton Henry | G | 29:27 | 3-4 | 2-2 | 0-0 | 2 | 2 | 4 | 3 | 0 | 8 | 2 | 1 | 0 | 0 | 1 | 10 |
| 10 | Sir'Jabari Rice | G | 34:50 | 3-8 | 3-6 | 0-0 | 0 | 2 | 2 | 1 | 1 | 9 | 4 | 2 | 0 | 0 | 0 | 11 |
| 4 | Mario McKinney Jr. | | 17:19 | 1-3 | 0-0 | 0-0 | 1 | 2 | 3 | 3 | 0 | 2 | 1 | 1 | 0 | 0 | 1 | -3 |
| 15 | Mike Peake | | 09:12 | 1-1 | 1-1 | 0-0 | 1 | 0 | 1 | 1 | 1 | 3 | 0 | 0 | 0 | 0 | 0 | -5 |
| 42 | Yuat Alok | | 03:31 | 1-2 | 0-0 | 0-0 | 0 | 0 | 0 | 2 | 0 | 2 | 0 | 0 | 0 | 0 | 0 | 8 |
| Team | | | | | | | 1 | 4 | 5 | | | 0 | | 4 | | | | |
| **Totals** | | | | 23-50 | 11-17 | 13-13 | 8 | 18 | 26 | 16 | 17 | 70 | 12 | 11 | 4 | 1 | 4 | 7 |

**Technical Fouls:**Bench 2nd 12:28

| Shooting By Period | | |
|---|---|---|
| 1st FG% | 12-26 | 46.2% |
| 3PT% | 5-8 | 62.5% |
| FT% | 3-3 | 100% |
| 2nd FG% | 11-24 | 45.8% |
| 3PT% | 6-9 | 66.7% |
| FT% | 10-10 | 100% |
| GM FG% | 23-50 | 46.0% |
| 3PT% | 11-17 | 64.7% |
| FT% | 13-13 | 100.0% |

Dead Ball Rebounds: 2, 0

**UConn - 63** **Record: 23-10**

| NO. | Name | | Min | FG M-A | 3P M-A | FT M-A | Rebounds OR | DR | TOT | Fouls PF | FD | TP | AS | TO | ST | Blocks BS | BA | +/- |
|---|---|---|---|---|---|---|---|---|---|---|---|---|---|---|---|---|---|---|
| 5 | Isaiah Whaley | F | 33:47 | 4-7 | 1-4 | 0-0 | 0 | 3 | 3 | 3 | 0 | 9 | 0 | 3 | 0 | 4 | 0 | -1 |
| 21 | Adama Sanogo | F | 34:45 | 4-9 | 0-0 | 2-2 | 2 | 6 | 8 | 2 | 9 | 10 | 3 | 1 | 3 | 0 | 0 | -7 |
| 2 | RJ Cole | G | 36:05 | 7-15 | 2-6 | 4-4 | 0 | 1 | 1 | 1 | 3 | 20 | 4 | 2 | 0 | 0 | 1 | -7 |
| 4 | Tyrese Martin | G | 39:10 | 2-7 | 2-4 | 3-4 | 2 | 3 | 5 | 2 | 3 | 9 | 3 | 2 | 0 | 0 | 0 | -5 |
| 44 | Andre Jackson | G | 27:47 | 2-3 | 0-1 | 2-2 | 0 | 2 | 2 | 5 | 1 | 6 | 4 | 0 | 1 | 0 | 0 | 4 |
| 12 | Tyler Polley | | 19:42 | 2-7 | 2-7 | 1-1 | 0 | 0 | 0 | 2 | 0 | 7 | 0 | 0 | 0 | 0 | 0 | -10 |
| 0 | Jalen Gaffney | | 05:44 | 0-2 | 0-1 | 0-0 | 0 | 0 | 0 | 1 | 0 | 0 | 1 | 0 | 1 | 0 | 0 | -3 |
| 11 | Akok Akok | | 03:00 | 1-1 | 0-0 | 0-0 | 0 | 0 | 0 | 1 | 0 | 2 | 0 | 0 | 0 | 0 | 0 | -6 |
| Team | | | | | | | 4 | 2 | 6 | | | 0 | | 0 | | | | |
| **Totals** | | | | 22-51 | 7-23 | 12-13 | 8 | 17 | 25 | 17 | 16 | 63 | 15 | 8 | 5 | 4 | 1 | -7 |

**Technical Fouls:**NONE

| Shooting By Period | | |
|---|---|---|
| 1st FG% | 9-26 | 34.6% |
| 3PT% | 2-11 | 18.2% |
| FT% | 2-2 | 100% |
| 2nd FG% | 13-25 | 52.0% |
| 3PT% | 5-12 | 41.7% |
| FT% | 10-11 | 90.9% |
| GM FG% | 22-51 | 43.1% |
| 3PT% | 7-23 | 30.4% |
| FT% | 12-13 | 92.3% |

Dead Ball Rebounds: 4, 0

| | NMSt | UConn |
|---|---|---|
| Biggest lead | 14 (2nd 18:22) | 4 (1st 11:13) |
| Best Scoring Run | 10(1st 1:29) | 8(2nd 8:20) |
| Lead Changes | 4 | |
| Times Tied | 5 | |
| Time with Lead | 29:52 | 05:49 |

| Points from | NMSt | UConn |
|---|---|---|
| Turnovers | 12 | 17 |
| Paint | 14 | 20 |
| Second Chance | 8 | 4 |
| Fast Breaks | 3 | 10 |
| Bench | 7 | 9 |

| Period by Period Scoring | 1st | 2nd | TOT |
|---|---|---|---|
| NMSt | 32 | 38 | 70 |
| UConn | 22 | 41 | 63 |

For the first time since 20211 and 2012, UConn made a second consecutive NCAA appearance, earning a #5 seed in the West Region after a 22-8 regular season, a 13-6 record in the BIG EAST to finish third in the standings, a semifinal finish in the BIG EAST Tournament, and a No. 21 ranking in the final AP Top 25.

UConn was pitted against 12th-seeded New Mexico State (Western Athletic Conference) in the first round at KeyBank Center in Buffalo, N.Y.

Both teams got off to slow offensive starts, UConn missing 8 of its first 11 shots and New Mexico State missing 12 of its first 14. The offenses warmed up a bit midway through the first half, but after a 20-20 tie with 4:14 remaining, guard Teddy Allen led the Aggies on a 12-2 run to finish the half with a 32-22 advantage.

New Mexico State widened the gap to 38-24 before UConn began to fight back on consecutive three-pointers by R.J. Cole and Isaiah Whaley. The Huskies battled to come within 47-46, 49-48, before finally tying the game, 52-52, with 5:08 to go.

It was 58-58 at the 2:00 mark, but Allen scored eight straight points for the Aggies and UConn could not respond down the stretch. Allen scored the last 15 points for New Mexico State to finish with 37 -- the most ever scored against UConn in an NCAA Tournament game -- and secure the 70-63 first-round victory.

Cole scored 20 points, his ninth 20-point game of the season, to lead the Huskies, while sophomore Adama Sanogo added 10 points and led the rebounding effort with 8. Besides Allen, none of the Aggies was in double figures.

With a hot-shooting 52.0 percent second half, UConn shot 43.1 percent overall for the game, but just 30.4 percent from three-point range. New Mexico State countered with 46.0 percrent overall, but the key statistic was the Aggies' 64.7 percent (11 of 17) from beyond the arc.

2021 NCAA Tournament
Saturday, March 20, 2021, Mackey Arena, West Lafayette, Ind.
#10 seed Maryland 63, #7 seed Connecticut 54

Official Basketball Box Score - Final
**Maryland at UConn**
03/20/21 Mackey Arena, West Lafayette
NCAA Division I Men's Basketball Championship - First Round

**Game Time:** 7:10 PM
**Game Duration:** 2:18

**Officials:** Ron Groover, Paul Szelc, A.J Pesai

**Maryland - 63** **Record: 17-13**

| NO. | Name | | Min | FG M-A | 3P M-A | FT M-A | Rebounds OR | DR | TOT | Fouls PF | FD | TP | AS | TO | ST | Blocks BS | BA | +/- |
|---|---|---|---|---|---|---|---|---|---|---|---|---|---|---|---|---|---|---|
| 24 | Donta Scott | F | 32:39 | 4-7 | 1-2 | 3-4 | 0 | 4 | 4 | 1 | 4 | 12 | 1 | 1 | 0 | 2 | 0 | 8 |
| 2 | Aaron Wiggins | G | 33:05 | 5-9 | 4-6 | 0-0 | 0 | 5 | 5 | 4 | 2 | 14 | 1 | 3 | 1 | 2 | 2 | 9 |
| 5 | Eric Ayala | G | 34:18 | 8-14 | 3-5 | 4-4 | 1 | 4 | 5 | 2 | 4 | 23 | 2 | 2 | 3 | 0 | 2 | 9 |
| 11 | Darryl Morsell | G | 35:44 | 2-5 | 1-2 | 2-2 | 0 | 7 | 7 | 5 | 3 | 7 | 4 | 1 | 0 | 0 | 0 | 2 |
| 13 | Hakim Hart | G | 35:43 | 3-5 | 0-1 | 0-0 | 1 | 4 | 5 | 0 | 1 | 6 | 4 | 2 | 0 | 0 | 0 | 10 |
| 25 | Jairus Hamilton | | 16:36 | 0-2 | 0-2 | 0-2 | 0 | 0 | 0 | 1 | 1 | 0 | 0 | 0 | 0 | 0 | 0 | 4 |
| 30 | Galin Smith | | 07:21 | 0-1 | 0-0 | 1-2 | 1 | 0 | 1 | 1 | 2 | 1 | 0 | 1 | 0 | 0 | 1 | 1 |
| 12 | Reese Mona | | 04:34 | 0-0 | 0-0 | 0-0 | 0 | 0 | 0 | 0 | 0 | 0 | 1 | 0 | 0 | 0 | 0 | 2 |
| Team | | | | | | | 1 | 1 | 2 | | | 0 | | 1 | | | | |
| **Totals** | | | | 22-43 | 9-18 | 10-14 | 4 | 25 | 29 | 14 | 17 | 63 | 13 | 11 | 4 | 4 | 5 | 9 |

**Technical Fouls:**NONE

| Shooting By Period | | |
|---|---|---|
| 1st FG% | 12-23 | 52.2% |
| 3PT% | 6-8 | 75.0% |
| FT% | 3-4 | 75% |
| 2nd FG% | 10-20 | 50.0% |
| 3PT% | 3-10 | 30.0% |
| FT% | 7-10 | 70% |
| GM FG% | 22-43 | 51.2% |
| 3PT% | 9-18 | 50.0% |
| FT% | 10-14 | 71.4% |

Dead Ball Rebounds: 2, 1

**UConn - 54** **Record: 15-8**

| NO. | Name | | Min | FG M-A | 3P M-A | FT M-A | Rebounds OR | DR | TOT | Fouls PF | FD | TP | AS | TO | ST | Blocks BS | BA | +/- |
|---|---|---|---|---|---|---|---|---|---|---|---|---|---|---|---|---|---|---|
| 5 | Isaiah Whaley | F | 34:56 | 3-8 | 0-2 | 0-2 | 5 | 2 | 7 | 1 | 2 | 6 | 4 | 0 | 2 | 2 | 0 | -9 |
| 21 | Adama Sanogo | F | 16:08 | 2-7 | 0-0 | 0-0 | 4 | 0 | 4 | 2 | 1 | 4 | 0 | 1 | 0 | 0 | 1 | -5 |
| 1 | RJ Cole | G | 29:34 | 3-12 | 3-7 | 0-0 | 3 | 3 | 6 | 1 | 2 | 9 | 3 | 0 | 0 | 0 | 0 | -11 |
| 2 | James Bouknight | G | 39:40 | 6-16 | 1-6 | 2-6 | 1 | 4 | 5 | 2 | 7 | 15 | 1 | 3 | 0 | 0 | 1 | -6 |
| 4 | Tyrese Martin | G | 29:16 | 1-10 | 0-0 | 0-0 | 7 | 4 | 11 | 1 | 0 | 2 | 0 | 1 | 0 | 3 | 2 | -9 |
| 12 | Tyler Polley | | 20:43 | 2-5 | 2-5 | 0-0 | 0 | 0 | 0 | 1 | 0 | 6 | 0 | 0 | 0 | 0 | 0 | 2 |
| 0 | Jalen Gaffney | | 20:04 | 4-6 | 1-2 | 3-4 | 0 | 2 | 2 | 3 | 2 | 12 | 1 | 3 | 3 | 0 | 0 | -4 |
| 25 | Josh Carlton | | 02:04 | 0-0 | 0-0 | 0-0 | 0 | 1 | 1 | 2 | 0 | 0 | 0 | 1 | 1 | 0 | 0 | 1 |
| 44 | Andre Jackson | | 07:35 | 0-1 | 0-1 | 0-0 | 1 | 2 | 3 | 4 | 0 | 0 | 1 | 1 | 0 | 0 | 0 | -4 |
| Team | | | | | | | 1 | 0 | 1 | | | 0 | | 0 | | | | |
| **Totals** | | | | 21-65 | 7-23 | 5-12 | 22 | 18 | 40 | 17 | 14 | 54 | 10 | 10 | 6 | 5 | 4 | -9 |

**Technical Fouls:**NONE

| Shooting By Period | | |
|---|---|---|
| 1st FG% | 9-39 | 23.1% |
| 3PT% | 4-12 | 33.3% |
| FT% | 0-2 | 0% |
| 2nd FG% | 12-26 | 46.2% |
| 3PT% | 3-11 | 27.3% |
| FT% | 5-10 | 50% |
| GM FG% | 21-65 | 32.3% |
| 3PT% | 7-23 | 30.4% |
| FT% | 5-12 | 41.7% |

Dead Ball Rebounds: 3, 1

| | MAR | UCO |
|---|---|---|
| Biggest lead | 14 (2nd 16:45) | 3 (1st 18:52) |
| Best Scoring Run | 10(1st 5:45) | 7(2nd 2:53) |
| Lead Changes | 3 | |
| Times Tied | 3 | |
| Time with Lead | 35:37 | 01:34 |

| Points from | MAR | UCO |
|---|---|---|
| Turnovers | 13 | 9 |
| Paint | 24 | 28 |
| Second Chance | 5 | 11 |
| Fast Breaks | 0 | 6 |
| Bench | 1 | 18 |

| Period by Period Scoring | 1st | 2nd | TOT |
|---|---|---|---|
| MAR | 33 | 30 | 63 |
| UCO | 22 | 32 | 54 |

UConn made its first NCAA Tournament appearance in five years after a pandemic-plagued shortened season that included two lengthy pauses due to COVID-19 issues and 10 scheduled games either postponed or canceled. The Huskies managed to play 20 regular-season games (14-6) and finish third (11-6) in their first season returning to the BIG EAST Conference. After a loss in the BIG EAST Tournament semifinals to Creighton, the Huskies earned a No. 7 seed in the East Region of the NCAA Tournament.

Due to COVID concerns, the entire NCAA Tournament was played in the Indianapoilis area with all teams adhering to a strict bubble environment. The UConn-Maryland game was played on the campus of Purdue University, some 90 minutes away from the teams' Indianapolis hotel.

Hyped as a showdown between the offense of UConn sophomore James Bouknight, a First Team All-BIG EAST pick, and Maryland senior Darryl Morsell, the Big Ten Defensive Player of the Year, the real key to the Terrapins' 63-54 victory was junior guard Eric Ayala, who scored a game-high 23 points, grabbed 5 rebounds, handed out 2 assists and had 3 steals.

The game remained close throughout the opening 12 minutes and UConn had a 19-18 edge with 7:55 remaining in the first half. But the Huskies would score just three more points, on a Tyler Polley three-pointer, for the rest of the half, while Maryland hit four three-pointers on its way to a 15-3 run and a 33-22 halftime lead.

Maryland's second-half lead got as wide as 50-37 at the 9:19 mark, but UConn manged to whittle it to five, 53-48, with 2:53 to go. That was as close as the Huskies would get, however, as the Terps hit six straight free throws down the stretch to fight off the UConn threat and end the Huskies tournament ride.

The Huskies shot just 32.3 percent overall and 30.4 percent from three-point range as compared to Maryland's 51.2 percent and 50.0 percent, respectively. Bouknight did lead UConn in scoring (15), with sophomore Jalen Gaffney the only other Husky in double figures (12). Junior Tyrese Martin grabbed 11 rebounds and blocked 3 shots.

## UCONN'S NCAA TOURNAMENT HISTORY

# ALL-TIME NCAA TOURNAMENT BOX SCORES & RECAPS

2016 NCAA Tournament
Saturday, March 19, 2016, Wells Fargo Arena, Des Moines, Iowa
#1 seed Kansas 73, #9 seed Connecticut 61

**UConn 61 • (9) 25-11**

| ## | Player | | Total FG-FGA | 3-Ptr FG-FGA | FT-FTA | Rebounds Off | Def | Tot | PF | TP | A | TO | Blk | Stl | Min |
|---|---|---|---|---|---|---|---|---|---|---|---|---|---|---|---|
| 00 | NOLAN, Phillip | * | 0-2 | 0-0 | 0-0 | 1 | 0 | 1 | 1 | 0 | 0 | 0 | 0 | 0 | 9 |
| 04 | GIBBS, Sterling | * | 5-12 | 4-9 | 6-7 | 0 | 2 | 2 | 4 | 20 | 1 | 2 | 0 | 1 | 35 |
| 05 | HAMILTON, Daniel | * | 4-14 | 3-5 | 0-0 | 0 | 8 | 8 | 1 | 11 | 6 | 1 | 0 | 1 | 31 |
| 32 | MILLER, Shonn | * | 1-7 | 0-0 | 0-0 | 0 | 0 | 0 | 2 | 2 | 1 | 0 | 1 | 1 | 31 |
| 44 | PURVIS, Rodney | * | 6-13 | 2-7 | 3-4 | 0 | 3 | 3 | 3 | 17 | 2 | 0 | 0 | 1 | 35 |
| 02 | ADAMS, Jalen | | 3-10 | 1-1 | 0-0 | 1 | 2 | 3 | 3 | 7 | 1 | 1 | 0 | 2 | 21 |
| 12 | FACEY, Kentan | | 0-0 | 0-0 | 0-0 | 0 | 1 | 1 | 1 | 0 | 0 | 1 | 0 | 0 | 9 |
| 13 | ENOCH, Steven | | 0-1 | 0-0 | 0-0 | 1 | 0 | 1 | 0 | 0 | 0 | 0 | 0 | 0 | 8 |
| 21 | CALHOUN, Omar | | 0-1 | 0-0 | 0-0 | 0 | 0 | 0 | 0 | 0 | 0 | 0 | 0 | 0 | 3 |
| 35 | BRIMAH, Amida | | 2-2 | 0-0 | 0-0 | 0 | 2 | 2 | 4 | 4 | 0 | 0 | 3 | 1 | 18 |
| | Team | | | | | 2 | 1 | 3 | | | | 1 | | | |
| | Totals | | 21-62 | 10-22 | 9-11 | 5 | 19 | 24 | 19 | 61 | 11 | 6 | 4 | 7 | 200 |

| | | | | | | | | |
|---|---|---|---|---|---|---|---|---|
| FG % 1st Half: | 8-31 | 25.8% | 2nd half: | 13-31 | 41.9% | Game: | 21-62 | 33.9% |
| 3FG % 1st Half: | 5-10 | 50.0% | 2nd half: | 5-12 | 41.7% | Game: | 10-22 | 45.5% |
| FT % 1st Half: | 3-4 | 75.0% | 2nd half: | 6-7 | 85.7% | Game: | 9-11 | 81.8% |

Deadball Rebounds 2

**Kansas 73 • (1) 32-4**

| ## | Player | | Total FG-FGA | 3-Ptr FG-FGA | FT-FTA | Rebounds Off | Def | Tot | PF | TP | A | TO | Blk | Stl | Min |
|---|---|---|---|---|---|---|---|---|---|---|---|---|---|---|---|
| 00 | Mason III, Frank | * | 1-8 | 0-4 | 6-6 | 0 | 5 | 5 | 4 | 8 | 4 | 4 | 0 | 1 | 36 |
| 01 | Selden Jr., Wayne | * | 8-15 | 2-5 | 4-6 | 2 | 5 | 7 | 0 | 22 | 3 | 2 | 1 | 0 | 35 |
| 04 | Graham, Devonte' | * | 4-8 | 2-5 | 3-4 | 0 | 5 | 5 | 2 | 13 | 2 | 2 | 0 | 1 | 34 |
| 33 | Lucas, Landen | * | 2-4 | 0-0 | 2-2 | 1 | 11 | 12 | 2 | 6 | 4 | 1 | 3 | 1 | 34 |
| 34 | Ellis, Perry | * | 9-12 | 2-3 | 1-2 | 0 | 8 | 8 | 1 | 21 | 1 | 1 | 0 | 0 | 32 |
| 10 | Mykhailiuk, Svi | | 0-1 | 0-0 | 1-2 | 0 | 0 | 0 | 1 | 1 | 0 | 1 | 0 | 0 | 6 |
| 14 | Greene, Brannen | | 0-0 | 0-0 | 0-0 | 0 | 1 | 1 | 1 | 0 | 0 | 0 | 0 | 0 | 9 |
| 15 | Bragg Jr., Carlton | | 1-2 | 0-0 | 0-0 | 2 | 0 | 2 | 0 | 2 | 0 | 0 | 0 | 0 | 4 |
| 31 | Traylor, Jamari | | 0-1 | 0-0 | 0-0 | 1 | 1 | 2 | 2 | 0 | 0 | 1 | 3 | 0 | 10 |
| | Team | | | | | 2 | 0 | 2 | | | | 1 | | | |
| | Totals | | 25-51 | 6-17 | 17-22 | 8 | 36 | 44 | 13 | 73 | 14 | 13 | 7 | 3 | 200 |

| | | | | | | | | |
|---|---|---|---|---|---|---|---|---|
| FG % 1st Half: | 15-27 | 55.6% | 2nd half: | 10-24 | 41.7% | Game: | 25-51 | 49.0% |
| 3FG % 1st Half: | 6-11 | 54.5% | 2nd half: | 0-6 | 0.0% | Game: | 6-17 | 35.3% |
| FT % 1st Half: | 8-12 | 66.7% | 2nd half: | 9-10 | 90.0% | Game: | 17-22 | 77.3% |

Deadball Rebounds 4

Officials: Pat Adams, Tim Clougherty, Bert Smith
Technical fouls: UConn-GIBBS, Sterling. Kansas-None.
Attendance: 16824
2016 NCAA Men's Basketball Championship - Second Round (South Region)
Fouled Out: None

| Score by periods | 1st | 2nd | Total |
|---|---|---|---|
| UConn | 24 | 37 | **61** |
| Kansas | 44 | 29 | **73** |

| Points | In Paint | Off T/O | 2nd Chance | Fast Break | Bench |
|---|---|---|---|---|---|
| UCONN | 22 | 8 | 0 | 13 | 11 |
| KU | 28 | 8 | 8 | 4 | 3 |

Last FG - UCONN 2nd-00:49, KU 2nd-01:38.
Largest lead - UCONN by 3 1st-18:10, KU by 24 1st-03:48.
UCONN led for 00:27. KU led for 37:13. Game was tied for 02:20.

Score tied - 2 times.
Lead changed - 1 time.

After losing in the second round of the NCAA Tournament in each of the past two years, Kansas, the overall No. 1 seed in the 2016 tourney, was determined not to make an early exit this time. Veteran Jayhawks Perry Ellis and Wayne Selden made sure of it.

The Kansas duo combined for 43 points as the Jayhawks took an early commanding lead and never gave it up, defeating No. 9 seed UConn, 73-61, in the South Region second round. It was the first NCAA Tournament loss as head coach for UConn coach Kevin Ollie after seven straight victories.

Selden had 22 points and seven rebounds while Ellis scored 21 points and grabbed eight rebounds for the 32-4 Jayhawks.Sterling Gibbs had 20 points for the No. 9 seed Huskies (25-11), who fell into an irreparable deficit that reached 24 points in the first half. Kansas had scoring surges of 16-0 early and 19-0 late to cruise into the intermission in full control with a 44-24 lead.

The Jayhawks made six of their first nine tries from 3-point range. When the jumpers didn't fall, the long arms of Landen Lucas, Jamari Traylor and Ellis were there to snag them. The final rebounds tally was 44-24, Jayhawks.

UConn came within nine points around the midpoint of the second half, but Ellis and Selden got going again to stop the threat. UConn did outscore Kansas, 37-29, in the second half, but it was far from enough.

The Huskies were out of sorts in their half-court offense. Daniel Hamilton was hounded anytime he was inside the arc, forcing multiple off-kilter shots and finishing 4 for 14 for 11 points with eight rebounds and six assists. Rodney Purvis had 17 points but went just 2 for 7 from 3-point range.

Gibbs, the fifth-year senior transfer who played at Texas and Seton Hall before coming to UConn, couldn't get his answer out when asked at the postgame news conference to reflect on his season with the Huskies. He tearfully bowed his head, and Ollie reassuringly reached over to pat his neck.

It was the sixth consecutive 20-win season for the Huskies, the fourth straight since Ollie took over as head coach in 2012-13.

2016 NCAA Tournament
Thursday, Mach 17, 2016, Wells Fargo Arena, Des Moines, Iowa
#9 seed Connecticut 74, #8 seed Colorado 67

**UCONN 74 • (9) 25-10**

| ## | Player | | Total FG-FGA | 3-Ptr FG-FGA | FT-FTA | Rebounds Off | Def | Tot | PF | TP | A | TO | Blk | Stl | Min |
|---|---|---|---|---|---|---|---|---|---|---|---|---|---|---|---|
| 00 | NOLAN, Phillip | * | 0-0 | 0-0 | 0-0 | 1 | 1 | 2 | 4 | 0 | 2 | 1 | 0 | 0 | 18 |
| 04 | GIBBS, Sterling | * | 2-9 | 2-6 | 6-6 | 0 | 2 | 2 | 2 | 12 | 2 | 3 | 0 | 2 | 33 |
| 05 | HAMILTON, Daniel | * | 6-12 | 0-2 | 5-5 | 1 | 9 | 10 | 2 | 17 | 0 | 3 | 1 | 1 | 38 |
| 32 | MILLER, Shonn | * | 1-3 | 0-0 | 4-4 | 0 | 4 | 4 | 5 | 6 | 0 | 0 | 1 | 0 | 16 |
| 44 | PURVIS, Rodney | * | 7-13 | 2-5 | 3-3 | 0 | 5 | 5 | 2 | 19 | 0 | 0 | 0 | 2 | 25 |
| 02 | ADAMS, Jalen | | 3-8 | 1-2 | 2-2 | 0 | 1 | 1 | 2 | 9 | 3 | 2 | 0 | 2 | 24 |
| 10 | CASSELL JR., Sam | | 0-1 | 0-1 | 0-0 | 0 | 0 | 0 | 0 | 0 | 0 | 0 | 0 | 0 | 2 |
| 12 | FACEY, Kentan | | 1-5 | 0-0 | 0-0 | 3 | 0 | 3 | 3 | 2 | 0 | 0 | 1 | 1 | 8 |
| 13 | ENOCH, Steven | | 0-0 | 0-0 | 0-1 | 0 | 0 | 0 | 1 | 0 | 0 | 0 | 0 | 0 | 3 |
| 21 | CALHOUN, Omar | | 2-3 | 1-1 | 0-0 | 0 | 0 | 0 | 2 | 5 | 1 | 0 | 0 | 0 | 9 |
| 35 | BRIMAH, Amida | | 1-4 | 0-0 | 2-2 | 4 | 3 | 7 | 3 | 4 | 0 | 1 | 5 | 0 | 24 |
| | Team | | | | | 2 | 0 | 2 | | | | | | | |
| | Totals | | 23-58 | 6-17 | 22-23 | 11 | 25 | 36 | 26 | 74 | 8 | 10 | 8 | 8 | 200 |

| | | | | | | | | |
|---|---|---|---|---|---|---|---|---|
| FG % 1st Half: | 10-30 | 33.3% | 2nd half: | 13-28 | 46.4% | Game: | 23-58 | 39.7% |
| 3FG % 1st Half: | 3-11 | 27.3% | 2nd half: | 3-6 | 50.0% | Game: | 6-17 | 35.3% |
| FT % 1st Half: | 4-4 | 100.0 | 2nd half: | 18-19 | 94.7% | Game: | 22-23 | 95.7% |

Deadball Rebounds 1,1

**Colorado 67 • (8) 22-12**

| ## | Player | | Total FG-FGA | 3-Ptr FG-FGA | FT-FTA | Rebounds Off | Def | Tot | PF | TP | A | TO | Blk | Stl | Min |
|---|---|---|---|---|---|---|---|---|---|---|---|---|---|---|---|
| 01 | Gordon, Wesley | * | 4-8 | 0-0 | 1-4 | 3 | 6 | 9 | 4 | 9 | 2 | 2 | 2 | 0 | 32 |
| 03 | Talton, Xavier | * | 2-6 | 1-5 | 2-2 | 1 | 4 | 5 | 4 | 7 | 1 | 0 | 0 | 0 | 25 |
| 15 | Collier, Dominique | * | 3-6 | 0-2 | 2-2 | 0 | 0 | 0 | 5 | 8 | 3 | 1 | 0 | 1 | 19 |
| 24 | King, George | * | 2-6 | 1-2 | 0-2 | 0 | 0 | 0 | 2 | 5 | 0 | 0 | 1 | 0 | 26 |
| 40 | Scott, Josh | * | 5-10 | 0-0 | 13-18 | 3 | 8 | 11 | 1 | 23 | 0 | 0 | 0 | 1 | 36 |
| 00 | Akyazili, Thomas | | 0-4 | 0-1 | 0-0 | 0 | 1 | 1 | 1 | 0 | 1 | 2 | 0 | 1 | 15 |
| 10 | Fletcher, Tre'Shaun | | 2-2 | 0-0 | 0-0 | 0 | 1 | 1 | 2 | 4 | 0 | 1 | 0 | 0 | 14 |
| 14 | Miller, Tory | | 2-4 | 0-0 | 0-0 | 1 | 1 | 2 | 2 | 4 | 0 | 0 | 0 | 0 | 12 |
| 44 | Fortune, Josh | | 3-5 | 0-0 | 1-2 | 0 | 3 | 3 | 1 | 7 | 1 | 5 | 0 | 2 | 21 |
| | Team | | | | | 1 | 0 | 1 | | | | 1 | | | |
| | Totals | | 23-51 | 2-10 | 19-30 | 9 | 24 | 33 | 22 | 67 | 8 | 12 | 3 | 5 | 200 |

| | | | | | | | | |
|---|---|---|---|---|---|---|---|---|
| FG % 1st Half: | 13-26 | 50.0% | 2nd half: | 10-25 | 40.0% | Game: | 23-51 | 45.1% |
| 3FG % 1st Half: | 2-6 | 33.3% | 2nd half: | 0-4 | 0.0% | Game: | 2-10 | 20.0% |
| FT % 1st Half: | 8-13 | 61.5% | 2nd half: | 11-17 | 64.7% | Game: | 19-30 | 63.3% |

Deadball Rebounds 4

Officials: James Breeding, Karl Hess, Sean Hull
Technical fouls: UCONN-None. Colorado-None.
Attendance:
2016 NCAA Men's Basketball Championship - First Round (South Region)
Fouled Out: UCONN: #32 Miller @ 1:43 CU #15 Collier @:14.2

| Score by periods | 1st | 2nd | Total |
|---|---|---|---|
| UCONN | 27 | 47 | **74** |
| Colorado | 36 | 31 | **67** |

| Points | In Paint | Off T/O | 2nd Chance | Fast Break | Bench |
|---|---|---|---|---|---|
| UCONN | 28 | 18 | 11 | 8 | 20 |
| COLO | 28 | 13 | 12 | 2 | 15 |

Last FG - UCONN 2nd-03:05, COLO 2nd-00:17.
Largest lead - UCONN by 13 2nd-03:05, COLO by 11 1st-03:01.
UCONN led for 11:35. COLO led for 26:29. Game was tied for 01:56.

Score tied - 3 times.
Lead changed - 1 time.

Rodney Purvis, Daniel Hamilton, a stifling defense and 96 percent shooting from the line carried Connecticut back from an 11-point first-half deficit, as the Huskies beat Colorado 74-67 in the first round Thursday, keeping Kevin Ollie unbeaten as a head coach in the NCAA Tournament.

The No. 9 seed Huskies (25-10) went 22 of 23 from the foul line, including six straight by Sterling Gibbs in the final minute to secure the lead and pad their nation-leading percentage of 79.3.

"We just try to relax,'' said Purvis, who scored 15 of his 19 points after halftime.

Hamilton had 17 points and 10 rebounds, Amida Brimah blocked five shots and the Huskies even outrebounded the Buffaloes 36-33 on their way to the second round of the South Region. Colorado entered the tournament ranked fourth in the country in rebounding.

Josh Scott had 23 points and 11 rebounds for the No. 8 seed Buffaloes (22-12), finishing 0-3 in the NCAA Tournament in his career. He had five of Colorado's 11 misses in 30 free-throw attempts, helping UConn stay within striking distance. Scott made four straight foul shots to bring the Buffaloes within 66-63 with a minute to go, but they couldn't make it closer.

The Huskies, who won the title as a No. 7 seed two years ago before missing the tournament last season, were called for 26 of the 48 fouls.

Scott's jump shot in the paint with 3:01 left before halftime gave the Buffaloes their biggest lead at 33-22, but the bricks they were flinging from the foul line left room for the Huskies to rally.

The Huskies took their first lead at 47-46 with a 3-pointer by Jalen Adams, the freshman point guard who banked in the beyond-half-court shot to force a fourth overtime last week in UConn's win over Cincinnati in the American Athletic Conference quarterfinals.

Purvis swished a 3-pointer right in front of UConn's bench to make it 52-48 before turning to playfully pat Ollie on the chest with the back of his hand.

" think he was saying, `Bad shot!' and I was like, `I got you,''' Purvis said.

## UCONN'S NCAA TOURNAMENT HISTORY

# ALL-TIME NCAA TOURNAMENT BOX SCORES & RECAPS

2014 NCAA Tournament
Monday, April 7, 2014, AT&T Stadium, North Texas
#7 seed Connecticut 60, # 8 seed Kentucky 54

**Official Basketball Box Score – Game Totals – Final Statistics**
**KENTUCKY vs UConn**
**4/7/14 8:10PM CT at AT&T Stadium, North Texas**

CBS A Xerox Company

**KENTUCKY 54 • 29-11**

| ## | Player | | Total FG-FGA | 3-Ptr FG-FGA | FT-FTA | Rebounds Off | Def | Tot | PF | TP | A | TO | Blk | Stl | Min |
|---|---|---|---|---|---|---|---|---|---|---|---|---|---|---|---|
| 01 | **Young, James** | f | 5-13 | 2-5 | 8-9 | 2 | 5 | 7 | 0 | 20 | 0 | 3 | 0 | 0 | 35 |
| 30 | Randle, Julius | f | 3-7 | 0-0 | 4-7 | 1 | 5 | 6 | 0 | 10 | 4 | 2 | 1 | 0 | 34 |
| 44 | **Johnson, Dakari** | c | 2-5 | 0-0 | 1-4 | 2 | 2 | 4 | 1 | 5 | 2 | 0 | 2 | 1 | 25 |
| 02 | Harrison, Aaron | g | 3-7 | 1-5 | 0-1 | 1 | 3 | 4 | 2 | 7 | 0 | 3 | 1 | 2 | 39 |
| 05 | **Harrison, Andrew** | g | 3-9 | 2-4 | 0-0 | 1 | 4 | 5 | 2 | 8 | 5 | 4 | 1 | 3 | 37 |
| 00 | Lee, Marcus | | 0-0 | 0-0 | 0-0 | 0 | 0 | 0 | 1 | 0 | 0 | 0 | 0 | 0 | 6 |
| 22 | **Poythress, Alex** | | 2-5 | 0-2 | 0-1 | 2 | 3 | 5 | 4 | 4 | 0 | 1 | 0 | 0 | 17 |
| 25 | Hawkins, Dominique | | 0-0 | 0-0 | 0-2 | 1 | 0 | 1 | 0 | 0 | 0 | 0 | 0 | 0 | 7 |
| | **Team** | | | | | 0 | 1 | 1 | | | | | | | |
| | **Totals** | | 18-46 | 5-16 | 13-24 | 10 | 23 | 33 | 10 | 54 | 11 | 13 | 5 | 6 | 200 |

FG % 1st Half: 11-25 44.0% 2nd half: 7-21 33.3% Game: 18-46 39.1%
3FG % 1st Half: 4-9 44.4% 2nd half: 1-7 14.3% Game: 5-16 31.3%
FT % 1st Half: 5-9 55.6% 2nd half: 8-15 53.3% Game: 13-24 54.2%
Deadball Rebounds 3

**UConn 60 • 32-8**

| ## | Player | | Total FG-FGA | 3-Ptr FG-FGA | FT-FTA | Rebounds Off | Def | Tot | PF | TP | A | TO | Blk | Stl | Min |
|---|---|---|---|---|---|---|---|---|---|---|---|---|---|---|---|
| 00 | **NOLAN, Phillip** | f | 0-3 | 0-0 | 0-0 | 1 | 0 | 1 | 4 | 0 | 0 | 0 | 0 | 1 | 19 |
| 02 | DANIELS, DeAndre | f | 4-14 | 0-4 | 0-0 | 2 | 4 | 6 | 3 | 8 | 0 | 0 | 2 | 0 | 29 |
| 05 | **GIFFEY, Niels** | f | 3-7 | 2-4 | 2-2 | 2 | 3 | 5 | 2 | 10 | 0 | 0 | 1 | 0 | 37 |
| 11 | BOATRIGHT, Ryan | g | 5-6 | 0-1 | 4-4 | 0 | 4 | 4 | 2 | 14 | 3 | 3 | 0 | 3 | 32 |
| 13 | **NAPIER, Shabazz** | g | 8-16 | 4-9 | 2-2 | 0 | 6 | 6 | 1 | 22 | 3 | 4 | 0 | 3 | 39 |
| 03 | SAMUEL, Terrence | | 1-1 | 0-0 | 0-0 | 0 | 1 | 1 | 0 | 2 | 0 | 1 | 0 | 1 | 11 |
| 20 | **KROMAH, Lasan** | | 1-4 | 0-1 | 2-2 | 1 | 5 | 6 | 1 | 4 | 2 | 1 | 0 | 1 | 20 |
| 35 | BRIMAH, Amida | | 0-2 | 0-0 | 0-0 | 1 | 3 | 4 | 4 | 0 | 0 | 0 | 1 | 0 | 13 |
| | **Team** | | | | | 1 | 0 | 1 | | | | 1 | | | |
| | **Totals** | | 22-53 | 6-19 | 10-10 | 8 | 26 | 34 | 17 | 60 | 8 | 10 | 4 | 9 | 200 |

FG % 1st Half: 14-28 50.0% 2nd half: 8-25 32.0% Game: 22-53 41.5%
3FG % 1st Half: 3-10 30.0% 2nd half: 3-9 33.3% Game: 6-19 31.6%
FT % 1st Half: 4-4 100.0 2nd half: 6-6 100.0 Game: 10-10 100.0
Deadball Rebounds 0

Officials: Verne Harris, Joe DeRosa, Doug Shows
Technical fouls: KENTUCKY-None. UConn-None.
Attendance: 79238
2014 NCAA National Championship
Final Four Championship game record 79,238
Final Four two-session record of 158,682

| Score by periods | 1st | 2nd | Total |
|---|---|---|---|
| KENTUCKY | 31 | 23 | 54 |
| UConn | 35 | 25 | 60 |

| Points | In Paint | Off T/O | 2nd Chance | Fast Break | Bench |
|---|---|---|---|---|---|
| UK | 24 | 10 | 7 | 4 | 4 |
| UCONN | 20 | 17 | 6 | 4 | 6 |

Last FG - UK 2nd-01:06, UCONN 2nd-02:47.
Largest lead - UK None, UCONN by 15 1st-05:59.

Score tied - 2 times.
Lead changed - 0 times.

University of Connecticut senior guard Shabazz Napier turned in another all-court masterpiece Monday night to lift the Huskies to a 60-54 win over Kentucky's freshmen in the final game of 2014 NCAA Division I Men's Basketball Championship. The game was played before a record crowd of 79,238 at AT&T Stadium.

UConn has now four NCAA championships (1999, 2004, 2011 and 2014) and joins an elite group of six programs that have won four or more titles that also includes UCLA, Kentucky, Indiana, North Carolina and Duke. UConn also has an all-time Final Four record of 8-1 for an 88.9 winning percentage - the best in tournament history, easily outdistancing North Carolina State at 83.3.

Connecticut, which finished the season with a 32-8 record, never trailed in the championship game. The Huskies led by as many as 15 in the first half and watched the Wildcats, who finish at 29-11, trim the deficit to one with 8:13 left. Aaron Harrison, Kentucky's big-moment shooter in the last three games, then missed a three-pointer from the left corner that would've given Kentucky the lead and the Wildcats never got closer.

The Huskies were one step ahead of Kentucky all night, holding off furious rally after furious rally.

Kentucky's biggest push started when James Young (20 points, seven rebounds) posterized UConn freshman center Amida Brimah with a monster dunk to start a three-point play and trigger an 8-0 run.

In the middle of that, Boatright, who shut down Harrison's twin brother, Andrew, most of the night, twisted his left ankle while receiving an innocuous-looking pass from Napier. He called a time-out, got it worked on and came back out.

Napier was named the Final Four's Most Outstanding Player and he earned it on both ends of the court, keeping a hand in Aaron Harrison's face most of the night and holding him to a three-for-seven, seven-point, no-damage night. Boatright was a member of the NCAA All-Final Four team as was junior forward DeAndre Daniels.

2014 NCAA Tournament
Saturday, April 5, 2014, AT&T Stadium, North Texas
#7 seed Connecticut 63, # 1 seed Florida 53

**Official Basketball Box Score – Game Totals – Final Statistics**
**UConn vs FLORIDA**
**4/5/14 5:15PM CT at AT&T Stadium, North Texas**

CBS A Xerox Company

**UConn 63 • 31-8**

| ## | Player | | Total FG-FGA | 3-Ptr FG-FGA | FT-FTA | Rebounds Off | Def | Tot | PF | TP | A | TO | Blk | Stl | Min |
|---|---|---|---|---|---|---|---|---|---|---|---|---|---|---|---|
| 00 | **NOLAN, Phillip** | f | 0-1 | 0-0 | 1-2 | 0 | 1 | 1 | 4 | 1 | 0 | 1 | 1 | 0 | 15 |
| 02 | DANIELS, DeAndre | f | 9-14 | 2-5 | 0-0 | 0 | 10 | 10 | 3 | 20 | 1 | 5 | 1 | 1 | 40- |
| 05 | **GIFFEY, Niels** | f | 4-7 | 0-2 | 3-3 | 3 | 1 | 4 | 3 | 11 | 0 | 0 | 0 | 0 | 23 |
| 11 | BOATRIGHT, Ryan | g | 5-9 | 1-2 | 2-2 | 0 | 6 | 6 | 0 | 13 | 3 | 1 | 0 | 1 | 38 |
| 13 | **NAPIER, Shabazz** | g | 3-6 | 2-3 | 4-4 | 0 | 3 | 3 | 0 | 12 | 6 | 2 | 0 | 4 | 38 |
| 03 | SAMUEL, Terrence | | 2-2 | 0-0 | 0-0 | 0 | 1 | 1 | 0 | 4 | 1 | 1 | 0 | 0 | 18 |
| 10 | **OLANDER, Tyler** | | 0-1 | 0-0 | 0-0 | 0 | 0 | 0 | 2 | 0 | 0 | 0 | 0 | 0 | 5 |
| 20 | KROMAH, Lasan | | 0-1 | 0-0 | 0-0 | 0 | 0 | 0 | 0 | 0 | 0 | 1 | 0 | 0 | 11 |
| 35 | **BRIMAH, Amida** | | 1-2 | 0-0 | 0-2 | 1 | 0 | 1 | 4 | 2 | 1 | 1 | 2 | 0 | 12 |
| | Team | | | | | 1 | 1 | 2 | | | | 1 | | | |
| | **Totals** | | 24-43 | 5-12 | 10-13 | 5 | 23 | 28 | 16 | 63 | 12 | 13 | 4 | 6 | 200 |

FG % 1st Half: 10-21 47.6% 2nd half: 14-22 63.6% Game: 24-43 55.8%
3FG % 1st Half: 4-7 57.1% 2nd half: 1-5 20.0% Game: 5-12 41.7%
FT % 1st Half: 1-1 100.0 2nd half: 9-12 75.0% Game: 10-13 76.9%
Deadball Rebounds 2

**FLORIDA 53 • 36-3**

| ## | Player | | Total FG-FGA | 3-Ptr FG-FGA | FT-FTA | Rebounds Off | Def | Tot | PF | TP | A | TO | Blk | Stl | Min |
|---|---|---|---|---|---|---|---|---|---|---|---|---|---|---|---|
| 15 | **Yeguete, Will** | f | 0-2 | 0-1 | 2-2 | 1 | 2 | 3 | 2 | 2 | 0 | 0 | 0 | 0 | 23 |
| 24 | Prather, Casey | f | 6-10 | 0-0 | 3-5 | 4 | 2 | 6 | 1 | 15 | 1 | 2 | 0 | 0 | 30 |
| 04 | **Young, Patric** | c | 7-13 | 0-0 | 5-8 | 2 | 3 | 5 | 0 | 19 | 0 | 1 | 1 | 0 | 32 |
| 05 | Wilbekin, Scottie | g | 2-9 | 0-3 | 0-0 | 0 | 1 | 1 | 4 | 4 | 1 | 3 | 0 | 2 | 34 |
| 20 | **Frazier, Michael** | g | 1-3 | 1-3 | 0-0 | 1 | 2 | 3 | 1 | 3 | 0 | 1 | 0 | 0 | 32 |
| 00 | Hill, Kasey | | 2-6 | 0-0 | 3-4 | 2 | 0 | 2 | 4 | 7 | 0 | 4 | 0 | 0 | 15 |
| 10 | **Finney-Smith, Dorian** | | 1-6 | 0-3 | 1-1 | 1 | 4 | 5 | 2 | 3 | 1 | 0 | 0 | 1 | 27 |
| 23 | Walker, Chris | | 0-0 | 0-0 | 0-0 | 0 | 0 | 0 | 0 | 0 | 0 | 0 | 0 | 0 | 2 |
| 25 | **Walker, DeVon** | | 0-0 | 0-0 | 0-0 | 0 | 0 | 0 | 0 | 0 | 0 | 0 | 0 | 0 | 5 |
| | Team | | | | | 1 | 1 | 2 | | | | | | | |
| | **Totals** | | 19-49 | 1-10 | 14-20 | 12 | 15 | 27 | 14 | 53 | 3 | 11 | 1 | 3 | 200 |

FG % 1st Half: 8-23 34.8% 2nd half: 11-26 42.3% Game: 19-49 38.8%
3FG % 1st Half: 1-7 14.3% 2nd half: 0-3 0.0% Game: 1-10 10.0%
FT % 1st Half: 5-9 55.6% 2nd half: 9-11 81.8% Game: 14-20 70.0%
Deadball Rebounds 1

Officials: John Higgins, Michael Stephens, Doug Simmons
Technical fouls: UConn-None. FLORIDA-None.
Attendance:
2014 NCAA National Semifinal

| Score by periods | 1st | 2nd | Total |
|---|---|---|---|
| UConn | 25 | 38 | 63 |
| FLORIDA | 22 | 31 | 53 |

| Points | In Paint | Off T/O | 2nd Chance | Fast Break | Bench |
|---|---|---|---|---|---|
| UCONN | 36 | 13 | 2 | 6 | 6 |
| UF | 24 | 16 | 13 | 0 | 10 |

Last FG - UCONN 2nd-01:45, UF 2nd-00:26.
Largest lead - UCONN by 12 2nd-02:04, UF by 12 1st-09:48.

Score tied - 1 time.
Lead changed - 3 times.

The University of Connecticut men's basketball team took another step to its fourth NCAA title on Saturday with a 63-54 win over Florida in a Final Four semifinal at AT&T Stadium before a crowd of 79,444. Connecticut now plays Kentucky for this year's championship on Monday at 9:10 p.m. on CBS and the UConn IMG Radio Network.

The win by the Huskies ended Florida's 30-game winning streak, which began after the Huskies beat the Gators 65-64 on Dec. 2 on a buzzer-beating jumper by senior guard Shabazz Napier.

Napier helped seal this game with about two minutes to play when he made two free throws for a 59-47 lead. That margin was the deficit the Huskies faced in the opening minutes after a cold shooting start.

With second-year coach Kevin Ollie in a defensive stance himself most of the game, the Huskies sidetracked the Florida offense by shutting down point guard Scottie Wilbekin and three-point specialist Michael Frazier II, who scored a combined seven points.

The Huskies were impressive on offense, shooting 55.8 percent (24 of 43) from the field against a team that allowed opponents to shoot 39.9 percent this season.

Junior forward DeAndre Daniels had 20 points and 10 rebounds for Connecticut, and it was his two three-pointers in a span of 1:43 that helped ignite the Huskies after they had fallen behind 16-4. Daniels was nine of 14 from the field and played the entire game.

Florida's defense - which was third in the nation - was suffocating early and the Gators took a 16-4 lead with a 7-0 run that was capped by a drive by Wilbekin with 9:47 to play.

The Huskies suddenly found their shooting touch. Connecticut made four straight shots and three of them were from beyond the 3-point line - two by Daniels and another by junior guard Ryan Boatright. A three by Napier brought Connecticut within 20-18 and a three-point play by senior forward Niels Giffey gave the Huskies their first lead of the game, 21-20 with 3:18 left in the half and they never trailed again.

In the second half, the Huskies stretched the lead to 37-27 with 13:10 left after a Boatright driving layup. They fought off every rally by Florida, which cut it to 43-40 with 8:03 left, but never threatened again.

## UCONN'S NCAA TOURNAMENT HISTORY

# ALL-TIME NCAA TOURNAMENT BOX SCORES & RECAPS

2014 NCAA Tournament
Sunday, March 30, 2014, Madison Square Garden, New York, N.Y.
#7 seed Connecticut 60, # 4 seed Michigan State 54

**Official Basketball Box Score – Game Totals – Final Statistics**
**UConn vs MICHIGAN STATE**
**3/30/14 2:20pm at Madison Square Garden, New York, NY**

CBS A Xerox Company

**UConn 60 • 30-8**

| ## | Player | | Total FG-FGA | 3-Ptr FG-FGA | FT-FTA | Rebounds Off | Def | Tot | PF | TP | A | TO | Blk | Stl | Min |
|---|---|---|---|---|---|---|---|---|---|---|---|---|---|---|---|
| 02 | DANIELS, DEANDRE | f | 4-10 | 0-2 | 4-5 | 1 | 7 | 8 | 2 | 12 | 0 | 2 | 2 | 2 | 36 |
| 05 | GIFFEY, NIELS | f | 2-10 | 0-5 | 2-2 | 1 | 4 | 5 | 0 | 6 | 2 | 1 | 0 | 0 | 35 |
| 00 | NOLAN, PHILLIP | c | 2-4 | 0-0 | 0-0 | 1 | 3 | 4 | 3 | 4 | 1 | 0 | 1 | 0 | 27 |
| 11 | BOATRIGHT, RYAN | g | 3-9 | 1-5 | 4-4 | 0 | 2 | 2 | 2 | 11 | 1 | 1 | 0 | 4 | 38 |
| 13 | NAPIER, SHABAZZ | g | 6-14 | 4-9 | 9-9 | 1 | 5 | 6 | 2 | 25 | 4 | 2 | 0 | 1 | 37 |
| 03 | SAMUEL, TERRENCE | | 0-0 | 0-0 | 0-0 | 0 | 0 | 0 | 0 | 0 | 0 | 0 | 0 | 0 | 4 |
| 10 | OLANDER, TYLER | | 0-0 | 0-0 | 0-0 | 0 | 0 | 0 | 0 | 0 | 0 | 0 | 0 | 0 | 3 |
| 20 | KROMAH, LASAN | | 0-2 | 0-1 | 2-2 | 0 | 0 | 0 | 0 | 2 | 0 | 0 | 0 | 0 | 10 |
| 35 | BRIMAH, AMIDA | | 0-0 | 0-0 | 0-0 | 0 | 0 | 0 | 3 | 0 | 0 | 0 | 0 | 0 | 10 |
| | Team | | | | | 3 | 2 | 5 | | | | 2 | | | |
| | Totals | | 17-49 | 5-22 | 21-22 | 7 | 23 | 30 | 12 | 60 | 8 | 8 | 3 | 7 | 200 |

FG % 1st Half: 8-29 27.6% 2nd half: 9-20 45.0% Game: 17-49 34.7%
3FG % 1st Half: 2-12 16.7% 2nd half: 3-10 30.0% Game: 5-22 22.7%
FT % 1st Half: 3-4 75.0% 2nd half: 18-18 100.0 Game: 21-22 95.5%
Deadball Rebounds 0

**MICHIGAN STATE 54 • 29-9**

| ## | Player | | Total FG-FGA | 3-Ptr FG-FGA | FT-FTA | Rebounds Off | Def | Tot | PF | TP | A | TO | Blk | Stl | Min |
|---|---|---|---|---|---|---|---|---|---|---|---|---|---|---|---|
| 05 | PAYNE, ADREIAN | f | 4-14 | 3-10 | 2-2 | 1 | 8 | 9 | 1 | 13 | 3 | 2 | 1 | 1 | 35 |
| 22 | DAWSON, BRANDEN | f | 1-3 | 0-0 | 3-4 | 1 | 7 | 8 | 3 | 5 | 0 | 3 | 1 | 1 | 34 |
| 11 | APPLING, KEITH | g | 1-3 | 0-1 | 0-0 | 0 | 0 | 0 | 5 | 2 | 2 | 4 | 0 | 0 | 28 |
| 14 | HARRIS, GARY | g | 8-14 | 4-9 | 2-2 | 0 | 2 | 2 | 1 | 22 | 2 | 2 | 0 | 0 | 37 |
| 45 | VALENTINE, DENZEL | g | 3-6 | 3-4 | 0-0 | 2 | 6 | 8 | 4 | 9 | 2 | 4 | 0 | 2 | 37 |
| 10 | COSTELLO, MATT | | 0-0 | 0-0 | 0-0 | 0 | 0 | 0 | 0 | 0 | 2 | 0 | 1 | 1 | 5 |
| 20 | TRICE, TRAVIS | | 0-4 | 0-3 | 0-0 | 0 | 1 | 1 | 1 | 0 | 2 | 1 | 0 | 0 | 18 |
| 30 | KAMINSKI, KENNY | | 0-1 | 0-1 | 0-0 | 0 | 0 | 0 | 1 | 0 | 0 | 0 | 0 | 0 | 6 |
| 40 | CHAPMAN, DAN | | 1-1 | 1-1 | 0-0 | 0 | 0 | 0 | 0 | 3 | 0 | 0 | 0 | 0 | 0+ |
| | Team | | | | | 2 | 2 | 4 | | | | | | | |
| | Totals | | 18-46 | 11-29 | 7-8 | 6 | 26 | 32 | 16 | 54 | 13 | 16 | 3 | 5 | 200 |

FG % 1st Half: 9-24 37.5% 2nd half: 9-22 40.9% Game: 18-46 39.1%
3FG % 1st Half: 6-15 40.0% 2nd half: 5-14 35.7% Game: 11-29 37.9%
FT % 1st Half: 1-2 50.0% 2nd half: 6-6 100.0 Game: 7-8 87.5%
Deadball Rebounds 0

Officials: John Higgins, Michael Roberts, Tom Eades
Technical fouls: UConn-None. MICHIGAN STATE-None.
Attendance: 19499
2014 NCAA Division I Men's East Regional Basketball Championship
East Regional All-Tournament-DeAndre Daniels-UCONN, Gary Harris-MSU
Adreian Payne-MSU, Dustin Hogue-Iowa St.
MOST OUTSTANDING PLAYER - Shabazz Napier-UCONN

| Score by periods | 1st | 2nd | Total |
|---|---|---|---|
| UConn | 21 | 39 | 60 |
| MICHIGAN STATE | 25 | 29 | 54 |

| Points | In Paint | Off T/O | 2nd Chance | Fast Break | Bench |
|---|---|---|---|---|---|
| UCONN | 16 | 18 | 8 | 8 | 2 |
| MSU | 6 | 14 | 2 | 8 | 3 |

Last FG - UCONN 2nd-00:15, MSU 2nd-00:00.
Largest lead - UCONN by 10 1st-16:12, MSU by 9 2nd-16:33.
Score tied - 1 time.
Lead changed - 2 times.

Senior guard Shabazz Napier scored 17 of his 25 points in the second half to lead the University of Connecticut men's basketball team to a 60-54 victory over Michigan State in the East Region final of the NCAA Championship on Sunday before a crowd of 19,449 at Madison Square Garden.

The Huskies now advance to the NCAA Final Four at AT&T Stadium in Arlington, Texas. UConn will play Florida in the national semifinals on Saturday at 6:09 p.m. on CBS and the UConn IMG Sports Radio Network. The winner of that game plays in the national championship game on Monday, April 7. Florida has won 30-straight games entering the NCAA Final four, but their last loss was to UConn, 65-64 on Dec. 2.

The Huskies are now 30-8 on the season while Michigan State finishes 29-9. UConn will be playing in its fifth NCAA Final Four and its third in the past six years. UConn won the NCAA Championship in 1999, 2004 and 2011.

Napier, the East Regional's Most Outstanding Player, hit three huge free throws with 37.6 seconds left, making clutch shot after clutch shot just as Kemba Walker did when Napier was a freshman. The Huskies rallied from a nine-point second-half deficit to become the first No. 7 seed to reach the Final Four since the tournament expanded to 64 teams in 1985.

UConn dared Michigan State to shoot three-pointers, and the Spartans nearly made enough, going 11 for 29 from behind the arc. Harris was four for nine on threes, but his teammates were a combined 10 for 32 from the floor.

Trailing 51-49 with more than two minutes left, Michigan State had a chance to tie or take the lead. Adreian Payne fumbled the ball away, and Napier drilled a jumper on the other end.

After Payne's free throws pulled the Spartans back within two, Keith Appling was whistled for a foul - his fifth- for contact with Napier on a three-point attempt.

Napier extended the lead to 56-51, and after Travis Trice missed a three, sophomore forward Phillip Nolan slipped free for a dunk that clinched the victory.

2014 NCAA Tournament
Friday, March 28, 2014, Madison Square Garden, New York, N.Y.
#7 seed Connecticut 81, # 3 seed Iowa State 76

**Official Basketball Box Score – Game Totals – Final Statistics**
**UConn vs IOWA STATE**
**03/28/14 7:27pm at Madison Square Garden, New York, NY**

CBS A Xerox Company

**UConn 81 • 29-8**

| ## | Player | | Total FG-FGA | 3-Ptr FG-FGA | FT-FTA | Rebounds Off | Def | Tot | PF | TP | A | TO | Blk | Stl | Min |
|---|---|---|---|---|---|---|---|---|---|---|---|---|---|---|---|
| 02 | DANIELS, DEANDRE | f | 10-15 | 2-6 | 5-6 | 1 | 9 | 10 | 3 | 27 | 0 | 1 | 2 | 0 | 36 |
| 05 | GIFFEY, NIELS | f | 2-5 | 1-3 | 0-0 | 0 | 7 | 7 | 3 | 5 | 0 | 0 | 0 | 1 | 29 |
| 00 | NOLAN, PHILLIP | c | 0-0 | 0-0 | 0-0 | 0 | 1 | 1 | 1 | 0 | 0 | 0 | 0 | 0 | 9 |
| 11 | BOATRIGHT, RYAN | g | 4-10 | 2-3 | 6-6 | 0 | 2 | 2 | 0 | 16 | 2 | 2 | 0 | 2 | 35 |
| 13 | NAPIER, SHABAZZ | g | 5-11 | 4-6 | 5-6 | 1 | 4 | 5 | 3 | 19 | 5 | 5 | 0 | 2 | 37 |
| 03 | SAMUEL, TERRENCE | | 3-4 | 0-0 | 4-4 | 1 | 2 | 3 | 1 | 10 | 2 | 0 | 0 | 0 | 23 |
| 20 | KROMAH, LASAN | | 0-2 | 0-1 | 0-0 | 0 | 0 | 0 | 2 | 0 | 0 | 1 | 0 | 0 | 8 |
| 21 | CALHOUN, OMAR | | 0-0 | 0-0 | 0-0 | 0 | 0 | 0 | 0 | 0 | 0 | 0 | 0 | 0 | 3 |
| 22 | TOLKSDORF, LEON | | 0-0 | 0-0 | 0-0 | 0 | 0 | 0 | 0 | 0 | 0 | 0 | 0 | 0 | 0+ |
| 25 | WATTS, TOR | | 0-0 | 0-0 | 0-0 | 0 | 0 | 0 | 0 | 0 | 0 | 0 | 0 | 0 | 0+ |
| 35 | BRIMAH, AMIDA | | 2-3 | 0-0 | 0-0 | 1 | 1 | 2 | 2 | 4 | 0 | 0 | 2 | 0 | 20 |
| | Team | | | | | 1 | 0 | 1 | | | | | | | |
| | Totals | | 26-50 | 9-19 | 20-22 | 5 | 26 | 31 | 15 | 81 | 9 | 9 | 4 | 5 | 200 |

FG % 1st Half: 14-27 51.9% 2nd half: 12-23 52.2% Game: 26-50 52.0%
3FG % 1st Half: 7-12 58.3% 2nd half: 2-7 28.6% Game: 9-19 47.4%
FT % 1st Half: 1-2 50.0% 2nd half: 19-20 95.0% Game: 20-22 90.9%
Deadball Rebounds 2

**IOWA STATE 76 • 28-8**

| ## | Player | | Total FG-FGA | 3-Ptr FG-FGA | FT-FTA | Rebounds Off | Def | Tot | PF | TP | A | TO | Blk | Stl | Min |
|---|---|---|---|---|---|---|---|---|---|---|---|---|---|---|---|
| 03 | EJIM, MELVIN | f | 3-13 | 1-2 | 0-0 | 2 | 6 | 8 | 4 | 7 | 1 | 2 | 0 | 0 | 34 |
| 22 | HOGUE, DUSTIN | f | 15-19 | 0-1 | 4-6 | 3 | 3 | 6 | 3 | 34 | 0 | 2 | 0 | 2 | 37 |
| 42 | EDOZIE, DANIEL | f | 0-0 | 0-0 | 0-0 | 0 | 0 | 0 | 0 | 0 | 0 | 0 | 0 | 0 | 7 |
| 11 | MORRIS, MONTÉ | g | 5-8 | 2-2 | 0-0 | 1 | 2 | 3 | 2 | 12 | 4 | 2 | 2 | 2 | 37 |
| 50 | KANE, DEANDRE | g | 6-18 | 2-4 | 2-9 | 5 | 3 | 8 | 3 | 16 | 9 | 2 | 1 | 0 | 40 |
| 15 | LONG, NAZ | | 3-9 | 1-6 | 0-0 | 0 | 3 | 3 | 4 | 7 | 0 | 0 | 0 | 0 | 27 |
| 21 | THOMAS, MATT | | 0-1 | 0-1 | 0-0 | 0 | 0 | 0 | 1 | 0 | 0 | 1 | 0 | 0 | 14 |
| 24 | GIBSON, PERCY | | 0-1 | 0-0 | 0-0 | 1 | 0 | 1 | 0 | 0 | 0 | 0 | 0 | 0 | 4 |
| | Team | | | | | 5 | 2 | 7 | | | | | | | |
| | Totals | | 32-69 | 6-16 | 6-15 | 17 | 19 | 36 | 17 | 76 | 14 | 9 | 3 | 4 | 200 |

FG % 1st Half: 9-29 31.0% 2nd half: 23-40 57.5% Game: 32-69 46.4%
3FG % 1st Half: 2-6 33.3% 2nd half: 4-10 40.0% Game: 6-16 37.5%
FT % 1st Half: 6-10 60.0% 2nd half: 0-5 0.0% Game: 6-15 40.0%
Deadball Rebounds 3

Officials: Verne Harris, Michael Reed, Tony Padilla
Technical fouls: UConn-None. IOWA STATE-None.
Attendance:
2014 NCAA Division I Men's Basketball East Regional Semifinal

| Score by periods | 1st | 2nd | Total |
|---|---|---|---|
| UConn | 36 | 45 | 81 |
| IOWA STATE | 26 | 50 | 76 |

| Points | In Paint | Off T/O | 2nd Chance | Fast Break | Bench |
|---|---|---|---|---|---|
| UCONN | 28 | 12 | 4 | 5 | 14 |
| ISU | 42 | 9 | 14 | 8 | 7 |

Last FG - UCONN 2nd-01:44, ISU 2nd-00:02.
Largest lead - UCONN by 17 2nd-14:19, ISU by 1 1st-18:43.
Score tied - 1 time.
Lead changed - 2 times.

University of Connecticut junior forward DeAndre Daniels was going to keep getting the ball from his teammates until he cooled off. By the time that happened, it was too late for Iowa State.

Daniels scored 19 of his 27 points in the second half to lead UConn to an 81-76 victory over Iowa State on Friday night in the East Regional Semifinals of the NCAA Championship at Madison Square Garden before a crowd of 19,314. UConn improves to 29-8 on the season, while Iowa State finishes at 28-8.

The Huskies, who are the No. 7 seed in the East region, now play No. 4 seed Michigan State on Sunday at 2:20 p.m. for a trip to next weekend's Final Four in North Texas. The Huskies and the Spartans last met in NCAA tournament play in the 2009 Final Four in Detroit as MSU topped UConn in the national semifinals.

The third-seeded Cyclones rallied late, pulling within 67-63 with two-and-half minutes remaining, but UConn senior Niels Giffey hit a three in the corner for his first points since the game's opening moments. The Huskies made their free throws in the final minute and the UConn fans packing MSG began to celebrate.

With UConn clinging to a 70-65 lead and less than a minute left, Iowa State's Naz Long missed a three-pointer, and the 6-1 Napier pulled down the rebound and was fouled by Hogue. The guard calmly drilled both free throws.

UConn was 20 of 22 from the foul line, while Iowa State was six of 15.

Napier, the American Athletic Conference player of the year, drained four early three-pointers, then made only one more field goal the rest of the way. The quick start by Napier and junior guard Ryan Boatright opened up space for Daniels.

Since a stretch in late February and early March when he failed to reach double figures in four straight games, Daniels had averaged 15 in his last six outings before Friday. Against Iowa State, he shot 10 of 15 and pulled down 10 rebounds.

"With our seniors on this team, I just want them to go out with a bang," Daniels said.

# ALL-TIME NCAA TOURNAMENT BOX SCORES & RECAPS

2014 NCAA Tournament
Saturday, March 22, 2014, First Niagara Center, Buffalo, N.Y.
#7 seed Connecticut 77, # 2 seed Villanova 65

**Official Basketball Box Score – Game Totals – Final Statistics**
**UConn vs Villanova**
**03/22/14 10:01 PM at First Niagara Center (Buffalo, N.Y.)**

**UConn 77 • 28-8**

| ## | Player | | Total FG-FGA | 3-Ptr FG-FGA | FT-FTA | Rebounds Off | Def | Tot | PF | TP | A | TO | Blk | Stl | Min |
|---|---|---|---|---|---|---|---|---|---|---|---|---|---|---|---|
| 02 | DANIELS, DeAndre | f | 4-12 | 3-5 | 0-0 | 2 | 3 | 5 | 1 | 11 | 0 | 1 | 0 | 0 | 28 |
| 05 | GIFFEY, Niels | f | 1-3 | 0-1 | 2-2 | 2 | 9 | 11 | 2 | 4 | 2 | 2 | 1 | 2 | 37 |
| 00 | NOLAN, Phillip | g | 0-0 | 0-0 | 0-0 | 0 | 1 | 1 | 1 | 0 | 0 | 0 | 0 | 1 | 6 |
| 11 | BOATRIGHT, Ryan | g | 3-10 | 0-3 | 5-8 | 2 | 5 | 7 | 2 | 11 | 3 | 2 | 0 | 1 | 37 |
| 13 | NAPIER, Shabazz | g | 9-13 | 4-8 | 3-4 | 0 | 5 | 5 | 3 | 25 | 3 | 4 | 0 | 2 | 25 |
| 03 | SAMUEL, Terrence | | 2-5 | 0-0 | 7-8 | 0 | 1 | 1 | 3 | 11 | 1 | 0 | 0 | 1 | 21 |
| 12 | FACEY, Kentan | | 0-0 | 0-0 | 0-0 | 0 | 0 | 0 | 0 | 0 | 0 | 0 | 0 | 0 | 0+ |
| 20 | KROMAH, Lasan | | 3-6 | 2-3 | 4-4 | 0 | 1 | 1 | 2 | 12 | 1 | 2 | 0 | 4 | 26 |
| 22 | TOLKSDORF, Leon | | 0-0 | 0-0 | 1-2 | 0 | 1 | 1 | 0 | 1 | 0 | 0 | 0 | 0 | 0+ |
| 25 | WATTS, Tor | | 0-0 | 0-0 | 0-0 | 0 | 0 | 0 | 0 | 0 | 0 | 0 | 0 | 0 | 0+ |
| 36 | BRIMAH, Amida | | 1-3 | 0-0 | 0-0 | 0 | 1 | 1 | 3 | 2 | 0 | 0 | 1 | 0 | 20 |
| | Team | | | | | 1 | 2 | 3 | | | | | | | |
| | Totals | | 23-52 | 9-20 | 22-28 | 7 | 29 | 36 | 17 | 77 | 10 | 11 | 2 | 11 | 200 |

| | | | | | | | | |
|---|---|---|---|---|---|---|---|---|
| FG % 1st Half: | 10-29 | 34.5% | 2nd half: | 13-23 | 56.5% | Game: | 23-52 | 44.2% |
| 3FG % 1st Half: | 3-9 | 33.3% | 2nd half: | 6-11 | 54.5% | Game: | 9-20 | 45.0% |
| FT % 1st Half: | 2-4 | 50.0% | 2nd half: | 20-24 | 83.3% | Game: | 22-28 | 78.6% |

Deadball Rebounds: 3

**Villanova 65 • 29-5**

| ## | Player | | Total FG-FGA | 3-Ptr FG-FGA | FT-FTA | Rebounds Off | Def | Tot | PF | TP | A | TO | Blk | Stl | Min |
|---|---|---|---|---|---|---|---|---|---|---|---|---|---|---|---|
| 22 | PINKSTON, JayVaughn | f | 4-10 | 0-1 | 3-6 | 1 | 3 | 4 | 3 | 11 | 2 | 1 | 0 | 0 | 25 |
| 23 | OCHEFU, Daniel | f | 1-3 | 0-0 | 2-2 | 1 | 7 | 8 | 2 | 4 | 0 | 1 | 1 | 1 | 26 |
| 04 | HILLIARD, Darrun | g | 3-7 | 3-6 | 4-5 | 0 | 4 | 4 | 5 | 13 | 2 | 6 | 0 | 2 | 35 |
| 15 | ARCIDIACONO, Ryan | g | 4-10 | 3-7 | 7-9 | 1 | 2 | 3 | 3 | 18 | 6 | 4 | 0 | 2 | 37 |
| 32 | BELL, James | g | 4-11 | 4-10 | 2-2 | 0 | 5 | 5 | 5 | 14 | 0 | 1 | 0 | 0 | 33 |
| 02 | JENKINS, Kris | | 1-2 | 1-2 | 0-0 | 0 | 1 | 1 | 1 | 3 | 0 | 0 | 0 | 0 | 10 |
| 03 | HART, Josh | | 0-3 | 0-2 | 0-0 | 1 | 2 | 3 | 2 | 0 | 0 | 1 | 0 | 1 | 24 |
| 05 | CHENNAULT, Tony | | 0-2 | 0-1 | 0-0 | 1 | 0 | 1 | 0 | 0 | 0 | 1 | 0 | 0 | 4 |
| 31 | ENNIS, Dylan | | 1-3 | 0-2 | 0-0 | 0 | 0 | 0 | 3 | 2 | 0 | 1 | 1 | 0 | 6 |
| | Team | | | | | 1 | 0 | 1 | | | | | | | |
| | Totals | | 18-51 | 11-31 | 18-24 | 6 | 24 | 30 | 24 | 65 | 10 | 16 | 2 | 6 | 200 |

| | | | | | | | | |
|---|---|---|---|---|---|---|---|---|
| FG % 1st Half: | 7-23 | 30.4% | 2nd half: | 11-28 | 39.3% | Game: | 18-51 | 35.3% |
| 3FG % 1st Half: | 4-11 | 36.4% | 2nd half: | 7-20 | 35.0% | Game: | 11-31 | 35.5% |
| FT % 1st Half: | 6-9 | 66.7% | 2nd half: | 12-15 | 80.0% | Game: | 18-24 | 75.0% |

Deadball Rebounds: 4,1

Officials: Jamie Luckie, Antonio Petty, Kip Kissinger
Technical fouls: UConn-None. Villanova-None.
Attendance: 19290
NCAA Division I Men's Basketball Championship Third Round Game
UCONN: Nolan F1 (18:50 1st half), Samuel 1F (29.9 1st half)
UCONN: Giffey career high rebounds (11).

| Score by periods | 1st | 2nd | Total |
|---|---|---|---|
| UConn | 25 | 52 | 77 |
| Villanova | 24 | 41 | 65 |

In a span of three days, senior guard Shabazz Napier and Connecticut knocked out both Philadelphia schools in the NCAA tournament.

Now, the seventh-seeded Huskies are off to the East Regional semifinals in New York City. Second-seeded Villanova became the highest seed to fall so far after Napier scored 25 points in leading UConn to a 77-65 victory Saturday night.

UConn was better thanks to Napier, who scored 24 points two days earlier in an 89-81 overtime win against Philadelphia's other tournament entry, Saint Joseph's.

Napier had 21 points in the second half and helped put the game away by hitting three consecutive 3-pointers to give the Huskies a 54-45 lead with 6:08 remaining.

UConn guard Lasan Kromah scored 12 points for the Huskies, while junior forward DeAndre Daniels, junior guard Ryan Boatright and freshman guard Terrence Samuel (Brooklyn, N.Y.) each had 11.

Connecticut advanced to face the winner of Sunday's game between third-seeded Iowa State and No. 6 seed North Carolina.

The Huskies are marching on to Madison Square Garden in their first season as members of the American Athletic Conference after the Big East was realigned following a series of defections.

The teams traded leads four times in the opening 5:25 of the second half, with Daniels putting UConn ahead for good, 37-36, with a layup.

Poor shooting continued to haunt the Wildcats, who were coming off a 75-53 win over Milwaukee on Thursday.

After hitting five of their first eight attempts through the first 6:11, the Wildcats closed the half going 2 of 15. Their offense went stone cold after Hilliard hit a 3 to put them up 19-9 with 11:30 left.

Villanova went 11:24 without a field goal, missing 10 straight shots before Arcidiacono hit a 3-pointer with 5.9 seconds left in the first half that cut the Huskies' lead to 25-24.

2014 NCAA Tournament
Thursday, March 20, 2014, First Niagara Center, Buffalo, N.Y.
#7 seed Connecticut 89, # 10 seed Saint Joseph's 81 (OT)

**Official Basketball Box Score — Game Totals — Final Statistics**
**Saint Joseph's vs UConn**
**03/20/14 6:56 p.m. at First Niagara Center (Buffalo, N.Y.)**

**Saint Joseph's 81 • 24-10**

| ## | Player | | Total FG-FGA | 3-Ptr FG-FGA | FT-FTA | Rebounds Off | Def | Tot | PF | TP | A | TO | Blk | Stl | Min |
|---|---|---|---|---|---|---|---|---|---|---|---|---|---|---|---|
| 13 | ROBERTS, Ronald | f | 6-9 | 0-0 | 3-4 | 5 | 5 | 10 | 1 | 15 | 0 | 2 | 1 | 0 | 42 |
| 43 | BEMBRY, DeAndre | f | 5-11 | 0-3 | 6-8 | 2 | 2 | 4 | 3 | 16 | 2 | 4 | 0 | 0 | 45 |
| 45 | KANACEVIC, Halil | f | 4-10 | 1-4 | 3-4 | 1 | 6 | 7 | 5 | 12 | 5 | 2 | 1 | 0 | 41 |
| 10 | GALLOWAY, Langston | g | 8-13 | 4-7 | 5-6 | 1 | 2 | 3 | 3 | 25 | 3 | 2 | 0 | 1 | 45 |
| 24 | WILSON, Chris | g | 4-9 | 2-5 | 3-5 | 0 | 5 | 5 | 5 | 13 | 1 | 2 | 0 | 1 | 43 |
| 00 | MASCHMEYER, Evan | | 0-0 | 0-0 | 0-0 | 0 | 0 | 0 | 0 | 0 | 0 | 0 | 0 | 0 | 0+ |
| 11 | QUARLES, Daryus | | 0-0 | 0-0 | 0-0 | 0 | 1 | 1 | 1 | 0 | 0 | 1 | 0 | 1 | 3 |
| 32 | NDAO, Papa | | 0-2 | 0-2 | 0-0 | 0 | 0 | 0 | 4 | 0 | 1 | 0 | 0 | 0 | 6 |
| 41 | KELLY, Colin | | 0-0 | 0-0 | 0-0 | 0 | 0 | 0 | 0 | 0 | 0 | 0 | 0 | 0 | 0+ |
| | Team | | | | | 0 | 3 | 3 | | | | 1 | | | |
| | Totals | | 27-54 | 7-21 | 20-27 | 9 | 24 | 33 | 22 | 81 | 12 | 14 | 2 | 3 | 225 |

| | | | | | | | | | | | |
|---|---|---|---|---|---|---|---|---|---|---|---|
| FG % 1st Half: | 14-25 | 56.0% | 2nd half: | 10-22 | 45.5% | OT: | 3-7 | 42.9% | Game: | 27-54 | 50.0% |
| 3FG % 1st Half: | 4-10 | 40.0% | 2nd half: | 1-6 | 16.7% | OT: | 2-5 | 40.0% | Game: | 7-21 | 33.3% |
| FT % 1st Half: | 8-10 | 80.0% | 2nd half: | 9-11 | 81.8% | OT: | 3-6 | 50.0% | Game: | 20-27 | 74.1% |

Deadball Rebounds: 2,1

**UConn 89 • 27-8**

| ## | Player | | Total FG-FGA | 3-Ptr FG-FGA | FT-FTA | Rebounds Off | Def | Tot | PF | TP | A | TO | Blk | Stl | Min |
|---|---|---|---|---|---|---|---|---|---|---|---|---|---|---|---|
| 02 | DANIELS, DeAndre | f | 6-11 | 3-6 | 3-3 | 0 | 4 | 4 | 4 | 18 | 0 | 0 | 1 | 1 | 34 |
| 05 | GIFFEY, Niels | f | 4-9 | 2-4 | 0-0 | 2 | 2 | 4 | 4 | 10 | 1 | 0 | 0 | 1 | 31 |
| 00 | NOLAN, Phillip | g | 3-5 | 0-0 | 1-2 | 0 | 3 | 3 | 4 | 7 | 0 | 1 | 0 | 0 | 10 |
| 11 | BOATRIGHT, Ryan | g | 5-10 | 4-6 | 3-4 | 0 | 1 | 1 | 1 | 17 | 3 | 1 | 0 | 0 | 42 |
| 13 | NAPIER, Shabazz | g | 7-22 | 2-8 | 8-8 | 1 | 7 | 8 | 1 | 24 | 6 | 4 | 0 | 3 | 42 |
| 03 | SAMUEL, Terrence | | 0-2 | 0-0 | 0-0 | 1 | 1 | 2 | 1 | 0 | 0 | 0 | 0 | 0 | 5 |
| 30 | OLANDER, Tyler | | 0-0 | 0-0 | 0-0 | 0 | 0 | 0 | 0 | 0 | 0 | 0 | 0 | 0 | 3 |
| 20 | KROMAH, Lasan | | 2-3 | 0-0 | 0-0 | 1 | 0 | 1 | 1 | 4 | 2 | 0 | 0 | 1 | 27 |
| 21 | CALHOUN, Omar | | 0-0 | 0-0 | 0-0 | 0 | 0 | 0 | 1 | 0 | 0 | 1 | 0 | 0 | 1 |
| 35 | BRIMAH, Amida | | 3-4 | 0-0 | 3-3 | 4 | 2 | 6 | 4 | 9 | 1 | 1 | 1 | 0 | 30 |
| | Team | | | | | 3 | 2 | 5 | | | | 1 | | | |
| | Totals | | 30-66 | 11-24 | 18-20 | 12 | 22 | 34 | 21 | 89 | 13 | 9 | 2 | 6 | 225 |

| | | | | | | | | | | | |
|---|---|---|---|---|---|---|---|---|---|---|---|
| FG % 1st Half: | 14-31 | 45.2% | 2nd half: | 14-31 | 45.2% | OT: | 2-4 | 50.0% | Game: | 30-66 | 45.5% |
| 3FG % 1st Half: | 6-11 | 54.5% | 2nd half: | 5-12 | 41.7% | OT: | 0-1 | 0.0% | Game: | 11-24 | 45.8% |
| FT % 1st Half: | 1-2 | 50.0% | 2nd half: | 2-2 | 100.0 | OT: | 15-16 | 93.8% | Game: | 18-20 | 90.0% |

Deadball Rebounds: 1,1

Officials: Antonio Petty, Jeffrey Anderson, Gary Maxwell
Technical fouls: Saint Joseph's-None. UConn-None.
Attendance:

| Score by periods | 1st | 2nd | OT | Total |
|---|---|---|---|---|
| Saint Joseph's | 40 | 30 | 11 | 81 |
| UConn | 35 | 35 | 19 | 89 |

| Points | In Paint | Off T/O | 2nd Chance | Fast Break | Bench |
|---|---|---|---|---|---|
| SJU | 32 | 9 | 12 | 2 | 0 |
| UCONN | 38 | 21 | 15 | 6 | 13 |

Last FG - SJU OT-00:30, UCONN OT-01:20.
Largest lead - SJU by 10 1st-08:16, UCONN by 8 OT-00:55.

Score tied - 4 times.
Lead changed - 13 times.

With Jim Calhoun watching from the stands, University of Connecticut senior guard Shabazz Napier capped Connecticut coach Kevin Ollie's first NCAA tournament appearance with a win.

Shaking off a 23-foot miss at the second-half buzzer, Napier scored nine of his 24 points in overtime to lead seventh-seeded UConn (27-8) to an 89-81 win over 10th-seeded Saint Joseph's (24-10) in the second round of the NCAA tournament on Thursday night. The Huskies improve to 27-8 overall with the win.

UConn junior forward DeAndre Daniels scored 18 while freshman center Amida Brimah forced overtime by completing a three-point play in the final minute.

The game turned in the final minute of regulation and after Hawks guard Chris Wilson hit two free throws to put Saint Joe's up 70-67 with 49.2 seconds left.

Napier missed on a drive at the other end, but Brimah got the rebound to the left of the basket, and was fouled while putting it back. He tied the game by hitting the free throw.

Taking over with 39 seconds left, the Hawks never got a shot off on what became their final possession of regulation. Galloway twice lost the ball on the dribble, but got it back both times, before launching a desperation shot that hit off the side of the backboard as the shot clock expired.

With the game tied at 70 entering overtime, Daniels opened the scoring by completed a three-point play with 3:47 left during a 5-minute period the Huskies never trailed. Napier then scored seven straight points -- five of them coming from the line -- to put the Huskies up 82-74 with 55 seconds remaining.

UConn advances to the Round of 32 and plays No. 2 seed Villanova on Saturday at 9:40 p.m. The game will rematch one of the top rivalries from the former Big East Conference. That game will be televised on TBS and heard on the UConn IMG Sports Radio Network.

## UCONN'S NCAA TOURNAMENT HISTORY

# ALL-TIME NCAA TOURNAMENT BOX SCORES & RECAPS

2012 NCAA Tournament
Thursday, March 15, 2012, KFC Yum! Center, Louisville, Ky.
#8 seed Iowa State 77, # 9 seed Connecticut 64

**Connecticut 64 • 20-14**

| | | | Total | 3-Ptr | | Rebounds | | | | | | | | | |
|---|---|---|---|---|---|---|---|---|---|---|---|---|---|---|---|
| ## | Player | | FG-FGA | FG-FGA | FT-FTA | Off | Def | Tot | PF | TP | A | TO | Blk | Stl | Min |
| 22 | **SMITH, Roscoe** | f | 2-5 | 1-3 | 0-0 | 2 | 3 | 5 | 2 | 5 | 0 | 0 | 0 | 1 | 33 |
| 34 | ORIAKHI, Alex | f | 1-4 | 0-0 | 0-0 | 1 | 2 | 3 | 0 | 2 | 1 | 0 | 1 | 1 | 23 |
| 12 | **DRUMMOND, Andre** | c | 1-4 | 0-0 | 0-0 | 0 | 3 | 3 | 5 | 2 | 0 | 0 | 4 | 1 | 26 |
| 03 | LAMB, Jeremy | g | 6-15 | 2-6 | 5-7 | 1 | 3 | 4 | 1 | 19 | 0 | 2 | 0 | 2 | 39 |
| 13 | **NAPIER, Shabazz** | g | 6-13 | 3-5 | 7-11 | 1 | 1 | 2 | 4 | 22 | 6 | 1 | 0 | 1 | 39 |
| 02 | DANIELS, Deandre | | 0-0 | 0-0 | 0-0 | 0 | 0 | 0 | 0 | 0 | 0 | 0 | 0 | 0 | 2 |
| 05 | **GIFFEY, Niels** | | 1-1 | 0-0 | 2-2 | 1 | 0 | 1 | 3 | 4 | 0 | 0 | 0 | 0 | 7 |
| 10 | OLANDER, Tyler | | 0-0 | 0-0 | 1-2 | 0 | 0 | 0 | 1 | 1 | 0 | 0 | 0 | 0 | 5 |
| 11 | **BOATRIGHT, Ryan** | | 4-14 | 1-5 | 0-0 | 1 | 2 | 3 | 1 | 9 | 1 | 1 | 0 | 1 | 26 |
| | Team | | | | | 1 | 2 | 3 | | | | | | | |
| | **Totals** | | 21-56 | 7-19 | 15-22 | 8 | 16 | 24 | 17 | 64 | 8 | 4 | 5 | 7 | 200 |

FG % 1st Half: 11-29 37.9% 2nd half: 10-27 37.0% Game: 21-56 37.5%
3FG % 1st Half: 3-9 33.3% 2nd half: 4-10 40.0% Game: 7-19 36.8%
FT % 1st Half: 7-10 70.0% 2nd half: 8-12 66.7% Game: 15-22 68.2%

Deadball Rebounds 4

**Iowa State 77 • 23-10**

| | | | Total | 3-Ptr | | Rebounds | | | | | | | | | |
|---|---|---|---|---|---|---|---|---|---|---|---|---|---|---|---|
| ## | Player | | FG-FGA | FG-FGA | FT-FTA | Off | Def | Tot | PF | TP | A | TO | Blk | Stl | Min |
| 03 | **Ejim, Melvin** | f | 3-6 | 0-0 | 5-5 | 3 | 2 | 5 | 4 | 11 | 0 | 1 | 0 | 0 | 29 |
| 30 | White, Royce | f | 6-9 | 0-0 | 3-4 | 1 | 12 | 13 | 2 | 15 | 2 | 1 | 1 | 0 | 38 |
| 02 | **Babb, Chris** | g | 1-3 | 0-2 | 0-0 | 1 | 6 | 7 | 3 | 2 | 3 | 1 | 0 | 1 | 31 |
| 04 | Allen, Chris | g | 6-12 | 3-8 | 5-5 | 2 | 1 | 3 | 4 | 20 | 2 | 4 | 0 | 0 | 35 |
| 11 | **Christopherson,Scott** | g | 4-11 | 3-3 | 4-4 | 0 | 2 | 2 | 1 | 15 | 2 | 2 | 0 | 0 | 31 |
| 01 | Palo, Bubu | | 2-3 | 0-0 | 2-2 | 1 | 2 | 3 | 0 | 6 | 0 | 0 | 0 | 0 | 16 |
| 22 | **Booker, Anthony** | | 3-7 | 0-1 | 0-0 | 3 | 2 | 5 | 1 | 6 | 0 | 2 | 2 | 1 | 11 |
| 25 | McGee, Tyrus | | 1-3 | 0-2 | 0-0 | 0 | 2 | 2 | 0 | 2 | 1 | 0 | 1 | 0 | 9 |
| | Team | | | | | 1 | 0 | 1 | | | | | | | |
| | **Totals** | | 26-54 | 6-16 | 19-20 | 12 | 29 | 41 | 15 | 77 | 10 | 11 | 4 | 2 | 200 |

FG % 1st Half: 17-33 51.5% 2nd half: 9-21 42.9% Game: 26-54 48.1%
3FG % 1st Half: 6-12 50.0% 2nd half: 0-4 0.0% Game: 6-16 37.5%
FT % 1st Half: 2-2 100.0 2nd half: 17-18 94.4% Game: 19-20 95.0%

Deadball Rebounds 1,1

Officials: Mike Reed, Michael Greenstein, Robert Staffin
Technical fouls: Connecticut None. Iowa State None.
Attendance: 22131

| Score by periods | 1st | 2nd | Total |
|---|---|---|---|
| Connecticut | 32 | 32 | 64 |
| Iowa State | 42 | 35 | 77 |

| Points | In Paint | Off T/O | 2nd Chance | Fast Break | Bench |
|---|---|---|---|---|---|
| UCONN | 20 | 11 | 11 | 0 | 14 |
| ISU | 34 | 4 | 10 | 4 | 14 |

Last FG - UCONN 2nd-00:27, ISU 2nd-04:16.
Largest lead - UCONN by 1 1st-18:07, ISU by 22 1st-07:54.

Score tied - 1 time.
Lead changed - 2 times.

UConn guards Shabazz Napier and Jeremy Lamb combined for 41 points in a losing effort for the Huskies, who fell to Iowa State, 77-64, in the Second Round of the 2012 NCAA Championship before a crowd of 22,131 at the KFC Yum! Center. Connecticut ends the season with a record of 20-14 while Iowa State (23-10) moves on to face Kentucky in the Third Round on Saturday.

Chris Allen led four Cyclones in double-figures with 20 points and Iowa State scored its last 14 at the free-throw line to beat the Huskies. For the eighth-seeded Cyclones, meanwhile, it's their biggest victory in a season of them, having knocked off Kansas and Baylor during Big 12 play.

After leading by as much as 22 in the first half, Iowa State withstood a UConn rally in the second half. Freshman Ryan Boatright went on a one-man tear, making three straight baskets to pull Connecticut within 58-52 with 8:24 to play. But the Huskies couldn't get any closer, missing their next four shots and going scoreless for more than five-and-a-half minutes.

Allen has played more NCAA tournament games than any player in the 68-team field after making back-to-back Final Fours with Michigan State in 2009 and 2010, and his experience showed. He chased down his miss on a three-pointer from the corner and went up and under the basket, scoring to put Iowa State back in front 63-52 with 4:15 to play.

UConn could never make another run, and all the Cyclones had to do was convert their free throws.

## UCONN'S NCAA TOURNAMENT HISTORY

# ALL-TIME NCAA TOURNAMENT BOX SCORES & RECAPS

2011 NCAA Tournament
Monday, April 4, 2011, Reliant Stadium, Houston, Texas
#3 seed Connecticut 53, # 8 seed Butler 41

**Official Basketball Box Score — Game Totals — Final Statistics**
**BUTLER vs UConn**
**4-4-11 8:23PM at RELIANT STADIUM, HOUSTON, TX**

**BUTLER 41 • 28-10**

| ## | Player | | Total FG-FGA | 3-Ptr FG-FGA | FT-FTA | Rebounds Off | Def | Tot | PF | TP | A | TO | Blk | Stl | Min |
|---|---|---|---|---|---|---|---|---|---|---|---|---|---|---|---|
| 54 | HOWARD, Matt | f | 1-13 | 1-6 | 4-4 | 2 | 4 | 6 | 2 | 7 | 0 | 0 | 0 | 1 | 37 |
| 44 | SMITH, Andrew | c | 2-9 | 0-0 | 1-2 | 6 | 3 | 9 | 3 | 5 | 1 | 1 | 1 | 1 | 29 |
| 01 | MACK, Shelvin | g | 4-15 | 4-11 | 1-2 | 4 | 5 | 9 | 1 | 13 | 1 | 3 | 1 | 0 | 36 |
| 02 | VANZANT, Shawn | g | 2-10 | 1-5 | 0-0 | 2 | 6 | 8 | 1 | 5 | 2 | 2 | 0 | 3 | 36 |
| 33 | STIGALL, Chase | g | 3-11 | 3-9 | 0-0 | 1 | 1 | 2 | 1 | 9 | 1 | 0 | 0 | 1 | 16 |
| 03 | HAHN, Zach | | 0-2 | 0-1 | 0-0 | 0 | 0 | 0 | 2 | 0 | 0 | 0 | 0 | 0 | 7 |
| 05 | NORED, Ronald | | 0-2 | 0-1 | 2-4 | 3 | 1 | 4 | 4 | 2 | 0 | 0 | 0 | 2 | 26 |
| 20 | HOPKINS, Chrishawn | | 0-0 | 0-0 | 0-0 | 0 | 0 | 0 | 1 | 0 | 0 | 0 | 0 | 0 | 4 |
| 23 | MARSHALL, Khyle | | 0-2 | 0-0 | 0-2 | 1 | 1 | 2 | 2 | 0 | 0 | 0 | 0 | 0 | 8 |
| 32 | BUTCHER, Garrett | | 0-0 | 0-0 | 0-0 | 0 | 0 | 0 | 0 | 0 | 0 | 0 | 0 | 0 | 1 |
| | Team | | | | | 1 | 0 | 1 | | | | | | | |
| | Totals | | 12-64 | 9-33 | 8-14 | 20 | 21 | 41 | 17 | 41 | 5 | 6 | 2 | 8 | 200 |

FG % 1st Half: 6-27 22.2% 2nd half: 6-37 16.2% Game: 12-64 18.8%
3FG % 1st Half: 5-14 35.7% 2nd half: 4-19 21.1% Game: 9-33 27.3%
FT % 1st Half: 5-8 62.5% 2nd half: 3-6 50.0% Game: 8-14 57.1%
Deadball Rebounds 2

**UConn 53 • 32-9**

| ## | Player | | Total FG-FGA | 3-Ptr FG-FGA | FT-FTA | Rebounds Off | Def | Tot | PF | TP | A | TO | Blk | Stl | Min |
|---|---|---|---|---|---|---|---|---|---|---|---|---|---|---|---|
| 10 | OLANDER, Tyler | f | 1-3 | 0-0 | 0-0 | 2 | 1 | 3 | 1 | 2 | 1 | 0 | 0 | 0 | 7 |
| 22 | SMITH, Roscoe | f | 0-2 | 0-1 | 0-0 | 1 | 3 | 4 | 4 | 0 | 0 | 2 | 4 | 0 | 22 |
| 34 | ORIAKHI, Alex | c | 5-6 | 0-0 | 1-1 | 2 | 9 | 11 | 2 | 11 | 0 | 0 | 4 | 0 | 25 |
| 03 | LAMB, Jeremy | g | 4-8 | 1-2 | 3-4 | 1 | 6 | 7 | 2 | 12 | 2 | 1 | 1 | 1 | 31 |
| 15 | WALKER, Kemba | g | 5-19 | 0-4 | 6-7 | 1 | 8 | 9 | 2 | 16 | 0 | 2 | 0 | 1 | 37 |
| 02 | BEVERLY, Donnell | | 1-2 | 0-0 | 0-0 | 0 | 0 | 0 | 0 | 2 | 1 | 1 | 0 | 0 | 8 |
| 04 | COOMBS-MCDANIEL, J | | 0-3 | 0-1 | 0-0 | 1 | 1 | 2 | 0 | 0 | 0 | 0 | 0 | 0 | 6 |
| 05 | GIFFEY, Niels | | 1-3 | 0-1 | 2-2 | 3 | 3 | 6 | 1 | 4 | 0 | 2 | 0 | 0 | 24 |
| 13 | NAPIER, Shabazz | | 1-6 | 0-2 | 2-2 | 0 | 4 | 4 | 1 | 4 | 2 | 3 | 0 | 2 | 27 |
| 35 | OKWANDU, Charles | | 1-3 | 0-0 | 0-0 | 4 | 1 | 5 | 2 | 2 | 0 | 0 | 1 | 0 | 13 |
| | Team | | | | | 2 | 0 | 2 | | | | | | | |
| | Totals | | 19-55 | 1-11 | 14-16 | 17 | 36 | 53 | 15 | 53 | 6 | 11 | 10 | 4 | 200 |

FG % 1st Half: 9-31 29.0% 2nd half: 10-24 41.7% Game: 19-55 34.5%
3FG % 1st Half: 0-5 0.0% 2nd half: 1-6 16.7% Game: 1-11 9.1%
FT % 1st Half: 1-1 100.0 2nd half: 13-15 86.7% Game: 14-16 87.5%
Deadball Rebounds 0

Officials: John Cahill, Verne Harris, Doug Shows
Technical fouls: BUTLER-None. UConn-None.
Attendance: 70376
2011 NCAA Championship National Title Game

| Score by periods | 1st | 2nd | Total |
|---|---|---|---|
| BUTLER | 22 | 19 | 41 |
| UConn | 19 | 34 | 53 |

| Points | In Paint | Off T/O | 2nd Chance | Fast Break | Bench |
|---|---|---|---|---|---|
| BU | 2 | 13 | 20 | 0 | 2 |
| UCONN | 26 | 2 | 13 | 4 | 12 |

Last FG - BU 2nd-01:41, UCONN 2nd-05:05.
Largest lead - BU by 6 2nd-19:40, UCONN by 14 2nd-05:49.
Score tied - 4 times.
Lead changed - 6 times.

The only thing that could stop Kemba Walker and Connecticut's amazing run was the final buzzer.

On a night when the massive arena felt like a dusty old gym, UConn made Butler look like the underdog it really was, winning the national championship Monday night with an old-fashioned, grinding 53-41 beatdown of the Bulldogs.

Walker finished with 16 points for the Huskies (32-9), who won their 11th straight game since closing the regular season with a 9-9 Big East record that foreshadowed none of this.

They closed it out with a defensive showing for the ages, holding Butler to a 12-for-64 shooting. That's 18.8 percent, the worst ever in a title game.

At age 68, Jim Calhoun became the oldest coach to win the NCAA championship and joined John Wooden, Adolph Rupp, Mike Krzyzewski and Bob Knight as only the fifth coach to win three NCAA titles.

Calhoun coaxed this win out of his team by accepting the reality that the rim looked about as wide as a pancake on a defensive-minded night in Houston. He did it by making his players pound the ball inside and insisting on the kind of defense that UConn played during this remarkable run, but which often got overshadowed by Walker's theatrics.

UConn trailed 22-19 after a first half that came straight out of the '40s.

Connecticut outscored Butler by an unthinkable 26-2 in the paint. The Bulldogs (28-10), in their second straight title game and hoping to put the closing chapter on the ultimate "Hoosiers" story, went a mind-numbing 13 minutes, 26 seconds in the second half making only one field goal.

During that time, a 25-19 lead turned into a 41-28 deficit. This for a team that never trailed Duke by more than six during last year's epic final.

That time, Gordon Hayward's desperation halfcourt heave bounced off the backboard and rim, barely missing. This time, UConn was celebrating before the buzzer sounded, Calhoun pumping his fists and hugging an assistant while the Huskies ran to the sideline and soaked in the confetti.

2011 NCAA Tournament
Saturday, April 2, 2011, Reliant Stadium, Houston, Texas
#3 seed Connecticut 56, # 4 seed Kentucky 55

**Official Basketball Box Score — Game Totals — Final Statistics**
**Kentucky vs UConn**
**4-2-11 8:08PM at RELIANT STADIUM, HOUSTON, TX**

**Kentucky 55 • 29-9**

| ## | Player | | Total FG-FGA | 3-Ptr FG-FGA | FT-FTA | Rebounds Off | Def | Tot | PF | TP | A | TO | Blk | Stl | Min |
|---|---|---|---|---|---|---|---|---|---|---|---|---|---|---|---|
| 03 | JONES, Terrence | f | 5-8 | 1-2 | 0-5 | 4 | 11 | 15 | 1 | 11 | 1 | 2 | 1 | 4 | 38 |
| 55 | HARRELLSON, Josh | f | 3-6 | 0-0 | 0-1 | 3 | 1 | 4 | 3 | 6 | 2 | 0 | 0 | 2 | 28 |
| 01 | MILLER, Darius | g | 1-7 | 1-4 | 1-2 | 1 | 2 | 3 | 2 | 4 | 2 | 2 | 0 | 1 | 26 |
| 12 | KNIGHT, Brandon | g | 6-23 | 3-11 | 2-2 | 2 | 6 | 8 | 1 | 17 | 5 | 3 | 0 | 2 | 40 |
| 34 | LIGGINS, Deandre | g | 1-7 | 1-5 | 1-2 | 0 | 0 | 0 | 4 | 4 | 2 | 1 | 2 | 2 | 34 |
| 20 | LAMB, Doron | | 5-10 | 3-5 | 0-0 | 0 | 0 | 0 | 1 | 13 | 0 | 2 | 0 | 0 | 27 |
| 30 | VARGAS, Eloy | | 0-1 | 0-0 | 0-0 | 3 | 2 | 5 | 0 | 0 | 0 | 0 | 0 | 0 | 7 |
| | Team | | | | | 2 | 0 | 2 | | | | | | | |
| | Totals | | 21-62 | 9-27 | 4-12 | 15 | 22 | 37 | 12 | 55 | 12 | 10 | 3 | 11 | 200 |

FG % 1st Half: 9-32 28.1% 2nd half: 12-30 40.0% Game: 21-62 33.9%
3FG % 1st Half: 2-12 16.7% 2nd half: 7-15 46.7% Game: 9-27 33.3%
FT % 1st Half: 1-5 20.0% 2nd half: 3-7 42.9% Game: 4-12 33.3%
Deadball Rebounds 1

**UConn 56 • 31-9**

| ## | Player | | Total FG-FGA | 3-Ptr FG-FGA | FT-FTA | Rebounds Off | Def | Tot | PF | TP | A | TO | Blk | Stl | Min |
|---|---|---|---|---|---|---|---|---|---|---|---|---|---|---|---|
| 10 | OLANDER, Tyler | f | 1-1 | 0-0 | 0-0 | 0 | 1 | 1 | 0 | 2 | 0 | 1 | 0 | 0 | 5 |
| 22 | SMITH, Roscoe | f | 3-6 | 0-0 | 0-0 | 1 | 7 | 8 | 2 | 6 | 0 | 1 | 0 | 0 | 29 |
| 34 | ORIAKHI, Alex | c | 4-6 | 0-0 | 0-0 | 2 | 8 | 10 | 2 | 8 | 1 | 1 | 1 | 0 | 27 |
| 03 | LAMB, Jeremy | g | 5-8 | 0-2 | 2-2 | 1 | 8 | 9 | 1 | 12 | 4 | 2 | 0 | 0 | 38 |
| 15 | WALKER, Kemba | g | 6-15 | 1-5 | 5-6 | 1 | 5 | 6 | 1 | 18 | 7 | 4 | 1 | 2 | 40 |
| 02 | BEVERLY, Donnell | | 0-0 | 0-0 | 0-0 | 0 | 0 | 0 | 0 | 0 | 0 | 0 | 0 | 0 | 1 |
| 04 | COOMBS-MCDANIEL, J | | 1-3 | 0-1 | 0-1 | 0 | 0 | 0 | 1 | 2 | 0 | 0 | 0 | 0 | 9 |
| 05 | GIFFEY, Niels | | 0-0 | 0-0 | 0-0 | 1 | 0 | 1 | 1 | 0 | 0 | 1 | 0 | 1 | 8 |
| 13 | NAPIER, Shabazz | | 1-7 | 0-4 | 2-2 | 0 | 2 | 2 | 3 | 4 | 4 | 3 | 0 | 0 | 27 |
| 35 | OKWANDU, Charles | | 2-3 | 0-0 | 0-0 | 0 | 1 | 1 | 2 | 4 | 0 | 2 | 1 | 2 | 16 |
| | Team | | | | | 0 | 0 | 0 | | | | | | | |
| | Totals | | 23-49 | 1-12 | 9-11 | 6 | 32 | 38 | 13 | 56 | 16 | 15 | 3 | 5 | 200 |

FG % 1st Half: 14-27 51.9% 2nd half: 9-22 40.9% Game: 23-49 46.9%
3FG % 1st Half: 1-6 16.7% 2nd half: 0-6 0.0% Game: 1-12 8.3%
FT % 1st Half: 2-4 50.0% 2nd half: 7-7 100.0 Game: 9-11 81.8%
Deadball Rebounds 0,1

Officials: Les Jones, John M. Higgins, Mark B. Whitehead
Technical fouls: Kentucky-None. UConn-None.
Attendance: 75421
2011 NCAA Championship National Semifinal

| Score by periods | 1st | 2nd | Total |
|---|---|---|---|
| Kentucky | 21 | 34 | 55 |
| UConn | 31 | 25 | 56 |

| Points | In Paint | Off T/O | 2nd Chance | Fast Break | Bench |
|---|---|---|---|---|---|
| UK | 20 | 13 | 5 | 2 | 13 |
| UCONN | 34 | 6 | 11 | 6 | 10 |

Last FG - UK 2nd-00:00, UCONN 2nd-02:30.
Largest lead - UK by 3 1st-12:42, UCONN by 10 1st-09:28.
Score tied - 9 times.
Lead changed - 6 times.

When the options boil down to winning or heading home, nobody's better than Kemba and Connecticut.

Kemba Walker scored 18 points Saturday night to lift UConn to its 10th straight victory since finishing off a .500 BIG EAST regular season, a 56-55 win over cold-shooting Kentucky that moved the Huskies a victory away from their third, and most improbable, NCAA title.

Walker, a quick-handed junior from the Bronx, added seven assists and six rebounds to help the young UConn team (31-9) extend a winning streak that started with a five-wins-in-five-nights leg-drainer at the conference tournament and now includes five more at the tournament that really counts.

The third-seeded Huskies - the best seed left in a tournament that has been as unpredictable as any in history - will face No. 8 Butler, a 70-62 winner over 11th-seeded VCU in the first semifinal, on Monday at 9:23 p.m. ET on CBS.

But this win, which improved Calhoun to 5-1 in his four Final Four appearances, was not a work of art on either end.

Fourth-seeded Kentucky (29-9) shot 33.9 percent for the game and went 5:39 without a point late in the second half. UConn wasn't much better, but Walker, Alex Oriakhi and Shabazz Napier all made baskets to turn a 48-48 tie into a 54-48 lead with 2:29 left.

DeAndre Liggins made a 3-pointer for the Wildcats to cut the deficit to three, and Kentucky had its chances. But Brandon Knight, one of John Calipari's three sensational freshmen, barely drew iron on a 3-pointer. After Kentucky got the rebound, Liggins drew a foul but only hit one of two free throws.

Kentucky forced one more turnover and went for the win, but this time, it was Liggins whose 3-pointer was short.

Napier made two free throws to make it 56-52, then Knight ended the game with a 3-pointer at the buzzer - a meaningless make and a cruel close to what has otherwise been a remarkable season for Calipari and Co. - Kentucky's first trip to the Final Four since winning it all in 1998.

The Huskies have won by one, by two, by three, by five and more on this unexpected postseason run. Before that, Calhoun's roster full of freshmen lived down to expectations by going 9-9 in their conference. But the Huskies haven't lost since falling to Notre Dame to close the regular season on Feb. 5.

Next up: A meeting with Butler, the small school from Indianapolis that was last year's runner-up. But after this one, it was UConn sounding like the plucky underdog.

## UCONN'S NCAA TOURNAMENT HISTORY

# ALL-TIME NCAA TOURNAMENT BOX SCORES & RECAPS

2011 NCAA Tournament
Saturday, March 26, 2011, Honda Center, Anaheim, Calif.
#3 seed Connecticut 65, # 5 seed Arizona 63

**Official Basketball Box Score — Game Totals — Final Statistics**
**Arizona vs UConn**
**3-26-11 4:05 pm at Anaheim, CA**

**Arizona 63 • 30-8**

| ## | Player | | Total FG-FGA | 3-Ptr FG-FGA | FT-FTA | Rebounds Off | Def | Tot | PF | TP | A | TO | Blk | Stl | Min |
|---|---|---|---|---|---|---|---|---|---|---|---|---|---|---|---|
| 23 | Williams, Derrick | f | 5-13 | 1-6 | 9-12 | 1 | 4 | 5 | 3 | 20 | 1 | 3 | 0 | 0 | 26 |
| 33 | Perry, Jesse | f | 7-9 | 0-1 | 0-0 | 2 | 5 | 7 | 0 | 14 | 1 | 0 | 0 | 1 | 26 |
| 44 | Hill, Solomon | f | 1-6 | 0-1 | 0-0 | 6 | 4 | 10 | 3 | 2 | 4 | 2 | 0 | 0 | 28 |
| 12 | Jones, Lamont | g | 4-9 | 0-1 | 0-0 | 1 | 0 | 1 | 0 | 8 | 2 | 2 | 0 | 0 | 27 |
| 21 | Fogg, Kyle | g | 4-8 | 2-3 | 1-2 | 1 | 2 | 3 | 2 | 11 | 2 | 0 | 0 | 0 | 33 |
| 01 | Natyazhko, Kyryl | | 0-0 | 0-0 | 0-0 | 0 | 1 | 1 | 0 | 0 | 0 | 0 | 0 | 0 | 12 |
| 03 | Parrom, Kevin | | 1-4 | 0-1 | 0-0 | 4 | 2 | 6 | 0 | 2 | 0 | 0 | 1 | 1 | 15 |
| 20 | Mayes, Jordin | | 1-4 | 0-3 | 0-0 | 0 | 1 | 1 | 0 | 2 | 3 | 0 | 0 | 0 | 12 |
| 24 | Lavender, Brendon | | 0-1 | 0-1 | 0-0 | 0 | 0 | 0 | 2 | 0 | 1 | 0 | 0 | 1 | 7 |
| 42 | Horne, Jamelle | | 1-7 | 1-4 | 1-2 | 1 | 4 | 5 | 2 | 4 | 0 | 2 | 0 | 0 | 14 |
| | Team | | | | | 3 | 0 | 3 | | | | | | | |
| | Totals | | 24-61 | 4-21 | 11-16 | 19 | 23 | 42 | 12 | 63 | 14 | 9 | 1 | 3 | 200 |

FG % 1st Half: 11-37 29.7% 2nd half: 13-24 54.2% Game: 24-61 39.3%
3FG % 1st Half: 1-11 9.1% 2nd half: 3-10 30.0% Game: 4-21 19.0%
FT % 1st Half: 2-4 50.0% 2nd half: 9-12 75.0% Game: 11-16 68.8%
Deadball Rebounds: 3

**UConn 65 • 30-9**

| ## | Player | | Total FG-FGA | 3-Ptr FG-FGA | FT-FTA | Rebounds Off | Def | Tot | PF | TP | A | TO | Blk | Stl | Min |
|---|---|---|---|---|---|---|---|---|---|---|---|---|---|---|---|
| 10 | OLANDER, Tyler | f | 0-1 | 0-0 | 0-0 | 0 | 0 | 0 | 1 | 0 | 0 | 0 | 1 | 0 | 5 |
| 22 | SMITH, Roscoe | f | 1-5 | 0-2 | 2-2 | 1 | 4 | 5 | 3 | 4 | 0 | 1 | 0 | 0 | 29 |
| 34 | ORIAKHI, Alex | c | 3-4 | 0-0 | 1-2 | 4 | 2 | 6 | 4 | 7 | 0 | 1 | 1 | 0 | 20 |
| 03 | LAMB, Jeremy | g | 7-19 | 2-4 | 3-4 | 1 | 3 | 4 | 0 | 19 | 1 | 0 | 1 | 2 | 40 |
| 15 | WALKER, Kemba | g | 7-17 | 1-7 | 5-6 | 0 | 4 | 4 | 0 | 20 | 7 | 2 | 0 | 1 | 40 |
| 02 | BEVERLY, Donnell | | 1-1 | 0-0 | 0-0 | 1 | 0 | 1 | 0 | 2 | 0 | 0 | 0 | 0 | 4 |
| 04 | COOMBS-MCDANIEL, J | | 0-1 | 0-1 | 0-0 | 1 | 1 | 2 | 0 | 0 | 0 | 0 | 0 | 0 | 7 |
| 05 | GIFFEY, Niels | | 0-0 | 0-0 | 0-0 | 0 | 0 | 0 | 0 | 0 | 0 | 0 | 0 | 0 | 1 |
| 13 | NAPIER, Shabazz | | 3-6 | 2-3 | 2-2 | 1 | 3 | 4 | 3 | 10 | 2 | 0 | 1 | 2 | 30 |
| 35 | OKWANDU, Charles | | 1-2 | 0-0 | 1-2 | 1 | 1 | 2 | 4 | 3 | 0 | 1 | 2 | 0 | 24 |
| | Team | | | | | 1 | 2 | 3 | | | | | | | |
| | Totals | | 23-56 | 5-17 | 14-18 | 11 | 20 | 31 | 15 | 65 | 10 | 5 | 6 | 5 | 200 |

FG % 1st Half: 10-26 38.5% 2nd half: 13-30 43.3% Game: 23-56 41.1%
3FG % 1st Half: 3-10 30.0% 2nd half: 2-7 28.6% Game: 5-17 29.4%
FT % 1st Half: 9-12 75.0% 2nd half: 5-6 83.3% Game: 14-18 77.8%
Deadball Rebounds: 3

Officials: Doug Shows (R), Doug Sirmons, Antinio Petty
Technical fouls: Arizona-None. UConn-None.
Attendance: 17856
2011 Men's Basketball West Region Final

| Score by periods | 1st | 2nd | Total |
|---|---|---|---|
| Arizona | 25 | 38 | 63 |
| UConn | 32 | 33 | 65 |

Jim Calhoun could scarcely watch when the most improbable postseason run of his coaching life at Connecticut came down to an open 3-point attempt by Arizona's Jamelle Horne.

The shot clanged off the back rim. The clock hit zeros.

Nine victories in just 19 days. Calhoun has seen just about everything, but nothing like this - and now his Huskies will keep running all the way to Houston.

Kemba Walker scored 20 points, freshman Jeremy Lamb added 19 and UConn earned its second Final Four berth in three years, beating Arizona 65-63 Saturday to win the West regional.

After missing the NCAA tournament entirely last year, Calhoun's tireless team is headed to the Huskies' fourth Final Four, punctuated by an ebullient on-court celebration in a building packed with Arizona fans.

UConn simply hasn't lost since a .500 Big East regular season, winning five games in five days at the conference tournament before this NCAA run. Walker claims he isn't surprised by this sprint through the postseason, while Lamb has nothing to compare it to, leaving Calhoun alone in his grateful disbelief.

UConn also made the Final Four in 1999, 2004 and 2009 - all three times out of the West. The Huskies will next face East regional champion and fourth-seeded Kentucky on Saturday on CBS at approximately 8:49 p.m. ET.

Derrick Williams and Horne missed go-ahead 3-pointers in the final seconds for Arizona, allowing the third-seeded Huskies (30-9) to hang on after Lamb scored six key points down the stretch when Walker encouraged the Huskies to run plays for the fearless freshman.

The Huskies led 50-41 until the Wildcats made a 12-2 run that included two rim-ripping dunks by Williams and the go-ahead slam by Perry with 7:17 left. With Honda Center rocking in Arizona red, Lamb smoothly put the Huskies ahead before following Alex Oriakhi's putback layup with a steal and a dunk with 3:08 left for a seven-point lead.

UConn just keeps rolling in what has shaped up as a magnificent season after last year's disappointing NIT trip. The Huskies roared through the league tournament with an unprecedented display of endurance at Madison Square Garden.

2011 NCAA Tournament
Thursday, March 24, 2011, Honda Center, Anaheim, Calif.
#3 seed Connecticut 74, # 2 seed San Diego State 67

**Official Basketball Box Score — Game Totals — Final Statistics**
**UConn vs San Diego State**
**3-24-11 4:15 pm at Anaheim, CA**

**UConn 74 • 29-9**

| ## | Player | | Total FG-FGA | 3-Ptr FG-FGA | FT-FTA | Rebounds Off | Def | Tot | PF | TP | A | TO | Blk | Stl | Min |
|---|---|---|---|---|---|---|---|---|---|---|---|---|---|---|---|
| 10 | OLANDER, Tyler | f | 1-2 | 0-0 | 0-0 | 0 | 1 | 1 | 0 | 2 | 0 | 0 | 0 | 0 | 5 |
| 22 | SMITH, Roscoe | f | 2-4 | 1-2 | 0-0 | 1 | 7 | 8 | 3 | 5 | 1 | 1 | 2 | 1 | 32 |
| 34 | ORIAKHI, Alex | c | 2-7 | 0-0 | 1-2 | 4 | 5 | 9 | 3 | 5 | 2 | 2 | 1 | 0 | 35 |
| 03 | LAMB, Jeremy | g | 9-11 | 3-3 | 3-4 | 0 | 2 | 2 | 3 | 24 | 1 | 1 | 0 | 1 | 30 |
| 15 | WALKER, Kemba | g | 12-25 | 4-8 | 8-10 | 0 | 3 | 3 | 1 | 36 | 3 | 4 | 0 | 2 | 40 |
| 02 | BEVERLY, Donnell | | 0-0 | 0-0 | 0-0 | 0 | 0 | 0 | 2 | 0 | 0 | 0 | 0 | 0 | 3 |
| 04 | COOMBS-MCDANIEL, J | | 0-3 | 0-1 | 0-0 | 0 | 4 | 4 | 1 | 0 | 0 | 0 | 0 | 0 | 24 |
| 05 | GIFFEY, Niels | | 0-0 | 0-0 | 0-0 | 0 | 0 | 0 | 1 | 0 | 0 | 0 | 0 | 0 | 1 |
| 13 | NAPIER, Shabazz | | 1-5 | 0-2 | 0-0 | 0 | 3 | 3 | 2 | 2 | 6 | 1 | 0 | 1 | 21 |
| 35 | OKWANDU, Charles | | 0-0 | 0-0 | 0-0 | 0 | 0 | 0 | 0 | 0 | 0 | 0 | 0 | 0 | 9 |
| | Team | | | | | 4 | 1 | 5 | | | | | | | |
| | Totals | | 27-57 | 8-16 | 12-16 | 9 | 26 | 35 | 16 | 74 | 13 | 9 | 3 | 5 | 200 |

FG % 1st Half: 13-29 44.8% 2nd half: 14-28 50.0% Game: 27-57 47.4%
3FG % 1st Half: 5-10 50.0% 2nd half: 3-6 50.0% Game: 8-16 50.0%
FT % 1st Half: 5-8 62.5% 2nd half: 7-8 87.5% Game: 12-16 75.0%
Deadball Rebounds: 3

**San Diego State 67 • 34-3**

| ## | Player | | Total FG-FGA | 3-Ptr FG-FGA | FT-FTA | Rebounds Off | Def | Tot | PF | TP | A | TO | Blk | Stl | Min |
|---|---|---|---|---|---|---|---|---|---|---|---|---|---|---|---|
| 04 | THOMAS, Malcolm | f | 6-11 | 0-0 | 1-4 | 2 | 6 | 8 | 2 | 13 | 3 | 0 | 0 | 0 | 33 |
| 15 | LEONARD, Kawhi | f | 5-12 | 1-4 | 1-2 | 1 | 8 | 9 | 4 | 12 | 4 | 2 | 0 | 0 | 29 |
| 32 | WHITE, Billy | f | 6-8 | 0-0 | 2-4 | 3 | 1 | 4 | 2 | 14 | 2 | 1 | 0 | 1 | 39 |
| 22 | TAPLEY, Chase | g | 2-10 | 1-7 | 0-0 | 1 | 2 | 3 | 3 | 5 | 2 | 2 | 1 | 0 | 32 |
| 23 | GAY, D.J. | g | 5-15 | 4-9 | 2-3 | 1 | 3 | 4 | 1 | 16 | 0 | 3 | 0 | 2 | 35 |
| 05 | CARWELL, Brian | | 1-3 | 0-0 | 0-0 | 1 | 0 | 1 | 0 | 2 | 0 | 0 | 0 | 0 | 7 |
| 10 | SHELTON, Tim | | 0-0 | 0-0 | 0-0 | 0 | 0 | 0 | 0 | 0 | 0 | 0 | 0 | 0 | 1 |
| 11 | RAHON, James | | 1-4 | 1-2 | 0-0 | 1 | 0 | 1 | 0 | 3 | 2 | 0 | 0 | 0 | 18 |
| 21 | FRANKLIN, Jamaal | | 1-1 | 0-0 | 0-0 | 2 | 0 | 2 | 2 | 2 | 1 | 1 | 0 | 1 | 6 |
| | Team | | | | | 3 | 2 | 5 | | | | | | | |
| | Totals | | 27-64 | 7-22 | 6-13 | 15 | 22 | 37 | 14 | 67 | 14 | 9 | 1 | 4 | 200 |

FG % 1st Half: 12-31 38.7% 2nd half: 15-33 45.5% Game: 27-64 42.2%
3FG % 1st Half: 2-6 33.3% 2nd half: 5-16 31.3% Game: 7-22 31.8%
FT % 1st Half: 1-2 50.0% 2nd half: 5-11 45.5% Game: 6-13 46.2%
Deadball Rebounds: 3

Officials: Tom O'Neill (R), Steve Olson, Patrick Adams
Technical fouls: UConn-None. San Diego State-LEONARD, Kawhi; FRANKLIN, Jamaal.
Attendance:
2011 NCAA Men's Basketball West Regional Semifinal

| Score by periods | 1st | 2nd | Total |
|---|---|---|---|
| UConn | 36 | 38 | 74 |
| San Diego State | 27 | 40 | 67 |

When Kemba Walker led Connecticut back into a very hostile gym for the second half of its eighth game in 17 days, Jim Calhoun wondered whether this frenetic March run finally had drained the fight out of his team.

With resilience and brilliance to spare, these Huskies just keep thrilling their veteran coach - and their lead dog is turning into the biggest star of the NCAA tournament.

Walker scored 22 of his 36 points in the second half of yet another dynamic postseason performance, driving UConn through a tight second half Thursday night for a 74-67 victory over second-seeded San Diego State in the West regional semifinal.

Freshman Jeremy Lamb tied a season high with 24 points as the third-seeded Huskies (29-9) advanced to face fifth-seeded Arizona, 93-77 victors over top-seeded Duke, on Saturday at 7:05 p.m. ET on CBS.

After making a regional final for the 10th time by ending the best season in San Diego State history, UConn will go after its fourth trip to the Final Four - much to the pleasant surprise of a coach who thought he had seen everything.

Walker scored 12 consecutive points down the stretch in his duel with Aztecs point guard D.J. Gay. He hit four 3-pointers, led the Huskies in assists and even drew a momentum-killing technical foul out of Jamaal Franklin by falling to the court when the two bumped shoulders on the way to their benches with 9:19 to play.

Walker wasn't hurt, and he certainly wasn't tired.

UConn has been streaking ever since its regular season ended with four losses in five games. Walker, their fearless playmaker from the Bronx, drove them to the BIG EAST tournament title with five wins in five days.

The Huskies then knocked off Bucknell and Cincinnati in the first two NCAA rounds to earn a trip into the backyard of the Aztecs (34-3), who hadn't lost to anybody but BYU all year long.

## UCONN'S NCAA TOURNAMENT HISTORY

# ALL-TIME NCAA TOURNAMENT BOX SCORES & RECAPS

2011 NCAA Tournament
Saturday, March 19, 2011, Verizon Center, Washington, D.C.
#3 seed Connecticut 69, # 6 seed Cincinnati 58

**Cincinnati vs UConn**
**3-19-11 9:53 p.m. at Verizon Center, Washington D.C.**

**Cincinnati 58 • 26-9**

| | | | Total | 3-Ptr | | Rebounds | | | | | | | | | |
|---|---|---|---|---|---|---|---|---|---|---|---|---|---|---|---|
| ## | Player | | FG-FGA | FG-FGA | FT-FTA | Off | Def | Tot | PF | TP | A | TO | Blk | Stl | Min |
| 22 | BISHOP, Rashad | f | 8-13 | 4-7 | 2-2 | 0 | 1 | 1 | 1 | 22 | 0 | 2 | 1 | 1 | 31 |
| 34 | GATES, Yancy | f | 4-11 | 0-0 | 3-5 | 2 | 4 | 6 | 1 | 11 | 0 | 0 | 0 | 0 | 36 |
| 32 | THOMAS, Ibrahima | c | 3-4 | 0-0 | 0-0 | 0 | 3 | 3 | 5 | 6 | 0 | 0 | 0 | 0 | 14 |
| 01 | WRIGHT, Cashmere | g | 3-10 | 0-1 | 2-3 | 0 | 2 | 2 | 3 | 8 | 6 | 2 | 0 | 2 | 30 |
| 03 | DIXON, Dion | g | 1-2 | 0-1 | 3-3 | 0 | 0 | 0 | 0 | 5 | 2 | 1 | 0 | 0 | 27 |
| 02 | TYREE, Eddie | | 0-1 | 0-0 | 0-0 | 0 | 0 | 0 | 0 | 0 | 0 | 0 | 0 | 0 | 0+ |
| 05 | JACKSON, Justin | | 0-0 | 0-0 | 0-0 | 0 | 0 | 0 | 3 | 0 | 0 | 1 | 0 | 0 | 10 |
| 11 | DAVIS, Larry | | 0-3 | 0-1 | 0-0 | 0 | 1 | 1 | 0 | 0 | 0 | 0 | 0 | 0 | 8 |
| 15 | WILKS, Darnell | | 1-3 | 0-1 | 0-0 | 1 | 1 | 2 | 3 | 2 | 0 | 1 | 1 | 0 | 21 |
| 23 | KILPATRICK, Sean | | 1-4 | 0-2 | 0-1 | 2 | 3 | 5 | 3 | 2 | 4 | 0 | 0 | 2 | 19 |
| 30 | McCLAIN, Anthony | | 0-2 | 0-0 | 0-0 | 2 | 0 | 2 | 0 | 0 | 0 | 0 | 0 | 0 | 0+ |
| 44 | PARKER, JaQuon | | 1-2 | 0-1 | 0-0 | 0 | 0 | 0 | 0 | 2 | 0 | 0 | 0 | 0 | 4 |
| | Team | | | | | 2 | 1 | 3 | | | | 1 | | | |
| | Totals | | 22-55 | 4-14 | 10-14 | 9 | 16 | 25 | 19 | 58 | 12 | 8 | 2 | 5 | 200 |

FG % 1st Half: 11-27 40.7% 2nd half: 11-28 39.3% Game: 22-55 40.0%
3FG % 1st Half: 2-5 40.0% 2nd half: 2-9 22.2% Game: 4-14 28.6%
FT % 1st Half: 4-4 100.0 2nd half: 6-10 60.0% Game: 10-14 71.4%
Deadball Rebounds 2

**UConn 69 • 28-9**

| | | | Total | 3-Ptr | | Rebounds | | | | | | | | | |
|---|---|---|---|---|---|---|---|---|---|---|---|---|---|---|---|
| ## | Player | | FG-FGA | FG-FGA | FT-FTA | Off | Def | Tot | PF | TP | A | TO | Blk | Stl | Min |
| 10 | OLANDER, Tyler | f | 0-0 | 0-0 | 0-0 | 0 | 1 | 1 | 2 | 0 | 0 | 0 | 0 | 0 | 10 |
| 22 | SMITH, Roscoe | f | 1-2 | 0-1 | 0-0 | 0 | 1 | 1 | 2 | 2 | 0 | 1 | 1 | 0 | 15 |
| 34 | ORIAKHI, Alex | c | 0-6 | 0-0 | 4-6 | 3 | 8 | 11 | 4 | 4 | 0 | 0 | 0 | 0 | 31 |
| 03 | LAMB, Jeremy | g | 5-7 | 2-3 | 2-2 | 0 | 5 | 5 | 1 | 14 | 1 | 1 | 1 | 1 | 38 |
| 15 | WALKER, Kemba | g | 8-20 | 3-9 | 14-14 | 1 | 5 | 6 | 0 | 33 | 5 | 2 | 0 | 1 | 39 |
| 02 | BEVERLY, Donnell | | 0-0 | 0-0 | 0-0 | 0 | 0 | 0 | 0 | 0 | 0 | 0 | 0 | 0 | 3 |
| 04 | COOMBS-MCDANIEL, J | | 3-5 | 1-1 | 3-4 | 1 | 2 | 3 | 1 | 10 | 0 | 3 | 0 | 1 | 19 |
| 05 | GIFFEY, Niels | | 0-0 | 0-0 | 0-0 | 0 | 1 | 1 | 0 | 0 | 0 | 0 | 0 | 0 | 3 |
| 13 | NAPIER, Shabazz | | 1-3 | 0-2 | 1-2 | 3 | 2 | 5 | 1 | 3 | 4 | 0 | 1 | 0 | 29 |
| 35 | OKWANDU, Charles | | 1-1 | 0-0 | 1-2 | 1 | 0 | 1 | 2 | 3 | 0 | 1 | 0 | 0 | 13 |
| | Team | | | | | 0 | 1 | 1 | | | | 1 | | | |
| | Totals | | 19-44 | 6-16 | 25-30 | 9 | 26 | 35 | 13 | 69 | 10 | 9 | 3 | 3 | 200 |

FG % 1st Half: 10-22 45.5% 2nd half: 9-22 40.9% Game: 19-44 43.2%
3FG % 1st Half: 3-7 42.9% 2nd half: 3-9 33.3% Game: 6-16 37.5%
FT % 1st Half: 13-16 81.3% 2nd half: 12-14 85.7% Game: 25-30 83.3%
Deadball Rebounds 6

Officials: Mike Eades, Mike Reed, Chris Rastatter
Technical fouls: Cincinnati-None. UConn-None.
Attendance: 18684
Cincinnati #5 foul at 4:25 in 1st half was intentional

| Score by periods | 1st | 2nd | Total |
|---|---|---|---|
| Cincinnati | 28 | 30 | 58 |
| UConn | 36 | 33 | 69 |

The most improbable of Big East champions is flying the league's banner in the NCAA tournament, even as the contingent from the conference keeps shrinking.

The Big East finally landed a team in the round of 16 on Saturday night, but only by beating up on itself. Kemba Walker scored 33 points, including 16 over the final 10 minutes, as Connecticut knocked off conference foe Cincinnati 69-58.

Third-seeded UConn (28-9) advanced to play second-seeded San Diego State in the West regional in Anaheim, Calif., on Thursday, while sixth-seeded Cincinnati (26-9) became the seventh of the Big East's record 11 NCAA tournament teams to be eliminated. Another one will exit Sunday when Marquette plays Syracuse in the East regional.

UConn will join the Marquette-Syracuse winner and possibly Notre Dame (which plays Florida State on Sunday) as the conference's only teams to advance to the regional semifinals.

It only makes sense that the Huskies are one of the teams still alive, given their unprecedented five victories in five days to win the Big East tournament. Calhoun said his team still has the momentum from that busy week, and it made a difference late in the game against Cincinnati.

Walker, despite hurting his wrist in the first half and his thigh in the second half, was the difference down the stretch. The score was tied at 45 with 10 minutes to play before UConn ended the game with a 24-13 run. Among the highlights: Walker's steal and assist to set up Roscoe Smith's dunk that pushed the lead to eight with 1:35 to play.

Walker finished 8 for 20 from the field and 14 of 14 at the free throw line in his 10th 30-point game of the season.

Rashad Bishop scored 22 points to lead the Bearcats (26-9). The loss brought to a close a Cincinnati season in which the school completed a long road to return to the NCAAs six years after the messy departure of longtime coach Bob Huggins.

It was the first time in NCAA history two teams from the same conference have met this early in the tournament - a necessity because so many Big East teams made the field - and the familiar foes put on a competitive show, led by Walker and Bishop.

2011 NCAA Tournament
Thursday, March 17, 2011, Verizon Center, Washington, D.C.
#3 seed Connecticut 81, # 14 seed Bucknell 52

**Official Basketball Box Score — Game Totals — Final Statistics**
**Bucknell vs UConn**
**3-17-11 7:20 p.m. at Verizon Center, Washington, D.C.**

**Bucknell 52 • 25-9**

| | | | Total | 3-Ptr | | Rebounds | | | | | | | | | |
|---|---|---|---|---|---|---|---|---|---|---|---|---|---|---|---|
| ## | Player | | FG-FGA | FG-FGA | FT-FTA | Off | Def | Tot | PF | TP | A | TO | Blk | Stl | Min |
| 14 | Willman, Joe | f | 0-4 | 0-0 | 0-0 | 1 | 1 | 2 | 1 | 0 | 0 | 0 | 0 | 1 | 13 |
| 31 | Muscala, Mike | c | 5-12 | 0-1 | 4-4 | 0 | 4 | 4 | 3 | 14 | 0 | 2 | 0 | 1 | 32 |
| 12 | Johnson, Bryson | g | 3-9 | 3-8 | 2-2 | 0 | 1 | 1 | 0 | 11 | 2 | 0 | 0 | 1 | 34 |
| 13 | Shazier, Darryl | g | 1-4 | 1-4 | 3-3 | 0 | 4 | 4 | 1 | 6 | 0 | 1 | 0 | 0 | 32 |
| 22 | Cohen, Bryan | g | 1-6 | 1-2 | 3-4 | 0 | 3 | 3 | 2 | 6 | 2 | 0 | 0 | 0 | 22 |
| 01 | Leo, Probese | | 0-0 | 0-0 | 0-0 | 0 | 0 | 0 | 0 | 0 | 0 | 0 | 0 | 0 | 1 |
| 05 | Klebon, Colin | | 1-1 | 0-0 | 0-0 | 0 | 1 | 1 | 0 | 2 | 0 | 0 | 0 | 0 | 2 |
| 15 | Tyree, Stephen | | 0-0 | 0-0 | 1-2 | 0 | 2 | 2 | 2 | 1 | 0 | 1 | 0 | 0 | 4 |
| 21 | Boon, G.W. | | 2-6 | 1-4 | 0-0 | 0 | 1 | 1 | 1 | 5 | 0 | 0 | 1 | 0 | 23 |
| 24 | Hill, Ryan | | 0-0 | 0-0 | 0-0 | 0 | 1 | 1 | 0 | 0 | 0 | 1 | 0 | 0 | 3 |
| 32 | Andoh, Enoch | | 1-2 | 0-0 | 0-0 | 0 | 1 | 1 | 0 | 2 | 0 | 0 | 0 | 0 | 10 |
| 33 | Brackney, Ben | | 0-0 | 0-0 | 0-0 | 0 | 0 | 0 | 0 | 0 | 0 | 0 | 0 | 0 | 2 |
| 42 | Ayers, Cameron | | 2-7 | 1-2 | 0-0 | 0 | 1 | 1 | 0 | 5 | 2 | 0 | 0 | 0 | 22 |
| | Team | | | | | 0 | 2 | 2 | | | | | | | |
| | Totals | | 16-51 | 7-21 | 13-15 | 1 | 22 | 23 | 10 | 52 | 6 | 5 | 1 | 3 | 200 |

FG % 1st Half: 8-25 32.0% 2nd half: 8-26 30.8% Game: 16-51 31.4%
3FG % 1st Half: 4-8 50.0% 2nd half: 3-13 23.1% Game: 7-21 33.3%
FT % 1st Half: 2-2 100.0 2nd half: 11-13 84.6% Game: 13-15 86.7%
Deadball Rebounds 0

**UConn 81 • 27-9**

| | | | Total | 3-Ptr | | Rebounds | | | | | | | | | |
|---|---|---|---|---|---|---|---|---|---|---|---|---|---|---|---|
| ## | Player | | FG-FGA | FG-FGA | FT-FTA | Off | Def | Tot | PF | TP | A | TO | Blk | Stl | Min |
| 10 | OLANDER, Tyler | f | 2-4 | 0-0 | 0-0 | 0 | 2 | 2 | 2 | 4 | 0 | 0 | 0 | 0 | 18 |
| 22 | SMITH, Roscoe | f | 7-13 | 2-5 | 1-1 | 1 | 6 | 7 | 0 | 17 | 1 | 0 | 2 | 0 | 27 |
| 34 | ORIAKHI, Alex | c | 4-9 | 0-0 | 1-2 | 5 | 7 | 12 | 3 | 9 | 1 | 0 | 2 | 0 | 19 |
| 03 | LAMB, Jeremy | g | 6-9 | 4-5 | 0-0 | 1 | 1 | 2 | 0 | 16 | 1 | 0 | 0 | 0 | 32 |
| 15 | WALKER, Kemba | g | 5-11 | 2-5 | 6-6 | 1 | 7 | 8 | 2 | 18 | 12 | 2 | 0 | 2 | 35 |
| 01 | WOLF, Enosch | | 0-0 | 0-0 | 0-0 | 0 | 0 | 0 | 0 | 0 | 0 | 0 | 0 | 0 | 2 |
| 02 | BEVERLY, Donnell | | 0-1 | 0-1 | 0-0 | 0 | 0 | 0 | 0 | 0 | 0 | 0 | 0 | 1 | 3 |
| 04 | COOMBS-MCDANIEL, J | | 0-4 | 0-4 | 0-0 | 0 | 3 | 3 | 1 | 0 | 1 | 0 | 0 | 1 | 12 |
| 05 | GIFFEY, Niels | | 1-1 | 0-0 | 0-0 | 3 | 2 | 5 | 0 | 2 | 1 | 1 | 0 | 0 | 11 |
| 13 | NAPIER, Shabazz | | 3-8 | 1-4 | 0-0 | 0 | 1 | 1 | 3 | 7 | 2 | 2 | 0 | 1 | 21 |
| 21 | BAILEY, Kyle | | 0-0 | 0-0 | 0-0 | 0 | 0 | 0 | 0 | 0 | 0 | 0 | 0 | 0 | 1 |
| 23 | STEWART, Benjamin | | 1-2 | 0-0 | 0-0 | 1 | 0 | 1 | 0 | 2 | 0 | 0 | 0 | 0 | 1 |
| 35 | OKWANDU, Charles | | 3-4 | 0-0 | 0-0 | 0 | 2 | 2 | 2 | 6 | 1 | 1 | 2 | 0 | 18 |
| | Team | | | | | 1 | 5 | 6 | | | | | | | |
| | Totals | | 32-66 | 9-24 | 8-9 | 13 | 36 | 49 | 13 | 81 | 20 | 6 | 6 | 5 | 200 |

FG % 1st Half: 15-29 51.7% 2nd half: 17-37 45.9% Game: 32-66 48.5%
3FG % 1st Half: 5-14 35.7% 2nd half: 4-10 40.0% Game: 9-24 37.5%
FT % 1st Half: 4-5 80.0% 2nd half: 4-4 100.0 Game: 8-9 88.9%
Deadball Rebounds 0

Officials: Mike Reed, Tim Clougherty, Jeff Clark
Technical fouls: Bucknell-None. UConn-None.
Attendance:
NCAA Tournament 2nd Round

After carrying Connecticut to the Big East title, Kemba Walker decided to get his teammates involved in the Huskies' NCAA tournament opener against Bucknell.

It was a move that earned him a place in the school record book.

Walker had a career-high 12 assists, scored 18 points and grabbed eight rebounds to lead No. 3 seed Connecticut to an 81-52 victory Thursday night.

Roscoe Smith scored 17 and Jeremy Lamb added 16 for the Huskies (27-9), who showed no signs of fatigue after winning five games in five days last week to claim the Big East title. Connecticut led by 17 points at halftime and upped the margin to 32 with just over 15 minutes left.

The Huskies will face the winner of Thursday night's West regional game between Cincinnati and Missouri.

The Bison (25-9) did everything they could to prevent Walker from beating them with his sweet jumper and knifing moves to the basket. They often double-teamed the 6-foot-1 junior guard, leaving him no choice but to pass the ball.

Walker did just that, with unprecedented success: His 12 assists were a UConn record for an NCAA tournament game.

Walker got the school record for assists on a fast break, leading the pack before dropping a pass back to Oriakhi, who capped the play with a dunk.

Mike Muscala scored 14 for 14th-seeded Bucknell. The Patriot League champions came in with a 10-game winning streak and on a 19-1 roll, but proved no match for Connecticut's quickness, size and athleticism.

Bucknell was outrebounded 49-23 and got only one offensive rebound.

Walker's first points came at the foul line with 10:42 left in the first half, part of a 13-5 spurt that put Connecticut up 27-17. After Johnson connected from long range for Bucknell, Walker and Smith hit short jump shots, Lamb drilled a 3-pointer and Walker scored off a steal for a 36-20 lead.

In the second half, the Huskies peeled off 15 straight points to make it 57-25 with 15:05 to go.

Two rebounds short of a triple-double, Walker left the game with 3:47 remaining to a standing ovation from Huskies fans in the section behind the Connecticut bench.

# ALL-TIME NCAA TOURNAMENT BOX SCORES & RECAPS

2009 NCAA Final Four
Saturday, April 4, 2009, Ford Field, Detroit, Mich.
#2 seed Michigan St. 82, #1 seed Connecticut 73

VISITORS: Michigan State 31-6

| ## | Player Name | | TOT-FG FG-FGA | 3-PT FG-FGA | FT-FTA | REBOUNDS OF | DE | TOT | PF | TP | A | TO | BLK | S | MIN |
|---|---|---|---|---|---|---|---|---|---|---|---|---|---|---|---|
| 02 | MORGAN, Raymar..... | f | 7-13 | 0-0 | 4-6 | 3 | 6 | 9 | 3 | 18 | 1 | 0 | 0 | 5 | 30 |
| 10 | ROE, Delvon..... | f | 2-4 | 0-0 | 0-0 | 4 | 4 | 8 | 2 | 4 | 0 | 0 | 2 | 0 | 21 |
| 14 | SUTON, Goran..... | c | 2-5 | 0-1 | 0-0 | 2 | 5 | 7 | 4 | 4 | 2 | 3 | 1 | 2 | 28 |
| 01 | LUCAS, Kalin..... | g | 7-15 | 3-6 | 4-6 | 0 | 2 | 2 | 1 | 21 | 5 | 3 | 0 | 0 | 33 |
| 05 | WALTON, Travis..... | g | 1-6 | 0-0 | 0-0 | 0 | 0 | 0 | 3 | 2 | 8 | 0 | 0 | 2 | 23 |
| 00 | IBOK, Idong..... | | 0-0 | 0-0 | 0-0 | 1 | 1 | 2 | 3 | 0 | 0 | 1 | 0 | 0 | 6 |
| 03 | ALLEN, Chris..... | | 1-6 | 0-2 | 0-0 | 1 | 1 | 2 | 1 | 2 | 0 | 1 | 0 | 0 | 9 |
| 15 | SUMMERS, Durrell.... | | 4-9 | 1-5 | 1-1 | 3 | 3 | 6 | 2 | 10 | 1 | 1 | 0 | 1 | 23 |
| 23 | GREEN, Draymond..... | | 3-4 | 0-0 | 2-4 | 1 | 1 | 2 | 5 | 8 | 1 | 1 | 0 | 1 | 12 |
| 34 | LUCIOUS, Korie..... | | 3-8 | 2-5 | 3-3 | 0 | 0 | 0 | 0 | 11 | 0 | 0 | 0 | 0 | 9 |
| 41 | GRAY, Marquise..... | | 1-2 | 0-0 | 0-0 | 1 | 1 | 2 | 1 | 2 | 0 | 1 | 0 | 0 | 6 |
| | TEAM..... | | | | | 2 | | 2 | | | | | | | |
| | Totals..... | | 31-72 | 6-19 | 14-20 | 18 | 24 | 42 | 25 | 82 | 18 | 11 | 3 | 11 | 200 |

TOTAL FG% 1st Half: 15-38 39.5% 2nd Half: 16-34 47.1% Game: 43.1% DEADB
3-Pt. FG% 1st Half: 4-14 28.6% 2nd Half: 2-5 40.0% Game: 31.6% REBS
F Throw % 1st Half: 4-5 80.0% 2nd Half: 10-15 66.7% Game: 70.0% 3

HOME TEAM: Connecticut 31-5

| ## | Player Name | | TOT-FG FG-FGA | 3-PT FG-FGA | FT-FTA | REBOUNDS OF | DE | TOT | PF | TP | A | TO | BLK | S | MIN |
|---|---|---|---|---|---|---|---|---|---|---|---|---|---|---|---|
| 04 | ADRIEN, Jeff..... | f | 5-10 | 0-0 | 3-7 | 3 | 4 | 7 | 2 | 13 | 1 | 2 | 2 | 0 | 32 |
| 21 | ROBINSON, Stanley... | f | 5-6 | 1-1 | 4-4 | 3 | 10 | 13 | 3 | 15 | 0 | 5 | 2 | 0 | 31 |
| 34 | THABEET, Hasheem.... | c | 6-13 | 0-0 | 5-7 | 3 | 3 | 6 | 3 | 17 | 1 | 1 | 2 | 1 | 36 |
| 12 | PRICE, A.J..... | g | 5-20 | 1-3 | 4-4 | 1 | 5 | 6 | 3 | 15 | 1 | 2 | 0 | 2 | 32 |
| 24 | AUSTRIE, Craig..... | g | 2-4 | 0-2 | 2-2 | 2 | 1 | 3 | 2 | 6 | 2 | 1 | 0 | 0 | 37 |
| 02 | BEVERLY, Donnell.... | | 0-0 | 0-0 | 0-0 | 0 | 0 | 0 | 0 | 0 | 0 | 0 | 0 | 0 | 2 |
| 15 | WALKER, Kemba..... | | 1-5 | 0-0 | 3-9 | 1 | 1 | 2 | 4 | 5 | 2 | 4 | 0 | 1 | 20 |
| 33 | EDWARDS, Gavin..... | | 1-1 | 0-0 | 0-0 | 2 | 2 | 4 | 1 | 2 | 1 | 1 | 1 | 1 | 10 |
| | TEAM..... | | | | | 1 | | 1 | | | | | | | |
| | Totals..... | | 25-59 | 2-6 | 21-33 | 16 | 26 | 42 | 18 | 73 | 8 | 16 | 7 | 5 | 200 |

TOTAL FG% 1st Half: 13-25 52.0% 2nd Half: 12-34 35.3% Game: 42.4% DEADB
3-Pt. FG% 1st Half: 2-3 66.7% 2nd Half: 0-3 0.0% Game: 33.3% REBS
F Throw % 1st Half: 8-13 61.5% 2nd Half: 13-20 65.0% Game: 63.6% 6

Officials: John Cahill, Leslie Jones, Michael Stuart
Technical fouls: Michigan State-None. Connecticut-None.
Attendance: 72456

| Score by Periods | 1st | 2nd | Total |
|---|---|---|---|
| Michigan State..... | 38 | 44 | 82 |
| Connecticut..... | 36 | 37 | 73 |

Points in the paint-MSU 34,UCONN 42. Points off turnovers-MSU 21,UCONN 19.
2nd chance points-MSU 13,UCONN 14. Fast break points-MSU 22,UCONN 10.
Bench points-MSU 33,UCONN 7. Score tied-9 times. Lead changed-6 times.
Last FG-MSU 2nd-01:00, UCONN 2nd-00:29.
Largest lead-MSU by 11 2nd-03:18, UCONN by 5 1st-10:55.

Raymar Morgan broke out of his late-season slump with 18 points, Kalin Lucas added 21 and the smaller Spartans ran roughshod over Hasheem Thabeet and Connecticut in an 82-73 upset in the Final Four on Saturday night. The Spartans will play the winner of Villanova-North Carolina for the NCAA title Monday night, a much-needed boost for a city and state hit harder than most by the economic crisis.

Flashbulbs were popping as the final seconds ticked down. After shaking hands with the UConn players, the Spartans went to center court and saluted the crowd of 72,456, the largest-ever for a Final Four, about two-thirds of which were wearing green. Lucas bearhugged coach Tom Izzo.

The loss snapped Calhoun and Connecticut's perfect run in the Final Four. They'd made it twice before--1999 and 2004--and went on to win the title each time.

The UConn players walked slowly off the court, looking shell-shocked that their season had ended.

This was expected to be a battle of big men. UConn's Thabeet had been a one-man swat team, averaging a double-double and winning defensive player of the year in the burly Big East for a second straight year. Michigan State's Goran Suton led the equally gritty Big Ten in rebounding and had averaged a double-double in the NCAA tournament.

But the matchup never developed, with neither a factor. Izzo had said all week the Spartans planned to make the game a sprint to keep Thabeet out of his comfort zone. The 7-foot-3 junior certainly couldn't keep up. He looked gassed from the opening tipoff, leaning over, tugging on his shorts and gasping for air not even six minutes into the game.

He finished with 17 points and six rebounds. Suton, who had the main job of corraling Thabeet, didn't score his first field goal until early in the second half and finished with four points and seven boards.

Stanley Robinson and A.J. Price had 15 each for Connecticut, and Robinson added 13 rebounds.

For all that's been made of Connecticut's defense, Michigan State is just as stingy, and it made for a physical first half.

UConn did manage to get within 3 with a minute to go, but the outcome was never really in doubt and Summers converted a 3-point play to put the game out of reach.

2009 NCAA Championship West Region Championship
Saturday, March 28, 2009, University of Phoenix Stadium, Glendale, Ariz.
#1 seed Connecticut 82, #3 seed Missouri 75

VISITORS: Missouri 31-7

| ## | Player Name | | TOT-FG FG-FGA | 3-PT FG-FGA | FT-FTA | REBOUNDS OF | DE | TOT | PF | TP | A | TO | BLK | S | MIN |
|---|---|---|---|---|---|---|---|---|---|---|---|---|---|---|---|
| 01 | CARROLL, DeMarre.... | f | 6-14 | 0-3 | 0-0 | 1 | 3 | 4 | 4 | 12 | 0 | 0 | 0 | 0 | 24 |
| 05 | LYONS, Leo..... | f | 5-11 | 0-1 | 3-4 | 0 | 2 | 2 | 4 | 13 | 4 | 3 | 0 | 2 | 25 |
| 04 | TILLER, J.T..... | g | 3-4 | 0-0 | 2-4 | 1 | 4 | 5 | 5 | 8 | 5 | 0 | 0 | 2 | 26 |
| 11 | TAYLOR, Zaire..... | g | 3-13 | 1-4 | 1-2 | 1 | 1 | 2 | 2 | 8 | 4 | 0 | 0 | 2 | 36 |
| 33 | LAWRENCE, Matt..... | g | 5-12 | 3-7 | 0-0 | 1 | 2 | 3 | 1 | 13 | 2 | 1 | 0 | 1 | 27 |
| 03 | PAUL, Miguel..... | | 1-2 | 0-0 | 0-0 | 0 | 0 | 0 | 0 | 2 | 1 | 0 | 0 | 0 | 5 |
| 12 | DENMON, Marcus..... | | 1-3 | 0-1 | 0-0 | 1 | 1 | 2 | 2 | 2 | 2 | 0 | 0 | 0 | 14 |
| 13 | ANDERSON, Michael... | | 0-0 | 0-0 | 0-0 | 0 | 0 | 0 | 1 | 0 | 0 | 0 | 0 | 0 | 1 |
| 15 | RAMSEY, Keith..... | | 4-5 | 0-0 | 0-1 | 1 | 2 | 3 | 3 | 8 | 3 | 1 | 1 | 2 | 17 |
| 21 | BOWERS, Laurence.... | | 0-0 | 0-0 | 0-0 | 0 | 0 | 0 | 0 | 0 | 0 | 0 | 0 | 1 | 2 |
| 23 | SAFFORD, Justin..... | | 4-8 | 1-2 | 0-1 | 2 | 1 | 3 | 1 | 9 | 0 | 0 | 0 | 0 | 15 |
| 24 | ENGLISH, Kim..... | | 0-4 | 0-0 | 0-0 | 1 | 1 | 2 | 1 | 0 | 0 | 1 | 0 | 0 | 8 |
| | TEAM..... | | | | | 3 | 3 | 6 | | | | | | | |
| | Totals..... | | 32-76 | 5-18 | 6-12 | 12 | 20 | 32 | 24 | 75 | 21 | 6 | 1 | 10 | 200 |

TOTAL FG% 1st Half: 16-36 44.4% 2nd Half: 16-40 40.0% Game: 42.1% DEADB
3-Pt. FG% 1st Half: 3-8 37.5% 2nd Half: 2-10 20.0% Game: 27.8% REBS
F Throw % 1st Half: 3-5 60.0% 2nd Half: 3-7 42.9% Game: 50.0% 2

HOME TEAM: CONNECTICUT 31-4

| ## | Player Name | | TOT-FG FG-FGA | 3-PT FG-FGA | FT-FTA | REBOUNDS OF | DE | TOT | PF | TP | A | TO | BLK | S | MIN |
|---|---|---|---|---|---|---|---|---|---|---|---|---|---|---|---|
| 04 | ADRIEN, Jeff..... | f | 5-8 | 0-0 | 2-2 | 1 | 9 | 10 | 2 | 12 | 4 | 4 | 3 | 2 | 39 |
| 21 | ROBINSON, Stanley... | f | 4-7 | 0-1 | 5-6 | 2 | 4 | 6 | 2 | 13 | 0 | 1 | 4 | 0 | 34 |
| 34 | THABEET, Hasheem.... | c | 2-4 | 0-0 | 1-3 | 6 | 7 | 13 | 3 | 5 | 2 | 2 | 0 | 0 | 26 |
| 12 | PRICE, A.J..... | g | 6-17 | 1-6 | 5-7 | 0 | 3 | 3 | 1 | 18 | 3 | 4 | 0 | 0 | 34 |
| 24 | AUSTRIE, Craig..... | g | 1-4 | 1-4 | 4-4 | 0 | 1 | 1 | 2 | 7 | 1 | 3 | 0 | 1 | 27 |
| 02 | BEVERLY, Donnell.... | | 1-1 | 0-0 | 0-0 | 0 | 0 | 0 | 1 | 2 | 0 | 0 | 0 | 0 | 2 |
| 15 | WALKER, Kemba..... | | 7-9 | 0-1 | 9-10 | 0 | 5 | 5 | 1 | 23 | 5 | 2 | 0 | 0 | 25 |
| 33 | EDWARDS, Gavin..... | | 1-3 | 0-0 | 0-0 | 0 | 7 | 7 | 1 | 2 | 0 | 1 | 1 | 0 | 13 |
| | TEAM..... | | | | | 2 | | 2 | | | | | | | |
| | Totals..... | | 27-53 | 2-12 | 26-32 | 11 | 36 | 47 | 13 | 82 | 15 | 17 | 8 | 3 | 200 |

TOTAL FG% 1st Half: 19-27 70.4% 2nd Half: 8-26 30.8% Game: 50.9% DEADB
3-Pt. FG% 1st Half: 1-4 25.0% 2nd Half: 1-8 12.5% Game: 16.7% REBS
F Throw % 1st Half: 5-6 83.3% 2nd Half: 21-26 80.8% Game: 81.3% 1

Officials: John Cahill, Les Jones, Mike Littlewood
Technical fouls: Missouri-None. CONNECTICUT-None.
Attendance: 18886

| Score by Periods | 1st | 2nd | Total |
|---|---|---|---|
| Missouri..... | 38 | 37 | 75 |
| CONNECTICUT..... | 44 | 38 | 82 |

Points in the paint-MIZZ 36,UCONN 32. Points off turnovers-MIZZ 13,UCONN 7.
2nd chance points-MIZZ 9,UCONN 9. Fast break points-MIZZ 2,UCONN 2.
Bench points-MIZZ 21,UCONN 27. Score tied-3 times. Lead changed-2 times.
Last FG-MIZZ 2nd-00:09, UCONN 2nd-01:35.
Largest lead-MIZZ by 1 2nd-13:36, UCONN by 11 1st-16:57.

Connecticut is making another trip from the desert to the Final Four.

The wait goes on for Missouri.

Freshman Kemba Walker scored 23 points as the top-seeded Huskies held off Missouri 82-75 on Saturday to earn a trip to Detroit and extend the Big East's dominance of the NCAA tournament.

The Huskies blew an early 11-point lead but survived against the frenetic third-seeded Tigers, who were denied their first Final Four berth.

UConn clinched the victory by going 10-for-10 from the line in the final 1:02. The Huskies are still in the hunt for their third national title - the first two went through regionals in Phoenix in 1999 and 2004.

When it ended, UConn coach Jim Calhoun made an exaggerated fist pump and the Huskies mobbed each other at center court.

"It's an amazing feeling," said A.J. Price, who added 18 points for the Huskies (31-4). "It was a total team effort."

Leo Lyons and Matt Lawrence each had 13 points for Missouri (31-7), which overcame an early 13-2 deficit but couldn't match the muscular Huskies on the boards. UConn outrebounded Mizzou 47-32.

Down 67-59 with 4:15 to play, the Tigers edged within 68-65 on Justin Stafford's tip-in with 2:42 to go.

Walker answered with an off-balance bank shot, and then Price hit a jumper from the lane to push the Huskies' lead to 72-67. The Tigers never recovered.

The first meeting between the schools featured a clash of styles. The Tigers, who had scored 102 points on Memphis on Thursday night, wanted to run. The Huskies tried to force a halfcourt game and take advantage of their superior size and strength.

Early on, it was all UConn. The Huskies easily broke Missouri's pressure defense and built a 13-2 lead before Mizzou coach Mike Anderson called timeout three minutes into the game.

The Tigers regrouped, and on the next possession they drew the first foul on 7-foot-3 center Hasheem Thabeet, who went to the bench. Thabeet returned six minutes later but soon returned to the bench with his second foul.

It was clear the Tigers weren't going to go away.

A bucket off a nifty spin move by Price at the buzzer gave UConn a 44-38 halftime lead.

But Missouri kept coming. Keith Ramsey's layup off a dish from J.T. Tiller gave Missouri its first lead, 50-49, with 13:30 to play. That capped a 9-0 Tigers run.

Sensing the upset, the University of Phoenix Stadium crowd of 18,886 began to roar.

But the Huskies, toughened by a winter in the rugged Big East, began to reassert themselves inside. They went on a 6-0 run to take a 67-59 lead with 4:15 to play and never trailed again.

# ALL-TIME NCAA TOURNAMENT BOX SCORES & RECAPS

2009 NCAA Championship West Region Semifinal
Thursday, March 26, 2009, University of Phoenix Stadium, Glendale, Ariz.
#1 seed Connecticut 72, #5 seed Purdue 60

VISITORS: Purdue 27-10

| ## | Player Name | | TOT-FG FG-FGA | 3-PT FG-FGA | FT-FTA | REBOUNDS OF | DE | TOT | PF | TP | A | TO | BLK | S | MIN |
|---|---|---|---|---|---|---|---|---|---|---|---|---|---|---|---|
| 04 | Hummel, Robbie..... | f | 7-17 | 3-10 | 0-0 | 1 | 4 | 5 | 5 | 17 | 1 | 0 | 0 | 3 | 35 |
| 25 | Johnson, JaJuan..... | c | 5-12 | 0-0 | 3-4 | 3 | 4 | 7 | 4 | 13 | 3 | 2 | 1 | 1 | 29 |
| 03 | Kramer, Chris..... | g | 2-4 | 0-1 | 1-3 | 0 | 1 | 1 | 4 | 5 | 3 | 0 | 0 | 2 | 27 |
| 23 | Jackson, Lewis..... | g | 3-5 | 0-0 | 2-4 | 0 | 5 | 5 | 4 | 8 | 2 | 4 | 0 | 0 | 25 |
| 33 | Moore, E'Twaun..... | g | 3-10 | 1-4 | 0-0 | 0 | 3 | 3 | 2 | 7 | 0 | 3 | 1 | 0 | 32 |
| 05 | Grant, Keaton..... | | 1-8 | 1-4 | 0-0 | 1 | 3 | 4 | 5 | 3 | 1 | 0 | 0 | 0 | 22 |
| 11 | Riddell, Bobby..... | | 1-1 | 1-1 | 0-0 | 0 | 0 | 0 | 0 | 3 | 0 | 0 | 0 | 0 | 1 |
| 20 | Green, Marcus..... | | 1-4 | 0-1 | 0-0 | 1 | 1 | 2 | 1 | 2 | 1 | 0 | 0 | 1 | 13 |
| 24 | Smith, Ryne..... | | 0-0 | 0-0 | 0-0 | 0 | 0 | 0 | 0 | 0 | 0 | 0 | 0 | 0 | 1 |
| 44 | Calasan, Nemanja.... | | 1-5 | 0-2 | 0-0 | 2 | 2 | 4 | 1 | 2 | 1 | 0 | 0 | 0 | 14 |
| 55 | Reid, Chris..... | | 0-0 | 0-0 | 0-0 | 0 | 0 | 0 | 0 | 0 | 0 | 0 | 0 | 0 | 1 |
| | TEAM..... | | | | | 1 | 1 | 2 | | | | | | | |
| | Totals..... | | 24-66 | 6-23 | 6-11 | 9 | 24 | 33 | 26 | 60 | 12 | 9 | 2 | 7 | 200 |

TOTAL FG% 1st Half: 10-30 33.3% 2nd Half: 14-36 38.9% Game: 36.4% DEADB
3-Pt. FG% 1st Half: 4-14 28.6% 2nd Half: 2-9 22.2% Game: 26.1% REBS
F Throw % 1st Half: 1-4 25.0% 2nd Half: 5-7 71.4% Game: 54.5% 4

HOME TEAM: CONNECTICUT 30-4

| ## | Player Name | | TOT-FG FG-FGA | 3-PT FG-FGA | FT-FTA | REBOUNDS OF | DE | TOT | PF | TP | A | TO | BLK | S | MIN |
|---|---|---|---|---|---|---|---|---|---|---|---|---|---|---|---|
| 04 | ADRIEN, Jeff..... | f | 3-13 | 0-0 | 2-4 | 3 | 3 | 6 | 2 | 8 | 2 | 3 | 1 | 0 | 28 |
| 21 | ROBINSON, Stanley... | f | 5-9 | 0-0 | 0-1 | 2 | 9 | 11 | 0 | 10 | 2 | 1 | 0 | 0 | 37 |
| 34 | THABEET, Hasheem.... | c | 6-7 | 0-0 | 3-6 | 4 | 11 | 15 | 1 | 15 | 0 | 4 | 4 | 1 | 36 |
| 12 | PRICE, A.J..... | g | 5-15 | 0-3 | 5-9 | 1 | 3 | 4 | 2 | 15 | 7 | 2 | 0 | 2 | 34 |
| 24 | AUSTRIE, Craig..... | g | 4-6 | 3-3 | 6-6 | 0 | 2 | 2 | 2 | 17 | 4 | 2 | 0 | 1 | 32 |
| 02 | BEVERLY, Donnell.... | | 0-1 | 0-1 | 0-0 | 0 | 0 | 0 | 0 | 0 | 0 | 0 | 0 | 0 | 2 |
| 15 | WALKER, Kemba..... | | 1-3 | 0-0 | 3-4 | 1 | 2 | 3 | 2 | 5 | 4 | 0 | 0 | 2 | 20 |
| 30 | HARALSON, Scottie... | | 0-1 | 0-1 | 0-0 | 0 | 0 | 0 | 0 | 0 | 0 | 0 | 0 | 0 | 1 |
| 33 | EDWARDS, Gavin..... | | 1-1 | 0-0 | 0-0 | 0 | 1 | 1 | 3 | 2 | 0 | 1 | 0 | 0 | 9 |
| 40 | VERONICK, Jim..... | | 0-0 | 0-0 | 0-0 | 0 | 0 | 0 | 0 | 0 | 0 | 0 | 1 | 0 | 1 |
| | TEAM..... | | | | | 3 | 3 | 6 | | | | | | | |
| | Totals..... | | 25-56 | 3-8 | 19-30 | 14 | 34 | 48 | 12 | 72 | 19 | 13 | 6 | 6 | 200 |

TOTAL FG% 1st Half: 13-33 39.4% 2nd Half: 12-23 52.2% Game: 44.6% DEADB
3-Pt. FG% 1st Half: 2-6 33.3% 2nd Half: 1-2 50.0% Game: 37.5% REBS
F Throw % 1st Half: 2-8 25.0% 2nd Half: 17-22 77.3% Game: 63.3% 4

Officials: Edward Corbett, Mike Kitts, Michael Reed
Attendance: 20101

| Score by Periods | 1st | 2nd | Total |
|---|---|---|---|
| Purdue..... | 25 | 35 | - 60 |
| CONNECTICUT..... | 30 | 42 | - 72 |

Points in the paint-PUR 26,UCONN 32. Points off turnovers-PUR 7,UCONN 10.
2nd chance points-PUR 12,UCONN 5. Fast break points-PUR 2,UCONN 12.
Bench points-PUR 10,UCONN 7. Score tied-0 times. Lead changed-0 times.
Last FG-PUR 2nd-00:20, UCONN 2nd-06:36.
Largest lead-PUR None, UCONN by 15 2nd-00:31.

Hasheem Thabeet, the Big East co-player of the year, scored 15 points, had 15 rebounds and blocked four shots, and top-seeded Connecticut overcame a sluggish first half to defeat Purdue 72-60 in the NCAA West Regional semifinals on Thursday.

"Hasheem just took the game over," UConn coach Jim Calhoun said. "Purdue, quite frankly, ran into one of the best players in America in Hasheem Thabeet. Beyond that, the game might have been different if we had just, quote, a regular center."

UConn jumped out to an early 11-point lead, then went cold and let the fifth-seeded Boilermakers (27-10) claw back into the game. The Huskies shot only 39.4 percent from the floor, but it led by five points at intermission because Purdue was even worse (33.3 percent).

The Huskies had won their first two NCAA tourney games by an average of 41 points, but it was obvious they were in for a fight against the defense-oriented Boilermakers. The Boilermakers trailed 30-25 at halftime, but they ran off the court to the cheers of their black-and-gold-clad followers.

In the UConn locker room at halftime, Thabeet said his teammates told him to step it up.

"They know I'm capable of doing a lot of stuff," said Thabeet, a junior from Tanzania. "Today, the second half, they told me to go back there and do what you do all season long."

Thabeet did exactly that. He scored Connecticut's first eight points of the second half, then blocked a shot to set up a fastbreak layup by A.J. Price, who scored 10 of his 15 points after halftime.

That play was part of an 8-0 run that gave the Huskies a 42-31 cushion with 13:37 to play.

What's more, it told the Boilermakers that they were overmatched in the middle.

But it took Purdue a while to get the message. The Boilermakers answered with a 7-0 burst, and soon they had pulled within 44-40 with 11:24 to play.

"We tried to put them away three, four, five different times, and every time they came back," Price said.

But Thabeet dunked to push the lead back to 57-45 with 6:28 to play, and that was pretty much it for Purdue.

"You've got to shoot the basketball at a very high percentage if you're going to beat them, if you get outrebounded by 15," Purdue coach Matt Painter said. "It is very difficult to keep those guys off the glass. They have a great team, and you've just got to tip your hat to them."

Using its superior size and ability, UConn jumped out to an 8-0 lead in the first three minutes.

Robinson dunked on an alley-oop pass from Price, and then Austrie stripped Purdue point guard Lewis Jackson in the backcourt and swooped in for a layup.

2009 NCAA Championship West Region Second Round
Saturday, March 21, 2009, Wachovia Center, Philadelphia, Pa.
#1 seed Connecticut 92, #9 seed Texas A & M 66

VISITORS: Texas A&M 24-10

| ## | Player Name | | TOT-FG FG-FGA | 3-PT FG-FGA | FT-FTA | REBOUNDS OF | DE | TOT | PF | TP | A | TO | BLK | S | MIN |
|---|---|---|---|---|---|---|---|---|---|---|---|---|---|---|---|
| 00 | DAVIS, Bryan..... | f | 6-9 | 0-0 | 0-2 | 4 | 5 | 9 | 3 | 12 | 2 | 2 | 3 | 2 | 29 |
| 23 | CARTER, Josh..... | f | 3-13 | 1-6 | 1-2 | 1 | 2 | 3 | 3 | 8 | 1 | 0 | 0 | 0 | 23 |
| 41 | ELONU, Chinemelu.... | c | 2-4 | 0-0 | 0-0 | 1 | 0 | 1 | 4 | 4 | 0 | 2 | 0 | 0 | 17 |
| 03 | ROLAND, Derrick..... | g | 2-9 | 0-0 | 0-0 | 1 | 0 | 1 | 4 | 4 | 2 | 0 | 0 | 0 | 29 |
| 15 | SLOAN, Donald..... | g | 3-8 | 1-1 | 5-6 | 1 | 2 | 3 | 1 | 12 | 5 | 2 | 0 | 0 | 29 |
| 05 | HARRIS, Dash..... | | 2-3 | 1-2 | 2-2 | 0 | 0 | 0 | 2 | 7 | 3 | 1 | 0 | 0 | 17 |
| 10 | LOUBEAU, David..... | | 5-5 | 0-0 | 1-3 | 1 | 0 | 1 | 0 | 11 | 1 | 0 | 0 | 0 | 20 |
| 11 | HOLMES, B.J..... | | 2-8 | 0-4 | 2-2 | 0 | 2 | 2 | 2 | 6 | 1 | 0 | 0 | 0 | 22 |
| 45 | WALKUP, Nathan..... | | 1-4 | 0-2 | 0-0 | 0 | 2 | 2 | 2 | 2 | 2 | 0 | 0 | 1 | 14 |
| | TEAM..... | | | | | 3 | 3 | 6 | 1 | | | | | | |
| | Totals..... | | 26-63 | 3-15 | 11-17 | 12 | 16 | 28 | 22 | 66 | 17 | 7 | 3 | 3 | 200 |

TOTAL FG% 1st Half: 13-37 35.1% 2nd Half: 13-26 50.0% Game: 41.3% DEADB
3-Pt. FG% 1st Half: 2-10 20.0% 2nd Half: 1-5 20.0% Game: 20.0% REBS
F Throw % 1st Half: 5-8 62.5% 2nd Half: 6-9 66.7% Game: 64.7% 3,1

HOME TEAM: CONNECTICUT 29-4

| ## | Player Name | | TOT-FG FG-FGA | 3-PT FG-FGA | FT-FTA | REBOUNDS OF | DE | TOT | PF | TP | A | TO | BLK | S | MIN |
|---|---|---|---|---|---|---|---|---|---|---|---|---|---|---|---|
| 04 | ADRIEN, Jeff..... | f | 11-16 | 0-0 | 1-4 | 2 | 6 | 8 | 3 | 23 | 1 | 3 | 1 | 0 | 32 |
| 21 | ROBINSON, Stanley... | f | 5-10 | 0-2 | 2-2 | 3 | 2 | 5 | 0 | 12 | 1 | 2 | 0 | 1 | 35 |
| 34 | THABEET, Hasheem.... | c | 1-2 | 0-0 | 4-4 | 0 | 4 | 4 | 4 | 6 | 0 | 2 | 2 | 2 | 20 |
| 12 | PRICE, A.J..... | g | 8-16 | 4-7 | 7-9 | 0 | 5 | 5 | 3 | 27 | 8 | 2 | 0 | 0 | 33 |
| 24 | AUSTRIE, Craig..... | g | 1-2 | 0-0 | 0-0 | 1 | 3 | 4 | 1 | 2 | 4 | 0 | 1 | 0 | 27 |
| 02 | BEVERLY, Donnell.... | | 1-1 | 0-0 | 0-0 | 0 | 0 | 0 | 1 | 2 | 0 | 0 | 0 | 0 | 2 |
| 10 | BIRD, Johnnie..... | | 0-1 | 0-0 | 0-0 | 0 | 1 | 1 | 0 | 0 | 0 | 0 | 0 | 0 | 1 |
| 15 | WALKER, Kemba..... | | 3-5 | 1-1 | 1-2 | 1 | 1 | 2 | 1 | 8 | 4 | 0 | 0 | 0 | 23 |
| 30 | HARALSON, Scottie... | | 0-0 | 0-0 | 0-0 | 0 | 0 | 0 | 0 | 0 | 0 | 0 | 0 | 0 | 2 |
| 32 | MANDELDOVE, Jonathan | | 0-0 | 0-0 | 0-0 | 0 | 0 | 0 | 0 | 0 | 0 | 0 | 0 | 0 | 1 |
| 33 | EDWARDS, Gavin..... | | 2-3 | 0-0 | 6-6 | 4 | 2 | 6 | 3 | 10 | 2 | 0 | 1 | 0 | 22 |
| 40 | VERONICK, Jim..... | | 1-1 | 0-0 | 0-0 | 1 | 0 | 1 | 0 | 2 | 0 | 0 | 0 | 0 | 1 |
| 44 | LINDNER, John..... | | 0-0 | 0-0 | 0-0 | 0 | 0 | 0 | 0 | 0 | 0 | 0 | 0 | 0 | 1 |
| | TEAM..... | | | | | 3 | 3 | | | | | | | | |
| | Totals..... | | 33-57 | 5-10 | 21-27 | 12 | 27 | 39 | 16 | 92 | 20 | 9 | 5 | 3 | 200 |

TOTAL FG% 1st Half: 17-29 58.6% 2nd Half: 16-28 57.1% Game: 57.9% DEADB
3-Pt. FG% 1st Half: 4-7 57.1% 2nd Half: 1-3 33.3% Game: 50.0% REBS
F Throw % 1st Half: 13-14 92.9% 2nd Half: 8-13 61.5% Game: 77.8% 1,1

Officials: Bob Donato, Joe Lindsay, Patrick Evans
Technical fouls: Texas A&M-TEAM. CONNECTICUT-None.
Attendance: 19894

| Score by Periods | 1st | 2nd | Total |
|---|---|---|---|
| Texas A&M..... | 33 | 33 | - 66 |
| CONNECTICUT..... | 51 | 41 | - 92 |

Points in the paint-TAM 40,UCONN 34. Points off turnovers-TAM 7,UCONN 11.
2nd chance points-TAM 10,UCONN 18. Fast break points-TAM 4,UCONN 12.
Bench points-TAM 26,UCONN 22. Score tied-0 times. Lead changed-0 times.
Last FG-TAM 2nd-00:54, UCONN 2nd-00:31.
Largest lead-TAM None, UCONN by 26 2nd-01:32.

Senior guard A.J. Price (Amityville, N.Y.) scored 27 points and senior forward Jeff Adrien (Brookline, Mass.) added 23 points as top-seeded Connecticut routed No. 9-seed Texas A&M, 92-66, Saturday afternoon in a 2009 NCAA Division I West Region Men's Basketball Second Round game played at the Wachovia Center in front of a crowd of 19,894.

UConn left little to the imagination in the contest, scoring the game's first 10 points in a span of 2:36. Price had assists on all five of those baskets and the Huskies had a stranglehold on the contest. They led by as many as 24 in the first half (at 46-22), and the Aggies got only as close as 14 once, at 53-39 with 17:47 to play, but Price quickly responded with a three-pointer. The Huskies were never seriously challenged again.

Price, who scored at least 20 points for the third straight game (marking the first time he has accomplished that feat at Connecticut), had two impressive individual scoring spurts. He scored eight points in 36 seconds (two three-pointers and a fast break lay-up) in the first half, increasing the UConn lead from 38-22 to 46-22. He also scored eight points in a span of 2:13 in the second half to keep Texas A&M at bay. Price also added a game-best eight assists.

Adrien had a terrific contest for the Huskies as well. He made 11-of-16 shots from the field, including seven of eight before intermission. Adrien finished with a team-high eight rebounds. Adrien continued his fine postseason play as he has averaged 18 points and 11 rebounds in his last four NCAA Tournament games.

Junior forward Stanley Robinson (Birmingham, Ala.) had another solid contest for the Huskies, helping to make up for the fact that All-America center Hasheem Thabeet (Dar Es Salaam, Tanzania) was saddled with foul difficulties. Robinson finished with 12 points and grabbed five rebounds. Thabeet was held to six points and four rebounds in just 20 minutes of game action due to his foul trouble.

Junior forward Gavin Edwards (Gilbert, Ariz.) played well in Thabeet's absence. Edwards scored 10 points and yanked down six rebounds in 22 active minutes off of the Connecticut bench. It marked the first contest Edwards has reached double figures in scoring for the first time since the Gonzaga game on Dec. 20.

The Huskies shot 58 percent from the field in the game and out-rebounded the Aggies, 39-28.

The Aggies were led by Bryan Davis and Donald Sloan, who each scored 12 points.

The contest marked the 100th victory at Connecticut for seniors Craig Austrie (Stamford, Conn.) and Adrien. The Huskies are 100-31 in their four years at Storrs. The victory also gives Hall of Fame head coach Jim Calhoun a 31-3 record against teams seeded sixth through 16 in the NCAA Tournament while at Connecticut.

# ALL-TIME NCAA TOURNAMENT BOX SCORES & RECAPS

2009 NCAA Championship West Region First Round
Thursday, March 19, 2009, Wachovia Center, Philadelphia, Pa.

## #1 seed Connecticut 103, #16 seed Chattanooga 47

VISITORS: Chattanooga 18-17

| ## | Player Name | | TOT-FG FG-FGA | 3-PT FG-FGA | FT-FTA | REBOUNDS OF | DE | TOT | PF | TP | A | TO | BLK | S | MIN |
|---|---|---|---|---|---|---|---|---|---|---|---|---|---|---|---|
| 33 | GOFFNEY, Kevin..... | f | 5-12 | 3-6 | 2-2 | 2 | 3 | 5 | 4 | 15 | 1 | 5 | 0 | 2 | 30 |
| 34 | DOAKS, Nicchaeus.... | f | 3-10 | 0-1 | 3-4 | 0 | 6 | 6 | 4 | 9 | 0 | 3 | 1 | 0 | 25 |
| 44 | HARTWELL, Khalil.... | c | 2-7 | 0-0 | 1-2 | 3 | 3 | 6 | 4 | 5 | 0 | 2 | 0 | 0 | 21 |
| 00 | MCDOWELL, Stephen... | g | 1-12 | 0-7 | 0-0 | 1 | 2 | 3 | 1 | 2 | 2 | 1 | 0 | 1 | 31 |
| 31 | SHEARD, Keyron..... | g | 1-3 | 0-2 | 0-0 | 0 | 1 | 1 | 5 | 2 | 2 | 1 | 0 | 1 | 16 |
| 01 | WILLIAMS, Jasper.... | | 0-2 | 0-1 | 2-2 | 0 | 1 | 1 | 0 | 2 | 1 | 2 | 0 | 0 | 17 |
| 04 | HARVEY, Dante..... | | 0-3 | 0-1 | 0-0 | 0 | 2 | 2 | 3 | 0 | 0 | 1 | 0 | 0 | 12 |
| 05 | EARLY, Chris..... | | 3-6 | 2-3 | 0-0 | 1 | 3 | 4 | 1 | 8 | 1 | 2 | 0 | 0 | 8 |
| 10 | FERRELL, Zach..... | | 0-1 | 0-1 | 0-0 | 0 | 1 | 1 | 1 | 0 | 2 | 1 | 0 | 1 | 7 |
| 14 | SMITH, Jeff..... | | 0-0 | 0-0 | 0-0 | 0 | 0 | 0 | 0 | 0 | 0 | 0 | 0 | 0 | 2 |
| 22 | TAYLOR, Ricky..... | | 0-2 | 0-1 | 0-0 | 1 | 0 | 1 | 0 | 0 | 1 | 0 | 0 | 0 | 6 |
| 23 | PATTERSON, Ty..... | | 1-5 | 0-2 | 0-0 | 0 | 0 | 0 | 2 | 2 | 1 | 1 | 1 | 0 | 20 |
| 53 | SAFFORE, Jeremy..... | | 1-3 | 0-0 | 0-0 | 1 | 2 | 3 | 2 | 2 | 0 | 0 | 0 | 0 | 5 |
| | TEAM..... | | | | | | 1 | 1 | 1 | | | | | | |
| | Totals..... | | 17-66 | 5-25 | 8-10 | 9 | 25 | 34 | 28 | 47 | 11 | 19 | 2 | 5 | 200 |

TOTAL FG% 1st Half: 7-33 21.2% 2nd Half: 10-33 30.3% Game: 25.8% DEADB
3-Pt. FG% 1st Half: 1-10 10.0% 2nd Half: 4-15 26.7% Game: 20.0% REBS
F Throw % 1st Half: 5-6 83.3% 2nd Half: 3-4 75.0% Game: 80.0% 0,1

HOME TEAM: CONNECTICUT 28-4

| ## | Player Name | | TOT-FG FG-FGA | 3-PT FG-FGA | FT-FTA | REBOUNDS OF | DE | TOT | PF | TP | A | TO | BLK | S | MIN |
|---|---|---|---|---|---|---|---|---|---|---|---|---|---|---|---|
| 04 | ADRIEN, Jeff..... | f | 4-7 | 0-0 | 5-13 | 6 | 10 | 16 | 1 | 13 | 4 | 1 | 1 | 0 | 33 |
| 21 | ROBINSON, Stanley... | f | 11-17 | 0-1 | 2-2 | 3 | 4 | 7 | 1 | 24 | 0 | 0 | 2 | 0 | 29 |
| 34 | THABEET, Hasheem.... | c | 6-8 | 0-0 | 8-12 | 5 | 8 | 13 | 1 | 20 | 0 | 1 | 2 | 0 | 20 |
| 12 | PRICE, A.J..... | g | 7-15 | 5-11 | 1-2 | 0 | 6 | 6 | 2 | 20 | 3 | 5 | 0 | 3 | 27 |
| 24 | AUSTRIE, Craig..... | g | 0-8 | 0-6 | 4-4 | 0 | 2 | 2 | 1 | 4 | 7 | 0 | 0 | 4 | 27 |
| 02 | BEVERLY, Donnell.... | | 3-4 | 1-2 | 0-0 | 0 | 1 | 1 | 0 | 7 | 5 | 0 | 0 | 1 | 8 |
| 10 | BIRD, Johnnie..... | | 0-0 | 0-0 | 0-0 | 0 | 0 | 0 | 0 | 0 | 0 | 0 | 0 | 0 | 2 |
| 15 | WALKER, Kemba..... | | 4-7 | 0-2 | 2-2 | 1 | 2 | 3 | 1 | 10 | 6 | 2 | 0 | 2 | 25 |
| 30 | HARALSON, Scottie... | | 0-2 | 0-2 | 0-0 | 0 | 2 | 2 | 0 | 0 | 2 | 0 | 0 | 1 | 6 |
| 32 | MANDELDOVE, Jonathan | | 0-1 | 0-0 | 0-0 | 0 | 1 | 1 | 0 | 0 | 0 | 0 | 0 | 0 | 3 |
| 33 | EDWARDS, Gavin..... | | 2-2 | 0-0 | 1-2 | 1 | 3 | 4 | 4 | 5 | 1 | 1 | 1 | 1 | 17 |
| 40 | VERONICK, Jim..... | | 0-0 | 0-0 | 0-0 | 0 | 1 | 1 | 0 | 0 | 0 | 0 | 0 | 0 | 1 |
| 44 | LINDNER, John..... | | 0-0 | 0-0 | 0-2 | 1 | 0 | 1 | 0 | 0 | 0 | 0 | 0 | 0 | 2 |
| | TEAM..... | | | | | | 1 | 1 | | | | | | | |
| | Totals..... | | 37-71 | 6-24 | 23-39 | 17 | 41 | 58 | 11 | 103 | 28 | 10 | 6 | 12 | 200 |

TOTAL FG% 1st Half: 16-35 45.7% 2nd Half: 21-36 58.3% Game: 52.1% DEADB
3-Pt. FG% 1st Half: 4-13 30.8% 2nd Half: 2-11 18.2% Game: 25.0% REBS
F Throw % 1st Half: 12-23 52.2% 2nd Half: 11-16 68.8% Game: 59.0% 7,1

Officials: Bob Donato, D.J. Carstensen, Dwayne Gladden
Technical fouls: Chattanooga-TEAM. CONNECTICUT-None.
Attendance: 18322

| Score by Periods | 1st | 2nd | Total |
|---|---|---|---|
| Chattanooga..... | 20 | 27 | - 47 |
| CONNECTICUT..... | 48 | 55 | - 103 |

Points in the paint-UTC 24,UCONN 56. Points off turnovers-UTC 7,UCONN 31.
2nd chance points-UTC 11,UCONN 23. Fast break points-UTC 4,UCONN 21.
Bench points-UTC 14,UCONN 22. Score tied-4 times. Lead changed-1 time.
Last FG-UTC 2nd-03:20, UCONN 2nd-01:26.
Largest lead-UTC by 2 1st-19:45, UCONN by 56 2nd-01:26.

Junior forward Stanley Robinson (Birmingham, Ala.) scored 24 points to lead four teammates in double figure scoring as No. 1-seed Connecticut routed No. 16-seed Chattanooga, 103-47, in a NCAA Division I Men's Basketball Championship West Region First Round game at the Wachovia Center Thursday afternoon.

The Huskies played the entire contest without Hall of Fame head coach Jim Calhoun, who was sidelined with an undisclosed illness. UConn was able to record the third-largest margin of victory in a NCAA Tournament game history (54 points) in his absence.

The game was actually tight, at 17-15, when the Huskies asserted themselves. Connecticut scored the game's next 14 points, the middle 10 of which were scored by A.J. Price (Amityville, N.Y.) in a span of 1:41. Price made three consecutive three-pointers and added a free throw in his personal scoring spurt. The Huskies ended the first half on a 31-5 run, holding the Mocs to just one field goal in the last 11:57 of the half.

UConn paced by Robinson (he scored the first six), scored the second half's first 15 points meaning that over a span of just over 16 minutes the Huskies outscored their opponent, 46-5.

Robinson made 11-of-17 field goal attempts, including several dunks, many of the alley-oop variety. It marked the first time in his career that he has scored 20-plus points in consecutive games. He had plenty of company in the scoring column. Price finished with 20 points, marking the fourth time in his career (and second time this season) that he scored 20-plus points in consecutive contests.

Center Hasheem Thabeet (Dar Es Salaam, Tanzania) was his usual dominant self, scoring 20 points, grabbing 13 rebounds and blocking two shots. It was the 26th career double-double for Thabeet and 17th this season. Senior forward Jeff Adrien (Brookline, Mass.) overcame a slow start to finish with 13 points, a game-high 16 rebounds and four assists. Adrien recorded his 46th career double-double and his 13th this year.

Freshman point guard Kemba Walker (Bronx, N.Y.) had 10 points and six assists off of the bench, while senior guard Craig Austrie (Stamford, Conn.) had a game-high seven assists, the most he has registered since dishing out 14 against Quinnipiac in his freshman campaign.

Sophomore guard Donnell Beverly (Hawthorne, Calif.) had seven points and five assists in eight productive minutes off of the bench.

The Huskies enjoyed a whopping 58-34 advantage on the backboards and held the Mocs to just 26 percent shooting (17-of-66). Connecticut shot 52 percent from the field, had 28 assists and committed just nine turnovers.

Combined with the 117 points scored in the BIG EAST Tournament loss to Syracuse, the Huskies broke the 100-point barrier for the second-straight game. The last time Connecticut accomplished that feat was in the 2003-04 season when the Huskies turned the trick against Iona and Ball State.

2008 NCAA Championship First Round
Friday, March 21, 2008, St. Pete Times Forum, Tampa, Fla.

## # 13 seed San Diego 70, # 4 seed Connecticut 69, OT

San Diego 22-13

| ## | Player Name | | TOT-FG FG-FGA | 3-PT FG-FGA | FT-FTA | REBOUNDS OF | DE | TOT | PF | TP | A | TO | BLK | S | MIN |
|---|---|---|---|---|---|---|---|---|---|---|---|---|---|---|---|
| 21 | POMARE, Gyno..... | f | 10-12 | 0-0 | 2-2 | 2 | 2 | 4 | 5 | 22 | 0 | 2 | 1 | 3 | 35 |
| 22 | JONES, Rob..... | f | 7-15 | 0-0 | 0-1 | 3 | 3 | 6 | 3 | 14 | 1 | 2 | 0 | 0 | 29 |
| 01 | JOHNSON, Brandon.... | g | 7-19 | 4-8 | 0-0 | 1 | 4 | 5 | 5 | 18 | 4 | 4 | 0 | 3 | 45 |
| 11 | JOHNSON, Trumaine... | g | 4-6 | 0-1 | 0-0 | 1 | 0 | 1 | 2 | 8 | 5 | 1 | 0 | 1 | 40 |
| 23 | JACKSON, De'Jon..... | g | 2-9 | 0-2 | 0-0 | 1 | 3 | 4 | 3 | 4 | 2 | 2 | 1 | 3 | 36 |
| 03 | GINTY, Devin..... | | 0-1 | 0-1 | 2-4 | 0 | 0 | 0 | 2 | 2 | 1 | 0 | 0 | 1 | 14 |
| 12 | LEWIS, Chris..... | | 0-0 | 0-0 | 0-0 | 0 | 0 | 0 | 0 | 0 | 0 | 0 | 0 | 0 | 0+ |
| 33 | HOUSTON, Clinton.... | | 1-3 | 0-0 | 0-0 | 0 | 2 | 2 | 1 | 2 | 0 | 0 | 2 | 0 | 25 |
| 42 | LOZEAU, Nathan..... | | 0-0 | 0-0 | 0-0 | 0 | 1 | 1 | 0 | 0 | 0 | 0 | 0 | 0 | 1 |
| | TEAM..... | | | | | 3 | 4 | 7 | | | | | | | |
| | Totals..... | | 31-65 | 4-12 | 4-7 | 11 | 19 | 30 | 21 | 70 | 13 | 11 | 4 | 11 | 225 |

TOTAL FG% 1st Half: 15-32 46.9% 2nd Half: 11-26 42.3% OT: 5-7 71.4% Game: 47.7% DEADB
3-Pt. FG% 1st Half: 2-7 28.6% 2nd Half: 2-5 40.0% OT: 0-0 0.0% Game: 33.3% REBS
F Throw % 1st Half: 2-2 100 % 2nd Half: 2-4 50.0% OT: 0-1 0.0% Game: 57.1% 0

Connecticut 24-9

| ## | Player Name | | TOT-FG FG-FGA | 3-PT FG-FGA | FT-FTA | REBOUNDS OF | DE | TOT | PF | TP | A | TO | BLK | S | MIN |
|---|---|---|---|---|---|---|---|---|---|---|---|---|---|---|---|
| 04 | ADRIEN, Jeff..... | f | 8-16 | 1-1 | 1-2 | 5 | 8 | 13 | 3 | 18 | 2 | 4 | 0 | 1 | 41 |
| 21 | ROBINSON, Stanley... | f | 2-6 | 1-2 | 1-1 | 1 | 5 | 6 | 1 | 6 | 3 | 1 | 0 | 1 | 42 |
| 34 | THABEET, Hasheem.... | c | 5-10 | 0-0 | 4-7 | 4 | 2 | 6 | 2 | 14 | 0 | 1 | 4 | 1 | 37 |
| 12 | PRICE, A.J..... | g | 0-1 | 0-0 | 0-0 | 0 | 1 | 1 | 0 | 0 | 1 | 0 | 0 | 0 | 9 |
| 24 | AUSTRIE, Craig..... | g | 3-9 | 0-1 | 4-4 | 2 | 2 | 4 | 2 | 10 | 2 | 2 | 0 | 1 | 35 |
| 02 | BEVERLY, Donnell.... | | 0-0 | 0-0 | 0-0 | 0 | 0 | 0 | 0 | 0 | 0 | 0 | 0 | 0 | 1 |
| 03 | WIGGINS, Doug..... | | 2-5 | 1-1 | 0-0 | 1 | 3 | 4 | 4 | 5 | 5 | 2 | 0 | 0 | 23 |
| 11 | DYSON, Jerome..... | | 4-9 | 0-1 | 6-6 | 0 | 2 | 2 | 4 | 14 | 1 | 4 | 0 | 1 | 28 |
| 33 | EDWARDS, Gavin..... | | 1-2 | 0-0 | 0-0 | 1 | 1 | 2 | 0 | 2 | 0 | 1 | 0 | 0 | 9 |
| | TEAM..... | | | | | 2 | 2 | 4 | | | | | | | |
| | Totals..... | | 25-58 | 3-6 | 16-20 | 16 | 26 | 42 | 16 | 69 | 14 | 15 | 4 | 5 | 225 |

TOTAL FG% 1st Half: 10-24 41.7% 2nd Half: 12-30 40.0% OT: 3-4 75.0% Game: 43.1% DEADB
3-Pt. FG% 1st Half: 2-3 66.7% 2nd Half: 1-3 33.3% OT: 0-0 0.0% Game: 50.0% REBS
F Throw % 1st Half: 7-9 77.8% 2nd Half: 6-8 75.0% OT: 3-3 100 % Game: 80.0% 2

Officials: Mike Stuart, Kevin Mathis, Gene Steratore
Technical fouls: San Diego-None. UCONN-None.
Attendance: 15920

| Score by Periods | 1st | 2nd | OT | Total |
|---|---|---|---|---|
| San Diego..... | 34 | 26 | 10 | - 70 |
| UCONN..... | 29 | 31 | 9 | - 69 |

Points in the paint-USD 26,UCONN 42. Points off turnovers-USD 19,UCONN 12.
2nd chance points-USD 15,UCONN 15. Fast break points-USD 0,UCONN 2.
Bench points-USD 4,UCONN 21. Score tied-12 times. Lead changed-11 times.
Last FG-USD OT-00:01, UCONN OT-00:45.
Largest lead-USD by 11 2nd-18:08, UCONN by 3 1st-15:43.

De'Jon Jackson hit a fadeaway jumper with 1.2 seconds remaining in overtime as 13th-seeded San Diego knocked off the 4th-seeded University of Connecticut, 70-69, in a 2008 Division I Men's Basketball Championship West Region First Round game at the St. Pete Times Forum in front of 15,920.

Connecticut had clawed all the way back from a 10-point second half deficit to force overtime and had taken only their third lead of the game with nine seconds remaining in overtime when Jerome Dyson made two free throws. After a San Diego timeout, Jackson dribbled and faded back with Stanley Robinson putting an outstretched hand in his face, and made a jumper to put San Diego back in front. Connecticut's inbounds pass was intercepted by the Toreros and the Huskies had been defeated in the first round of the NCAA Championship for the first time in 15 tries.

Connecticut played the final 34 minutes of regulation and overtime without leading scorer and All-American guard A.J. Price. Price injured his knee with 9:39 to play in the opening half and never returned.

Jeff Adrien led the Huskies with 18 points and 12 rebounds, good for his 33rd career and 17th season double-double. Dyson added 14 points in his best scoring performance since returning from a suspension due to a violation of team rules. Hasheem Thabeet had 14 points and blocked four shots.

The Huskies were out of sync offensively after Price was injured as the Toreros quickly extended a 34-29 halftime lead to 10, at 44-34 with 14:37 left to play in regulation. Connecticut turned up the defensive intensity and went on a 9-0 scoring spurt to draw within one, at 44-43. Robinson started the run with a three-point play off of a pretty feed from Doug Wiggins. The Huskies were able to tie the score at 46 when Thabeet hit a free throw. This was part of a personal streak of eight straight points scored by Thabeet for the Huskies.

Brandon Johnson hit consecutive three-pointers to put San Diego back ahead 52-46, but the Huskies battled back once again. The Huskies knotted the score at 60 and forced overtime when Dyson made two free throws with 10.4 seconds remaining. A last second lay-up by San Diego's Clinton Houston was no good and Thabeet corralled the rebound.

In the extra session, San Diego once again forged ahead with the first two baskets, but Connecticut rallied to lead 67-66 with 43.6 seconds left in overtime on a lay-up by Dyson off of a pretty pass by Adrien. Rob Jones made a lay-up with 24.9 seconds left to put San Diego back ahead, setting the stage for the end of game heroics by Jackson.

Gyno Pomare led the Toreros with 22 points on 10-of-12 shooting, while Johnson added 18 points.

Wiggins finished with a game-high five assists, while Craig Austrie chipped in with 10 points.

# ALL-TIME NCAA TOURNAMENT BOX SCORES & RECAPS

### Game #34-- NCAA Championship Washington, D.C. Regional Championship Game
### Sunday,March 26, 2006, Verizon Center, Washington, D.C.
## #11 seed George Mason 86, #1 seed Connecticut 84, OT

VISITORS: George Mason 27-7

| ## | Player Name | | TOT-FG FG-FGA | 3-PT FG-FGA | FT-FTA | REBOUNDS OF | DE | TOT | PF | TP | A | TO | BLK | S | MIN |
|---|---|---|---|---|---|---|---|---|---|---|---|---|---|---|---|
| 42 | Campbell, Folarin... | f | 5-10 | 2-5 | 3-3 | 1 | 1 | 2 | 2 | 15 | 3 | 3 | 1 | 1 | 41 |
| 55 | Lewis, Jai..... | f | 6-12 | 0-0 | 8-14 | 2 | 5 | 7 | 2 | 20 | 3 | 2 | 0 | 0 | 41 |
| 34 | Thomas, Will..... | c | 8-12 | 0-0 | 3-4 | 6 | 6 | 12 | 4 | 19 | 2 | 0 | 1 | 1 | 44 |
| 01 | Skinn, Tony..... | g | 4-11 | 2-5 | 0-1 | 2 | 3 | 5 | 4 | 10 | 2 | 2 | 0 | 2 | 39 |
| 22 | Butler, Lamar..... | g | 6-11 | 4-6 | 3-3 | 2 | 2 | 4 | 4 | 19 | 2 | 3 | 0 | 2 | 35 |
| 02 | Carter, Jordan..... | | 0-0 | 0-0 | 0-0 | 0 | 0 | 0 | 0 | 0 | 0 | 0 | 0 | 0 | 1 |
| 05 | Norwood, Gabe..... | | 0-2 | 0-0 | 0-0 | 0 | 3 | 3 | 1 | 0 | 1 | 0 | 0 | 0 | 19 |
| 40 | Fleming, Chris..... | | 0-0 | 0-0 | 0-0 | 0 | 0 | 0 | 0 | 0 | 0 | 0 | 0 | 0 | 0+ |
| 50 | Hernandez, Sammy.... | | 1-2 | 1-2 | 0-0 | 0 | 2 | 2 | 0 | 3 | 0 | 1 | 0 | 0 | 5 |
| | TEAM..... | | | | | 2 | | 2 | | | | | | | |
| | Totals..... | | 30-60 | 9-18 | 17-25 | 15 | 22 | 37 | 17 | 86 | 13 | 11 | 2 | 6 | 225 |

TOTAL FG% 1st Half: 11-29 37.9% 2nd Half: 14-25 56.0% OT: 5-6 83.3% Game: 50.0% DEADB
3-Pt. FG% 1st Half: 3-11 27.3% 2nd Half: 6-7 85.7% OT: 0-0 0.0% Game: 50.0% REBS
F Throw % 1st Half: 9-11 81.8% 2nd Half: 6-8 75.0% OT: 2-6 33.3% Game: 68.0% 3

HOME TEAM: Connecticut 30-4

| ## | Player Name | | TOT-FG FG-FGA | 3-PT FG-FGA | FT-FTA | REBOUNDS OF | DE | TOT | PF | TP | A | TO | BLK | S | MIN |
|---|---|---|---|---|---|---|---|---|---|---|---|---|---|---|---|
| 21 | BOONE, Josh..... | f | 2-4 | 0-0 | 2-4 | 2 | 2 | 4 | 3 | 6 | 0 | 1 | 1 | 0 | 20 |
| 22 | GAY, Rudy..... | f | 8-16 | 2-4 | 2-2 | 3 | 3 | 6 | 4 | 20 | 2 | 0 | 1 | 2 | 42 |
| 11 | ARMSTRONG, Hilton... | c | 3-8 | 0-0 | 2-3 | 2 | 3 | 5 | 4 | 8 | 0 | 2 | 4 | 1 | 37 |
| 05 | WILLIAMS, Marcus.... | g | 5-12 | 2-5 | 1-1 | 0 | 3 | 3 | 2 | 13 | 11 | 4 | 0 | 1 | 41 |
| 33 | BROWN, Denham..... | g | 3-8 | 1-5 | 4-4 | 0 | 5 | 5 | 0 | 11 | 1 | 1 | 0 | 1 | 24 |
| 04 | ADRIEN, Jeff..... | | 7-8 | 0-0 | 3-4 | 4 | 3 | 7 | 3 | 17 | 0 | 0 | 1 | 0 | 25 |
| 24 | AUSTRIE, Craig..... | | 0-0 | 0-0 | 0-0 | 0 | 1 | 1 | 0 | 0 | 0 | 0 | 0 | 0 | 11 |
| 31 | ANDERSON, Rashad.... | | 2-8 | 2-8 | 0-0 | 0 | 0 | 0 | 3 | 6 | 1 | 0 | 0 | 0 | 17 |
| 32 | NELSON, Ed..... | | 1-2 | 0-0 | 1-1 | 0 | 0 | 0 | 1 | 3 | 0 | 1 | 0 | 1 | 8 |
| | TEAM..... | | | | | 3 | | 3 | | | | | | | |
| | Totals..... | | 31-66 | 7-22 | 15-19 | 14 | 20 | 34 | 20 | 84 | 15 | 9 | 7 | 6 | 225 |

TOTAL FG% 1st Half: 16-28 57.1% 2nd Half: 13-30 43.3% OT: 2-8 25.0% Game: 47.0% DEADB
3-Pt. FG% 1st Half: 5-9 55.6% 2nd Half: 1-8 12.5% OT: 1-5 20.0% Game: 31.8% REBS
F Throw % 1st Half: 6-6 100 % 2nd Half: 4-7 57.1% OT: 5-6 83.3% Game: 78.9% 3

Officials: Scott Thornley, Tony Greene, Zelton D. Steed
Technical fouls: George Mason-None. Connecticut-None.
Attendance: 19718

| Score by Periods | 1st | 2nd | OT | Total |
|---|---|---|---|---|
| George Mason..... | 34 | 40 | 12 | - 86 |
| Connecticut..... | 43 | 31 | 10 | - 84 |

Points in the paint-MASON 34,UCONN 32. Points off turnovers-MASON 8,UCONN 13.
2nd chance points-MASON 17,UCONN 17. Fast break points-MASON 2,UCONN 2.
Bench points-MASON 3,UCONN 26. Score tied-7 times. Lead changed-11 times.
Last FG-MASON OT-01:13, UCONN OT-00:10.
Largest lead-MASON by 5 OT-00:41, UCONN by 12 1st-00:09.

Senior Denham Brown, whose reverse lay-up at the end of regulation forced overtime, missed a three-pointer at the buzzer in the extra session as No. 11-seed George Mason defeated No. 1-seed Connecticut, 86-84, in the Regional Final of the Washington Regional at the Verizon Center. Connecticut almost made a second consecutive miracle comeback win. The Huskies trailed by four, at 74-70 with 17.6 seconds to play, before All-Region performer Marcus Williams made a runner in the lane. After George Mason's Tony Skinn missed the front-end of a one-and-one, Brown drove under the basket and made a twisting shot to force the extra period. George Mason scored the first points of overtime on a basket by Will Thomas and never trailed again. The Huskies had one chance to win the contest after Jai Lewis missed two free throws with 6.1 seconds to go. Brown took a pass, stepped back and barely missed a three-pointer at the buzzer that would have given the Huskies the victory. The Huskies were led by sophomore Rudy Gay, who scored 20 points, and scored nine straight points midway through the second half when UConn was struggling to score. Gay joined Williams on the All-Region team. Freshman Jeff Adrien gave the Huskies a huge lift off of the bench with 17 points and seven rebounds. He made seven of eight field goal attempts, in setting his career-high in scoring. Williams was his usual solid self, scoring 13 points and dishing out 11 assists to register his seventh double-double of the season in just 23 games. Brown finished with 11 points for UConn. The Patriots made up a nine-point halftime deficit in the first 7:27 of the second half, tying the game at 49-all on a three-pointer by Folarin Campbell. The remainder of the half was a see-saw affair as the lead changed hands 10 times before George Mason was able to eke out four different four-point leads, the last of which, at 74-70, which set up the late-game heroics by Brown. Lewis finished with 20 points, and a game-high 12 rebounds. Thomas added 19 points, while the Region's Most Outstanding player, Lamar Butler, added 19 points. The Huskies finished the first half with a 15-5 run to take a 43-34 lead into the break. George Mason led 29-28 with 3:09 to go until halftime, but UConn responded with a barrage in the final three minutes, getting three-pointers by Gay, Williams, Brown and Rashad Anderson along with a conventional three-point play from Ed Nelson to jump out in front by as many as 12, 43-31. Adrien was vital to the first half effort, coming off the bench to score ten points on a perfect five-for-five performance from the field. Eight different Huskies scored in the first half and UConn turned the ball over only six times while shooting 57.1% from the field.

### Game #33-- NCAA Championship Washington, D.C. Regional Semifinal
### Friday,March 24, 2006, Verizon Center, Washington, D.C.
## #1 seed Connecticut 98, #5 seed Washington 92, OT

VISITORS: Washington 26-7

| ## | Player Name | | TOT-FG FG-FGA | 3-PT FG-FGA | FT-FTA | REBOUNDS OF | DE | TOT | PF | TP | A | TO | BLK | S | MIN |
|---|---|---|---|---|---|---|---|---|---|---|---|---|---|---|---|
| 15 | Jones, Bobby..... | f | 4-8 | 1-3 | 0-0 | 1 | 4 | 5 | 5 | 9 | 1 | 3 | 1 | 2 | 32 |
| 40 | Brockman, Jon..... | f | 4-6 | 0-0 | 3-4 | 3 | 1 | 4 | 4 | 11 | 0 | 2 | 0 | 2 | 26 |
| 42 | Jensen, Mike..... | c | 1-6 | 1-5 | 0-0 | 1 | 4 | 5 | 5 | 3 | 1 | 1 | 0 | 4 | 28 |
| 03 | Roy, Brandon..... | g | 7-18 | 1-2 | 5-7 | 2 | 2 | 4 | 5 | 20 | 3 | 0 | 0 | 3 | 36 |
| 05 | Dentmon, Justin..... | g | 2-9 | 0-3 | 4-5 | 2 | 2 | 4 | 5 | 8 | 3 | 3 | 0 | 2 | 34 |
| 00 | Smith, Joel..... | | 1-4 | 0-1 | 2-3 | 1 | 2 | 3 | 5 | 4 | 0 | 3 | 0 | 0 | 18 |
| 11 | Burmeister, Brandon. | | 0-1 | 0-1 | 0-0 | 0 | 0 | 0 | 0 | 0 | 0 | 0 | 0 | 0 | 2 |
| 20 | Appleby, Ryan..... | | 3-6 | 2-4 | 2-2 | 2 | 0 | 2 | 0 | 10 | 0 | 3 | 0 | 2 | 20 |
| 21 | Wallace, Artem..... | | 0-0 | 0-0 | 0-0 | 0 | 0 | 0 | 0 | 0 | 0 | 0 | 0 | 0 | 0+ |
| 24 | Williams, Jamaal.... | | 12-22 | 1-1 | 2-2 | 4 | 3 | 7 | 4 | 27 | 1 | 2 | 2 | 4 | 29 |
| | TEAM..... | | | | | 1 | 3 | 4 | | | | | | | |
| | Totals..... | | 34-80 | 6-20 | 18-23 | 17 | 21 | 38 | 33 | 92 | 9 | 17 | 3 | 19 | 225 |

TOTAL FG% 1st Half: 18-38 47.4% 2nd Half: 12-31 38.7% OT: 4-11 36.4% Game: 42.5% DEADB
3-Pt. FG% 1st Half: 3-10 30.0% 2nd Half: 2-8 25.0% OT: 1-2 50.0% Game: 30.0% REBS
F Throw % 1st Half: 6-7 85.7% 2nd Half: 11-14 78.6% OT: 1-2 50.0% Game: 78.3% 2

HOME TEAM: Connecticut 30-3

| ## | Player Name | | TOT-FG FG-FGA | 3-PT FG-FGA | FT-FTA | REBOUNDS OF | DE | TOT | PF | TP | A | TO | BLK | S | MIN |
|---|---|---|---|---|---|---|---|---|---|---|---|---|---|---|---|
| 21 | BOONE, Josh..... | f | 3-4 | 0-0 | 7-13 | 2 | 9 | 11 | 3 | 13 | 0 | 1 | 2 | 1 | 41 |
| 22 | GAY, Rudy..... | f | 4-10 | 0-1 | 4-5 | 0 | 3 | 3 | 3 | 12 | 0 | 6 | 1 | 1 | 32 |
| 11 | ARMSTRONG, Hilton... | c | 4-4 | 0-0 | 5-9 | 2 | 7 | 9 | 2 | 13 | 0 | 3 | 2 | 1 | 38 |
| 05 | WILLIAMS, Marcus.... | g | 6-13 | 3-5 | 11-11 | 0 | 4 | 4 | 4 | 26 | 8 | 7 | 0 | 1 | 36 |
| 33 | BROWN, Denham..... | g | 4-6 | 2-3 | 2-2 | 1 | 1 | 2 | 4 | 12 | 2 | 5 | 0 | 0 | 21 |
| 01 | JOHNSON, Marcus..... | | 0-0 | 0-0 | 0-0 | 0 | 0 | 0 | 0 | 0 | 0 | 0 | 0 | 0 | 0+ |
| 04 | ADRIEN, Jeff..... | | 0-0 | 0-0 | 0-0 | 0 | 0 | 0 | 0 | 0 | 0 | 0 | 0 | 0 | 5 |
| 24 | AUSTRIE, Craig..... | | 0-2 | 0-0 | 2-3 | 1 | 4 | 5 | 1 | 2 | 4 | 2 | 0 | 2 | 15 |
| 25 | GARRISON, Rob..... | | 0-0 | 0-0 | 0-0 | 0 | 0 | 0 | 0 | 0 | 0 | 0 | 0 | 0 | 0+ |
| 31 | ANDERSON, Rashad.... | | 6-12 | 5-10 | 2-2 | 0 | 2 | 2 | 2 | 19 | 1 | 2 | 0 | 1 | 31 |
| 32 | NELSON, Ed..... | | 0-0 | 0-0 | 1-2 | 1 | 0 | 1 | 1 | 1 | 0 | 0 | 0 | 0 | 6 |
| | TEAM..... | | | | | 3 | 2 | 5 | 1 | | | | | | |
| | Totals..... | | 27-51 | 10-19 | 34-47 | 10 | 32 | 42 | 21 | 98 | 15 | 26 | 5 | 7 | 225 |

TOTAL FG% 1st Half: 11-22 50.0% 2nd Half: 12-23 52.2% OT: 4-6 66.7% Game: 52.9% DEADB
3-Pt. FG% 1st Half: 6-9 66.7% 2nd Half: 4-9 44.4% OT: 0-1 0.0% Game: 52.6% REBS
F Throw % 1st Half: 12-21 57.1% 2nd Half: 14-18 77.8% OT: 8-8 100 % Game: 72.3% 6

Officials: John Higgins, Steve Skiles, Patrick Adams
Technical fouls: Washington-Roy, Brandon. Connecticut-GAY, Rudy; TEAM.
Attendance: 19638

| Score by Periods | 1st | 2nd | OT | Total |
|---|---|---|---|---|
| Washington..... | 45 | 37 | 10 | - 92 |
| Connecticut..... | 40 | 42 | 16 | - 98 |

Senior Rashad Anderson hit a long three-pointer with 1.8 seconds left in regulation to force overtime and top-seeded Connecticut made all eight extra-session free throws to give the Huskies a wild 98-92 victory over fifth-seeded Washington and an entry in the Elite Eight in the 2006 NCAA Championship at the Verizon Center. Connecticut trailed by six, 78-72, with 1:55 to play in regulation after Washington's Jamaal Williams drilled a three-pointer. Senior Josh Boone made one of two free throws with 1:16 to go to bring the Huskies within five. After Washington's Mike Jensen missed a three-pointer, Anderson swished a three off of a pretty pass from Marcus Williams with 34 seconds remaining to make the score 78-76 Washington. Justin Dentmon made two free throws for Washington, but Williams raced the length of the floor and was fouled on his successful field goal -- and made the ensuing free throw to complete the old-fashioned three-point play to bring UConn to within one with 11 seconds to go. Brandon Roy made two free throws with 7.9 seconds to go setting up Anderson's heroics. Connecticut never trailed in the extra session taking early leads on baskets by Williams and Anderson. Senior center Hilton Armstrong made several big plays in the overtime period, blocking a Roy lay-up, hitting a big lay-up with 1:13 to play and swishing two free throws with 24.4 seconds to go. Williams had a spectacular offensive game for UConn. He scored a career-high 26 points and was a perfect 11-for-11 from the line. He also had a game-best eight assists. He was joined in double figures by five teammates. Anderson came off of the bench to score 19 points, making half of his 10 three-point attempts. Senior Denham Brown and sophomore Rudy Gay each had a dozen points. Gay tallied 11 of is points in the second half. UConn trailed by as many as 11 points in the early going of the second half, but strung together a 17-6 run over a seven-minute span to tie the score at 57-57 with 11:40 to play in the contest. Anderson was key in the run, hitting back-to-back three's, while Gay scored six points in the run. Washington took advantage of another barrage of UConn turnovers to start the second half, as six miscues in the first five minutes of the half led to an eight-point edge. UW led by 11 after scoring the six points of the half, making the score 51-40, with 18:24 left in regulation. The lead was eight, 53-45, with 13:48 to go when Roy picked up his third foul and then a double technical foul with Gay that was Roy's fourth foul. Roy went to the bench and UConn went on its game changing run. UConn trailed at the half by a score of 45-40. They turned the ball over 14 times in the half and hit only 12-of-21 free throws during the stanza. The half featured six ties and five lead changes. Washington led by as many as ten points, using an 8-0 spurt in just over a minute of play to take a 34-28 lead with 6:07 to go in the half. The lead grew to ten points after a Roy dunk with 3:44 to play that made the score 40-30. Connecticut went on an 8-2 run to cut the lead to four points, 42-38, with 1:49 until the break and the teams traded buckets over the final minutes to send UW into the break with a five-point edge.

# ALL-TIME NCAA TOURNAMENT BOX SCORES & RECAPS

Game #32-- NCAA Championship Second Round
Sunday,March 19, 2006, Wachovia Center, Philadelphia, Pa.

## #1 seed Connecticut 87, #8 seed Kentucky 83

VISITORS: UK 22-13

| ## | Player Name | | TOT-FG FG-FGA | 3-PT FG-FGA | FT-FTA | REBOUNDS OF | DE | TOT | PF | TP | A | TO | BLK | S | MIN |
|---|---|---|---|---|---|---|---|---|---|---|---|---|---|---|---|
| 13 | Perry, Bobby..... | f | 7-11 | 2-5 | 4-4 | 2 | 5 | 7 | 4 | 20 | 1 | 0 | 1 | 0 | 35 |
| 32 | Crawford, Joe..... | f | 0-3 | 0-2 | 0-0 | 0 | 1 | 1 | 3 | 0 | 1 | 1 | 0 | 0 | 13 |
| 33 | Morris, Randolph.... | c | 4-8 | 0-0 | 6-6 | 2 | 3 | 5 | 5 | 14 | 1 | 3 | 0 | 0 | 33 |
| 04 | Rondo, Rajon..... | g | 5-10 | 1-2 | 0-0 | 2 | 6 | 8 | 3 | 11 | 6 | 3 | 0 | 0 | 29 |
| 22 | Sparks, Patrick..... | g | 10-16 | 4-9 | 4-4 | 0 | 2 | 2 | 1 | 28 | 3 | 3 | 0 | 5 | 32 |
| 01 | Stockton, Brandon... | | 0-1 | 0-1 | 0-0 | 0 | 0 | 0 | 0 | 0 | 0 | 0 | 0 | 0 | 1 |
| 02 | Moss, Ravi..... | | 0-3 | 0-1 | 0-0 | 0 | 0 | 0 | 2 | 0 | 0 | 0 | 0 | 0 | 11 |
| 03 | Bradley, Ramel..... | | 0-4 | 0-2 | 0-0 | 0 | 2 | 2 | 0 | 0 | 1 | 3 | 0 | 1 | 12 |
| 21 | Alleyne, Shagari.... | | 0-1 | 0-0 | 0-0 | 0 | 1 | 1 | 1 | 0 | 0 | 0 | 0 | 0 | 9 |
| 23 | Thomas, Sheray..... | | 3-4 | 1-2 | 3-4 | 2 | 0 | 2 | 2 | 10 | 0 | 0 | 0 | 0 | 21 |
| 42 | Sims, Rekalin..... | | 0-1 | 0-0 | 0-0 | 0 | 1 | 1 | 0 | 0 | 2 | 0 | 0 | 1 | 4 |
| | TEAM..... | | | | | 3 | 2 | 5 | | | | 1 | | | |
| | Totals..... | | 29-62 | 8-24 | 17-18 | 11 | 23 | 34 | 21 | 83 | 15 | 14 | 1 | 7 | 200 |

TOTAL FG% 1st Half: 12-32 37.5% 2nd Half: 17-30 56.7% Game: 46.8% DEADB
3-Pt. FG% 1st Half: 1-10 10.0% 2nd Half: 7-14 50.0% Game: 33.3% REBS
F Throw % 1st Half: 6-6 100 % 2nd Half: 11-12 91.7% Game: 94.4% 1

HOME TEAM: UCONN 29-3

| ## | Player Name | | TOT-FG FG-FGA | 3-PT FG-FGA | FT-FTA | REBOUNDS OF | DE | TOT | PF | TP | A | TO | BLK | S | MIN |
|---|---|---|---|---|---|---|---|---|---|---|---|---|---|---|---|
| 21 | BOONE, Josh..... | f | 0-3 | 0-0 | 0-2 | 1 | 1 | 2 | 2 | 0 | 0 | 0 | 0 | 1 | 24 |
| 22 | GAY, Rudy..... | f | 7-14 | 0-2 | 5-6 | 0 | 4 | 4 | 3 | 19 | 3 | 2 | 1 | 3 | 35 |
| 11 | ARMSTRONG, Hilton... | c | 4-5 | 0-0 | 2-3 | 3 | 2 | 5 | 4 | 10 | 0 | 1 | 0 | 0 | 21 |
| 05 | WILLIAMS, Marcus.... | g | 6-10 | 0-1 | 8-9 | 0 | 3 | 3 | 4 | 20 | 8 | 3 | 0 | 1 | 30 |
| 33 | BROWN, Denham..... | g | 6-12 | 0-1 | 2-2 | 2 | 5 | 7 | 0 | 14 | 2 | 2 | 0 | 0 | 30 |
| 04 | ADRIEN, Jeff..... | | 2-5 | 0-0 | 3-6 | 1 | 2 | 3 | 2 | 7 | 1 | 1 | 0 | 1 | 20 |
| 24 | AUSTRIE, Craig..... | | 1-2 | 0-0 | 0-0 | 0 | 0 | 0 | 0 | 2 | 0 | 1 | 0 | 0 | 13 |
| 31 | ANDERSON, Rashad.... | | 5-10 | 4-9 | 0-0 | 0 | 2 | 2 | 0 | 14 | 2 | 1 | 0 | 1 | 15 |
| 32 | NELSON, Ed..... | | 0-1 | 0-0 | 1-2 | 3 | 0 | 3 | 1 | 1 | 0 | 1 | 0 | 0 | 12 |
| | TEAM..... | | | | | 3 | 3 | 6 | | | | | | | |
| | Totals..... | | 31-62 | 4-13 | 21-30 | 13 | 22 | 35 | 16 | 87 | 16 | 12 | 1 | 7 | 200 |

TOTAL FG% 1st Half: 17-33 51.5% 2nd Half: 14-29 48.3% Game: 50.0% DEADB
3-Pt. FG% 1st Half: 4-9 44.4% 2nd Half: 0-4 0.0% Game: 30.8% REBS
F Throw % 1st Half: 5-10 50.0% 2nd Half: 16-20 80.0% Game: 70.0% 4

Officials: Dick Cartmell, Terry Wymer, Robert Staffen
Technical fouls: UK-None. UCONN-None.
Attendance:

| Score by Periods | 1st | 2nd | Total |
|---|---|---|---|
| UK..... | 31 | 52 | - 83 |
| UCONN..... | 43 | 44 | - 87 |

Points in the Paint: Wildcats 40, Huskies 38
Second Chance Points: Wildcats 8, Huskies 15
Fast Break Points: Wildcats 17, Huskies 10

Sophomore All-America Rudy Gay scored 19 points and sealed the game with two free throws with 3.3 seconds remaining as top-seeded Connecticut defeated eighth-seeded Kentucky, 87-83, to advance to the Sweet 16 round of the Washington Regional of the 2006 NCAA Championship. Gay and junior point guard Marcus Williams were the catalysts as the Huskies held off a late Kentucky rally. UConn led 81-74 with 1:50 to play after freshman Craig Austrie drove through the Wildcat press for a lay-up. Patrick Sparks, who was outstanding all game for Kentucky, finishing with 19 of his 28 points after intermission, drilled a three-pointer to bring Kentucky to within four. After a UConn shot clock violation, Sheray Thomas made a lay-up to bring the Wildcats within a bucket at 81-79 with 52.5 seconds to play. Williams made both free throws after two Kentucky fouls, sandwiched around a Bobby Perry follow to put UConn ahead 83-79, with 29.4 to play. Perry had another follow hoop, but Gay secured the win with his two charity tosses. Williams led the Huskies with 20 points and eight assists, tallying 16 points in the second half. He made eight of nine free throws, and continued his streak this season of not having a game with less than five assists. Gay finished with 19 points and added four rebounds, three assists and three steals. Three other Huskies scored in double figures as senior Rashad Anderson scored 14 points (all in a frenzied ten-minute stretch of the first half), as did senior Denham Brown. Kentucky started the second half with a flourish, scoring the first seven points of the half to cut the UConn lead to 43-38 with 18:42 to play. The Huskies immediately responded with a 7-2 spurt to get the lead back to ten, 50-40, with 17:08 to go. The lead was back at 13 points, 58-45, with 13:37 to go after a Armstrong jumper, but again the Wildcats would respond. Kentucky scored the next six points, capped by a Sparks lay-up, to make the score 58-51 with 11:16 left in the game. UConn led by 13 points on four different occasions in the first half before settling for a 43-31 lead at the intermission. The Huskies used a 17-4 run to break an 8-8 tie and forge a 25-12 lead with 10:21 left in the half. Anderson was the key to the Husky run, hitting four three-pointers in a span of just over five minutes of play. He finished with 14 points in the half after going scoreless in the first round win over Albany. UConn overcame foul trouble to both big men and held Kentucky to 37.5% from the field, while shooting 51.5% from the field and turning it over only six times in the stanza. The Wildcats twice cut the deficit to six points late in the half, the last time on a Sparks three with 2:55 to go before the break that made the score 35-29 in favor of UConn. The Huskies responded with a 6-0 spurt on two Gay free throws and a pair of buckets by Brown to get the lead back to 12 at 41-29 with just over a minute to play in the half.

Game #31-- NCAA Championship First Round
Friday, March 17, 2006, Wachovia Center, Philadelphia, Pa.

## #1 seed Connecticut 72, #16 seed Albany 59

VISITORS: ALBANY 21-11

| ## | Player Name | | TOT-FG FG-FGA | 3-PT FG-FGA | FT-FTA | REBOUNDS OF | DE | TOT | PF | TP | A | TO | BLK | S | MIN |
|---|---|---|---|---|---|---|---|---|---|---|---|---|---|---|---|
| 04 | Jordan, Lucious..... | f | 5-10 | 2-4 | 0-0 | 1 | 2 | 3 | 2 | 12 | 2 | 2 | 0 | 4 | 34 |
| 34 | Wilson, Brent..... | f | 2-7 | 0-5 | 0-0 | 0 | 0 | 0 | 2 | 4 | 1 | 1 | 0 | 1 | 33 |
| 12 | Zoellner, Kirsten... | c | 5-8 | 0-0 | 2-2 | 2 | 1 | 3 | 3 | 12 | 2 | 0 | 1 | 0 | 37 |
| 21 | Lillis, Brian..... | g | 2-3 | 0-0 | 0-0 | 1 | 3 | 4 | 4 | 4 | 1 | 3 | 0 | 3 | 19 |
| 31 | Wilson, Jamar..... | g | 7-17 | 1-3 | 4-4 | 0 | 4 | 4 | 0 | 19 | 6 | 3 | 0 | 2 | 38 |
| 01 | Siggers, Jason..... | | 2-3 | 1-1 | 0-0 | 0 | 0 | 0 | 2 | 5 | 0 | 2 | 0 | 1 | 16 |
| 11 | Levine, Levi..... | | 0-2 | 0-1 | 0-0 | 0 | 1 | 1 | 1 | 0 | 0 | 0 | 0 | 0 | 13 |
| 14 | Isti, Jon..... | | 1-2 | 0-1 | 1-2 | 0 | 1 | 1 | 0 | 3 | 0 | 1 | 0 | 0 | 7 |
| 23 | Knotts, Jerrad..... | | 0-0 | 0-0 | 0-0 | 0 | 0 | 0 | 0 | 0 | 0 | 0 | 0 | 0 | 1 |
| 54 | Covington, Jimmie... | | 0-0 | 0-0 | 0-0 | 1 | 0 | 1 | 0 | 0 | 0 | 0 | 0 | 0 | 2 |
| | TEAM..... | | | | | 3 | 2 | 5 | | | | | | | |
| | Totals..... | | 24-52 | 4-15 | 7-8 | 8 | 14 | 22 | 14 | 59 | 12 | 12 | 1 | 11 | 200 |

TOTAL FG% 1st Half: 12-29 41.4% 2nd Half: 12-23 52.2% Game: 46.2% DEADB
3-Pt. FG% 1st Half: 2-10 20.0% 2nd Half: 2-5 40.0% Game: 26.7% REBS
F Throw % 1st Half: 4-4 100 % 2nd Half: 3-4 75.0% Game: 87.5% 0

HOME TEAM: UCONN 28-3

| ## | Player Name | | TOT-FG FG-FGA | 3-PT FG-FGA | FT-FTA | REBOUNDS OF | DE | TOT | PF | TP | A | TO | BLK | S | MIN |
|---|---|---|---|---|---|---|---|---|---|---|---|---|---|---|---|
| 21 | BOONE, Josh..... | f | 6-9 | 0-0 | 1-2 | 0 | 2 | 2 | 3 | 13 | 0 | 3 | 0 | 2 | 30 |
| 22 | GAY, Rudy..... | f | 4-5 | 0-0 | 0-0 | 0 | 4 | 4 | 1 | 8 | 0 | 3 | 1 | 1 | 28 |
| 11 | ARMSTRONG, Hilton... | c | 1-3 | 0-0 | 1-3 | 3 | 4 | 7 | 3 | 3 | 1 | 5 | 1 | 0 | 29 |
| 05 | WILLIAMS, Marcus.... | g | 7-11 | 5-7 | 2-2 | 0 | 4 | 4 | 1 | 21 | 8 | 2 | 2 | 1 | 35 |
| 33 | BROWN, Denham..... | g | 5-11 | 3-7 | 4-4 | 1 | 1 | 2 | 0 | 17 | 4 | 0 | 1 | 2 | 33 |
| 04 | ADRIEN, Jeff..... | | 2-2 | 0-0 | 0-0 | 0 | 2 | 2 | 0 | 4 | 1 | 3 | 0 | 0 | 14 |
| 24 | AUSTRIE, Craig..... | | 1-1 | 0-0 | 2-2 | 0 | 1 | 1 | 1 | 4 | 2 | 0 | 0 | 0 | 11 |
| 31 | ANDERSON, Rashad.... | | 0-3 | 0-2 | 0-0 | 0 | 1 | 1 | 0 | 0 | 1 | 0 | 0 | 0 | 15 |
| 32 | NELSON, Ed..... | | 1-1 | 0-0 | 0-0 | 0 | 0 | 0 | 0 | 2 | 0 | 0 | 0 | 0 | 5 |
| | TEAM..... | | | | | 3 | 2 | 5 | | | | | | | |
| | Totals..... | | 27-46 | 8-16 | 10-13 | 7 | 21 | 28 | 9 | 72 | 17 | 16 | 5 | 6 | 200 |

TOTAL FG% 1st Half: 13-20 65.0% 2nd Half: 14-26 53.8% Game: 58.7% DEADB
3-Pt. FG% 1st Half: 2-6 33.3% 2nd Half: 6-10 60.0% Game: 50.0% REBS
F Throw % 1st Half: 3-4 75.0% 2nd Half: 7-9 77.8% Game: 76.9% 1

Officials: Richard Cartmell, Antonio Petty, Robert Staffen
Technical fouls: ALBANY-None. UCONN-None.
Attendance: 19990

| Score by Periods | 1st | 2nd | Total |
|---|---|---|---|
| ALBANY..... | 30 | 29 | - 59 |
| UCONN..... | 31 | 41 | - 72 |

Points in the Paint: Great Danes 38, Huskies 28
Second Chance Points: Great Danes 12, Huskies 11
Fast Break Points: Great Danes 8, Huskies 6

Top-seeded Connecticut used a furious 34-9 rally to end the game, in coming back to defeat an extremely game 16th-seeded Albany squad, 72-59, in the First Round of the 2006 NCAA Championship at the Wachovia Center in Philadelphia on March 17. Albany led for much of the game, and after Connecticut's Rudy Gay hit the second half's first basket, the Great Danes scored the game's next 13 points to lead 43-33 with 14:26 remaining. Albany extended their lead to 12, at 50-38 with 11:34 to go, but Connecticut, led by Marcus Williams and Denham Brown, roared back in the game. Junior Josh Boone started the Huskies off with a short jumper, before Williams and Brown combined to score ten of UConn's next 12 points. The Huskies took their first lead since halftime on Williams straight-away three-pointer with 5:49 to go. Hilton Armstrong made a three-point play (his first points of the game) with 4:56 remaining, and Williams followed with another dagger three and the Huskies had finally secured the win. UConn led by a score of 31-30 at the half, shooting 65 percent from the field to compensate for sloppy ball handling that resulted in 11 turnovers. The Great Danes took advantage of eight Husky turnovers in the first seven minutes and held the lead throughout much of the early going. UConn got on the board first, but Albany responded with a 9-1 run to take a 9-3 lead into the first media timeout. The Huskies responded with a 10-2 run of their own to take the lead back at 13-11 with 10:07 to go in the frame. The remainder of the half was a tight affair, with UConn never leading by more than three points and the Great Danes never jumping out by more than one point. By the time the half ended, it had featured four ties and eight lead changes and the Huskies held the one-point edge. Boone had nine points to lead UConn, while Lucious Jordan and Kirsten Zoellner each had eight to lead Albany, in the opening stanza. The Great Danes were led by Jamar Wilson, who scored 19 points and had six assists.

# ALL-TIME NCAA TOURNAMENT BOX SCORES & RECAPS

**MARCH 18, 2005**
**SYRACUSE REGION FIRST ROUND**
**CONNECTICUT 77, CENTRAL FLORIDA 71**
**DCU CENTER**
**WORCESTER, MA**

Despite giving up a 16 point half time lead, the University of Connecticut men's basketball team was able to fend off a valient effort by Central Florida and advance to the second round of the NCAA tournament by a score of 77-71, Four players scored in double figures for UConn led by sophomore Charlie Villanueva with 22 points and freshman Rudy Gay with 17. Josh Boone also went 4-7 from the field, oming away with 10 points and two blocks. Denham Brown added 11 points and had four assists. The Huskies started the game quickly and held a 15-5 lead with 14:32 left to go as Villanueva scored five of UConn's first 15. The Knights then cut the lead to four points making it 17-13, as the went on a mini 8-2 run. That was as close as the would be for the rest of the first half as UConn opened up a 17 point lead, 42-26 in the closing moment on a Villanueva baseket. UConn eventually led by 16 at halftime -- 47-31. Central Florida did not go away in the second half and stayed with the Huskies the whole way. The knights cut the lead to under double digits with 4:44 to play on a basket by Kingsley Edwards to make it 68-60 Huskies. UConn got the lead back to 10-- 72-62 -- on a Villanueava basket with 2:10 to go. Williams mae a pair of free throws for UConn with 1:45 to play that made it 74-65 UC but Central Florida then scored four of the game's next five points to cut the lead to four with 11 seconds to play -- the closest the Knights could get. The win set up a second round match up with No. 10 seed North Carolina State.

**CENTRAL FLORIDA 71**

| NAME | FGM-A | 3FG-A | FTM-A | R | PF | TP | A | MIN |
|---|---|---|---|---|---|---|---|---|
| J. Peppers | 1-7 | 1-3 | 0-0 | 0 | 5 | 3 | 0 | 21 |
| A. Williams | 1-11 | 0-0 | 2-2 | 4 | 4 | 4 | 1 | 26 |
| W. Bakanowsky | 4-8 | 3-6 | 4-4 | 7 | 4 | 15 | 2 | 37 |
| G. Johnson | 9-18 | 7-14 | 4-4 | 6 | 1 | 29 | 5 | 37 |
| K. Edwards | 3-11 | 0-3 | 4-5 | 2 | 3 | 10 | 5 | 36 |
| T. Lindbeck | 0-1 | 0-1 | 0-0 | 0 | 1 | 0 | 0 | 3 |
| J. Rose | 3-5 | 0-1 | 3-4 | 4 | 1 | 9 | 3 | 25 |
| M. Johnson | 0-0 | 0-0 | 1-2 | 1 | 2 | 1 | 0 | 10 |
| A. Gill | 0-0 | 0-0 | 0-0 | 2 | 0 | 0 | 0 | 5 |
| A. Smidebush | 0-0 | 0-0 | 0-0 | 0 | 0 | 0 | 0 | 0+ |
| **TOTALS** | **21-61** | **11-28** | **18-21** | **26** | **21** | **71** | **16** | **200** |

**CONNECTICUT 77**

| NAME | FGM-A | 3FG-A | FTM-A | R | PF | TP | A | MIN |
|---|---|---|---|---|---|---|---|---|
| C. Villanueva | 9-13 | 2-2 | 2-4 | 7 | 1 | 22 | 2 | 32 |
| R. Gay | 7-11 | 1-1 | 2-2 | 4 | 2 | 17 | 0 | 36 |
| D. Brown | 4-10 | 0-1 | 3-4 | 8 | 1 | 11 | 4 | 29 |
| J. Boone | 4-7 | 0-0 | 2-4 | 4 | 1 | 10 | 3 | 29 |
| M. Williams | 1-7 | 0-2 | 7-10 | 6 | 2 | 9 | 5 | 36 |
| S. Ameziane | 0-0 | 0-0 | 0-0 | 0 | 0 | 0 | 0 | 0+ |
| H. Armstrong | 3-5 | 0-0 | 0-1 | 3 | 2 | 6 | 1 | 12 |
| R. Thompson | 1-1 | 0-0 | 0-0 | 1 | 0 | 2 | 0 | 5 |
| R. Anderson | 0-2 | 0-0 | 0-0 | 1 | 2 | 0 | 2 | 14 |
| E. Nelson | 0-2 | 0-0 | 0-0 | 5 | 2 | 0 | 0 | 7 |
| **TOTALS** | **29-58** | **3-6** | **16-25** | **43** | **13** | **77** | **17** | **200** |

Halftime Score - Connecticut 47 Central Florida 31; Team Rebounds - Connecticut 4, Central Florida 3; Game Officials - Steve Olson, Jamie Luckie, Glenn Mayborg

**MARCH 20, 2005**
**SYRACUSE REGION SECOND ROUND**
**NORTH CAROLINA STATE 65, CONNECTICUT 62**
**DCU CENTER**
**WORCESTER, MA**

Despite a career best 22 points from Marcus Williams, UConn could not stop Julius Hodge in the game's final seconds and fell to the Wolf Pack 65-62. Hodge scored the game's final three points, banking in a shot off the run from the right side with 4.8 seconds remaining and converting a free throw after Ed Nelson was called the for block. Williams threw up a desperation three pointer at the buzzer but coud not get it to fall. Sophomore Charlie Villanueva had yet another double-double, dinishing with 16 points and 12 rebounds. This marks just the third time in Jim Calhoun's 19 years at UConn that his teams could not get past the second round of the tournament. The Huskies are now 23-3 in the first two rounds of the NCAA tournament. UConn finishes their season with a share of the Big East Regular Season Championship with an overall record of 23-8, 12-3 in the Big East.

| NAME | FGM-A | 3FG-A | FTM-A | R | PF | TP | A | MIN |
|---|---|---|---|---|---|---|---|---|
| J. Hodge | 5-10 | 0-1 | 7-7 | 3 | 3 | 17 | 6 | 39 |
| A. Brackman | 1-6 | 1-2 | 7-8 | 3 | 3 | 10 | 3 | 34 |
| I. Evtimov | 4-12 | 2-5 | 1-2 | 5 | 5 | 11 | 1 | 33 |
| C. Bennerman | 6-11 | 3-5 | 0-0 | 4 | 3 | 15 | 1 | 37 |
| E. Atsur | 2-5 | 2-3 | 0-0 | 5 | 3 | 6 | 2 | 38 |
| G. Grant | 0-1 | 0-1 | 0-0 | 2 | 0 | 0 | 0 | 6 |
| L. Watkins | 0-1 | 0-1 | 0-0 | 0 | 0 | 0 | 0 | 4 |
| J. Collins | 2-4 | 2-2 | 0-0 | 0 | 0 | 6 | 0 | 7 |
| C. Simmons | 0-0 | 0-0 | 0-0 | 0 | 1 | 0 | 0 | 2 |
| **TOTALS** | | **20-50** | **10-2015-17** | **26** | **18** | **65** | **13** | **200** |

**CONNECTICUT 62**

| NAME | FGM-A | 3FG-A | FTM-A | R | PF | TP | A | MIN |
|---|---|---|---|---|---|---|---|---|
| C. Villanueva | 6-12 | 1-2 | 3-3 | 12 | 3 | 16 | 3 | 29 |
| R. Gay | 1-5 | 0-0 | 2-4 | 3 | 3 | 4 | 0 | 25 |
| D. Brown | 0-3 | 0-3 | 0-0 | 1 | 1 | 0 | 0 | 18 |
| J. Boone | 3-4 | 0-0 | 0-0 | 4 | 2 | 6 | 4 | 32 |
| M. Williams | 7-15 | 0-2 | 8-8 | 4 | 1 | 22 | 4 | 39 |
| S. Ameziane | 0-1 | 0-1 | 0-0 | 0 | 0 | 0 | 0 | 1 |
| H. Armstrong | 0-0 | 0-0 | 0-0 | 0 | 0 | 0 | 0 | 5 |
| R. Thompson | 0-1 | 0-1 | 0-0 | 0 | 0 | 0 | 1 | 13 |
| R. Anderson | 2-8 | 1-5 | 0-0 | 3 | 3 | 5 | 0 | 25 |
| E. Nelson | 3-3 | 0-0 | 3-3 | 3 | 3 | 9 | 0 | 13 |
| **TOTALS** | | **22-52** | **2-1416-18** | **31** | **16** | **62** | **9** | **200** |

Halftime Score - Connecticut 29, NC State 25; Team Rebounds - Connecticut 1, NC State 4; Game Officials - Curtis Shaw, Ed Hightower, Steve Olson/Jamie Luckie

**MARCH 18, 2004**
**WEST REGION FIRST ROUND**
**CONNECTICUT 70, VERMONT 53**
**HSBC ARENA**
**BUFFALO, NY**

Sophomore guard Rashad Anderson scored 18 of his game-high 22 points in the first half and connected for a career-high six three-point field goals – again all in the first half – as the second-seeded University of Connecticut men's basketball team defeated 15th-seeded Vermont by a 70-53 score at HSBC Arena in the first round of the Phoenix Regional of the 2004 NCAA Championship.Vermont, the America East Conference champion, got out to a quick start on the Huskies and scored the first seven points of the game. Anderson kept the Huskies in the game as he scored two three-point field goals in the first five minutes of the contest to make it 7-6, Catamounts. UConn eventually took the lead for good on another Anderson three-pointer with 11:05 to go in the half that made it 17-15, Huskies. Anderson's six treys set a UConn school-record for three-pointers made in an NCAA Tournament contest. Anderson connected on three more treys in the first half and the Huskies led at the intermission by a 37-27 count. UConn led by double digits the entire second half and opened up a 16-point lead, 49-33, with 13:49 left to play. Vermont cut the gap to 51-41 with 11:22 left to play but could get no closer. Three other Husky players joined Anderson in double figures as junior center Emeka Okafor had 15 points and 14 rebounds while senior guard Taliek Brown and junior guard Ben Gordon each added 14. With 4:12 to go in the game, Brown became the 36th player in Husky history to score 1,000 career points.

**VERMONT 53**

| NAME | FGM-A | 3FG-A | FTM-A | R | PF | TP | A | MIN |
|---|---|---|---|---|---|---|---|---|
| T. Coppenrath | 3-17 | 2-9 | 4-6 | 2 | 3 | 12 | 1 | 38 |
| G. Njila | 2-3 | 0-0 | 0-0 | 8 | 3 | 4 | 2 | 23 |
| S. Jones | 1-3 | 0-0 | 0-0 | 5 | 3 | 2 | 1 | 16 |
| T.J. Sorrentine | 7-18 | 5-12 | 0-0 | 3 | 3 | 19 | 3 | 40 |
| D. Hehn | 1-3 | 1-3 | 0-0 | 4 | 1 | 3 | 3 | 36 |
| J. Phelan | 0-0 | 0-0 | 0-0 | 0 | 0 | 0 | 0 | 1 |
| M. Klimes | 0-1 | 0-0 | 0-0 | 0 | 5 | 0 | 0 | 8 |
| M. Goia | 0-0 | 0-0 | 0-0 | 0 | 0 | 0 | 0 | 1 |
| A. Jensen | 1-5 | 1-4 | 0-0 | 2 | 0 | 3 | 0 | 14 |
| C. Sullivan | 1-4 | 1-3 | 0-0 | 0 | 1 | 3 | 0 | 6 |
| M. Hanson | 3-3 | 1-1 | 0-0 | 1 | 0 | 7 | 0 | 9 |
| M. Sheftic | 0-3 | 0-0 | 0-0 | 1 | 0 | 0 | 0 | 8 |
| **TOTALS** | **19-60** | **11-32** | **4-6** | **29** | **19** | **53** | **10** | **200** |

**CONNECTICUT 70**

| NAME | FGM-A | 3FG-A | FTM-A | R | PF | TP | A | MIN |
|---|---|---|---|---|---|---|---|---|
| J. Boone | 0-0 | 0-0 | 0-0 | 2 | 2 | 0 | 0 | 16 |
| R. Anderson | 7-11 | 6-9 | 2-5 | 3 | 0 | 22 | 0 | 32 |
| E. Okafor | 6-10 | 0-0 | 3-6 | 14 | 3 | 15 | 3 | 37 |
| B. Gordon | 5-17 | 0-4 | 4-4 | 8 | 1 | 14 | 4 | 40 |
| T. Brown | 6-8 | 0-0 | 2-4 | 7 | 2 | 14 | 7 | 39 |
| C. Villanueva | 0-2 | 0-0 | 1-2 | 3 | 0 | 1 | 0 | 13 |
| H. Armstrong | 2-2 | 0-0 | 0-0 | 1 | 0 | 4 | 0 | 13 |
| S. Tooles | 0-0 | 0-0 | 0-0 | 1 | 0 | 0 | 0 | 2 |
| D. Brown | 0-2 | 0-1 | 0-2 | 0 | 0 | 0 | 0 | 8 |
| **TOTALS** | **26-52** | **6-14** | **12-23** | **42** | **8** | **70** | **14** | **200** |

Halftime Score - Connecticut 37, Vermont 27; Team Rebounds - Connecticut 3, Vermont 3; Game Officials - Larry Rose, Bert Smith, Carlos Villanueva-Reyes.

**MARCH 20, 2004**
**WEST REGION SECOND ROUND**
**CONNECTICUT 72, DePAUL 55**
**HSBC ARENA**
**BUFFALO, NY**

Juniors Emeka Okafor and Ben Gordon led four players in double-figures as the Connecticut men's basketball team advanced to the Sweet 16 of the 2004 NCAA Championship with a 72-55 romp over DePaul in the Second Round at the HSBC Arena in Buffalo, NY. Okafor notched his 22nd double-double of the season and 51st of his career scoring 10 points and grabbing down 12 rebounds. His 12 boards also propelled him to become UConn's all-time leader in NCAA Tournament play with 99 rebounds in nine games. Gordon scored 18 points on 3-of-7 shooting from three-point range and was 7-for-8 from the free throw line. DePaul missed its eight first shots of the game allowing UConn to jump out to an early 11-0 lead sparked by five points from Taliek Brown. Connecticut held a lead as large as 23 points (35-12) in the late goings of the half, but late in the stanza the Blue Demons went on an 8-0 run to bring the score as close as 35-20. Connecticut went on to score the next four points and headed into halftime with a 39-20 advantage. In the first half, the Blue Demons shot only 27 percent from the field on 9-for-33 shooting, while Connecticut was 43 percent on 15-for-35 shooting. UConn's Denham Brown had a productive first half of play scoring nine points on 3-for-3 shooting in only 11 minutes played. The 20 points UConn held DePaul to in the first half was the least points scored by an opponent against the Huskies in NCAA Tournament action since March 11, 1967 when Boston College held a 14-13 edge. Denham Brown scored 12 points and made four of his six attempts from the free throw line. Taliek Brown finished with 13 points and four rebounds for the Huskies.

**DePAUL 55**

| NAME | FGM-A | 3FG-A | FTM-A | R | PF | TP | A | MIN |
|---|---|---|---|---|---|---|---|---|
| D. Holland | 4-11 | 1-3 | 3-4 | 3 | 3 | 12 | 1 | 25 |
| Q. Greer | 4-13 | 0-0 | 4-5 | 9 | 2 | 12 | 1 | 33 |
| A. Brown | 5-11 | 0-0 | 1-2 | 3 | 3 | 11 | 0 | 28 |
| S. Mejia | 0-5 | 0-2 | 0-0 | 4 | 1 | 0 | 6 | 31 |
| D. Diener | 5-11 | 3-7 | 2-2 | 10 | 3 | 15 | 1 | 39 |
| L. Seals | 0-0 | 0-0 | 0-0 | 2 | 4 | 0 | 2 | 12 |
| C. Exilus | 2-4 | 1-3 | 0-0 | 0 | 4 | 5 | 0 | 13 |
| M. Heard | 0-1 | 0-0 | 0-0 | 0 | 0 | 0 | 1 | 2 |
| L. Thompson | 0-2 | 0-0 | 0-0 | 1 | 0 | 0 | 0 | 6 |
| M. Brumfield | 0-1 | 0-0 | 0-0 | 1 | 0 | 0 | 0 | 11 |
| **TOTALS** | **20-59** | **5-15** | **10-13** | **35** | **20** | **55** | **12** | **200** |

**CONNECTICUT 72**

| NAME | FGM-A | 3FG-A | FTM-A | R | PF | TP | A | MIN |
|---|---|---|---|---|---|---|---|---|
| J. Boone | 3-6 | 0-0 | 0-2 | 8 | 1 | 6 | 1 | 24 |
| R. Anderson | 3-8 | 1-5 | 0-0 | 2 | 2 | 7 | 2 | 21 |
| E. Okafor | 4-8 | 0-0 | 2-2 | 12 | 3 | 10 | 2 | 32 |
| B. Gordon | 4-13 | 3-7 | 7-8 | 2 | 1 | 18 | 4 | 38 |
| T. Brown | 5-11 | 0-0 | 1-3 | 6 | 2 | 11 | 4 | 36 |
| C. Villanueva | 2-3 | 1-2 | 0-0 | 4 | 4 | 5 | 1 | 16 |
| H. Armstrong | 1-3 | 0-1 | 1-2 | 2 | 2 | 3 | 0 | 7 |
| S. Tooles | 0-0 | 0-0 | 0-0 | 0 | 0 | 0 | 0 | 1 |
| D. Brown | 4-8 | 0-1 | 4-6 | 5 | 0 | 12 | 1 | 25 |
| **TOTALS** | **26-60** | **5-16** | **15-23** | **44** | **15** | **72** | **15** | **200** |

Halftime Score - Connecticut 39, DePaul 20; Team Rebounds - Connecticut 3, DePaul 2; Attendance - 18,686; Game Officials - Steve Welmer, Larry Rose, Mike Scyphers.

**MARCH 25, 2004**
**WEST REGION SEMIFINAL**
**CONNECTICUT 73, VANDERBILT 53**
**AMERICA WEST ARENA**
**PHOENIX, AZ**

Junior guard Ben Gordon scored a game-high 20 points and three other Huskies scored in double-figures as the No. 2 seed University of Connecticut men's basketball team trounced Vanderbilt 73-53 in Regional Semifinal action of the NCAA Division I Men's Basketball Championship in Phoenix, Ariz. The Husky defense neutralized Vanderbilt's all-time leading scorer Matt Freije in the first half as the senior forward scored only three points on 1-for-9 shooting including 0-for-4 from behind the arc, and the Huskies built a commanding 45-27 lead at the half. However, the Commodores would not lie down and mounted an 18-7 run, which drew the Commodores to within seven, 52-45, with 12:00 minutes remaining in regulation. Sophomore wing Rashad Anderson answered with a back-breaking 3-pointer just ten seconds later to spark a decisive 8-0 Husky run and Vandy was unable to threaten again. Gordon was one rebound shy of a double-double and also dished out four assists in the victory. Junior All-American Emeka Okafor dropped in 12 points and snared 10 boards for the 23rd double-double of the season and 52nd of his illustrious career. Senior point guard Taliek Brown continued his strong play in the tournament with a 12-point, four-rebound performance. Anderson was a catalyst to the Husky offense once again, as he scored 15 points on 5-of-11 shooting. In a 1:40 second span midway through the first half, Anderson scored eight points as UConn began to distance itself from Vanderbilt. The Huskies led 8-7 with 15:00 remaining in the first half, but charged out to a 25-8 lead at the 9:20 mark on the strength of a 17-1 run. UConn took its largest lead of the half, 45-23, with :50 remaining on a pair of Gordon free throws.

**VANDERBILT 53**

| NAME | FGM-A | 3FG-A | FTM-A | R | PF | TP | A | MIN |
|---|---|---|---|---|---|---|---|---|
| M. Freije | 3-18 | 0-6 | 2-4 | 4 | 1 | 8 | 1 | 33 |
| D. Przbyszews | 3-7 | 2-4 | 0-0 | 3 | 1 | 8 | 1 | 24 |
| R. Lakey | 1-5 | 0-2 | 0-0 | 1 | 3 | 2 | 1 | 25 |
| C. Smith | 4-9 | 3-6 | 1-2 | 0 | 1 | 12 | 0 | 29 |
| M. Moore | 4-9 | 2-4 | 2-2 | 1 | 1 | 12 | 1 | 33 |
| J. Holwerda | 1-1 | 0-0 | 0-0 | 0 | 1 | 2 | 0 | 5 |
| A. Payton | 2-2 | 0-0 | 0-0 | 1 | 1 | 4 | 1 | 12 |
| D. Cage | 0-1 | 0-1 | 0-0 | 0 | 0 | 0 | 0 | 2 |
| S. Hundley | 1-1 | 1-1 | 0-0 | 1 | 0 | 3 | 2 | 14 |
| J. Terrell | 1-2 | 0-0 | 0-0 | 6 | 4 | 2 | 4 | 19 |
| T. Skuchas | 0-2 | 0-0 | 0-0 | 0 | 1 | 0 | 0 | 4 |
| **TOTALS** | **20-57** | **8-24** | **5-8** | **21** | **14** | **53** | **11** | **200** |

**CONNECTICUT 73**

| NAME | FGM-A | 3FG-A | FTM-A | R | PF | TP | A | MIN |
|---|---|---|---|---|---|---|---|---|
| J. Boone | 4-6 | 0-0 | 0-0 | 4 | 2 | 8 | 0 | 28 |
| R. Anderson | 5-11 | 3-8 | 2-2 | 6 | 0 | 15 | 3 | 34 |
| E. Okafor | 4-7 | 0-0 | 4-6 | 11 | 3 | 12 | 0 | 32 |
| B. Gordon | 7-16 | 3-9 | 3-3 | 9 | 1 | 20 | 5 | 39 |
| T. Brown | 4-7 | 0-0 | 4-4 | 5 | 0 | 12 | 5 | 36 |
| C. Villanueva | 2-3 | 0-0 | 0-0 | 2 | 2 | 4 | 0 | 11 |
| H. Armstrong | 1-1 | 0-0 | 0-0 | 3 | 1 | 2 | 1 | 13 |
| D. Brown | 0-0 | 0-0 | 0-0 | 1 | 1 | 0 | 0 | 7 |
| **TOTALS** | | **27-516-17** | **13-15** | **44** | **10** | **73** | **14** | **200** |

Halftime Score - Connecticut 45, Vanderbilt 27; Team Rebounds - Vanderbilt 4, Connecticut 3; Game Officials - Ted Hillary, MIke Sanzere, Reginald Cofer.

**Josh Boone held All-American Matt Freije to 3-of-18 shooting and added eight points in the Sweet 16 win over Vanderbilt.**

# ALL-TIME NCAA TOURNAMENT BOX SCORES & RECAPS

**MARCH 27, 2004**
**WEST REGIONAL FINAL**
**CONNECTICUT 87, ALABAMA 71**
**AMERICA WEST ARENA**
**PHOENIX, AZ**

Regional Most Valuable Player Ben Gordon scored 36 points and sophomore guard Rashad Anderson added a career-high 28 as the University of Connecticut men's basketball team defeated Alabama by an 87-71 score in the final of the Phoenix Regional in the 2004 NCAA Championship as the Huskies advanced to the Final Four in San Antonio. Gordon was named to the all-regional team along with Anderson and junior center Emeka Okafor. That team was rounded out by the Alabama duo of Chuck Davis and Kennedy Winston. Anderson was six-of-nine from three-point field goal range in the game as his six treys – five of them in the first half – were a career high. Gordon was four-of-seven from three-point range and tied the UConn career record for three-pointers made, which is currently held by Chris Smith with 242 (1989-92). The first six minutes of the game were evenly played as UConn, the second seed in the region, led by a 10-8 score with 14:04 left to go on a Gordon three-pointer. The Huskies opened up their first double-digit lead of the contest on an Anderson three-pointer that made it 23-13 UConn with 11:27 left in the half. Alabama was the eighth seed in the Phoenix region. UConn dominated the rest of the first half as the Huskies closed with a 15-2 run that made it 53-29 Huskies at halftime – its largest lead of the game at that time. The 53 points were the most that the Crimson Tide had surrendered in a first half all season. Alabama could not put a run together in the second half as UConn led by as many as 25 points in the second stanza.

**ALABAMA 71**

| NAME | FGM-A | 3FG-A | FTM-A | R | PF | TP | A | MIN |
|---|---|---|---|---|---|---|---|---|
| K. Winston | 8-17 | 1-3 | 4-5 | 4 | 4 | 21 | 4 | 36 |
| J. Davidson | 1-3 | 0-0 | 0-0 | 2 | 4 | 2 | 0 | 13 |
| C. Davis | 8-14 | 0-0 | 8-9 | 9 | 2 | 24 | 2 | 40 |
| E. Shelton | 3-11 | 2-8 | 2-2 | 4 | 4 | 10 | 3 | 34 |
| A. Pettway | 0-2 | 0-2 | 1-2 | 5 | 3 | 1 | 4 | 37 |
| E. Thomas | 4-7 | 3-5 | 0-0 | 3 | 4 | 11 | 0 | 19 |
| E. Brock | 1-5 | 0-0 | 0-0 | 4 | 1 | 2 | 0 | 14 |
| D. Smith | 0-1 | 0-1 | 0-0 | 0 | 1 | 0 | 1 | 7 |
| **TOTALS** | **25-60** | **6-19** | **15-18** | **33** | **23** | **71** | **14** | **200** |

**CONNECTICUT 87**

| NAME | FGM-A | 3FG-A | FTM-A | R | PF | TP | A | MIN |
|---|---|---|---|---|---|---|---|---|
| J. Boone | 2-4 | 0-0 | 2-9 | 5 | 3 | 6 | 0 | 24 |
| R. Anderson | 9-20 | 6-9 | 4-4 | 7 | 1 | 28 | 2 | 37 |
| E. Okafor | 1-5 | 0-0 | 0-1 | 9 | 2 | 2 | 2 | 19 |
| B. Gordon | 11-19 | 4-7 | 10-11 | 2 | 2 | 36 | 2 | 39 |
| T. Brown | 1-3 | 0-0 | 1-2 | 4 | 2 | 3 | 10 | 39 |
| C. Villanueva | 4-6 | 0-1 | 0-0 | 8 | 4 | 8 | 0 | 24 |
| H. Armstrong | 1-2 | 0-0 | 0-0 | 2 | 1 | 2 | 1 | 8 |
| S. Tooles | 0-0 | 0-0 | 0-0 | 0 | 1 | 0 | 0 | 2 |
| D. Brown | 0-1 | 0-0 | 2-2 | 1 | 2 | 2 | 0 | 8 |
| **TOTALS** | **29-60** | **10-17** | **19-29** | **40** | **18** | **87** | **17** | **200** |

Halftime Score - Connecticut 53, Alabama 29; Team Rebounds - Connecticut 2, Alabama 2; Attendance - 17,889; Game Officials - David Hall, Randy McCall, Mike Wood.

**APRIL 3, 2004**
**NATIONAL SEMIFINAL**
**CONNECTICUT 79, DUKE 78**
**ALAMO DOME**
**SAN ANTONIO, TX**

Junior All-America Emeka Okafor scored all 18 of his points after halftime and scored five points in a decisive 12-0 run late in the game to propel the University of Connecticut to a 79-78 victory over Duke in the 2004 NCAA national semifinals before a crowd of 44,417 at the Alamodome. The Huskies trailed 75-67, with 3:28 to play after Duke's Chris Duhon made a pair of free throws and continued to trail by eight as Okafor missed the front end of a one-and-one with 3:15 left to play. UConn then began their game-winning streak as sophomore guard Rashad Anderson made a three-pointer with 2:40 left to play. On Connecticut's next possession, Duhon fouled Gordon, and Gordon responded by connecting on both free throws, to make it 75-72 Duke with 2:07 to go. Okafor then scored five of the Huskies' final seven points of the game including a short jumper with 1:18 to play and then a lay-up with 26.2 seconds to play giving UConn it's first lead since midway through the first half. Anderson made two free throws with 11.6 seconds to play, and Okafor iced the win with one of two free throws with 3.2 seconds to play. Anderson finished with 14 points and freshman power forward Josh Boone scored nine points and yanked down a game-high 14 rebounds. The Huskies, who had won their first four tournament games by an average of 17.5 points per contest, again stormed out of the gates quickly. UConn led 15-4 six minutes into the game as freshman forward Charlie Villaneuva hit a three-pointer with 15:11 to go and a layup with 14:05 to go to give UConn its biggest lead.

**CONNECTICUT 79**

| NAME | FGM-A | 3FG-A | FTM-A | R | PF | TP | A | MIN |
|---|---|---|---|---|---|---|---|---|
| J. Boone | 3-6 | 0-0 | 3-5 | 14 | 2 | 9 | 1 | 35 |
| R. Anderson | 3-5 | 3-5 | 5-5 | 3 | 4 | 14 | 1 | 30 |
| E. Okafor | 7-9 | 0-0 | 4-7 | 7 | 3 | 18 | 1 | 22 |
| B. Gordon | 5-12 | 1-3 | 7-8 | 3 | 4 | 18 | 2 | 38 |
| T. Brown | 2-8 | 0-0 | 0-0 | 3 | 3 | 4 | 3 | 35 |
| C. Villanueva | 3-8 | 1-2 | 1-2 | 6 | 1 | 8 | 0 | 14 |
| H. Armstrong | 0-0 | 0-0 | 0-1 | 5 | 2 | 0 | 1 | 9 |
| S. Tooles | 0-0 | 0-0 | 0-2 | 1 | 0 | 0 | 0 | 1 |
| D. Brown | 3-4 | 1-1 | 1-2 | 1 | 1 | 8 | 0 | 16 |
| **TOTALS** | **26-52** | **6-11** | **21-32** | **44** | **20** | **79** | **9** | **200** |

**DUKE 78**

| NAME | FGM-A | 3FG-A | FTM-A | R | PF | TP | A | MIN |
|---|---|---|---|---|---|---|---|---|
| L. Deng | 7-15 | 1-4 | 1-3 | 12 | 1 | 16 | 2 | 39 |
| S. Williams | 1-9 | 0-0 | 2-4 | 6 | 5 | 4 | 0 | 19 |
| J.J. Redick | 4-12 | 3-9 | 4-4 | 4 | 1 | 15 | 1 | 38 |
| D. Ewing | 4-12 | 1-2 | 2-3 | 1 | 3 | 11 | 1 | 27 |
| C. Duhon | 5-13 | 1-6 | 4-6 | 3 | 3 | 15 | 6 | 40 |
| N. Horvath | 1-1 | 0-0 | 0-0 | 2 | 5 | 2 | 0 | 8 |
| L. Melchionni | 0-0 | 0-0 | 0-0 | 0 | 0 | 0 | 0 | 0 |
| S. Dockery | 1-3 | 0-1 | 0-0 | 2 | 1 | 2 | 1 | 15 |
| S. Randolph | 6-6 | 0-0 | 1-3 | 6 | 5 | 13 | 0 | 14 |
| **TOTALS** | **29-71** | **6-22** | **14-23** | **37** | **24** | **78** | **11** | **200** |

Halftime Score - Duke 41, Connecticut 34; Team Rebounds - Duke 1, Connecticut 1; Attendance - 44,417; Game Officials - David Hall, Olandis Poole, Ted Hillary.

**Rashad Anderson hit six three-pointers in the Elite Eight win over Alabama.**

**Taliek Brown's 10 assists paced the Husky rout of Alabama in the Elite Eight.**

**Ben Gordon scored 21 points in the NCAA Title game win over Georgia Tech and made the Final Four All-Tournament team.**

**APRIL 5, 2004**
**NATIONAL FINAL**
**CONNECTICUT 82, GEORGIA TECH 73**
**ALAMO DOME**
**SAN ANTONIO, TX**

Junior Emeka Okafor scored 24 points and junior guard Ben Gordon added 21 as the University of Connecticut won its second NCAA championship in men's basketball with an 82-73 victory over Georgia Tech before a crowd of 44,468 at the Alamodome.Okafor, named the Final Four's Most Outstanding Player, was dominant inside against the Yellow Jackets making 10 of 17 field goal attempts and yanking 15 rebounds. He was joined on the 2004 NCAA Final Four team by teammates Gordon and sophomore guard Rashad Anderson and by Georgia Tech's Luke Schenscher and Will Bynum. The Huskies steadily built their lead throughout the first half -- outscoring Georgia Tech, 30-14, over the half's final 13 minutes. UConn was able to increase its 41-26 halftime lead to as many as 25, at 58-33, during the second half. UConn continued its pattern of jumping out to quick leads throughout the 2004 NCAA Tournament, leading 9-4 as Anderson and Gordon hit three-pointers just 3:35 into the contest, but Georgia Tech inched back to take their only lead of the game of 12-11 with 13:41 to play before intermission on a basket by Clarence Moore. Okafor scored to give UConn the lead right back less than a minute later and the Huskies never trailed again. Since the NCAA tournament bracket expanded to 64 teams in 1985, Connecticut becomes just the third school – joining Kentucky and Duke – to win multiple championships. The victory gives UConn head coach Jim Calhoun a 35-14 record all-time in NCAA tournament games – including a 32-9 record at UConn.

**GEORGIA TECH 73**

| NAME | FGM-A | 3FG-A | FTM-A | R | PF | TP | A | MIN |
|---|---|---|---|---|---|---|---|---|
| M. Lewis | 3-9 | 0-5 | 0-0 | 1 | 3 | 6 | 1 | 23 |
| A. McHenry | 1-3 | 1-1 | 0-0 | 4 | 4 | 3 | 0 | 20 |
| L. Schenscher | 4-7 | 0-0 | 1-2 | 11 | 2 | 9 | 0 | 28 |
| B.J. Elder | 4-15 | 3-8 | 3-4 | 4 | 4 | 14 | 0 | 28 |
| J. Jack | 1-8 | 0-1 | 5-6 | 4 | 3 | 7 | 3 | 26 |
| I. Muhammad | 5-12 | 0-0 | 0-0 | 5 | 3 | 10 | 0 | 16 |
| W. Bynum | 6-11 | 3-6 | 2-6 | 2 | 4 | 17 | 5 | 23 |
| R. Brooks | 0-0 | 0-0 | 0-0 | 0 | 0 | 0 | 0 | 1 |
| C. Moore | 3-5 | 0-1 | 1-3 | 10 | 2 | 7 | 0 | 24 |
| T. Tarver | 0-1 | 0-0 | 0-0 | 2 | 1 | 0 | 0 | 11 |
| **TOTALS** | **27-71** | **7-22** | **12-21** | **43** | **26** | **73** | **9** | **200** |

**CONNECTICUT 82**

| NAME | FGM-A | 3FG-A | FTM-A | R | PF | TP | A | MIN |
|---|---|---|---|---|---|---|---|---|
| J. Boone | 4-6 | 0-0 | 1-4 | 6 | 2 | 9 | 1 | 29 |
| R. Anderson | 5-10 | 2-7 | 6-8 | 6 | 1 | 18 | 1 | 31 |
| E. Okafor | 10-17 | 0-0 | 4-8 | 15 | 3 | 24 | 1 | 38 |
| B. Gordon | 5-17 | 3-8 | 8-9 | 2 | 4 | 21 | 2 | 30 |
| T. Brown | 2-6 | 0-0 | 5-8 | 6 | 3 | 9 | 4 | 37 |
| C. Villanueva | 0-0 | 0-0 | 0-0 | 1 | 1 | 0 | 1 | 7 |
| H. Armstrong | 0-1 | 0-0 | 1-2 | 6 | 1 | 1 | 0 | 7 |
| S. Tooles | 0-0 | 0-0 | 0-0 | 0 | 0 | 0 | 0 | 2 |
| D. Brown | 0-4 | 0-2 | 0-0 | 6 | 3 | 0 | 0 | 19 |
| **TOTALS** | **26-61** | **5-17** | **25-39** | **50** | **18** | **82** | **10** | **200** |

Halftime Score - Connecticut 41, Georgia Tech 26; Team Rebounds - Connecticut 2, Georgia Tech 0; Attendance - 44,468 Game Officials - Dick Cartmell, Verne Harris, Randy McCall.

**NCAA Final Four MVP Emeka Okafor hit this basket to give UConn the lead for good in the National Semifinal win over Duke. Okafor scored 18 points vs. the Blue Devils, all in the second half, and followed that up with 24 points in the title game win over Georgia Tech.**

# ALL-TIME NCAA TOURNAMENT BOX SCORES & RECAPS

**MARCH 20, 2003**
**SOUTH REGION FIRST ROUND**
**CONNECTICUT 58, BRIGHAM YOUNG 53**
**SPOKANE ARENA**
**SPOKANE, WA**

The victory improves Head Coach Jim Calhoun's record in NCAA first round games to a remarkable 11-0 at UConn and enhances Connecticut's record to 22-9 on the year while BYU finishes the season at 23-9. With the game tied, 26-26, at the half, UConn looked to put BYU away early in the second half. The Huskies scored the first four points of the second half and mounted a 20-6 run capped off by a Ben Gordon three-pointer at the 11:50 mark to take their largest lead of the game at 46-32. The Cougars answered the bell as they held UConn scoreless for the next 4:30 and put-together a 9-0 run to shrink the Husky lead to five at 46-41. BYU stepped up the defensive intensity, holding the Huskies without a field goal for 10:43 and crept to within two points, 50-48, with 2:16 left in the contest. Gordon broke the drought with a floater in the lane at the 1:07 mark to put the Huskies up six, and UConn was able to hold on with solid free-throw shooting in the second half making 14-of-18 attempts in the final period. UConn enjoyed an excellent defensive stretch, limiting the Cougars to ten points in the final 8:04 of the first half and the first 3:45 of the second half. UConn's overall defensive effort was decisive, holding BYU to just 11.8% shooting from beyond the arc (2-for-17) and 31.3% for the game (20-for-64).

**BRIGHAM YOUNG 53**

| NAME | FGM-A | 3FG-A | FTM-A | R | PF | TP | A | MIN |
|---|---|---|---|---|---|---|---|---|
| M. Bigelow | 4-15 | 1-7 | 3-4 | 5 | 2 | 12 | 3 | 36 |
| J. Shott | 3-4 | 0-0 | 0-0 | 5 | 5 | 6 | 0 | 22 |
| R. Araujo | 2-11 | 0-1 | 2-2 | 8 | 4 | 6 | 2 | 32 |
| T. Hansen | 8-21 | 0-3 | 5-5 | 6 | 3 | 21 | 2 | 36 |
| K. Woodberry | 2-7 | 1-4 | 0-0 | 4 | 2 | 5 | 4 | 32 |
| L. Lemes | 0-1 | 0-0 | 0-0 | 1 | 1 | 0 | 0 | 7 |
| T. Nashit | 0-1 | 0-1 | 0-0 | 0 | 1 | 0 | 0 | 8 |
| R. Bower | 0-1 | 0-1 | 1-2 | 2 | 1 | 1 | 0 | 4 |
| D. Howard | 0-0 | 0-0 | 0-0 | 1 | 1 | 0 | 0 | 6 |
| J. Jensen | 1-3 | 0-0 | 0-0 | 3 | 2 | 2 | 0 | 17 |
| **TOTALS** | **20-64** | **2-17** | **11-13** | **41** | **22** | **53** | **11** | **200** |

**CONNECTICUT 58**

| NAME | FGM-A | 3FG-A | FTM-A | R | PF | TP | A | MIN |
|---|---|---|---|---|---|---|---|---|
| H. Armstrong | 0-0 | 0-0 | 0-0 | 1 | 1 | 0 | 0 | 4 |
| D. Brown | 3-6 | 1-4 | 0-0 | 3 | 3 | 7 | 0 | 20 |
| E. Okafor | 8-13 | 0-0 | 4-5 | 8 | 1 | 20 | 0 | 36 |
| B. Gordon | 4-12 | 2-5 | 4-5 | 1 | 3 | 14 | 2 | 33 |
| T. Brown | 0-7 | 0-0 | 6-10 | 6 | 3 | 6 | 3 | 31 |
| J. Brown | 0-0 | 0-0 | 0-0 | 0 | 0 | 0 | 0 | 1 |
| M. White | 1-3 | 0-0 | 6-7 | 9 | 2 | 8 | 0 | 28 |
| M. Hayes | 0-1 | 0-0 | 0-0 | 3 | 1 | 0 | 1 | 10 |
| S. Tooles | 0-1 | 0-0 | 0-0 | 0 | 0 | 0 | 0 | 2 |
| R. Anderson | 1-5 | 1-3 | 0-0 | 3 | 1 | 3 | 0 | 16 |
| T. Robertson | 0-4 | 0-2 | 0-0 | 4 | 1 | 0 | 2 | 19 |
| **TOTALS** | **17-52** | **4-14** | **20-27** | **41** | **16** | **58** | **8** | **200** |

Halftime Score - Connecticut 26, BYU 26; Team Rebounds - BYU 6, Connecticut 3; Attendance - 11,284; Game Officials - Tom O'Neill, Art McDonald, Joe DeMayo.

**MARCH 22, 2003**
**SOUTH REGION SECOND ROUND**
**CONNECTICUT 85, STANFORD 74**
**SPOKANE ARENA**
**SPOKANE, WA**

With the triumph, UConn advances to the Sweet 16 for the ninth time in eleven NCAA Tournament appearances under Head Coach Jim Calhoun and improves to 23-9 on the season while Stanford finishes its season at 24-9. Stanford led at halftime by a 44-40 count and the Huskies took the lead for the first time in the second half when Ben Gordon connected on a three pointer with 16:56 left to play, making it, 49-47, Huskies. Stanford then opened up a three point lead on two different occasions, but the Huskies took the lead for good, 58-56, on Emeka Okafor's jumper with 13:25 remaining. The Huskies played particularly well when Okafor went to the bench with his fourth personal foul with 6:05 left in the contest. The Huskies led by six when Okafor was whistled for his fourth, and increased that lead for the rest of the game. Joining Okafor and Gordon in double-figures for UConn were a pair of guards that came off the bench-Tony Robertson with 11 points and Rashad Anderson with 10. UConn played outstanding defense in the second half, limiting the Cardinal to 39.3% shooting (11-for-28) after Stanford shot 47.1% in the first half.

**CONNECTICUT 85**

| NAME | FGM-A | 3FG-A | FTM-A | R | PF | TP | A | MIN |
|---|---|---|---|---|---|---|---|---|
| H. Armstrong | 0-0 | 0-0 | 0-0 | 0 | 2 | 0 | 0 | 3 |
| D. Brown | 2-9 | 0-0 | 1-2 | 3 | 0 | 5 | 1 | 27 |
| E. Okafor | 9-14 | 0-0 | 0-0 | 15 | 4 | 18 | 0 | 29 |
| B. Gordon | 8-14 | 4-5 | 9-9 | 5 | 1 | 29 | 4 | 31 |
| T. Brown | 3-8 | 0-0 | 0-0 | 3 | 0 | 6 | 4 | 34 |
| J. Brown | 0-0 | 0-0 | 0-0 | 0 | 0 | 0 | 0 | 2 |
| M. White | 1-5 | 0-0 | 2-2 | 5 | 1 | 4 | 0 | 25 |
| M. Hayes | 1-3 | 0-0 | 0-2 | 2 | 2 | 2 | 0 | 16 |
| R. Anderson | 4-6 | 1-2 | 1-1 | 0 | 1 | 10 | 2 | 13 |
| T. Robertson | 3-9 | 1-3 | 4-5 | 3 | 2 | 11 | 1 | 20 |
| **TOTALS** | **31-68** | **6-10** | **17-21** | **43** | **13** | **85** | **12** | **200** |

**STANFORD 74**

| NAME | FGM-A | 3FG-A | FTM-A | R | PF | TP | A | MIN |
|---|---|---|---|---|---|---|---|---|
| J. Childress | 2-10 | 1-4 | 0-0 | 2 | 2 | 5 | 1 | 34 |
| J. Davis | 8-12 | 0-0 | 3-4 | 10 | 3 | 19 | 0 | 27 |
| R. Little | 4-7 | 0-0 | 4-7 | 5 | 2 | 12 | 0 | 26 |
| J. Barnes | 7-14 | 5-10 | 4-5 | 2 | 3 | 23 | 3 | 38 |
| M. Lottich | 3-11 | 2-8 | 0-0 | 5 | 2 | 8 | 5 | 33 |
| J. Kirchhofer | 0-1 | 0-0 | 1-1 | 4 | 0 | 1 | 0 | 10 |
| T. Besecker | 1-1 | 0-0 | 0-0 | 0 | 0 | 2 | 0 | 0+ |
| D. Grunfeld | 0-2 | 0-1 | 0-0 | 1 | 2 | 0 | 0 | 7 |
| N. Robinson | 1-3 | 0-0 | 0-0 | 2 | 4 | 2 | 1 | 18 |
| J. Haas | 0-0 | 0-0 | 0-0 | 1 | 0 | 0 | 2 | 2 |
| M. Haryasz | 1-1 | 0-0 | 0-0 | 0 | 0 | 2 | 0 | 5 |
| **TOTALS** | **27-62** | **8-23** | **12-17** | **33** | **18** | **74** | **12** | **200** |

Halftime Score - Stanford 44, Connecticut 40; Team Rebounds - Connecticut 7, Stanford 1; Attendance - 11,271; Game Officials - Ted Valentine, Tom O'Neill, Eddie Jackson.

**MARCH 28, 2003**
**SOUTH REGION SEMIFINALS**
**TEXAS 82, CONNECTICUT 78**
**ALAMODOME**
**SAN ANTONIO, TX**

The two teams went blow-for-blow in the first ten minutes of the first half as the score was tied on three separate occasions and the lead changed hands a remarkable nine times. Texas took a six point lead with 9:10 remaining on a three by Byron Mouton, making the score 24-18. UConn pulled to within four with 5:20 to go in the half at, 30-26, but Texas put together a 7-2 run for the remainder of the stanza to head into the locker room holding a 37-28 advantage. With 15:50 remaining in the game, UConn found itself down, 54-46, but matters worsened as the Longhorns went on an eight-to-two run over the next 2:35 to take a commanding 62-48 lead with 12:30 to go in the contest. The Huskies would rally though, mounting a 17-5 run over the next 4:10 to pull to within two points of the Longhorns, 67-65, with under eight minutes left. Ben Gordon drained a clutch three-pointer at the 5:21 mark to give UConn its first lead, 74-71, since the 12:30 mark of the first half. With 48 seconds left in the season, and the Huskies down, 78-76, Taliek Brown found Marcus White under the hoop. His attempt was blocked and pinned in between the rim and the backboard. The possession arrow pointed towards Texas and UConn would get no closer the rest of the way, as Texas hit its final six free-throw attempts.

**CONNECTICUT 78**

| NAME | FGM-A | 3FG-A | FTM-A | R | PF | TP | A | MIN |
|---|---|---|---|---|---|---|---|---|
| H. Armstrong | 0-0 | 0-0 | 0-0 | 1 | 0 | 0 | 0 | 3 |
| D. Brown | 4-6 | 0-0 | 0-2 | 3 | 3 | 8 | 2 | 20 |
| E. Okafor | 8-16 | 0-0 | 5-6 | 17 | 4 | 21 | 0 | 35 |
| B. Gordon | 6-15 | 2-6 | 2-4 | 1 | 4 | 16 | 0 | 26 |
| T. Brown | 4-10 | 0-0 | 1-3 | 3 | 2 | 9 | 7 | 31 |
| M. White | 1-4 | 0-0 | 2-4 | 4 | 2 | 4 | 1 | 22 |
| M. Hayes | 3-6 | 0-0 | 2-3 | 5 | 3 | 8 | 1 | 20 |
| S. Tooles | 0-0 | 0-0 | 0-0 | 0 | 0 | 0 | 0 | 0+ |
| R. Anderson | 3-10 | 2-6 | 0-1 | 5 | 2 | 8 | 1 | 22 |
| T. Robertson | 1-4 | 0-1 | 2-2 | 1 | 1 | 4 | 1 | 21 |
| **TOTALS** | **30-71** | **4-13** | **14-25** | **41** | **21** | **78** | **13** | **200** |

**TEXAS 82**

| NAME | FGM-A | 3FG-A | FTM-A | R | PF | TP | A | MIN |
|---|---|---|---|---|---|---|---|---|
| J. Thomas | 2-9 | 0-0 | 9-13 | 15 | 2 | 13 | 0 | 29 |
| B. Mouton | 10-18 | 4-7 | 3-4 | 5 | 2 | 27 | 0 | 34 |
| B. Buckman | 1-3 | 0-0 | 0-0 | 6 | 1 | 2 | 1 | 16 |
| T.J. Ford | 3-15 | 0-4 | 7-7 | 4 | 4 | 13 | 9 | 35 |
| R. Ivey | 2-6 | 0-0 | 6-6 | 6 | 3 | 10 | 1 | 34 |
| S. Harris | 0-3 | 0-3 | 0-0 | 0 | 3 | 0 | 0 | 11 |
| D. Erskin | 1-4 | 0-0 | 3-4 | 4 | 0 | 5 | 0 | 9 |
| J. Klotz | 3-6 | 0-0 | 0-0 | 4 | 2 | 6 | 0 | 10 |
| T. Ross | 0-0 | 0-0 | 0-0 | 0 | 0 | 0 | 1 | 5 |
| B. Boddicker | 2-5 | 1-4 | 1-2 | 4 | 4 | 6 | 1 | 17 |
| **TOTALS** | **24-69** | **5-18** | **29-36** | **52** | **21** | **82** | **13** | **200** |

Halftime Score - Texas 44, Connecticut 38; Team Rebounds - Connecticut 1, Texas 4; Attendance - 33,009; Game Officials - Tom Eades, Bill Vinovich, Reginald Cofer.

**FRIDAY, MARCH 15, 2002**
**EAST REGION FIRST ROUND**
**CONNECTICUT 78, HAMPTON 67**
**MCI CENTER**
**WASHINGTON D.C.**

Sophomore Caron Butler scored 21 points, grabbed nine boards and handed out six assists to lead the University of Connecticut to a 78-67 NCAA First Round win over Hampton University on Friday, March 15. Senior Johnnie Selvie had 13 points and 11 boards, while freshman Emeka Okafor scored 12 points, grabbed 15 rebounds and blocked five shots in his NCAA debut. The Huskies led by as many as 15 points in the first half, at 40-25, and settled for an 11-point lead at the break. The Pirates cut the lead to four points on three occasions in the second half, but UConn held Hampton scoreless for the final three minutes and scored the final seven points of the contest.

**HAMPTON**

| NAME | FGM-A | 3FG-A | FTM-A | R | PF | TP | A | MIN |
|---|---|---|---|---|---|---|---|---|
| I. Jefferson | 5-9 | 0-0 | 0-0 | 5 | 4 | 10 | 2 | 37 |
| D. Johnson | 3-6 | 0-0 | 3-6 | 1 | 6 | 9 | 2 | 30 |
| D. Green | 1-8 | 0-2 | 0-0 | 1 | 3 | 2 | 5 | 25 |
| T. Adams | 7-19 | 5-12 | 4-4 | 0 | 2 | 23 | 3 | 35 |
| M. Purvis | 5-13 | 3-5 | 0-0 | 1 | 2 | 13 | 2 | 37 |
| D. Didlake | 0-0 | 0-0 | 0-0 | 0 | 0 | 0 | 0 | 5 |
| D. McNeal | 0-0 | 0-0 | 0-0 | 0 | 1 | 0 | 0 | 2 |
| M. Pitts | 2-2 | 0-0 | 1-2 | 2 | 4 | 5 | 0 | 8 |
| B. Hairston | 1-11 | 1-3 | 2-2 | 3 | 1 | 5 | 3 | 21 |
| **TOTALS** | **24-68** | **9-22** | **10-14** | **34** | **19** | **67** | **17** | **200** |

**CONNECTICUT**

| NAME | FGM-A | 3FG-A | FTM-A | R | PF | TP | A | MIN |
|---|---|---|---|---|---|---|---|---|
| C. Butler | 7-16 | 2-6 | 5-5 | 9 | 2 | 21 | 6 | 39 |
| J. Selvie | 5-9 | 0-0 | 3-8 | 11 | 3 | 13 | 1 | 32 |
| E. Okafor | 6-7 | 0-0 | 0-1 | 15 | 2 | 12 | 1 | 32 |
| T. Brown | 3-7 | 0-1 | 3-3 | 2 | 2 | 9 | 6 | 31 |
| T. Robertson | 4-9 | 2-3 | 0-1 | 2 | 3 | 10 | 0 | 32 |
| B. Gordon | 3-6 | 2-4 | 2-2 | 1 | 1 | 10 | 2 | 20 |
| J. Brown | 0-1 | 0-0 | 0-0 | 1 | 0 | 0 | 0 | 3 |
| S. Hazelton | 0-0 | 0-0 | 1-2 | 0 | 0 | 1 | 1 | 1 |
| M. Hayes | 0-0 | 0-0 | 2-2 | 1 | 0 | 1 | 0 | 10 |
| **TOTALS** | **28-55** | **6-14** | **16-24** | **43** | **13** | **78** | **17** | **200** |

Halftime Score - Connecticut 46, Hampton 35; Team Rebounds - Connecticut 1, Hampton 2; Attendance - 17,725; Game Officials - Bill Vinovich, Bruce Hicks, Reginald Cofer.

**SUNDAY, MARCH 17, 2002**
**EAST REGION SECOND ROUND**
**CONNECTICUT 77, NORTH CAROLINA STATE, 74**
**MCI CENTER**
**WASHINGTON D.C.**

Sophomore Caron Butler scored a career-best 34 points and carried the Huskies into the Sweet 16 with a 77-74 win over NC State. Junior Tony Robertson added 18 points for the Huskies, 12 in the first half. UConn led by as many as 11 points in the first half and settled for a five-point lead at the break. The Huskies biggest second half lead was ten points, at 67-57 with 4:27 to play. The Wolfpack responded with a 14-5 run to cut the lead to one, 72-71, with 47 seconds left. Butler responded by making three free throws after getting fouled on an attempted three and iced the game with two more free throws with three seconds left. Julius Hodge missed a three at the buzzer for NC State. Butler made all 12 of his free throw attempts and added nine rebounds and four assists.

**NORTH CAROLINA STATE**

| NAME | FGM-A | 3FG-A | FTM-A | R | PF | TP | A | MIN |
|---|---|---|---|---|---|---|---|---|
| J. Powell | 2-6 | 0-0 | 3-4 | 4 | 1 | 7 | 1 | 19 |
| M. Melvin | 5-10 | 4-7 | 1-2 | 4 | 1 | 15 | 1 | 33 |
| A. Grundy | 5-17 | 0-1 | 7-9 | 4 | 3 | 17 | 4 | 37 |
| A. Miller | 3-8 | 3-7 | 0-0 | 1 | 1 | 9 | 1 | 30 |
| J. Hodge | 6-13 | 1-4 | 0-0 | 9 | 4 | 13 | 4 | 38 |
| I. Evtimov | 3-8 | 2-6 | 0-0 | 3 | 4 | 8 | 2 | 28 |
| S. Sherill | 2-2 | 1-1 | 0-0 | 0 | 1 | 5 | 0 | 5 |
| C. Crawford | 0-0 | 0-0 | 0-0 | 0 | 2 | 0 | 1 | 10 |
| **TOTALS** | **26-64** | **11-26** | **11-15** | **27** | **17** | **74** | **14** | **200** |

**CONNECTICUT**

| NAME | FGM-A | 3FG-A | FTM-A | R | PF | TP | A | MIN |
|---|---|---|---|---|---|---|---|---|
| C. Butler | 10-13 | 2-3 | 12-12 | 9 | 3 | 34 | 4 | 39 |
| J. Selvie | 3-5 | 0-0 | 1-2 | 5 | 0 | 7 | 1 | 24 |
| E. Okafor | 3-4 | 0-0 | 2-2 | 6 | 2 | 8 | 0 | 35 |
| T. Brown | 2-4 | 0-0 | 4-4 | 1 | 1 | 8 | 3 | 35 |
| T. Robertson | 8-11 | 2-4 | 0-0 | 3 | 4 | 18 | 1 | 28 |
| B. Gordon | 0-4 | 0-1 | 0-0 | 1 | 1 | 0 | 5 | 25 |
| S. Hazelton | 0-0 | 0-0 | 0-0 | 0 | 1 | 0 | 0 | 1 |
| M. Hayes | 0-1 | 0-0 | 2-2 | 2 | 1 | 2 | 0 | 13 |
| **TOTALS** | **26-42** | **4-8** | **21-22** | **30** | **13** | **77** | **14** | **200** |

Halftime Score - Connecticut 35, NC State 30; Team Rebounds - Connecticut 3, NC State 2; Attendance - 17,725; Game Officials - Scott Thornley, Tom Eades, Bill Vinovich.

**FRIDAY, MARCH 22, 2002**
**EAST REGION SEMIFINALS**
**CONNECTICUT 71, SOUTHERN ILLINOIS 59**
**CARRIER DOME**
**SYRACUSE, NY**

Caron Butler scored 19 points to propel UConn past Southern Illinois, 71-59, in the East Region Semifinals at the Carrier Dome in Syracuse, NY.Things were tight in the early going, with Southern Illinois' Rolan Roberts scoring all of the first eight points for the Salukis. He would go on to finish with 16 points in the first half. UConn opened up a slim lead when Tony Robertson and Butler hit on back-to-back threes to make it 24-18 with 8:18 remaining in the first. The Huskies later went on an 8-2 run to stretch the halftime lead to 40-28. Three point shooting was a key as UConn went 5-for-10 from behind the arc, while Southern Illinois managed to hit only 1-of-14. Butler finished the night 6-of-16 from the floor, while grabbing four rebounds.

**SOUTHERN ILLINOIS**

| NAME | FGM-A | 3FG-A | FTM-A | R | PF | TP | A | MIN |
|---|---|---|---|---|---|---|---|---|
| J. Dearman | 6-12 | 0-0 | 5-11 | 9 | 4 | 17 | 1 | 27 |
| S. Hairston | 0-5 | 0-2 | 2-2 | 3 | 3 | 2 | 1 | 31 |
| R. Roberts | 11-16 | 0-0 | 2-4 | 8 | 3 | 24 | 2 | 4 |
| M. Belcher | 0-3 | 0-2 | 0-0 | 2 | 5 | 0 | 3 | 25 |
| K. Williams | 2-11 | 0-5 | 3-4 | 2 | 3 | 7 | 2 | 30 |
| D. Brooks | 3-8 | 1-4 | 0-0 | 3 | 1 | 7 | 0 | 5 |
| T. Buie | 1-5 | 0-1 | 0-0 | 4 | 1 | 2 | 2 | 11 |
| S. Willis | 0-0 | 0-0 | 0-0 | 1 | 4 | 0 | 0 | 12 |
| B. Korn | 0-0 | 0-0 | 0-0 | 1 | 2 | 0 | 0 | 5 |
| **TOTALS** | **23-60** | **1-14** | **12-21** | **40** | **27** | **59** | **11** | **200** |

**CONNECTICUT**

| NAME | FGM-A | 3FG-A | FTM-A | R | PF | TP | A | MIN |
|---|---|---|---|---|---|---|---|---|
| C. Butler | 6-16 | 1-2 | 6-9 | 4 | 2 | 19 | 2 | 38 |
| J. Selvie | 3-7 | 0-0 | 2-3 | 2 | 4 | 8 | 1 | 30 |
| E. Okafor | 4-5 | 0-0 | 1-2 | 6 | 4 | 9 | 1 | 22 |
| T. Brown | 2-5 | 1-2 | 4-6 | 7 | 4 | 9 | 4 | 33 |
| T. Robertson | 4-9 | 1-2 | 1-2 | 3 | 2 | 10 | 1 | 28 |
| B. Gordon | 4-7 | 2-3 | 2-4 | 5 | 0 | 12 | 5 | 23 |
| J. Brown | 0-2 | 0-0 | 0-0 | 1 | 1 | 0 | 0 | 7 |
| M. Hayes | 1-1 | 0-0 | 2-4 | 2 | 2 | 4 | 0 | 17 |
| S. Tooles | 0-0 | 0-0 | 0-0 | 0 | 3 | 0 | 0 | 2 |
| **TOTALS** | **24-52** | **5-9** | **18-30** | **38** | **22** | **71** | **14** | **200** |

Halftime Score - Connecticut 40, Southern Illinois 28; Team Rebounds - Connecticut 8, Southern Illinois 7; Attendance - 29,252; Game Officials- Tom O'Neil Sr., Art McDonald, David Libby.

**Caron Butler paced the Huskies in the 2002 Elite Eight run with 30-point efforts against NC State and Maryland.**

# ALL-TIME NCAA TOURNAMENT BOX SCORES & RECAPS

**SUNDAY, MARCH 24, 2002**
**EAST REGION CHAMPIONSHIP**
**MARYLAND 90, CONNECTICUT 82**
**CARRIER DOME**
**SYRACUSE, NY**

Connecticut's Caron Butler had 32 points and Maryland's Lonny Baxter had 29 as the two teams went blow for blow in the NCAA East Regional Championship game before the Terrapins pulled away late to punch their second straight ticket to the Final Four with a 90-82 victory over the Huskies at the Carrier Dome in Syracuse. The first half included 13 ties and a dozen lead changes before Maryland was able to pull away late. UConn got back into it in the second half when Butler hit a three-pointer at the 13:11 mark to put the Huskies up 54-53. Tony Robertson tied the game for the 22nd time at 77 with 2:31 to go on a lay in. From that point, Maryland went on an 11-3 run that saw the Terps put away the game when Steve Blake hit a three that was the dagger with 25.4 remaining to make it 86-80. Butler, who had six points at the half, exploded in the second for 26 to finish with a game-high 32 on a 9-of-13 shooting effort.

**CONNECTICUT**

| NAME | FGM-A | 3FG-A | FTM-A | R | PF | TP | A | MIN |
|---|---|---|---|---|---|---|---|---|
| C. Butler | 9-13 | 3-5 | 11-14 | 7 | 3 | 32 | 4 | 33 |
| J. Selvie | 2-7 | 0-0 | 3-4 | 6 | 3 | 7 | 1 | 37 |
| E. Okafor | 2-5 | 0-0 | 2-4 | 6 | 4 | 6 | 0 | 23 |
| T. Brown | 5-10 | 2-4 | 0-0 | 2 | 4 | 12 | 3 | 34 |
| T. Robertson | 5-10 | 1-4 | 4-4 | 1 | 3 | 15 | 1 | 28 |
| B. Gordon | 1-7 | 1-4 | 5-6 | 1 | 0 | 8 | 3 | 25 |
| J. Brown | 1-3 | 0-0 | 0-0 | 2 | 2 | 2 | 0 | 10 |
| S. Hazelton | 0-0 | 0-0 | 0-0 | 0 | 0 | 0 | 0 | 2 |
| M. Hayes | 0-0 | 0-0 | 0-2 | 1 | 4 | 0 | 0 | 8 |
| S. Tooles | 0-0 | 0-0 | 0-0 | 0 | 0 | 0 | 0 | 0+ |
| **TOTALS** | **25-55** | **7-17** | **25-34** | **31** | **23** | **82** | **12** | **200** |

**MARYLAND**

| NAME | FGM-A | 3FG-A | FTM-A | R | PF | TP | A | MIN |
|---|---|---|---|---|---|---|---|---|
| B. Mouton | 1-4 | 0-1 | 2-2 | 3 | 3 | 4 | 1 | 34 |
| C. Wilcox | 5-10 | 0-0 | 3-4 | 4 | 4 | 13 | 0 | 25 |
| L. Baxter | 7-12 | 0-0 | 15-18 | 9 | 2 | 29 | 1 | 36 |
| J. Dixon | 10-18 | 3-5 | 4-4 | 1 | 3 | 27 | 3 | 39 |
| S. Blake | 1-3 | 1-1 | 2-2 | 4 | 3 | 5 | 6 | 27 |
| C. McCall | 0-0 | 0-0 | 0-0 | 0 | 0 | 0 | 0 | 0+ |
| D. Nicholas | 0-1 | 0-1 | 2-2 | 2 | 1 | 2 | 3 | 21 |
| R. Randle | 1-2 | 0-0 | 0-0 | 1 | 3 | 2 | 0 | 4 |
| T. Holden | 2-3 | 1-1 | 3-3 | 2 | 4 | 8 | 0 | 14 |
| **TOTALS** | **27-53** | **5-9** | **31-35** | **33** | **23** | **90** | **14** | **200** |

Halftime Score - Maryland 44, Connecticut 37; Team Rebounds - Connecticut 5, Maryland 7; Attendance - 29,252; Game Officials - Tom Rucker, Zelton Steed, Richard Cartmell.

**MARCH 17, 2000**
**SOUTH REGION FIRST ROUND**
**CONNECTICUT 75, UTAH STATE 67**
**BIRMINGHAM JEFFERSON CC**
**BIRMINGHAM, AL**

No. 5 seed Connecticut took a 10-point halftime lead, withstood an early second half charge by No. 12 seed Utah State, and posted a 75-67 victory in NCAA South Region first round play at the Birmingham-Jefferson Civic Center Arena in Birmingham, Alabama. The win proved costly, however, as junior guard Khalid El-Amin sustained a high right ankle sprain with 3:57 left in the second half and UConn leading 65-54. El-Amin and junior Albert Mouring led Connecticut with 14 points apiece while senior co-captain Kevin Freeman chipped in with 13 and freshman Tony Robertson came off the Husky bench to score 10. The win improved UConn's overall record on the year to 25-9 while Utah State ended its season with a 28-6 record.

**UTAH STATE**

| NAME | FGM-A | 3FG-A | FTM-A | R | PF | TP | A | MIN |
|---|---|---|---|---|---|---|---|---|
| S. Daniels | 7-12 | 0-0 | 3-4 | 3 | 4 | 17 | 1 | 37 |
| T. Rolle | 5-9 | 2-5 | 6-6 | 5 | 0 | 18 | 1 | 30 |
| D. Jorssen | 3-6 | 0-0 | 2-2 | 3 | 3 | 8 | 0 | 23 |
| B. Rock | 1-7 | 0-0 | 0-0 | 3 | 3 | 2 | 3 | 37 |
| T. Brown | 1-7 | 1-6 | 0-0 | 1 | 0 | 3 | 4 | 26 |
| D. Stewart | 0-0 | 0-0 | 0-0 | 0 | 0 | 0 | 0 | 1 |
| B. Wilden | 0-0 | 0-0 | 0-0 | 0 | 0 | 0 | 0 | 1 |
| R. Thomas | 0-0 | 0-0 | 0-0 | 0 | 1 | 0 | 1 | 3 |
| B. Ray | 1-2 | 0-0 | 0-0 | 2 | 1 | 2 | 0 | 18 |
| D. Bailey | 1-2 | 0-0 | 0-0 | 2 | 2 | 2 | 1 | 9 |
| C. Bobb | 4-8 | 1-4 | 0-0 | 1 | 3 | 9 | 0 | 13 |
| A. Mahorn | 2-2 | 2-2 | 0-0 | 0 | 0 | 6 | 0 | 1 |
| **TOTALS** | **25-55** | **6-17** | **11-12** | **22** | **17** | **67** | **11** | **200** |

**CONNECTICUT**

| NAME | FGM-A | 3FG-A | FTM-A | R | PF | TP | A | MIN |
|---|---|---|---|---|---|---|---|---|
| A. Deng | 2-10 | 0-0 | 3-4 | 8 | 1 | 7 | 0 | 19 |
| K. Freeman | 6-8 | 0-0 | 1-5 | 5 | 1 | 13 | 1 | 36 |
| J. Voskuhl | 4-5 | 0-0 | 0-0 | 3 | 2 | 8 | 0 | 23 |
| A. Mouring | 4-10 | 1-3 | 5-5 | 5 | 0 | 14 | 2 | 39 |
| K. El-Amin | 6-13 | 2-5 | 0-0 | 4 | 1 | 14 | 2 | 33 |
| E. Saunders | 4-7 | 0-0 | 1-2 | 8 | 3 | 9 | 2 | 28 |
| J. Brown | 0-0 | 0-0 | 0-0 | 0 | 0 | 0 | 0 | 1 |
| T. Robertson | 2-4 | 0-0 | 6-6 | 1 | 0 | 10 | 1 | 15 |
| S. Wane | 0-1 | 0-0 | 0-0 | 3 | 2 | 0 | 0 | 5 |
| M. Cox | 0-0 | 0-0 | 0-0 | 0 | 0 | 0 | 0 | 1 |
| D. Wrenn | 0-0 | 0-0 | 0-0 | 0 | 0 | 0 | 0 | 3 |
| **TOTALS** | **28-58** | **3-8** | **16-22** | **37** | **10** | **75** | **8** | **200** |

Halftime Score - Connecticut 39, Utah State 29; Team Rebounds - Connecticut 0, Utah State 2; Attendance - 11,061; Game Officials - Art McDonald, Eddie Jackson, John Sweeney.

**MARCH 19, 2000**
**SOUTH REGION SECOND ROUND**
**TENNESSEE 65, CONNECTICUT 51**
**BIRMINGHAM JEFFERSON CC**
**BIRMINGHAM, AL**

No. 4 seed Tennessee took advantage of an injury to Connecticut junior point guard Khalid El-Amin and handed No. 5 seed UConn a 65-51 NCAA Second Round setback at the Birmingham-Jefferson Civic Center Arena. El-Amin, who sustained a right ankle sprain two days earlier in NCAA First Round play, attempted to contribute but was noticeably hobbled, scoring just three points in 13 minutes of game action. With its leading scorer and floor general watching most of the game on the sidelines, UConn was unable to keep pace with the talented Vols. Tennessee built a 32-22 halftime lead and the closest UConn got in the final 10 minutes was a nine-point deficit, 43-34, with 9:55 left to play. Junior Albert Mouring led UConn with 17 points while senior co-captain Kevin Freeman scored 14. UConn closed out its 1999-2000 season with a 25-10 record.

**CONNECTICUT**

| NAME | FGM-A | 3FG-A | FTM-A | R | PF | TP | A | MIN |
|---|---|---|---|---|---|---|---|---|
| A. Deng | 0-3 | 0-0 | 0-0 | 0 | 0 | 0 | 0 | 0 |
| K. Freeman | 6-9 | 0-0 | 2-2 | 7 | 3 | 14 | 0 | 29 |
| J. Voskuhl | 1-2 | 0-0 | 0-0 | 9 | 4 | 2 | 1 | 18 |
| A. Mouring | 7-18 | 3-8 | 0-0 | 3 | 2 | 17 | 0 | 39 |
| K. El-Amin | 1-2 | 1-2 | 0-0 | 2 | 0 | 3 | 1 | 13 |
| B. Archibald | 0-0 | 0-0 | 0-0 | 0 | 2 | 0 | 0 | 1 |
| T. Robertson | 1-7 | 0-1 | 0-0 | 1 | 4 | 2 | 2 | 33 |
| S. Wane | 4-8 | 0-0 | 0-0 | 7 | 2 | 8 | 0 | 22 |
| M. Cox | 0-3 | 0-1 | 0-0 | 0 | 0 | 0 | 0 | 6 |
| E. Saunders | 2-3 | 0-0 | 1-2 | 3 | 1 | 5 | 0 | 17 |
| D. Wrenn | 0-2 | 0-0 | 0-0 | 1 | 2 | 0 | 0 | 9 |
| J. Brown | 0-0 | 0-0 | 0-0 | 0 | 0 | 0 | 0 | 1 |
| **TOTALS** | **22-57** | **4-12** | **3-4** | **37** | **20** | **51** | **4** | **200** |

**TENNESSEE**

| NAME | FGM-A | 3FG-A | FTM-A | R | PF | TP | A | MIN |
|---|---|---|---|---|---|---|---|---|
| V. Yarbrough | 5-9 | 3-6 | 1-1 | 3 | 3 | 14 | 4 | 34 |
| I. Victor | 0-2 | 0-0 | 1-2 | 4 | 0 | 1 | 1 | 15 |
| C.J. Black | 5-9 | 0-1 | 3-5 | 5 | 1 | 13 | 0 | 30 |
| T. Harris | 4-11 | 1-4 | 9-12 | 1 | 3 | 18 | 2 | 35 |
| J. Higgins | 3-9 | 3-6 | 0-0 | 4 | 0 | 9 | 4 | 37 |
| H. Walker | 1-1 | 0-0 | 0-0 | 1 | 0 | 2 | 3 | 11 |
| T. Woods | 0-0 | 0-0 | 0-0 | 0 | 0 | 0 | 0 | 2 |
| R. Slay | 3-6 | 0-0 | 2-3 | 4 | 1 | 8 | 1 | 29 |
| C. Hathaway | 0-0 | 0-0 | 0-0 | 0 | 1 | 0 | 0 | 8 |
| **TOTALS** | **21-47** | **7-17** | **16-23** | **26** | **9** | **65** | **15** | **200** |

Halftime Score -Tennessee 32, Connecticut 22; Team Rebounds- Connecticut 4, Tennessee 4; Attendance - 16,108; Game Officials- David Libbey, Mark Reischling, Art McDonald

**MARCH 11, 1999**
**WEST REGION FIRST ROUND**
**CONNECTICUT 91, TEXAS-SAN ANTONIO 66**
**MCNICHOLS SPORTS ARENA**
**DENVER, CO**

No. 1 seed Connecticut defeated No. 16 seed University of Texas-San Antonio by a score of 91-66 in an NCAA West Region first round game at McNichols Arena in Denver, CO. Connecticut trailed by a score of 19-17 at the 11:54 mark of the first half before a 35-8 run gave the Huskies a comfortable 52-27 halftime advantage. UConn coasted to victory in the second half behind a game high 28 points from Junior All-American Richard Hamilton. Junior forward Kevin Freeman added 16 while sophomore Edmund Saunders and senior E.J Harrison came off the bench to score 13 and 12 points respectively. Sophomore guard Khalid El-Amin registered a career high ten assists in the rout. Husky Coach Jim Calhoun was sidelined with an intestinal virus as Associate Head Coach Dave Leitao capably led the Huskies to the first round victory.

**TEXAS-SAN ANTONIO**

| NAME | FGM-A | 3FG-A | FTM-A | R | PF | TP | A | MIN |
|---|---|---|---|---|---|---|---|---|
| M. Powers | 3-7 | 0-0 | 3-4 | 8 | 1 | 9 | 1 | 33 |
| L. Watson | 6-13 | 0-0 | 1-3 | 6 | 3 | 13 | 1 | 31 |
| L. Williams | 1-3 | 0-2 | 1-3 | 3 | 1 | 3 | 2 | 34 |
| S. Meyer | 6-16 | 2-5 | 4-7 | 5 | 2 | 18 | 3 | 35 |
| D. Brown | 5-14 | 1-7 | 0-1 | 4 | 2 | 11 | 1 | 26 |
| R. Minniweather | 3-4 | 0-1 | 3-5 | 1 | 0 | 9 | 0 | 8 |
| J. Riley | 1-1 | 0-0 | 0-0 | 1 | 2 | 2 | 3 | 17 |
| R. Reed | 0-3 | 0-2 | 1-3 | 2 | 3 | 1 | 0 | 16 |
| **TOTALS** | **25-61** | **3-17** | **13-26** | **33** | **14** | **66** | **11** | **200** |

**CONNECTICUT**

| NAME | FGM-A | 3FG-A | FTM-A | R | PF | TP | A | MIN |
|---|---|---|---|---|---|---|---|---|
| K. Freeman | 7-9 | 0-0 | 2-2 | 8 | 1 | 16 | 1 | 28 |
| R. Hamilton | 12-22 | 2-5 | 2-2 | 4 | 1 | 28 | 1 | 29 |
| J. Voskuhl | 2-6 | 0-0 | 0-1 | 7 | 4 | 4 | 1 | 24 |
| R. Moore | 2-5 | 1-3 | 0-0 | 4 | 1 | 5 | 6 | 29 |
| K. El-Amin | 3-7 | 1-3 | 0-0 | 1 | 4 | 7 | 10 | 24 |
| R. Jones | 1-4 | 0-0 | 2-2 | 6 | 1 | 4 | 2 | 13 |
| A. Klaiber | 0-0 | 0-0 | 0-0 | 0 | 1 | 0 | 0 | 2 |
| E.J Harrison | 4-7 | 1-2 | 3-4 | 2 | 4 | 12 | 0 | 25 |
| S. Wane | 1-2 | 0-0 | 0-0 | 1 | 2 | 2 | 1 | 9 |
| E. Saunders | 5-5 | 0-0 | 3-4 | 7 | 0 | 13 | 1 | 17 |
| **TOTALS** | **37-67** | **5-13** | **12-15** | **43** | **19** | **91** | **23** | **200** |

Halftime Score - Connecticut 52, Texas-San Antonio 27; Team Rebounds - Connecticut 3, Texas-San Antonio 3; Attendance - 16,237 (sellout) ; Game Officials - Mark Whitehead, Larry Lembo, Robert Staffen.

**MARCH 13, 1999**
**WEST REGION SECOND ROUND**
**CONNECTICUT 78, NEW MEXICO 56**
**MCNICHOLS SPORTS ARENA**
**DENVER, CO**

No.1 seed Connecticut scored the first 17 points of the game and was never seriously challenged in defeating No. 9 seed New Mexico by a score of 78-56 in an NCAA West Region second round game at McNichols Arena in Denver, CO. The Huskies amassed a 37-22 halftime lead behind the strength of the initial run, an advantage they quickly extended to 50-22 by opening the second stanza with a 13-0 run. Richard Hamilton and Khalid El-Amin each scored 21 points for the Huskies while Edmund Saunders came off the bench to notch a double-double with 10 points and 10 rebounds in just 19 minutes of action. New Mexico star Kenny Thomas was held without a field goal for the first time in his 123 game college career.

**NEW MEXICO**

| NAME | FGM-A | 3FG-A | FTM-A | R | PF | TP | A | MIN |
|---|---|---|---|---|---|---|---|---|
| G. Davis | 0-1 | 0-0 | 2-2 | 4 | 2 | 2 | 0 | 21 |
| K. Thomas | 0-6 | 0-3 | 1-2 | 11 | 4 | 1 | 1 | 30 |
| L.Long | 4-18 | 2-5 | 5-5 | 6 | 1 | 15 | 1 | 40 |
| K. Henry | 3-7 | 2-6 | 0-0 | 2 | 3 | 8 | 0 | 34 |
| J. Robinson | 1-13 | 0-6 | 7-8 | 1 | 3 | 9 | 6 | 39 |
| T. Lightfoot | 0-1 | 0-1 | 0-0 | 0 | 1 | 0 | 0 | 3 |
| D. Walker | 7-11 | 0-0 | 7-8 | 6 | 2 | 21 | 0 | 29 |
| R. Hannah | 0-0 | 0-0 | 0-0 | 0 | 0 | 0 | 0 | 4 |
| **TOTALS** | **15-57** | **4-21** | **22-25** | **33** | **16** | **56** | **8** | **200** |

**CONNECTICUT**

| NAME | FGM-A | 3FG-A | FTM-A | R | PF | TP | A | MIN |
|---|---|---|---|---|---|---|---|---|
| K. Freeman | 4-6 | 0-0 | 1-2 | 5 | 2 | 9 | 0 | 29 |
| R. Hamilton | 7-18 | 1-5 | 6-6 | 5 | 1 | 21 | 1 | 33 |
| J. Voskuhl | 1-4 | 0-0 | 2-2 | 9 | 3 | 4 | 1 | 20 |
| R. Moore | 2-5 | 1-3 | 1-2 | 4 | 2 | 6 | 2 | 29 |
| K. El-Amin | 8-16 | 3-7 | 2-2 | 7 | 1 | 21 | 2 | 30 |
| R. Jones | 1-3 | 0-1 | 2-4 | 2 | 0 | 4 | 1 | 13 |
| A. Klaiber | 0-0 | 0-0 | 0-0 | 0 | 0 | 0 | 0 | 2 |
| A. Mouring | 0-1 | 0-0 | 0-0 | 0 | 0 | 0 | 0 | 2 |
| E.J Harrison | 1-2 | 1-1 | 0-0 | 0 | 1 | 3 | 3 | 14 |
| S. Wane | 0-1 | 0-0 | 0-0 | 2 | 3 | 0 | 2 | 9 |
| E. Saunders | 4-6 | 0-0 | 2-2 | 10 | 3 | 10 | 0 | 19 |
| **TOTALS** | **28-62** | **6-17** | **16-20** | **45** | **16** | **78** | **12** | **200** |

Halftime Score -Connecticut 37 New Mexico 22; Team Rebounds- Connecticut 1, New Mexico 3; Attendance - 16,237 (sellout); Game Officials- Frank Scagliotta, Gerald Boudreaux, Phil Bova.

**MARCH 18, 1999**
**WEST REGION SEMIFINAL**
**CONNECTICUT 78, IOWA 68**
**AMERICA WEST ARENA**
**PHOENIX, AZ**

No.1 seed Connecticut scored its final 14 points of the game from the free throw line over the final five minutes to defeat No.5 seed Iowa by a score of 78-68 in an NCAA Sweet Sixteen game at America West Arena in Phoenix, AZ. The win put the Huskies into the Final Eight for the fourth time in the last ten years. Junior Richard Hamilton once again led the Huskies with 24 points while sophomore Khalid El-Amin chipped in with 21. Sophomore Albert Mouring, returning to the UConn lineup after being sidelined four games with a knee injury, came off the bench to chip in with 11 points, including three three-pointers. The Huskies made 14-16 from the line over the crucial final five minutes while holding Iowa to just 3-15 shooting from the floor over the same stretch. The game was tied at 53 with just over ten minutes remaining before the Huskies went on a decisive 14-4 run to open up the double digit advantage. The Huskies shot 54.2% from the

**Kevin Freeman's 15 rebounds helped UConn beat Gonzaga and earn a trip to the 1999 NCAA Final Four.**

**Ricky Moore held Ohio State's Scoonie Penn to 3-of-13 shooting from the field in the semifinals and then played solid defense again vs. Duke to help clinch the 1999 NCAA Championship.**

# ALL-TIME NCAA TOURNAMENT BOX SCORES & RECAPS

field in ending the Hawkeye season and the career of Head Coach Dr. Tom Davis who retired with the conclusion of the season.

**IOWA**

| NAME | FGM-A | 3FG-A | FTM-A | R | PF | TP | A | MIN |
|---|---|---|---|---|---|---|---|---|
| J. Bauer | 0-0 | 0-0 | 0-0 | 6 | 1 | 0 | 2 | 21 |
| J. Settles | 3-11 | 1-5 | 4-4 | 6 | 4 | 11 | 2 | 24 |
| J.R Koch | 5-7 | 2-3 | 2-2 | 3 | 4 | 14 | 1 | 23 |
| D.Oliver | 2-10 | 1-4 | 0-3 | 2 | 2 | 5 | 2 | 31 |
| K. McCausland | 3-7 | 3-7 | 0-0 | 0 | 1 | 9 | 1 | 28 |
| J. Price | 0-1 | 0-0 | 0-0 | 0 | 0 | 0 | 0 | 1 |
| G. Rucker | 4-6 | 0-0 | 0-0 | 6 | 1 | 8 | 0 | 14 |
| J. Jaacks | 2-5 | 0-1 | 3-5 | 5 | 2 | 7 | 1 | 16 |
| M. Gomes | 1-1 | 0-0 | 0-0 | 1 | 0 | 2 | 0 | 1 |
| D. Henderson | 0-0 | 0-0 | 0-0 | 0 | 0 | 0 | 0 | 1 |
| R. Luehrsman | 2-7 | 1-3 | 0-0 | 1 | 4 | 5 | 1 | 19 |
| J. Range | 3-4 | 0-0 | 1-2 | 0 | 2 | 7 | 1 | 18 |
| J. Bilskempe | 0-1 | 0-0 | 0-0 | 0 | 0 | 0 | 0 | 1 |
| B. Peterson | 0-0 | 0-0 | 0-0 | 0 | 0 | 0 | 0 | 1 |
| J. Smith | 0-1 | 0-0 | 0-0 | 1 | 0 | 0 | 0 | 1 |
| **TOTALS** | **25-61** | **8-23** | **10-16** | **32** | **21** | **68** | **11** | **200** |

**CONNECTICUT**

| NAME | FGM-A | 3FG-A | FTM-A | R | PF | TP | A | MIN |
|---|---|---|---|---|---|---|---|---|
| K. Freeman | 4-6 | 0-0 | 2-2 | 6 | 1 | 10 | 0 | 32 |
| R. Hamilton | 8-17 | 1-4 | 7-8 | 3 | 2 | 24 | 4 | 38 |
| J. Voskuhl | 1-2 | 0-0 | 2-2 | 4 | 4 | 4 | 0 | 23 |
| R. Moore | 2-5 | 1-3 | 1-2 | 5 | 0 | 6 | 5 | 34 |
| K. El-Amin | 6-10 | 1-2 | 8-10 | 3 | 4 | 21 | 5 | 26 |
| R. Jones | 0-0 | 0-0 | 0-0 | 0 | 0 | 0 | 0 | 2 |
| A. Mouring | 4-6 | 3-4 | 0-0 | 3 | 1 | 11 | 4 | 15 |
| E.J Harrison | 0-0 | 0-0 | 0-0 | 0 | 0 | 0 | 0 | 6 |
| S. Wane | 0-0 | 0-0 | 0-0 | 0 | 1 | 0 | 0 | 6 |
| E. Saunders | 1-2 | 0-0 | 0-0 | 2 | 3 | 2 | 0 | 18 |
| **TOTALS** | **26-48** | **6-13** | **20-24** | **26** | **16** | **78** | **18** | **200** |

Halftime Score - Connecticut 40, Iowa 35; Team Rebounds - Connecticut 0, Iowa; Attendance - 17,975; Game Officials - Don Jody Silvester, Frank Bosone, John Sweeney.

**MARCH 20, 1999**
**WEST REGION CHAMPIONSHIP**
**CONNECTICUT 67, GONZAGA 62**
**AMERICA WEST ARENA**
**PHOENIX, AZ**

No. 1 seed Connecticut scored 12 of the game's final 19 points to defeat No.10 seed Gonzaga by a score of 67-62 and advance UConn to the school's first ever Final Four. The game, played at America West Arena in Phoenix, drew a crowd of 18,053, the largest ever to watch a college basketball game in the state of Arizona. All-American Richard Hamilton paced the Huskies with 21 points and was joined in double figures by junior Kevin Freeman with 13 points and senior Ricky Moore with 12. Freeman also grabbed a career-high 15 rebounds. The game, which featured 11 ties and 6 lead changes, was tied at 55 with six minutes remaining before Freeman gave the Huskies the lead for good with two free throws at the 5:29 mark. Gonzaga came as close as one at 63-62 with 36 seconds left on an off balance three-pointer by guard Quentin Hall, but Connecticut scored the final four points to clinch the victory and the Final Four berth. Connecticut managed the victory despite shooting 37% from the field and failing to make a three point shot. Hamilton was named the Region's Most Outstanding Player and was joined by Freeman and Moore on the All-Region Team.

**GONZAGA**

| NAME | FGM-A | 3FG-A | FTM-A | R | PF | TP | A | MIN |
|---|---|---|---|---|---|---|---|---|
| R. Frahm | 2-11 | 1-7 | 2-2 | 2 | 0 | 7 | 2 | 32 |
| C. Calvary | 4-7 | 1-1 | 0-1 | 8 | 3 | 9 | 1 | 33 |
| J. Eaton | 4-8 | 0-0 | 3-4 | 4 | 3 | 11 | 1 | 25 |
| Q. Hall | 6-12 | 2-5 | 4-6 | 8 | 5 | 18 | 1 | 33 |
| M. Santangelo | 1-9 | 0-4 | 0-1 | 0 | 2 | 2 | 2 | 29 |
| R. Floyd | 0-2 | 0-1 | 4-4 | 1 | 2 | 4 | 2 | 11 |
| M. Leasure | 1-3 | 1-2 | 4-4 | 3 | 2 | 7 | 0 | 8 |
| M. Spink | 0-1 | 0-0 | 0-0 | 1 | 1 | 0 | 0 | 4 |
| M. Nilson | 0-1 | 0-0 | 0-0 | 4 | 3 | 0 | 1 | 15 |
| A. Dench | 2-3 | 0-1 | 0-0 | 2 | 2 | 4 | 0 | 10 |
| **TOTALS** | **20-57** | **5-21** | **17-22** | **33** | **23** | **62** | **10** | **200** |

**CONNECTICUT**

| NAME | FGM-A | 3FG-A | FTM-A | R | PF | TP | A | MIN |
|---|---|---|---|---|---|---|---|---|
| K. Freeman | 4-14 | 0-0 | 5-7 | 15 | 3 | 13 | 0 | 37 |
| R. Hamilton | 9-16 | 0-2 | 3-6 | 4 | 2 | 21 | 2 | 37 |
| J. Voskuhl | 3-5 | 0-0 | 0-0 | 9 | 4 | 6 | 1 | 19 |
| R. Moore | 3-6 | 0-0 | 6-6 | 3 | 2 | 12 | 3 | 38 |
| K. El-Amin | 0-12 | 0-6 | 5-6 | 4 | 2 | 5 | 4 | 24 |
| R. Jones | 1-2 | 0-0 | 0-0 | 2 | 0 | 2 | 0 | 7 |
| A. Mouring | 0-1 | 0-1 | 0-0 | 1 | 1 | 0 | 0 | 8 |
| E.J Harrison | 0-1 | 0-0 | 0-0 | 2 | 1 | 0 | 2 | 7 |
| E. Saunders | 4-8 | 0-0 | 0-2 | 7 | 3 | 8 | 0 | 23 |
| **TOTALS** | **24-65** | **0-9** | **19-27** | **47** | **18** | **67** | **12** | **200** |

Halftime Score - Gonzaga 32, Connecticut 31; Team Rebounds- Connecticut- 0, Gonzaga 0; Attendance - 18, 053; Game Officials- Andre Pattillo, Larry Rose, Bobby Hunt

**MARCH 27, 1999**
**NCAA NATIONAL SEMIFINAL**
**CONNECTICUT 64, OHIO STATE 58**
**TROPICANA FIELD**
**ST. PETERSBURG, FL**

All-American Richard Hamilton scored 24 points, his 5th consecutive tournament game with 20 or more, to lift West Region champion Connecticut over South Region winner Ohio State 64-58 and into the National Championship game. The Final Four contest was played before a sellout crowd of 41,340 at the Tropicana Field in St. Petersburg, FL. Hamilton was joined in double figures by sophomore Khalid El-Amin, who had 18 points and also dished out six assists. Senior Ricky Moore again proved to be a huge factor defensively, holding vaunted Ohio State guard Scoonie Penn to just eleven points on 3-13 shooting from the field. UConn never trailed in the second half after holding a slim, one-point halftime lead at 36-35. The Huskies opened the second half with a 15-6 run that created a 51-41 advantage with just under twelve minutes to play. The Buckeyes made a run but were unable to get closer than three the rest of the way. The win set a new single season victory record for the Huskies at 33 and marked the 19th straight time Connecticut has defeated a Jim O'Brien coached-team, dating back to 1988.

**OHIO STATE**

| NAME | FGM-A | 3FG-A | FTM-A | R | PF | TP | A | MIN |
|---|---|---|---|---|---|---|---|---|
| M. Redd | 7-18 | 0-2 | 1-2 | 8 | 2 | 15 | 3 | 37 |
| J. Singleton | 4-8 | 0-0 | 1-3 | 6 | 3 | 9 | 4 | 36 |
| K. Johnson | 3-8 | 0-0 | 0-0 | 5 | 1 | 6 | 0 | 30 |
| B. Brown | 2-8 | 0-2 | 1-2 | 2 | 1 | 5 | 2 | 21 |
| S. Penn | 3-13 | 2-7 | 3-5 | 5 | 3 | 11 | 4 | 40 |
| N. Coleman | 0-0 | 0-0 | 0-0 | 0 | 1 | 0 | 0 | 2 |
| B. Savovic | 2-4 | 1-3 | 2-2 | 3 | 3 | 7 | 1 | 20 |
| G. Reese | 2-4 | 0-0 | 1-4 | 3 | 2 | 5 | 0 | 14 |
| **TOTALS** | **23-63** | **3-14** | **9-18** | **35** | **16** | **58** | **14** | **200** |

**CONNECTICUT**

| NAME | FGM-A | 3FG-A | FTM-A | R | PF | TP | A | MIN |
|---|---|---|---|---|---|---|---|---|
| K. Freeman | 2-4 | 0-0 | 1-1 | 7 | 3 | 5 | 0 | 29 |
| R. Hamilton | 10-17 | 1-3 | 3-5 | 5 | 3 | 24 | 1 | 33 |
| J. Voskuhl | 1-2 | 0-0 | 0-0 | 5 | 5 | 2 | 1 | 19 |
| R. Moore | 1-7 | 0-2 | 4-4 | 8 | 2 | 6 | 1 | 37 |
| K. El-Amin | 8-15 | 0-1 | 2-2 | 1 | 1 | 18 | 6 | 34 |
| R. Jones | 2-3 | 0-0 | 0-0 | 0 | 1 | 4 | 0 | 8 |
| A. Mouring | 0-2 | 0-0 | 0-0 | 0 | 0 | 0 | 0 | 5 |
| E.J Harrison | 0-0 | 0-0 | 0-0 | 0 | 1 | 0 | 0 | 4 |
| S. Wane | 0-2 | 0-0 | 0-0 | 4 | 2 | 0 | 0 | 8 |
| E. Saunders | 2-3 | 0-0 | 1-3 | 5 | 3 | 5 | 0 | 23 |
| **TOTALS** | **26-55** | **1-6** | **11-15** | **39** | **21** | **64** | **9** | **200** |

Halftime Score - Connecticut 36, Ohio State 35; Team Rebounds - Connecticut 4, Ohio State 3; Attendance - 41,340 (sellout); Game Officials - Jim Burr, Larry Rose, Mark Whitehead.

**MARCH 29, 1999**
**NCAA NATIONAL CHAMPIONSHIP**
**CONNECTICUT 77, DUKE 74**
**TROPICANA FIELD**
**ST. PETERSBURG, FL**

West Region winner Connecticut defeated East Region champs Duke 77-74 in a game that saw 14 ties and eight lead changes to give the Huskies a national championship in the school's first ever visit to the Final Four. The Huskies came back from a halftime deficit for the tenth time during the season without a loss, trailing 39-37 at the intermission in this case. Senior Ricky Moore kept the Huskies in the game during the first half, scoring all 13 of his points in his most explosive offensive half of the season. All American Richard Hamilton and sophomore Khalid El-Amin both picked up the slack in the second half, Hamilton scoring 16 of his game-high 27 points and El-Amin 10 of his 12. The Huskies managed to shoot 52.5% from the field for the game, one of just two teams to top the 50% mark against Duke during the whole year. The stifling UConn defense held the prolific Duke offense to just 41.1% shooting, the lowest mark in the 39-game season for the Blue Devils. The Huskies once again pulled away after facing a 53-53 deadlock, never trailing again after grabbing a 55-53 edge. The Huskies fittingly sealed the victory with a defensive stop by Moore on Duke guard Trajan Langdon, who dribbled the ball off his knee as time expired. The Huskies finished the season with a 34-2 record. Hamilton was named the Most Outstanding Player at the Final Four and was joined on the All Final-Four team by teammates Khalid El-Amin and Ricky Moore.

**DUKE**

| NAME | FGM-A | 3FG-A | FTM-A | R | PF | TP | A | MIN |
|---|---|---|---|---|---|---|---|---|
| C. Carrawell | 3-7 | 0-2 | 3-4 | 4 | 4 | 9 | 2 | 31 |
| S. Battier | 2-7 | 1-3 | 1-2 | 4 | 3 | 6 | 2 | 33 |
| E. Brand | 5-8 | 0-0 | 5-8 | 13 | 3 | 15 | 0 | 38 |
| W. Avery | 3-12 | 1-3 | 4-4 | 4 | 4 | 11 | 5 | 36 |
| T. Langdon | 7-15 | 5-10 | 6-7 | 1 | 2 | 25 | 1 | 38 |
| N. James | 0-0 | 0-0 | 0-0 | 1 | 0 | 0 | 0 | 6 |
| C. Burgess | 0-0 | 0-0 | 0-0 | 0 | 1 | 0 | 0 | 7 |
| C. Maggette | 3-7 | 0-1 | 2-2 | 0 | 2 | 8 | 0 | 11 |
| **TOTALS** | **23-56** | **7-19** | **21-27** | **31** | **19** | **74** | **10** | **200** |

**CONNECTICUT**

| NAME | FGM-A | 3FG-A | FTM-A | R | PF | TP | A | MIN |
|---|---|---|---|---|---|---|---|---|
| K. Freeman | 3-6 | 0-0 | 0-0 | 8 | 1 | 6 | 0 | 32 |
| R. Hamilton | 10-22 | 2-4 | 5-6 | 7 | 1 | 27 | 3 | 38 |
| J. Voskuhl | 1-1 | 0-0 | 0-0 | 3 | 3 | 2 | 2 | 27 |
| R. Moore | 6-10 | 1-1 | 0-1 | 8 | 4 | 13 | 2 | 37 |
| K. El-Amin | 5-12 | 0-2 | 2-4 | 4 | 3 | 12 | 4 | 22 |
| R. Jones | 1-1 | 0-0 | 1-2 | 2 | 0 | 3 | 0 | 7 |
| A. Klaiber | 0-0 | 0-0 | 0-0 | 0 | 0 | 0 | 0 | 1 |
| A. Mouring | 3-4 | 0-1 | 0-1 | 3 | 1 | 6 | 0 | 17 |
| S. Wane | 2-2 | 0-0 | 0-0 | 0 | 4 | 4 | 0 | 8 |
| E. Saunders | 1-3 | 0-0 | 2-4 | 3 | 3 | 4 | 0 | 11 |
| **TOTALS** | **32-61** | **3-8** | **10-18** | **41** | **20** | **77** | **11** | **200** |

Halftime Score - Duke 39, Connecticut 37; Team Rebounds - Duke 4, Connecticut 3; Attendance - 41,340 (sellout); Game Officials- Tim Higgins, Gerald Boudreaux, Scott Thornley.

**MARCH 12, 1998**
**EAST REGION FIRST ROUND**
**CONNECTICUT 93, FAIRLEIGH DICKINSON 85**
**MCI CENTER**
**WASHINGTON DC**

UConn, seeded No. 2 in the East Region, survived 43 points from Elijah Allen and rode a 30-point performance from Richard Hamilton and 28 points from Khalid El-Amin to advance to NCAA Second Round play for the seventh consecutive appearance... Allen scored nine points in the final 1:11 to keep the Knights close, but UConn made 9-of-10 from the line in the final minute to ice the win.

**FAIRLEIGH DICKINSON**

| NAME | FGM-A | 3FG-A | FTM-A | R | PF | TP | A | MIN |
|---|---|---|---|---|---|---|---|---|
| D. Todd | 2-9 | 0-6 | 0-0 | 4 | 4 | 4 | 0 | 37 |
| R. Turner | 3-9 | 0-0 | 4-7 | 5 | 5 | 10 | 2 | 26 |
| C. Walker | 3-9 | 0-2 | 3-4 | 7 | 5 | 9 | 1 | 33 |
| E. Allen | 14-17 | 6-7 | 9-11 | 8 | 0 | 43 | 3 | 34 |
| J. Slider | 4-13 | 3-10 | 2-4 | 4 | 1 | 13 | 2 | 34 |
| J. Rasmussen | 1-2 | 1-2 | 0-0 | 0 | 0 | 3 | 0 | 7 |
| T. Fason | 0-1 | 0-0 | 0-0 | 0 | 0 | 0 | 0 | 7 |
| J. King | 0-0 | 0-0 | 1-2 | 3 | 4 | 1 | 0 | 12 |
| I. Williams | 1-2 | 0-1 | 0-2 | 0 | 2 | 2 | 0 | 3 |
| J. Sinding | 0-0 | 0-0 | 0-0 | 3 | 4 | 0 | 0 | 7 |
| **TOTALS** | **28-62** | **10-28** | **19-30** | **38** | **25** | **85** | **8** | **200** |

**CONNECTICUT**

| NAME | FGM-A | 3FG-A | FTM-A | R | PF | TP | A | MIN |
|---|---|---|---|---|---|---|---|---|
| K. Freeman | 5-13 | 0-0 | 2-4 | 5 | 2 | 12 | 0 | 33 |
| R. Hamilton | 9-18 | 2-5 | 10-13 | 6 | 2 | 30 | 3 | 39 |
| J. Voskuhl | 1-3 | 0-0 | 3-4 | 9 | 4 | 5 | 4 | 27 |
| R. Moore | 4-7 | 2-4 | 4-5 | 2 | 4 | 14 | 4 | 38 |
| K. El-Amin | 7-16 | 3-5 | 11-12 | 5 | 4 | 28 | 2 | 33 |
| R. Jones | 1-2 | 0-0 | 2-4 | 1 | 0 | 4 | 0 | 10 |
| A. Klaiber | 0-0 | 0-0 | 0-0 | 0 | 0 | 0 | 0 | 4 |
| M. Hardnett | 0-1 | 0-0 | 0-0 | 1 | 3 | 0 | 1 | 11 |
| S. Wane | 0-1 | 0-0 | 0-1 | 3 | 2 | 0 | 0 | 5 |
| **TOTALS** | **27-61** | **7-14** | **32-43** | **40** | **21** | **93** | **14** | **200** |

Halftime Score - Connecticut 46, Fairleigh Dickinson 40; Rebounds - Connecticut 8, Fairleigh Dickinson 4; Attendance - 19,288; Game Officials - Don Rutledge, Richard Day, William Kennedy.

**MARCH 14, 1998**
**EAST REGION SECOND ROUND**
**CONNECTICUT 78, INDIANA 68**
**MCI CENTER**
**WASHINGTON DC**

UConn erased a halftime deficit for only the fourth time in eight tries in 1997-98 and knocked off the No. 7 seed Hoosiers... Hamilton scored 23 and El-Amin 22 as the Huskies used a 15-4 second half run to turn a 45-41 deficit into a 56-49 lead... Hamilton made a pair of big three's in the final 2:36 and El-Amin hit 5-of-6 free throws to finish off Indiana.

**INDIANA**

| NAME | FGM-A | 3FG-A | FTM-A | R | PF | TP | A | MIN |
|---|---|---|---|---|---|---|---|---|
| L. Recker | 2-9 | 0-3 | 4-4 | 3 | 1 | 8 | 1 | 29 |
| W. Gladness | 2-6 | 0-0 | 0-0 | 6 | 1 | 4 | 1 | 32 |
| A. Patterson | 9-17 | 0-3 | 5-6 | 4 | 2 | 23 | 1 | 36 |
| L. Jimenez | 1-2 | 1-2 | 0-0 | 2 | 4 | 3 | 2 | 24 |
| A.J. Guyton | 6-11 | 1-3 | 4-4 | 3 | 0 | 17 | 2 | 38 |
| C. Miller | 3-3 | 1-1 | 0-0 | 1 | 1 | 7 | 1 | 11 |
| M. Lewis | 1-2 | 1-2 | 2-2 | 3 | 5 | 5 | 6 | 27 |
| L. Richardson | 0-0 | 0-0 | 1-2 | 0 | 2 | 1 | 0 | 3 |
| **TOTALS** | **24-50** | **4-14** | **16-18** | **26** | **16** | **68** | **14** | **200** |

**CONNECTICUT**

| NAME | FGM-A | 3FG-A | FTM-A | R | PF | TP | A | MIN |
|---|---|---|---|---|---|---|---|---|
| K. Freeman | 4-6 | 0-0 | 2-3 | 4 | 2 | 10 | 0 | 33 |
| R. Hamilton | 9-20 | 5-11 | 0-0 | 4 | 2 | 23 | 2 | 38 |
| J. Voskuhl | 5-6 | 0-0 | 2-3 | 8 | 3 | 12 | 0 | 29 |
| R. Moore | 2-3 | 0-1 | 1-2 | 1 | 3 | 5 | 5 | 35 |
| K. El-Amin | 6-20 | 2-8 | 8-10 | 5 | 3 | 22 | 8 | 37 |
| R. Jones | 2-2 | 0-0 | 0-0 | 3 | 1 | 4 | 0 | 11 |
| A. Klaiber | 0-0 | 0-0 | 0-0 | 2 | 0 | 0 | 0 | 2 |
| M. Hardnett | 0-0 | 0-0 | 0-0 | 0 | 2 | 0 | 2 | 8 |
| S. Wane | 1-2 | 0-0 | 0-0 | 2 | 1 | 2 | 0 | 7 |
| **TOTALS** | **29-59** | **7-20** | **13-18** | **34** | **17** | **78** | **17** | **200** |

Halftime Score - Indiana 41, Connecticut 36; Team Rebounds- Connecticut 5, Indiana 4; Technicals - UC - Hamilton; Attendance - 19,320; Game Officials- David Libbey, Bob Sitov, William Kennedy.

**MARCH 19, 1998**
**EAST REGION SEMIFINAL**
**CONNECTICUT 75, WASHINGTON 74**
**GREENSBORO COLISEUM**
**GREENSBORO, NC**

Hamilton made an eight-footer at the buzzer to cap a wild scramble in the final 10 seconds in which UConn had three clear looks at the basket... The win moved UConn into the Final Eight for the third time in the 1990's and fourth time in school history... With the win, UConn set a school record with 32 victories on the season.

**WASHINGTON**

| NAME | FGM-A | 3FG-A | FTM-A | R | PF | TP | A | MIN |
|---|---|---|---|---|---|---|---|---|
| D. Watts | 7-19 | 1-4 | 7-8 | 7 | 1 | 22 | 4 | 40 |
| T. Green | 1-2 | 0-0 | 0-0 | 0 | 4 | 2 | 3 | 16 |
| T. MacCulloch | 7-12 | 0-0 | 4-5 | 10 | 2 | 18 | 0 | 30 |
| J. Wooten | 1-3 | 0-1 | 0-0 | 4 | 3 | 2 | 3 | 31 |
| D. Luton | 6-14 | 1-5 | 4-4 | 0 | 2 | 17 | 1 | 37 |
| D. Dickau | 0-1 | 0-0 | 0-0 | 0 | 0 | 0 | 0 | 4 |
| M. Johnson | 0-1 | 0-0 | 0 | 0 | 0 | 0 | 0 | 3 |
| P. Femerling | 3-4 | 0-0 | 1-3 | 2 | 2 | 7 | 1 | 18 |
| C. Thompson | 0-0 | 0-0 | 0-0 | 0 | 0 | 0 | 0 | 5 |
| C. Walcott | 3-6 | 0-0 | 0-0 | 7 | 3 | 6 | 0 | 16 |
| **TOTALS** | **28-62** | **2-10** | **16-20** | **33** | **17** | **74** | **12** | **200** |

**CONNECTICUT**

| NAME | FGM-A | 3FG-A | FTM-A | R | PF | TP | A | MIN |
|---|---|---|---|---|---|---|---|---|
| K. Freeman | 2-3 | 0-0 | 6-6 | 2 | 3 | 10 | 0 | 35 |
| R. Hamilton | 8-16 | 2-5 | 4-4 | 6 | 4 | 22 | 1 | 28 |
| J. Voskuhl | 3-4 | 0-0 | 3-3 | 6 | 4 | 9 | 0 | 25 |
| R. Moore | 1-3 | 0-1 | 2-3 | 1 | 2 | 4 | 2 | 35 |
| K. El-Amin | 7-20 | 2-8 | 3-4 | 2 | 2 | 19 | 4 | 35 |
| M. Hardnett | 1-2 | 0-0 | 2-2 | 2 | 2 | 4 | 2 | 11 |
| S. Wane | 1-1 | 0-0 | 1-1 | 2 | 3 | 3 | 0 | 7 |
| R. Jones | 2-3 | 0-0 | 0-0 | 4 | 1 | 4 | 0 | 14 |
| A. Klaiber | 0-0 | 0-0 | 0-0 | 1 | 2 | 0 | 0 | 9 |
| E.J. Harrison | 0-0 | 0-0 | 0-0 | 0 | 0 | 0 | 0 | 1 |
| **TOTALS** | **25-52** | **4-14** | **21-23** | **32** | **23** | **75** | **9** | **200** |

Halftime Score - Connecticut 47, Washington 39; Team Rebounds - Connecticut 6, Indiana 3 ; Technicals - None; Attendance - 23,235; Game Officials - Don Rutledge, Zelton Steed, Ron Foxcroft.




**The Huskies mob Richard Hamilton after his 1998 game-winner vs. Washington**

# ALL-TIME NCAA TOURNAMENT BOX SCORES & RECAPS

**MARCH 21, 1998**
**EAST REGION CHAMPIONSHIP**
**NORTH CAROLINA 75, CONNECTICUT 64**
**GREENSBORO COLISEUM**
**GREENSBORO, NC**

UConn finishes the season with a 32-5 mark, the best in school history... Hamilton finishes the year with 795 points, third best in UConn history... El-Amin finishes the season with a UConn-freshman record 593 points... Both Hamilton and El-Amin are name to the East Regional All-Tournament Team... Jamison is the Regional MVP and is joined on the All-Tourney team by Carter, Williams and Cota.

**CONNECTICUT**

| NAME | FGM-A | 3FG-A | FTM-A | R | PF | TP | A | MIN |
|---|---|---|---|---|---|---|---|---|
| K. Freeman | 3-6 | 0-0 | 4-4 | 7 | 2 | 10 | 0 | 38 |
| R. Hamilton | 5-21 | 5-14 | 0-0 | 3 | 1 | 15 | 3 | 35 |
| J. Voskuhl | 3-4 | 0-0 | 0-1 | 3 | 3 | 6 | 1 | 30 |
| R. Moore | 0-3 | 0-2 | 1-3 | 1 | 0 | 1 | 1 | 27 |
| K. El-Amin | 10-16 | 3-7 | 1-1 | 3 | 4 | 24 | 2 | 35 |
| S. Wane | 1-3 | 0-0 | 0-0 | 4 | 2 | 2 | 0 | 10 |
| R. Jones | 0-1 | 0-0 | 0-0 | 2 | 1 | 0 | 0 | 5 |
| M. Hardnett | 1-4 | 0-1 | 4-6 | 4 | 1 | 6 | 4 | 17 |
| A. Klaiber | 0-0 | 0-0 | 0-0 | 0 | 0 | 0 | 0 | 2 |
| A. Mouring | 0-0 | 0-0 | 0-0 | 0 | 0 | 0 | 0 | 1 |
| **TOTALS** | **23-58** | **8-24** | **10-15** | **30** | **14** | **64** | **11** | **200** |

**NORTH CAROLINA**

| NAME | FGM-A | 3FG-A | FTM-A | R | PF | TP | A | MIN |
|---|---|---|---|---|---|---|---|---|
| A. Jamison | 9-19 | 0-1 | 2-4 | 11 | 1 | 20 | 1 | 35 |
| V. Carter | 5-9 | 1-2 | 1-1 | 3 | 1 | 12 | 2 | 33 |
| M. Ndiaye | 2-3 | 0-0 | 0-0 | 4 | 4 | 4 | 0 | 30 |
| S. Williams | 6-16 | 1-7 | 6-6 | 2 | 0 | 19 | 3 | 34 |
| E. Cota | 4-8 | 0-1 | 0-0 | 8 | 1 | 8 | 9 | 37 |
| A. Okulaja | 5-8 | 2-3 | 0-0 | 7 | 3 | 12 | 2 | 29 |
| B. Haywood | 0-0 | 0-0 | 0-0 | 0 | 0 | 0 | 0 | 2 |
| **TOTALS** | **31-63** | **4-14** | **9-11** | **39** | **10** | **75** | **17** | **200** |

Halftime Score - North Carolina 36, Connecticut 32; Team Rebounds - North Carolina 4, Connecticut 3; Technicals - None; Attendance - 23,235; Game Officials - Mark Reischling, Eddie Jackson, Dick Cartmill.

**MARCH 14, 1996**
**SOUTHEAST REGION FIRST ROUND**
**CONNECTICUT 68, COLGATE 59**
**RCA DOME**
**INDIANAPOLIS, IN**

The Huskies, the No. 1 seed in the Southeast Region, used a 28-9 early first half run to take a commanding 36-17 lead which Connecticut never relinquished during the game... Story of the game for the Connecticut fans was the loss of point guard Ricky Moore... Moore in an attempt to block a shot came down on his arm in doing so subluxed his right shoulder... Connecticut's backcourt tandem of Ray Allen and Doron Sheffer combined for 43 of the Huskies' 68 points on the afternoon (Allen 24 points and Sheffer 19 points)... The Red Raiders were led by center Adonal Foyle as he netted 21 points while grabbing 14 rebounds.

**COLGATE**

| NAME | FG | 3FG | FT | R | PF | TP | A | MIN |
|---|---|---|---|---|---|---|---|---|
| M. Roberts | 3-10 | 1-5 | 0-0 | 1 | 1 | 7 | 1 | 29 |
| T. Bollin | 1-10 | 0-0 | 0-0 | 3 | 3 | 2 | 2 | 29 |
| A. Foyle | 8-20 | 0-0 | 5-7 | 14 | 3 | 21 | 0 | 39 |
| J. Maloney | 1-3 | 0-1 | 0-0 | 1 | 3 | 2 | 3 | 29 |
| S. Schaeffer | 6-13 | 6-12 | 0-0 | 5 | 0 | 18 | 1 | 33 |
| D. Hyra | 0-1 | 0-0 | 0-0 | 0 | 0 | 0 | 0 | 4 |
| B. Tuohey | 2-3 | 2-3 | 0-0 | 1 | 2 | 6 | 1 | 22 |
| M. Cupid | 0-0 | 0-0 | 0-0 | 0 | 0 | 0 | 0 | 3 |
| R. Lynch | 1-3 | 0-0 | 1-2 | 4 | 1 | 3 | 1 | 12 |
| **TOTALS** | **22-63** | **9-21** | **6-9** | **36** | **13** | **59** | **9** | **200** |

**CONNECTICUT**

| NAME | FG | 3FG | FT | R | PF | TP | A | MIN |
|---|---|---|---|---|---|---|---|---|
| K. King | 2-4 | 0-0 | 0-0 | 2 | 3 | 4 | 0 | 18 |
| R. Johnson | 3-5 | 0-0 | 0-0 | 8 | 3 | 6 | 3 | 28 |
| T. Knight | 2-6 | 0-0 | 1-2 | 7 | 3 | 5 | 2 | 32 |
| D. Sheffer | 8-18 | 2-5 | 1-1 | 8 | 0 | 19 | 6 | 39 |
| R. Allen | 9-20 | 4-9 | 2-4 | 3 | 0 | 24 | 1 | 40 |
| R. Jones | 2-5 | 0-1 | 1-2 | 3 | 0 | 5 | 0 | 13 |
| R. Moore | 1-4 | 0-0 | 0-0 | 1 | 1 | 2 | 1 | 6 |
| D. Carson | 0-1 | 0-0 | 0-0 | 0 | 0 | 0 | 0 | 4 |
| E. Hayward | 1-1 | 0-0 | 1-4 | 6 | 2 | 3 | 3 | 20 |
| **TOTALS** | **28-64** | **6-15** | **6-13** | **41** | **12** | **68** | **16** | **200** |

Halftime Score - Connecticut 43, Colgate 26; Team Rebounds - Connecticut 3, Colgate 7; Turnovers - Connecticut 13, Colgate 17; Technicals - None; Attendance - 31,373; Game Officials - David Hall, Terry Murphy, Stanley Rote.

**MARCH 16, 1996**
**SOUTHEAST REGION SECOND ROUND**
**CONNECTICUT 95, EASTERN MICHIGAN 81**
**RCA DOME**
**INDIANAPOLIS, IN**

The Eagles came out hot hitting on 13 of their first 18 shots and converting on 14 of their first 16 trips down court to take a 32-19 advantage at the 11:36 mark of the first half... However, the Huskies rallied and tied the game at 43 with 3:09 remaining on a jumper by Doron Sheffer, who finished as UConn's high scorer with 27 points... At the half, the Eagles had converted every one of UConn's six turnovers into points (15)... After a Rudy Johnson lay-up at the 18:19 mark of the second half, Connecticut took the lead for good... Eagles' guard Brian Tolbert had a career game scoring 36 points on 14-of-24 shooting from the field including 7-of-13 from behind the three point arc... Four Connecticut players finished in double figures: Sheffer 27 points, Ray Allen 25 points, Johnson 13 points and Kirk King 13 points... In addition to Allen's 25 points, he also grabbed 10 rebounds, seven assists and one block.

**EASTERN MICHIGAN**

| NAME | FG | 3FG | FT | R | PF | TP | A | MIN |
|---|---|---|---|---|---|---|---|---|
| D. Dial | 4-8 | 2-5 | 0-0 | 2 | 4 | 10 | 3 | 31 |
| J. Zajac | 1-3 | 0-0 | 0-0 | 2 | 2 | 2 | 0 | 16 |
| T. Wilson | 5-10 | 0-0 | 8-8 | 7 | 3 | 18 | 0 | 35 |
| B. Tolbert | 14-24 | 7-13 | 1-5 | 3 | 3 | 36 | 5 | 38 |
| E. Boykins | 5-15 | 0-3 | 0-0 | 2 | 1 | 10 | 2 | 34 |
| J. Head | 1-3 | 0-1 | 0-0 | 6 | 4 | 2 | 0 | 20 |
| T. Beeten | 0-0 | 0-0 | 0-0 | 0 | 0 | 0 | 0 | 1 |
| T. Berkovitch | 0-1 | 0-1 | 0-0 | 0 | 1 | 0 | 0 | 5 |
| T. Mills | 1-1 | 0-0 | 1-2 | 1 | 3 | 3 | 1 | 14 |
| M. Pennisi | 0-0 | 0-0 | 0-0 | 0 | 2 | 0 | 0 | 4 |
| C. Eibeler | 0-0 | 0-0 | 0-0 | 0 | 0 | 0 | 0 | 1 |
| N. Ezugwu | 0-1 | 0-0 | 0-0 | 1 | 3 | 0 | 0 | 3 |
| **TOTALS** | **31-66** | **9-23** | **10-15** | **27** | **26** | **81** | **11** | **200** |

**CONNECTICUT**

| NAME | FG | 3FG | FT | R | PF | TP | A | MIN |
|---|---|---|---|---|---|---|---|---|
| K. King | 5-7 | 0-0 | 3-3 | 5 | 2 | 13 | 1 | 33 |
| R. Johnson | 6-9 | 0-0 | 1-1 | 6 | 2 | 13 | 2 | 26 |
| T. Knight | 2-4 | 0-0 | 3-4 | 7 | 4 | 7 | 3 | 28 |
| D. Sheffer | 10-14 | 2-4 | 5-7 | 7 | 1 | 27 | 5 | 35 |
| R. Allen | 8-20 | 5-9 | 4-7 | 10 | 0 | 25 | 7 | 37 |
| R. Jones | 1-5 | 0-1 | 2-2 | 6 | 1 | 4 | 1 | 17 |
| R. Inyatkin | 0-0 | 0-0 | 0-0 | 0 | 0 | 0 | 0 | 1 |
| K. Chapman | 0-0 | 0-0 | 0-0 | 0 | 0 | 0 | 0 | 1 |
| A. Klaiber | 0-0 | 0-0 | 0-0 | 0 | 0 | 0 | 0 | 1 |
| D. Carson | 0-0 | 0-0 | 1-2 | 1 | 0 | 1 | 0 | 2 |
| E. Hayward | 2-4 | 0-0 | 1-2 | 1 | 1 | 5 | 0 | 18 |
| P. Kane | 0-0 | 0-0 | 0-0 | 0 | 0 | 0 | 0 | 1 |
| **TOTALS** | **34-63** | **7-14** | **20-28** | **45** | **11** | **95** | **19** | **200** |

Halftime Score - Eastern Michigan 48, Connecticut 47; Team Rebounds - Connecticut 2, Eastern Michigan 3; Turnovers - Connecticut 14, Eastern Michigan 10; Technicals - None; Attendance - 32,293; Game Officials - James Howell, Kerry Sitton, Larry Lembo.

**MARCH 22, 1996**
**SOUTHEAST REGION SEMIFINAL**
**MISSISSIPPI STATE 60, CONNECTICUT 55**
**RUPP ARENA**
**LEXINGTON, KY**

Mississippi State, seeded No. 5, took advantage of a season-low field goal shooting effort (32.4%) by Connecticut to upend the Huskies 60-55 in the NCAA Southeast Regional semi-finals at Rupp Arena in Lexington, Kentucky... After trailing by 14 points with only 6:50 left to play in the second half, UConn cut the deficit to three in the final minute, only to come up short of victory... In the final games of their UConn careers, Ray Allen led UConn with 22 points while Travis Knight scored 10 points and had 13 rebounds and Doron Sheffer scored 10 points, pulled down nine rebounds and had five assists.

**MISSISSIPPI STATE**

| NAME | FG | 3FG | FT | R | PF | TP | A | MIN |
|---|---|---|---|---|---|---|---|---|
| D. Wilson | 9-14 | 7-11 | 2-2 | 2 | 3 | 27 | 0 | 35 |
| M. Bullard | 1-6 | 0-2 | 0-0 | 2 | 3 | 2 | 6 | 40 |
| R. Walters | 1-2 | 0-0 | 1-2 | 6 | 0 | 3 | 1 | 35 |
| E. Dampier | 6-15 | 0-0- | 3-4 | 8 | 1 | 15 | 2 | 40 |
| D. Jones | 6-16 | 0-1 | 1-2 | 10 | 4 | 13 | 4 | 32 |
| W. Hughes | 0-2 | 0-0 | 0-0 | 3 | 1 | 0 | 1 | 12 |
| B. Hyche | 0-1 | 0-1 | 0-0 | 0 | 1 | 0 | 0 | 5 |
| **TOTALS** | **23-56** | **7-15** | **7-10** | **35** | **13** | **60** | **14** | **200** |

**CONNECTICUT**

| NAME | FG | 3FG | FT | R | PF | TP | A | MIN |
|---|---|---|---|---|---|---|---|---|
| K. King | 4-9 | 0-0 | 0-0 | 8 | 1 | 8 | 1 | 31 |
| R. Johnson | 0-4 | 0-1 | 2-2 | 1 | 3 | 2 | 2 | 27 |
| T. Knight | 5-10 | 0-0 | 0-0 | 13 | 3 | 10 | 2 | 35 |
| D. Sheffer | 3-14 | 2-7 | 2-2 | 9 | 2 | 10 | 5 | 35 |
| R. Allen | 9-25 | 4-10 | 0-2 | 6 | 2 | 22 | 1 | 40 |
| R. Jones | 1-5 | 1-2 | 0-0 | 2 | 1 | 3 | 0 | 17 |
| E. Hayward | 0-0 | 0-0 | 0-0 | 1 | 2 | 0 | 0 | 13 |
| D. Carson | 0-1 | 0-0 | 0-0 | 0 | 0 | 0 | 0 | 2 |
| **TOTALS** | **22-68** | **7-20** | **4-6** | **45** | **14** | **55** | **11** | **200** |

Halftime Score - Mississippi St. 37, Connecticut 25; Team Rebounds - Connecticut 5, Mississippi St. 4; Turnovers - Connecticut 12, Mississippi St. 10; Technicals - None; Attendance - 23,890 (sellout); Game Officials - Dick Paparo, Jim Stupin, Mike Wood.

**MARCH 16, 1995**
**WEST REGION FIRST ROUND**
**CONNECTICUT 100, TENNESSEE-CHATTANOOGA 71**
**HUNTSMAN CENTER**
**SALT LAKE CITY, UT**

The No. 2 seeded Huskies ran off the first 15 points of the game and held a 20-point halftime edge in defeating the Mocassins...Donny Marshall led five Huskies in double figures with 22 points, including a perfect 10-of-10 from the free throw line... Joining Marshall in double figures were Ray Allen with 18 points, Travis Knight and Eric Hayward with 12 points and Brian Fair with 11... Knight and Hayward each had team-high totals of 13 rebounds... Kevin Ollie registered a game-high 11 assists... UConn shot 51 percent from the field (32-63), while limiting the Mocs to just 27 percent (22-81).

**TENN.-CHATTANOOGA**

| NAME | FG | 3FG | FT | R | PF | TP | A | MIN |
|---|---|---|---|---|---|---|---|---|
| M. Hanson | 5-22 | 3-15 | 15-19 | 14 | 4 | 28 | 1 | 38 |
| B. Born | 10-20 | 1-7 | 2-2 | 8 | 4 | 23 | 0 | 40 |
| J. Scott | 2-8 | 0-0 | 1-1 | 5 | 5 | 5 | 0 | 26 |
| L. Walters | 0-6 | 0-5 | 0-0 | 2 | 2 | 0 | 3 | 19 |
| J. Oliver | 3-14 | 1-8 | 2-2 | 2 | 2 | 9 | 0 | 22 |
| T. Owens | 0-0 | 0-0 | 0-0 | 1 | 0 | 0 | 0 | 1 |
| R. Lemons | 1-4 | 0-1 | 0-1 | 1 | 1 | 2 | 3 | 19 |
| S. Neal | 0-2 | 0-0 | 0-0 | 1 | 1 | 0 | 3 | 7 |
| P. Henderson | 1-1 | 0-0 | 0-0 | 2 | 0 | 2 | 0 | 7 |
| M. Watkins | 0-3 | 0-2 | 0-0 | 1 | 3 | 0 | 1 | 15 |
| R. Smith | 0-1 | 0-0 | 2-2 | 2 | 1 | 2 | 0 | 6 |
| **TOTALS** | **22-81** | **5-38** | **22-27** | **41** | **23** | **71** | **11** | **200** |

**CONNECTICUT**

| NAME | FG | 3FG | FT | R | PF | TP | A | MIN |
|---|---|---|---|---|---|---|---|---|
| D. Marshall | 6-12 | 0-1 | 10-10 | 4 | 3 | 22 | 0 | 27 |
| R. Allen | 7-9 | 2-2 | 2-2 | 7 | 1 | 18 | 3 | 27 |
| T. Knight | 5-8 | 0-0 | 2-2 | 13 | 4 | 12 | 0 | 18 |
| D. Sheffer | 2-8 | 0-2 | 2-3 | 6 | 3 | 6 | 7 | 27 |
| K. Ollie | 1-3 | 1-1 | 4-4 | 0 | 1 | 7 | 11 | 25 |
| N. Willingham | 0-1 | 0-0 | 2-2 | 3 | 1 | 2 | 0 | 4 |
| M. Thomas | 0-0 | 0-0 | 0-0 | 0 | 0 | 0 | 0 | 3 |
| R. Inyatkin | 0-1 | 0-0 | 0-0 | 1 | 1 | 0 | 2 | 3 |
| J. Srb | 0-0 | 0-0 | 1-2 | 0 | 0 | 1 | 0 | 1 |
| G. Yeomans | 0-0 | 0-0 | 0-0 | 0 | 1 | 0 | 0 | 3 |
| R. Johnson | 1-2 | 0-0 | 0-0 | 2 | 0 | 2 | 0 | 7 |
| B. Fair | 3-10 | 2-6 | 3-4 | 1 | 1 | 11 | 0 | 22 |
| K. King | 0-1 | 0-0 | 1-2 | 3 | 4 | 1 | 0 | 10 |
| E. Hayward | 5-5 | 0-0 | 2-3 | 13 | 2 | 12 | 0 | 18 |
| U. Cohen-Mintz | 2-3 | 2-3 | 0-0 | 1 | 2 | 6 | 0 | 5 |
| **TOTALS** | **32-63** | **7-15** | **29-34** | **54** | **24** | **100** | **23** | **200** |

Halftime Score - Connecticut 45, Tenn.-Chattanooga 25; Team Rebounds - Connecticut 0, Tenn.-Chattanooga 2; Turnovers - Connecticut 19, Tenn.-Chattanooga 11; Technicals - Tenn.-Chattanooga (Bench); Attendance - 11,790; Game Officials - Don Rutledge, Edward Corbett, David Day.

**MARCH 18, 1995**
**WEST REGION SECOND ROUND**
**CONNECTICUT 96, CINCINNATI 91**
**HUNTSMAN CENTER**
**SALT LAKE CITY, UT**

UConn shot a blistering 67 percent from the field in the second half (18-27) to knock off the No. 7 seeded Bearcats and advance to the Sweet 16 for the second consecutive year and fourth time in six seasons...Donny Marshall led the Huskies in scoring again, totaling 25 points and grabbing a team-high seven rebounds... Ray Allen added 24 points, Doron Sheffer scored 16 points, while Kevin Ollie scored 13 points and added a game-high nine assists... The Bearcats hit 15-of-30 three-pointers on the game, but UConn was an impressive 20-of-24 from the free throw line to hold off the Bearcats down the stretch.

**CINCINNATI**

| NAME | FG | 3FG | FT | R | PF | TP | A | MIN |
|---|---|---|---|---|---|---|---|---|
| K. Gregor | 0-1 | 0-0 | 0-0 | 1 | 1 | 0 | 0 | 7 |
| D. Fortson | 4-10 | 0-0 | 2-3 | 6 | 5 | 10 | 2 | 20 |
| A. Long | 10-17 | 0-1 | 2-2 | 15 | 5 | 22 | 1 | 32 |
| K. LeGree | 0-1 | 0-0 | 0-0 | 0 | 2 | 0 | 1 | 11 |
| L. Durden | 8-16 | 6-13 | 3-3 | 1 | 3 | 25 | 5 | 36 |
| D. Flint | 4-10 | 2-5 | 0-0 | 1 | 1 | 10 | 8 | 32 |
| D. Burton | 7-13 | 7-11 | 0-0 | 3 | 2 | 21 | 2 | 32 |
| B. Brannen | 0-0 | 0-0 | 0-0 | 0 | 0 | 0 | 0 | 3 |
| C. Bostic | 0-1 | 0-0 | 1-2 | 1 | 1 | 1 | 2 | 11 |
| J. Jacobs | 1-2 | 0-0 | 0-0 | 3 | 1 | 2 | 1 | 16 |
| **TOTALS** | **34-71** | **15-30** | **8-10** | **33** | **21** | **91** | **22** | **200** |

**CONNECTICUT**

| NAME | FG | 3FG | FT | R | PF | TP | A | MIN |
|---|---|---|---|---|---|---|---|---|
| D. Marshall | 9-14 | 2-2 | 5-6 | 7 | 3 | 25 | 3 | 34 |
| R. Allen | 9-17 | 3-6 | 3-4 | 5 | 3 | 24 | 1 | 39 |
| T. Knight | 3-4 | 0-0 | 0-0 | 4 | 4 | 6 | 2 | 15 |
| D. Sheffer | 4-9 | 1-2 | 7-9 | 4 | 1 | 16 | 5 | 33 |
| K. Ollie | 5-8 | 0-2 | 3-3 | 2 | 0 | 13 | 9 | 35 |
| N. Willingham | 0-0 | 0-0 | 0-0 | 0 | 0 | 0 | 0 | 1 |
| B. Fair | 0-1 | 0-1 | 0-0 | 0 | 1 | 0 | 0 | 13 |
| K. King | 3-4 | 0-0 | 0-0 | 3 | 1 | 6 | 0 | 9 |
| E. Hayward | 2-5 | 0-0 | 2-2 | 6 | 1 | 6 | 0 | 21 |
| **TOTALS** | **35-62** | **6-13** | **20-24** | **35** | **14** | **96** | **20** | **200** |

Halftime Score - Connecticut 44, Cincinnati 41; Team Rebounds - Connecticut 4, Cincinnati 2; Turnovers - Connecticut 13, Cincinnati 15; Technicals - Connecticut 1 (Marshall), Cincinnati 1 (Fortson); Attendance - 13,521; Game Officials - Arthur McDonald, Andre Patillo, Don Rutledge.

**MARCH 23, 1995**
**WEST REGION SEMIFINAL**
**CONNECTICUT 99, MARYLAND 89**
**OAKLAND COLISEUM**
**OAKLAND, CA**

The Huskies used a 21-6 run early in the second half to take a 70-51 lead, keyed by Donny Marshall's 12 points during the run, and Maryland would get no closer than nine points the rest of the way... Marshall finished the game as the leading scorer netting 27 points and grabbing nine rebounds... The Huskies put five players including Marshall in double figures as Ray Allen scored 18 and grabbed 11 rebounds, Travis Knight had 15, Doron Sheffer and Eric Hayward contributed 12 points... Leading scorer for the Terrapins was All-American center Joe Smith who scored 22 points and had 14 rebounds... Connecticut shot 48.6% from the field to Maryland's 45.8%.

**MARYLAND**

| NAME | FG | 3FG | FT | R | PF | TP | A | MIN |
|---|---|---|---|---|---|---|---|---|
| E. Hipp | 5-11 | 1-1 | 2-4 | 5 | 5 | 13 | 4 | 30 |
| K. Booth | 4-9 | 0-2 | 2-3 | 11 | 2 | 10 | 3 | 30 |
| J. Smith | 10-17 | 0-1 | 2-2 | 14 | 3 | 22 | 0 | 32 |
| D. Simpkins | 4-11 | 1-5 | 0-0 | 1 | 4 | 9 | 5 | 36 |
| J. Rhodes | 9-18 | 2-5 | 2-3 | 7 | 3 | 22 | 5 | 35 |
| M. Lucas | 3-7 | 0-3 | 1-2 | 2 | 1 | 7 | 1 | 16 |
| W. Bristol | 1-4 | 0-2 | 0-0 | 2 | 3 | 2 | 3 | 15 |
| M. Kovarik | 0-0 | 0-0 | 0-0 | 1 | 3 | 0 | 1 | 4 |
| R.Elliott | 0-1 | 0-0 | 0-0 | 0 | 0 | 0 | 0 | 2 |
| M. Raydo | 1-2 | 0-0 | 0-0 | 1 | 0 | 2 | 0 | 0 |
| K. Shultz | 1-1 | 0-0 | 0-0 | 1 | 0 | 2 | 0 | 0 |
| D. Judd | 0-1 | 0-1 | 0-0 | 0 | 0 | 0 | 0 | 0 |
| S. Jasikevicius | 0-1 | 0-0 | 0-0 | 0 | 0 | 0 | 0 | 0 |
| **TOTALS** | **38-83** | **4-20** | **9-14** | **49** | **24** | **89** | **22** | **200** |

**CONNECTICUT**

| NAME | FG | 3FG | FT | R | PF | TP | A | MIN |
|---|---|---|---|---|---|---|---|---|
| D. Marshall | 11-22 | 3-3 | 2-4 | 9 | 1 | 27 | 2 | 35 |
| R. Allen | 8-16 | 2-6 | 0-2 | 11 | 2 | 18 | 3 | 32 |
| T. Knight | 6-7 | 0-0 | 3-4 | 4 | 5 | 15 | 0 | 17 |
| D. Sheffer | 3-7 | 0-1 | 6-6 | 1 | 3 | 12 | 7 | 32 |
| K. Ollie | 2-7 | 0-2 | 5-6 | 4 | 0 | 9 | 4 | 34 |
| E. Hayward | 4-4 | 0-0 | 4-7 | 5 | 1 | 12 | 0 | 20 |
| B. Fair | 1-7 | 1-2 | 1-4 | 3 | 0 | 4 | 4 | 15 |
| R. Johnson | 0-2 | 0-0 | 0-0 | 2 | 2 | 0 | 1 | 5 |
| K. King | 1-2 | 0-0 | 0-0 | 2 | 1 | 2 | 1 | 9 |
| N. Willingham | 0-0 | 0-0 | 0-0 | 0 | 0 | 0 | 0 | 1 |
| U. Cohen-Mintz | 0-0 | 0-0 | 0-0 | 0 | 0 | 0 | 0 | 0 |
| M. Thomas | 0-0 | 0-0 | 0-0 | 0 | 0 | 0 | 0 | 0 |
| **TOTALS** | **36-74** | **6-14** | **21-33** | **43** | **15** | **99** | **22** | **200** |

Halftime Score - Connecticut 49, Maryland 41; Team Rebounds - Connecticut 2, Maryland 4; Turnovers - Connecticut 9, Maryland 16; Technicals - None; Attendance - 14,399; Game Officials - Ed Hightower, David Dodge. Scott Thornley.

**MARCH 23, 1995**
**WEST REGION CHAMPIONSHIP**
**UCLA 102, CONNECTICUT 96**
**OAKLAND COLISEUM**
**OAKLAND, CA**

In one of the best games of the NCAA Tournament that year, UCLA shot an amazing 62.5% from the field in the second half and 54.5% for the game... Connecticut got as close as three points (56-53 at the 16:07 mark) before UCLA pulled away... The Huskies just run out of time down the stretch as they cut into 10 point lead with 1:11 remaining (95-85), cut it to six points before time expires... Ray Allen scored a career-high 36 points on 12-25 shooting and grabbing nine rebounds... Doron Sheffer (24 points), Donny Marshall (15 points), Travis Knight (12 points) were the other Huskies in double figures scoring... Connecticut placed Allen and Marshall on the West Regional All-Tournament team... The Bruins were led by Toby Bailey's 26 points and 1995 West Regional Most Outstanding Player Tyus Edney's 22 points and ten assists... UCLA went on to the national championship by

# ALL-TIME NCAA TOURNAMENT BOX SCORES & RECAPS

defeating Arkansas for the tournament crown.

**CONNECTICUT**

| NAME | FG | 3FG | FT | R | PF | TP | A | MIN |
|---|---|---|---|---|---|---|---|---|
| D. Marshall | 3-11 | 1-4 | 8-8 | 9 | 4 | 15 | 0 | 37 |
| R. Allen | 12-25 | 3-8 | 9-12 | 9 | 2 | 36 | 3 | 38 |
| T. Knight | 6-9 | 0-0 | 0-1 | 13 | 3 | 12 | 0 | 26 |
| D. Sheffer | 9-20 | 2-8 | 4-4 | 5 | 4 | 24 | 4 | 35 |
| K. Ollie | 1-6 | 0-0 | 0-0 | 3 | 5 | 2 | 8 | 32 |
| E. Hayward | 0-0 | 0-0 | 2-2 | 1 | 1 | 2 | 0 | 13 |
| B. Fair | 1-3 | 1-2 | 0-0 | 1 | 3 | 3 | 2 | 13 |
| K. King | 1-2 | 0-0 | 0-0 | 2 | 3 | 2 | 0 | 4 |
| R. Johnson | 0-0 | 0-0 | 0-0 | 0 | 1 | 0 | 0 | 2 |
| N. Willingham | 0-0 | 0-0 | 0-0 | 0 | 0 | 0 | 0 | 0 |
| **TOTALS** | **33-76** | **7-22** | **23-27** | **45** | **26** | **96** | **17** | **200** |

**UCLA**

| NAME | FG | 3FG | FT | R | PF | TP | A | MIN |
|---|---|---|---|---|---|---|---|---|
| C. O'Bannon | 2-4 | 0-0 | 6-8 | 5 | 2 | 10 | 5 | 24 |
| E. O'Bannon | 5-13 | 0-6 | 5-6 | 6 | 3 | 15 | 2 | 33 |
| G. Zidek | 4-9 | 0-0 | 0-0 | 3 | 4 | 8 | 0 | 12 |
| T. Edney | 5-11 | 2-3 | 10-10 | 2 | 4 | 22 | 10 | 40 |
| T. Bailey | 10-16 | 0-2 | 6-12 | 9 | 2 | 26 | 0 | 38 |
| J.R. Henderson | 9-12 | 0-0 | 0-1 | 2 | 4 | 18 | 1 | 30 |
| C. Dollar | 1-1 | 0-0 | 1-2 | 6 | 3 | 3 | 5 | 23 |
| **TOTALS** | **36-66** | **2-11** | **28-39** | **34** | **22** | **102** | **23** | **200** |

Halftime Score - UCLA 48, Connecticut 41; Team Rebounds - Connecticut 2, UCLA 1; Turnovers - Connecticut 17, UCLA 9; Technicals - UCLA (delay of game); Attendance - 14,399; Game Officials - Gerry Donaghy, Tom O'Neill. Stan Reynolds.

**MARCH 17, 1994**
**EAST REGION FIRST ROUND**
**CONNECTICUT 64, RIDER 46**
**NASSAU COLISEUM**
**UNIONDALE, NY**

The Huskies, seeded No. 2 in the East Region, battled a tough Rider College team for the first 35 minutes before finally pulling away...UConn led 43-35 with 9:07 remaining before going on a 17-6 run over the next 6:30 to extend the lead to 60-41...UConn put four players in double-figures as Donyell Marshall had 19, Donny Marshall had 14 and Doron Sheffer and Ray Allen each had 12...Allen paced the Huskies with 10 rebounds...Rider was led by Charles Smith's 14 points and eight rebounds...UConn shot 57.9% from the floor in the second half while limiting the Broncs to just 25.0%

**RIDER**

| NAME | FG | 3FG | FT | R | PF | TP | A | MIN |
|---|---|---|---|---|---|---|---|---|
| T. Pennix | 3-8 | 0-0 | 2-2 | 5 | 4 | 8 | 1 | 39 |
| C. Smith | 7-17 | 0-0 | 0-0 | 8 | 3 | 14 | 1 | 40 |
| J. Jones | 1-1 | 0-0 | 0-0 | 4 | 4 | 2 | 2 | 23 |
| D. Hames | 4-14 | 1-7 | 3-4 | 5 | 0 | 12 | 2 | 40 |
| M. Wilcox | 2-7 | 1-6 | 0-0 | 3 | 5 | 5 | 1 | 21 |
| P. Watkins | 0-4 | 0-1 | 0-0 | 0 | 0 | 0 | 2 | 11 |
| D. Edwards | 0-2 | 0-1 | 0-0 | 0 | 1 | 0 | 0 | 9 |
| A. Flowers | 2-2 | 0-0 | 1-2 | 2 | 3 | 5 | 0 | 17 |
| **TOTALS** | **19-55** | **2-15** | **6-8** | **30** | **20** | **46** | **9** | **200** |

**CONNECTICUT**

| NAME | FG | 3FG | FT | R | PF | TP | A | MIN |
|---|---|---|---|---|---|---|---|---|
| Dy. Marshall | 4-9 | 0-2 | 6-9 | 6 | 2 | 14 | 1 | 36 |
| Dl. Marshall | 8-16 | 1-3 | 2-2 | 5 | 3 | 19 | 1 | 33 |
| E. Hayward | 1-1 | 0-0 | 1-2 | 3 | 0 | 3 | 0 | 11 |
| D. Sheffer | 4-7 | 0-1 | 4-4 | 4 | 4 | 12 | 1 | 35 |
| K. Ollie | 0-0 | 0-0 | 0-1 | 5 | 2 | 0 | 2 | 35 |
| M. Thomas | 0-0 | 0-0 | 0-0 | 0 | 0 | 0 | 0 | 1 |
| R. Johnson | 1-4 | 0-0 | 0-0 | 3 | 0 | 2 | 0 | 10 |
| B. Fair | 1-1 | 0-0 | 0-0 | 0 | 1 | 2 | 0 | 5 |
| K. King | 0-0 | 0-0 | 0-0 | 0 | 1 | 0 | 0 | 1 |
| R. Allen | 4-12 | 1-2 | 3-4 | 10 | 1 | 12 | 3 | 28 |
| T. Knight | 0-0 | 0-0 | 0-0 | 0 | 1 | 0 | 0 | 4 |
| S. Emt | 0-0 | 0-0 | 0-0 | 0 | 0 | 0 | 0 | 1 |
| **TOTALS** | **23-50** | **2-8** | **16-22** | **38** | **15** | **64** | **8** | **200** |

Halftime Score - Connecticut 29, Rider 29; Team Rebounds - Rider 3, Connecticut 2; Turnovers - Rider 19, Connecticut 17; Technicals - None; Attendance - 16,204 (Sellout); Game Officials - Rusty Herring, Fred Carbone, Jerry Petro.

**MARCH 19, 1994**
**EAST REGION SECOND ROUND**
**CONNECTICUT 75, GEORGE WASHINGTON 63**
**NASSAU COLISEUM**
**UNIONDALE, NY**

The Huskies jumped out to a 10-0 lead 4:33 into the contest before the Colonials pulled to within one point at 24-23 with 3:52 remaining in the first half...GW would tie the game twice in the second half at 41-41 and 43-43 before UConn went on a 17-4 run over a seven minute stretch to push the lead to 60-47 with 5:19 left in the game...The Colonials would get no closer than seven points the rest of the way...UConn was led by Donyell Marshall's 20 points while Donny Marshall and Ray Allen had 14 points apiece and Doron Sheffer contributed 11 points...The Marshalls and Sheffer all pulled down nine rebounds to lead the Huskies...George Washington was led by Kwame Evans' 21 points and 10 rebounds while Yinka Dare had 19 points and 12 rebounds...The Colonials only shot 28.8% (21-73) from the floor and 5-28 from three-point range...UConn shot 38.6% (22-57) from the floor.

**GEORGE WASHINGTON**

| NAME | FG | 3FG | FT | R | PF | TP | A | MIN |
|---|---|---|---|---|---|---|---|---|
| M. Ford | 0-1 | 0-1 | 0-0 | 2 | 0 | 0 | 0 | 10 |
| N. Hammons | 2-14 | 1-9 | 5-6 | 6 | 5 | 10 | 0 | 26 |
| Y. Dare | 9-15 | 0-0 | 1-3 | 12 | 1 | 19 | 1 | 36 |
| A. Pearsall | 3-8 | 2-5 | 0-0 | 6 | 4 | 8 | 1 | 34 |
| K. Evans | 6-22 | 2-11 | 7-8 | 10 | 3 | 21 | 0 | 39 |
| A. Hart | 0-0 | 0-0 | 0-0 | 0 | 0 | 0 | 0 | 2 |
| B. Calloway | 0-0 | 0-0 | 0-0 | 0 | 1 | 0 | 0 | 1 |
| V. Jones | 1-8 | 0-0 | 0-0 | 3 | 4 | 2 | 2 | 26 |
| F. Williams | 0-1 | 0-0 | 0-0 | 1 | 1 | 0 | 1 | 5 |
| O. Moses | 0-4 | 0-2 | 3-4 | 0 | 4 | 3 | 0 | 17 |
| A. Wise | 0-0 | 0-0 | 0-0 | 0 | 0 | 0 | 0 | 4 |
| **TOTALS** | **21-73** | **5-28** | **16-21** | **45** | **23** | **63** | **5** | **200** |

**CONNECTICUT**

| NAME | FG | 3FG | FT | R | PF | TP | A | MIN |
|---|---|---|---|---|---|---|---|---|
| Dy. Marshall | 3-8 | 0-2 | 8-9 | 9 | 1 | 14 | 2 | 31 |
| Dl. Marshall | 7-17 | 1-4 | 5-6 | 9 | 3 | 20 | 1 | 33 |
| E. Hayward | 1-1 | 0-0 | 0-0 | 6 | 4 | 2 | 1 | 27 |
| D. Sheffer | 3-9 | 0-0 | 5-7 | 9 | 3 | 11 | 5 | 35 |
| K. Ollie | 1-2 | 0-0 | 2-2 | 3 | 3 | 4 | 5 | 26 |
| N. Willingham | 0-1 | 0-0 | 0-0 | 1 | 0 | 0 | 0 | 2 |
| M. Thomas | 0-0 | 0-0 | 0-0 | 0 | 0 | 0 | 0 | 1 |
| R. Johnson | 0-1 | 0-0 | 0-0 | 2 | 3 | 0 | 0 | 5 |
| B. Fair | 3-7 | 3-4 | 0-0 | 0 | 1 | 9 | 1 | 13 |
| R. Allen | 4-10 | 1-2 | 5-6 | 5 | 2 | 14 | 2 | 20 |
| T. Knight | 0-1 | 0-0 | 1-2 | 1 | 0 | 1 | 0 | 7 |
| **TOTALS** | **22-57** | **5-12** | **26-32** | **48** | **20** | **75** | **17** | **200** |

Halftime Score - Connecticut 33, George Washington 30; Team Rebounds - George Washington 5, Connecticut 3; Turnovers - George Washington 9, Connecticut 12; Technicals - None; Attendance - 16,204 (Sellout); Game Officials - Ed Hightower, Rusty Herring, Bobby Voetketter.

**MARCH 25, 1994**
**EAST REGION SEMIFINALS**
**FLORIDA 69, CONNECTICUT 60 (OT)**
**MIAMI ARENA**
**MIAMI, FL**

UConn's lead stretched to 10 points at 44-34 with 14:25 left in the game before Florida went on an 18-5 run to take a 52-49 lead with 5:18 left... The game see-sawed back and forth as UConn took a 57-53 lead on a Travis Knight jumper... Florida guard Dan Cross knotted the score at 57 on a layup and the game went into overtime after Donyell Marshall missed two free throws with three seconds left... Overtime was a defensive struggle as the two teams combined for only three field goals... Florida's Craig Brown scored 5 points in overtime including a crucial three pointer to put Florida ahead 62-58 with 1:16 remaining... The Gators converted on 7 of 8 free throws in overtime to help seal the victory... UConn was led by Doron Sheffer's 18 points, while Donyell Marshall added 16 points and 13 rebounds... Cross and Brown paced Florida with 17 points apiece... UConn only had six field goals after halftime on 26 shots... Florida would advance to the Final Four, defeating Boston College in the East Regional Final and losing to Duke in the next round.

**FLORIDA**

| NAME | FG | 3FG | FT | R | PF | TP | A | MIN |
|---|---|---|---|---|---|---|---|---|
| B. Thompson | 2-7 | 0-0 | 0-1 | 3 | 0 | 4 | 2 | 22 |
| A. DeClercq | 4-8 | 0-0 | 1-2 | 6 | 4 | 9 | 2 | 30 |
| D. Hill | 5-12 | 0-1 | 5-7 | 5 | 2 | 15 | 0 | 39 |
| C. Brown | 7-14 | 2-5 | 1-2 | 9 | 1 | 17 | 4 | 41 |
| D. Cross | 5-14 | 0-2 | 7-11 | 4 | 4 | 17 | 4 | 43 |
| S. Dyrkolbotn | 1-2 | 0-0 | 0-0 | 1 | 1 | 2 | 1 | 6 |
| J. Anderson | 0-4 | 0-0 | 2-2 | 5 | 4 | 2 | 1 | 23 |
| M. Kuisma | 1-5 | 1-4 | 0-0 | 2 | 0 | 3 | 0 | 15 |
| G. Williams | 0-1 | 0-0 | 0-0 | 1 | 0 | 0 | 0 | 6 |
| **TOTALS** | **25-67** | **3-12** | **16-25** | **40** | **16** | **69** | **14** | **225** |

**CONNECTICUT**

| NAME | FG | 3FG | FT | R | PF | TP | A | MIN |
|---|---|---|---|---|---|---|---|---|
| Dy. Marshall | 3-7 | 0-2 | 4-4 | 3 | 3 | 10 | 1 | 30 |
| Dl. Marshall | 5-13 | 0-5 | 6-10 | 13 | 1 | 16 | 3 | 44 |
| E. Hayward | 0-0 | 0-0 | 0-0 | 3 | 2 | 0 | 0 | 15 |
| K. Ollie | 1-6 | 0-2 | 4-4 | 4 | 1 | 6 | 8 | 39 |
| D. Sheffer | 7-16 | 2-6 | 2-2 | 5 | 2 | 18 | 3 | 39 |
| T. Knight | 3-5 | 0-0 | 0-2 | 6 | 5 | 6 | 0 | 26 |
| R. Allen | 1-5 | 0-2 | 0-0 | 4 | 3 | 2 | 0 | 20 |
| R. Johnson | 1-2 | 0-0 | 0-0 | 2 | 1 | 2 | 0 | 5 |
| K. King | 0-0 | 0-0 | 0-0 | 0 | 2 | 0 | 0 | 2 |
| N. Willingham | 0-0 | 0-0 | 0-0 | 1 | 0 | 0 | 0 | 1 |
| B. Fair | 0-1 | 0-0 | 0-0 | 0 | 0 | 0 | 0 | 4 |
| **TOTALS** | **21-55** | **2-17** | **16-22** | **43** | **20** | **60** | **15** | **225** |

Halftime Score - Connecticut 34, Florida 28; End of Regulation- Connecticut 57, Florida 57; Team Rebounds - Florida 4, Connecticut 2; Turnovers - Florida 16, Connecticut 23; Technicals- None; Attendance - 15,217 (Sellout); Game Officials - Tom Rucker, Ted Hillary, Michael Sanzer.

**MARCH 19, 1992**
**SOUTHEAST REGION FIRST ROUND**
**CONNECTICUT 86, NEBRASKA 65**
**RIVERFRONT COLISEUM**
**CINCINNATI, OH**

UConn, the No. 9 seed in the Southeast Region, uses a big first half en route to the win...The Huskies commit only six turnovers while forcing 15 Husker TOs...Nebraska holds a 49-40 rebounding edge but shoots only 34.7% from the field...UConn is led by Chris Smith's 24 points while Scott Burrell also added 20 points and a team-high 11 rebounds and Donyell Marshall posts 19 points and nine rebounds in his first NCAA Tournament game...Derrick Chandler leads Nebraska with 17 points and 11 boards.

**CONNECTICUT**

| NAME | FGM-A | 3FG-A | FTM-A | R | PF | TP | A | MIN |
|---|---|---|---|---|---|---|---|---|
| T. Walker | 3-3 | 0-0 | 1-2 | 4 | 3 | 7 | 1 | 24 |
| Dl. Marshall | 8-14 | 2-3 | 1-2 | 9 | 2 | 19 | 3 | 30 |
| D. Cyrulik | 3-5 | 0-0 | 0-0 | 3 | 4 | 6 | 1 | 24 |
| C. Smith | 9-22 | 3-9 | 3-3 | 3 | 2 | 24 | 4 | 38 |
| S. Burrell | 9-16 | 2-5 | 0-1 | 11 | 2 | 20 | 4 | 35 |
| Dy. Marshall | 2-4 | 0-0 | 2-2 | 4 | 0 | 6 | 0 | 11 |
| B. Fair | 1-4 | 0-1 | 0-1 | 1 | 2 | 2 | 0 | 18 |
| N. Willingham | 0-1 | 0-0 | 0-0 | 1 | 2 | 0 | 0 | 8 |
| K. Ollie | 0-3 | 0-0 | 0-0 | 2 | 1 | 0 | 0 | 11 |
| R. Ashmeade | 1-1 | 0-0 | 0-0 | 0 | 0 | 2 | 0 | 1 |
| **TOTALS** | **36-73** | **7-18** | **7-11** | **40** | **18** | **86** | **13** | **200** |

**NEBRASKA**

| NAME | FGM-A | 3FG-A | FTM-A | R | PF | TP | A | MIN |
|---|---|---|---|---|---|---|---|---|
| C. Hayes | 5-14 | 0-2 | 2-3 | 3 | 1 | 12 | 2 | 24 |
| B. Chubick | 2-7 | 0-0 | 0-2 | 9 | 1 | 4 | 1 | 28 |
| D. Chandler | 8-17 | 0-0 | 1-2 | 11 | 2 | 17 | 2 | 29 |
| J. Johnson | 1-5 | 0-2 | 2-2 | 3 | 2 | 4 | 1 | 31 |
| E. Piatkowski | 1-12 | 1-5 | 0-0 | 5 | 2 | 3 | 5 | 33 |
| D. Owens | 4-8 | 0-0 | 4-7 | 8 | 1 | 12 | 0 | 19 |
| M. Hughes | 2-5 | 1-2 | 2-4 | 7 | 2 | 7 | 3 | 22 |
| C. Cresswell | 2-4 | 2-4 | 0-0 | 1 | 0 | 6 | 0 | 14 |
| **TOTALS** | **25-72** | **4-15** | **11-20** | **49** | **12** | **65** | **14** | **200** |

Halftime Score - Connecticut 86, Nebraska 65; Team Rebounds- Connecticut 2, Nebraska 2; Turnovers - Connecticut 6, Nebraska 15; Technicals - None; Attendance - 16,002; Game Officials - Jerry Donaghy, Michael Smith, Paul Andrejewski.

**MARCH 21, 1992**
**SOUTHEAST REGION SECOND ROUND**
**OHIO STATE 78, CONNECTICUT 55**
**RIVERFRONT COLISEUM**
**CINCINNATI, OH**

No. 1 seed Ohio State puts four players in double-figures as Jim Jackson leads the way with 23 points and 11 rebounds...The Huskies were led by Donyell Marshall and Rod Sellers who each hit for double-doubles... Marshall had 12 points and 16 rebounds while Sellers hit for 12 points and 13 rebounds...UConn's all-time leading scorer Chris Smith was held to only eight points in final collegiate game...One number that stood out was Ohio State's 12 assists to UConn's two assists...The Huskies were also forced into 17 turnovers...UConn was stone-cold from the outside as the Huskies were 0-for-10 from three-point range...The Buckeyes were 14-for-21 from the free throw line while Connecticut was only 5-for-8.

**CONNECTICUT**

| NAME | FGM-A | 3FG-A | FTM-A | R | PF | TP | A | MIN |
|---|---|---|---|---|---|---|---|---|
| T. Walker | 2-6 | 0-0 | 0-0 | 4 | 0 | 4 | 0 | 23 |
| Dl. Marshall | 6-14 | 0-1 | 0-0 | 16 | 3 | 12 | 0 | 35 |
| R. Sellers | 5-6 | 0-0 | 2-2 | 13 | 4 | 12 | 0 | 36 |
| C. Smith | 3-15 | 0-5 | 2-4 | 2 | 3 | 8 | 1 | 30 |
| S. Burrell | 3-13 | 0-2 | 1-1 | 3 | 5 | 7 | 0 | 27 |
| K. Ollie | 3-6 | 0-0 | 0-0 | 0 | 1 | 6 | 0 | 17 |
| Dy. Marshall | 0-1 | 0-0 | 0-1 | 2 | 2 | 0 | 1 | 10 |
| D. Cyrulik | 1-3 | 0-0 | 0-0 | 1 | 1 | 2 | 0 | 6 |
| B. Fair | 2-4 | 0-2 | 0-0 | 0 | 0 | 4 | 0 | 14 |
| N. Willingham | 0-0 | 0-0 | 0-0 | 0 | 0 | 0 | 0 | 1 |
| R. Ashmeade | 0-0 | 0-0 | 0-0 | 0 | 0 | 0 | 0 | 1 |
| **TOTALS** | **25-68** | **0-10** | **5-8** | **42** | **19** | **55** | **2** | **200** |

**OHIO STATE**

| NAME | FGM-A | 3FG-A | FTM-A | R | PF | TP | A | MIN |
|---|---|---|---|---|---|---|---|---|
| C. Jent | 5-9 | 2-3 | 2-3 | 6 | 3 | 14 | 1 | 27 |
| J. Jackson | 7-26 | 2-6 | 7-10 | 11 | 1 | 23 | 6 | 38 |
| L. Funderburke | 4-9 | 0-0 | 3-6 | 7 | 1 | 11 | 1 | 32 |
| M. Baker | 6-7 | 0-0 | 1-1 | 2 | 2 | 12 | 2 | 34 |
| J. Brown | 4-10 | 1-4 | 0-0 | 4 | 1 | 9 | 1 | 30 |
| J. Skelton | 1-3 | 1-2 | 0-0 | 2 | 2 | 3 | 1 | 12 |
| A. Davis | 0-0 | 0-0 | 0-0 | 0 | 0 | 0 | 0 | 3 |
| B. Robinson | 1-1 | 0-0 | 0-0 | 1 | 1 | 2 | 0 | 5 |
| R. Dudley | 1-1 | 0-0 | 1-1 | 5 | 2 | 3 | 0 | 17 |
| D. Etzler | 0-0 | 0-0 | 0-0 | 2 | 0 | 0 | 0 | 2 |
| **TOTALS** | **29-66** | **6-15** | **14-21** | **16** | **25** | **41** | **12** | **200** |

Halftime Score - Ohio State 31, Connecticut 30; Team Rebounds - Connecticut 1, Ohio State 1; Turnovers - Connecticut 17, Ohio State13; Technicals - UC-Willingham; Attendance - 16,000; Game Officials - Jerry Donaghy, Rusty Herring, Gerry Boudreaux.

**MARCH 14, 1991**
**NCAA MIDWEST REGION FIRST ROUND**
**CONNECTICUT 79, LOUISIANA STATE 62**
**HUBERT HUMPHREY METRODOME - MINNEAPOLIS, MN**

For the first time since 1963-64 and 1964-65 teams of Fred Shabel, Connecticut is in the NCAA Championship for two-straight years...Chris Smith leads the No. 11 seeded Huskies with 25 points while John Gwynn comes off the bench to score 17...Rod Sellers was the top rebounder for the Huskies with 10 boards...UConn started off the second half with a 15-4 run to take a 51-29 lead with 14:55 left...Huskies led by as many as 25 during the second half. Shaquille O'Neal leads LSU with 27 points and 16 rebounds.

**CONNECTICUT**

| NAME | FGM-A | 3FG-A | FTM-A | R | PF | TP | A | MIN |
|---|---|---|---|---|---|---|---|---|
| S. Burrell | 5-11 | 1-4 | 0-0 | 8 | 0 | 11 | 2 | 39 |
| T. Walker | 4-5 | 0-0 | 0-1 | 5 | 3 | 8 | 3 | 16 |
| R. Sellers | 5-9 | 0-0 | 1-4 | 10 | 3 | 11 | 3 | 32 |
| C. Smith | 10-16 | 3-4 | 2-5 | 4 | 1 | 25 | 5 | 40 |
| S. Pikiell | 1-1 | 0-0 | 1-2 | 0 | 1 | 3 | 0 | 19 |
| L. DePriest | 1-4 | 0-0 | 0-1 | 3 | 2 | 2 | 3 | 19 |
| J. Gwynn | 4-11 | 0-0 | 9-11 | 2 | 2 | 17 | 3 | 24 |
| D. Cyrulik | 1-2 | 0-0 | 0-0 | 3 | 4 | 2 | 2 | 11 |
| **TOTALS** | **31-59** | **4-8** | **13-24** | **44** | **16** | **79** | **21** | **200** |

**LOUISIANA STATE**

| NAME | FGM-A | 3FG-A | FTM-A | R | PF | TP | A | MIN |
|---|---|---|---|---|---|---|---|---|
| V. Singleton | 2-9 | 0-0 | 3-6 | 4 | 1 | 7 | 0 | 32 |
| H. Boudreaux | 1-8 | 1-5 | 0-0 | 4 | 3 | 3 | 1 | 20 |
| S. O'Neal | 11-22 | 0-0 | 5-6 | 16 | 4 | 27 | 0 | 35 |
| M. Hansen | 2-9 | 1-5 | 0-0 | 2 | 0 | 5 | 1 | 21 |
| T. Pugh | 0-0 | 0-4 | 0-0 | 2 | 1 | 0 | 4 | 24 |
| W. Sims | 1-4 | 0-2 | 0-0 | 2 | 0 | 2 | 1 | 16 |
| L. Burns | 1-2 | 0-1 | 0-0 | 1 | 1 | 2 | 1 | 9 |
| S. Griggs | 3-9 | 1-1 | 0-0 | 7 | 5 | 7 | 3 | 22 |
| J. Picou | 1-1 | 1-1 | 0-1 | 1 | 4 | 3 | 2 | 15 |
| G. Hammink | 1-4 | 0-0 | 2-2 | 5 | 0 | 4 | 0 | 5 |
| R. Krajewski | 1-1 | 0-0 | 0-0 | 1 | 0 | 2 | 0 | 1 |
| **TOTALS** | **24-75** | **4-19** | **10-15** | **46** | **19** | **62** | **13** | **200** |

Halftime Score - Connecticut 36, LSU 25; Team Rebounds - Connecticut 9, LSU 1; Turnovers - Connecticut 14, LSU 14; Technicals - None; Attendance - 25,348; Game Officials - Frank Besone, Mark Reischling, Ron Spitler.

**MARCH 16, 1991**
**MIDWEST REGION SECOND ROUND**
**CONNECTICUT 66, XAVIER 50**
**HUBERT HUMPHREY METRODOME**
**MINNEAPOLIS, MN**

Chris Smith leads UConn in scoring with 20 points while Rod Sellers adds 18...Scott Burrell was the top Husky rebounder with eight boards...UConn led the entire game with its biggest lead of the game at 21 points. UConn earns second straight "Sweet 16" berth.

**XAVIER**

| NAME | FGM-A | 3FG-A | FTM-A | R | PF | TP | A | MIN |
|---|---|---|---|---|---|---|---|---|
| M. Brantley | 3-8 | 0-1 | 0-1 | 5 | 5 | 6 | 4 | 29 |
| M. Davenport | 3-13 | 2-9 | 0-0 | 2 | 0 | 8 | 3 | 35 |
| E. Edwards | 1-1 | 0-0 | 0-0 | 1 | 1 | 2 | 0 | 4 |
| J. Gladden | 3-11 | 1-6 | 0-1 | 2 | 3 | 7 | 2 | 38 |
| B. Grant | 5-10 | 0-0 | 6-7 | 12 | 4 | 16 | 0 | 35 |
| C. Parket | 2-7 | 1-2 | 0-0 | 3 | 0 | 5 | 0 | 11 |
| M. Poynter | 1-1 | 0-0 | 0-0 | 1 | 0 | 2 | 0 | 2 |
| J. Walker | 0-3 | 0-0 | 0-0 | 2 | 0 | 0 | 1 | 6 |
| T. Walker | 1-2 | 0-0 | 0-0 | 0 | 1 | 2 | 0 | 6 |
| A. Williams | 0-1 | 0-0 | 0-0 | 1 | 1 | 0 | 1 | 23 |
| E. Knop | 0-0 | 0-0 | 0-0 | 0 | 0 | 0 | 0 | 1 |
| D. Rose | 1-1 | 0-0 | 0-0 | 0 | 1 | 2 | 0 | 4 |
| D. Wilson | 0-0 | 0-0 | 0-2 | 2 | 2 | 0 | 0 | 4 |
| W. Winston | 0-0 | 0-0 | 0-0 | 0 | 1 | 0 | 0 | 2 |
| **TOTALS** | **20-58** | **4-18** | **6-11** | **38** | **19** | **50** | **11** | **200** |

**CONNECTICUT**

| NAME | FGM-A | 3FG-A | FTM-A | R | PF | TP | A | MIN |
|---|---|---|---|---|---|---|---|---|
| S. Burrell | 3-6 | 1-4 | 2-3 | 8 | 3 | 6 | 2 | 33 |
| T. Walker | 1-4 | 0-0 | 0-2 | 4 | 3 | 2 | 2 | 19 |
| R. Sellers | 5-6 | 0-0 | 8-11 | 7 | 2 | 18 | 1 | 30 |
| S. Pikiell | 1-2 | 1-2 | 0-2 | 1 | 0 | 3 | 1 | 26 |
| C. Smith | 7-14 | 1-3 | 5-6 | 3 | 2 | 20 | 3 | 39 |
| J. Gwynn | 4-12 | 0-1 | 0-0 | 3 | 1 | 8 | 0 | 18 |
| D. Cyrulik | 0-2 | 0-0 | 0-0 | 1 | 0 | 0 | 0 | 5 |
| L. DePriest | 3-4 | 0-0 | 0-0 | 3 | 2 | 6 | 1 | 24 |
| S. Ellison | 0-0 | 0-0 | 0-0 | 0 | 0 | 0 | 0 | 1 |
| G. Katz | 0-1 | 0-1 | 0-0 | 0 | 0 | 0 | 0 | 1 |
| M. Suhr | 0-0 | 0-0 | 0-0 | 0 | 0 | 0 | 0 | 1 |
| O. Macklin | 0-0 | 0-0 | 0-0 | 0 | 0 | 0 | 0 | 1 |
| **TOTALS** | **24-51** | **3-11** | **15-24** | **34** | **13** | **66** | **10** | **200** |

Halftime Score - Connecticut 36, Xavier 24; Team Rebounds - Connecticut 4, Xavier 7; Turnovers - Connecticut 16, Xavier 21; Technicals - None; Attendance - 28,114; Game Officials - John Clougherty, Frank Scagliotta, Ted Valentine.

# ALL-TIME NCAA TOURNAMENT BOX SCORES & RECAPS

**MARCH 22, 1991**
**NCAA MIDWEST REGION SEMIFINALS**
**DUKE 81, CONNECTICUT 67**
**PONTIAC SILVERDOME**
**PONTIAC, MI**

The Blue Devils knocked UConn out of the NCAA Championship for the second-straight year as Duke went on to win a national championship... Chris Smith and John Gwynn each scored 16 points for UConn while Scott Burrell had 11...Duke had four players score in double figures, led by Christian Laettner with 19...UConn never had a lead in the contest and Duke led by as many as 18 points in the second half.

**CONNECTICUT**

| NAME | FGM-A | 3FG-A | FTM-A | R | PF | TP | A | MIN |
|---|---|---|---|---|---|---|---|---|
| S. Burrell | 4-10 | 1-3 | 2-5 | 3 | 5 | 11 | 2 | 32 |
| T. Walker | 2-3 | 0-0 | 1-2 | 2 | 4 | 5 | 0 | 10 |
| R. Sellers | 2-5 | 0-0 | 2-2 | 7 | 5 | 6 | 2 | 27 |
| C. Smith | 5-18 | 3-9 | 3-4 | 1 | 2 | 16 | 3 | 40 |
| S. Pikiell | 1-3 | 1-1 | 0-0 | 3 | 3 | 3 | 2 | 15 |
| J. Gwynn | 6-13 | 4-6 | 0-0 | 3 | 3 | 16 | 4 | 28 |
| L. DePriest | 0-1 | 0-0 | 0-0 | 0 | 2 | 0 | 0 | 30 |
| D. Cyrulik | 3-5 | 0-1 | 1-3 | 5 | 2 | 7 | 1 | 15 |
| M. Suhr | 1-2 | 0-0 | 0-0 | 2 | 0 | 2 | 0 | 2 |
| O. Macklin | 0-0 | 0-0 | 1-2 | 1 | 0 | 1 | 0 | 1 |
| **TOTALS** | **24-60** | **9-20** | **10-18** | **32** | **26** | **67** | **14** | **200** |

**DUKE**

| NAME | FGM-A | 3FG-A | FTM-A | R | PF | TP | A | MIN |
|---|---|---|---|---|---|---|---|---|
| G. Koubek | 6-10 | 1-3 | 2-5 | 3 | 5 | 11 | 2 | 32 |
| G. Hill | 0-2 | 0-0 | 3-4 | 5 | 4 | 3 | 2 | 16 |
| C. Laettner | 7-13 | 0-1 | 5-7 | 4 | 2 | 19 | 1 | 29 |
| B. Hurley | 3-7 | 2-4 | 4-5 | 2 | 0 | 12 | 7 | 38 |
| T. Hill | 4-5 | 2-2 | 3-3 | 1 | 4 | 13 | 1 | 22 |
| B. Davis | 0-1 | 0-0 | 5-6 | 5 | 3 | 5 | 1 | 23 |
| B. McCaffrey | 3-5 | 0-0 | 1-2 | 4 | 0 | 7 | 2 | 26 |
| C. Palmer | 1-1 | 0-0 | 0-0 | 1 | 1 | 2 | 0 | 9 |
| A. Lang | 0-0 | 0-0 | 0-0 | 0 | 2 | 0 | 0 | 4 |
| M. Clark | 1-1 | 0-0 | 0-0 | 1 | 1 | 2 | 0 | 2 |
| C. Buckley | 0-0 | 0-0 | 0-2 | 0 | 0 | 0 | 0 | 1 |
| **TOTALS** | **25-45** | **7-12** | **24-33** | **29** | **19** | **81** | **16** | **200** |

Halftime Score - Duke 44, Connecticut 27; Team Rebounds - Connecticut 5, Duke 1; Turnovers - Connecticut 18, Duke 21; Technicals - UC-Sellers; Attendance - 30,461; Game Officials - Jim Bain, Tom O'Neil, Dave Hall.

**MARCH 15, 1990**
**EAST REGION FIRST ROUND**
**CONNECTICUT 76, BOSTON UNIVERSITY 52**
**HARTFORD CIVIC CENTER**
**HARTFORD, CT**

Huskies are the No. 1 seed in the East Region and stay home at the Hartford Civic Center...The Terriers stayed tight with UConn, trailing by one at the half, but UConn went on an 18-1 run midway through the second half to pull out the win...Chris Smith and Nadav Henefeld each scored 19 points while Henefeld and Scott Burrell each had seven rebounds.

**BOSTON UNIVERSITY**

| NAME | FGM-A | 3FG-A | FTM-A | R | PF | TP | A | MIN |
|---|---|---|---|---|---|---|---|---|
| D.King | 0-2 | 0-0 | 0-0 | 1 | 1 | 0 | 1 | 6 |
| B. Brigham | 2-3 | 0-0 | 0-0 | 8 | 5 | 4 | 0 | 29 |
| R. Moses | 5-9 | 0-0 | 0-0 | 8 | 2 | 10 | 0 | 33 |
| M. Daly | 1-4 | 1-2 | 0-0 | 2 | 3 | 3 | 2 | 25 |
| S. Key | 7-12 | 3-3 | 0-0 | 1 | 2 | 17 | 6 | 37 |
| F. Davy | 3-11 | 0-0 | 2-5 | 10 | 3 | 8 | 2 | 31 |
| R. Stewart | 2-8 | 0-2 | 2-2 | 2 | 0 | 6 | 2 | 21 |
| J. Scott | 1-1 | 0-0 | 0-0 | 1 | 2 | 2 | 0 | 13 |
| S. White | 0-0 | 0-0 | 0-0 | 0 | 0 | 0 | 0 | 3 |
| A. Olmsted | 0-0 | 0-0 | 0-1 | 0 | 0 | 0 | 0 | 1 |
| F. Kalitsi | 1-1 | 0-0 | 0-0 | 1 | 0 | 2 | 0 | 1 |
| **TOTALS** | **22-51** | **4-7** | **4-8** | **37** | **18** | **52** | **13** | **200** |

**CONNECTICUT**

| NAME | FGM-A | 3FG-A | FTM-A | R | PF | TP | A | MIN |
|---|---|---|---|---|---|---|---|---|
| S. Burrell | 2-6 | 1-4 | 0-0 | 8 | 4 | 7 | 0 | 32 |
| N. Henefeld | 7-16 | 1-3 | 4-5 | 7 | 2 | 19 | 2 | 28 |
| R. Sellers | 2-3 | 0-0 | 0-0 | 7 | 2 | 4 | 0 | 20 |
| C. Smith | 5-17 | 4-7 | 5-6 | 4 | 2 | 19 | 3 | 29 |
| T. George | 4-10 | 0-2 | 1-3 | 3 | 0 | 9 | 5 | 37 |
| M. Williams | 0-0 | 0-0 | 0-0 | 1 | 0 | 0 | 0 | 5 |
| J. Gwynn | 5-12 | 0-1 | 0-2 | 2 | 1 | 10 | 0 | 19 |
| T. Walker | 1-3 | 0-0 | 2-2 | 5 | 2 | 4 | 0 | 15 |
| D. Cyrulik | 0-0 | 0-0 | 0-0 | 0 | 0 | 0 | 0 | 4 |
| L. DePriest | 1-2 | 0-0 | 0-1 | 3 | 1 | 2 | 1 | 14 |
| S. Pikiell | 0-0 | 0-0 | 0-0 | 0 | 0 | 0 | 0 | 1 |
| **TOTALS** | **27-69** | **5-13** | **17-26** | **44** | **12** | **76** | **12** | **200** |

Halftime Score - Connecticut 29, Boston University 28; Team Rebounds - Connecticut 5, BU 27; Technicals - None; Attendance - 15,937 (Sellout); Game Officials - David Hall, Gary Petro, Gerald Boudreaux.

**MARCH 17, 1990**
**EAST REGION SECOND ROUND**
**CONNECTICUT 74, CALIFORNIA 54**
**HARTFORD CIVIC CENTER**
**HARTFORD, CT**

UConn advances to the Sweet 16 for the first time since 1976...After Cal takes a 2-0 lead, UConn goes on 25-4 run to lead 25-6 with 11:30 left in the first half and never looked back...Chris Smith again led UConn with 24 points, while Scott Burrell had 13...UConn had 16 steals while Cal had 2... Burrell had seven rebounds.

**CALIFORNIA**

| NAME | FGM-A | 3FG-A | FTM-A | R | PF | TP | A | MIN |
|---|---|---|---|---|---|---|---|---|
| B. Walton | 3-7 | 1-4 | 0-0 | 8 | 4 | 7 | 0 | 32 |
| R. Fisher | 6-7 | 0-1 | 5-8 | 6 | 3 | 17 | 2 | 39 |
| B. Hendrick | 5-7 | 0-0 | 2-4 | 6 | 4 | 12 | 0 | 35 |
| K.Smith | 3-6 | 0-0 | 3-3 | 3 | 3 | 9 | 5 | 37 |
| R. Drew | 2-6 | 1-4 | 0-2 | 2 | 0 | 5 | 2 | 23 |
| B. Elleby | 0-4 | 0-2 | 2-2 | 0 | 1 | 2 | 0 | 18 |
| A. Reyes | 0-0 | 0-0 | 0-0 | 0 | 0 | 0 | 1 | 4 |
| S. Harrell | 0-1 | 0-0 | 2-3 | 1 | 3 | 2 | 1 | 8 |
| E. McDonough | 0-0 | 0-0 | 0-0 | 0 | 0 | 0 | 0 | 1 |
| J. Carty | 0-0 | 0-0 | 0-0 | 0 | 0 | 0 | 0 | 1 |
| R. Branham | 0-1 | 0-1 | 0-0 | 0 | 1 | 0 | 0 | 1 |
| A. Brigham | 0-0 | 0-0 | 0-0 | 0 | 1 | 0 | 0 | 1 |
| **TOTALS** | **19-39** | **2-12** | **14-22** | **33** | **19** | **54** | **11** | **200** |

**CONNECTICUT**

| NAME | FGM-A | 3FG-A | FTM-A | R | PF | TP | A | MIN |
|---|---|---|---|---|---|---|---|---|
| S. Burrell | 4-9 | 0-0 | 5-6 | 7 | 3 | 13 | 2 | 31 |
| N. Henefeld | 4-7 | 1-1 | 1-2 | 3 | 3 | 10 | 2 | 30 |
| R. Sellers | 1-4 | 0-0 | 0-0 | 3 | 2 | 2 | 1 | 14 |
| C. Smith | 6-17 | 5-13 | 7-8 | 3 | 2 | 24 | 2 | 33 |
| T. George | 4-9 | 0-1 | 2-2 | 3 | 2 | 10 | 3 | 35 |
| T. Walker | 1-1 | 0-0 | 0-0 | 3 | 3 | 2 | 1 | 13 |
| M. Williams | 0-1 | 0-0 | 0-0 | 0 | 0 | 0 | 0 | 7 |
| J. Gwynn | 3-10 | 1-2 | 2-3 | 4 | 1 | 9 | 0 | 15 |
| L. DePriest | 1-4 | 0-0 | 1-2 | 3 | 3 | 3 | 0 | 18 |
| D. Cyrulik | 0-0 | 0-0 | 0-0 | 0 | 2 | 0 | 0 | 2 |
| S. Pikiell | 0-0 | 0-0 | 1-2 | 0 | 0 | 1 | 0 | 1 |
| O. Macklin | 0-1 | 0-0 | 0-0 | 0 | 0 | 0 | 0 | 1 |
| **TOTALS** | **24-63** | **7-17** | **19-25** | **32** | **21** | **74** | **11** | **200** |

Halftime Score - Connecticut 42, California 26; Team Rebounds- Connecticut 3, California 7; Turnovers - Connecticut 11, California 28; Technicals - California Bench; Attendance - 16,011 (Sellout); Game Officials - Paul Hausman, Scott Thornly, Larry Rose.

**MARCH 22, 1990**
**EAST REGION SEMIFINALS**
**CONNECTICUT 71, CLEMSON 70**
**MEADOWLANDS ARENA**
**EAST RUTHERFORD, NJ**

Tate George hits "The Shot" at the buzzer to send UConn past Clemson... UConn led by as many as 19 in the second half and led 67-57 with 4:59 left, but the Tigers went on a 13-2 run for a 70-69 lead with 12 seconds left...Clemson's Sean Tyson missed the front end of a one-and-one with one second and following a time out, Scott Burrell threw the ball down court from the far baseline to George for "The Miracle at the Meadowlands"... Chris Smith scored 23 points while Tate George had 12.

**CLEMSON**

| NAME | FGM-A | 3FG-A | FTM-A | R | PF | TP | A | MIN |
|---|---|---|---|---|---|---|---|---|
| S. Tyson | 5-8 | 0-0 | 1-3 | 4 | 0 | 11 | 2 | 22 |
| D. Davis | 6-10 | 0-0 | 3-5 | 17 | 2 | 15 | 0 | 37 |
| E. Campbell | 5-11 | 0-0 | 5-7 | 8 | 3 | 15 | 1 | 33 |
| M. Cash | 2-9 | 1-1 | 3-5 | 3 | 3 | 8 | 4 | 33 |
| D. Forest | 2-4 | 0-2 | 2-2 | 1 | 1 | 6 | 2 | 27 |
| K. Howling | 2-8 | 1-6 | 2-3 | 1 | 2 | 7 | 1 | 24 |
| D. Young | 1-2 | 1-2 | 0-0 | 1 | 1 | 3 | 0 | 9 |
| S. Lastinger | 1-2 | 1-1 | 0-0 | 1 | 1 | 3 | 1 | 4 |
| R. Jones | 0-0 | 0-0 | 0-0 | 0 | 1 | 0 | 0 | 2 |
| W. Buckingham | 1-2 | 0-0 | 0-0 | 2 | 2 | 2 | 0 | 8 |
| C. Brown | 0-0 | 0-0 | 0-0 | 0 | 0 | 0 | 0 | 1 |
| **TOTALS** | **25-56** | **4-12** | **16-25** | **40** | **16** | **70** | **11** | **200** |

**CONNECTICUT**

| NAME | FGM-A | 3FG-A | FTM-A | R | PF | TP | A | MIN |
|---|---|---|---|---|---|---|---|---|
| S. Burrell | 2-9 | 0-0 | 5-6 | 15 | 3 | 9 | 1 | 32 |
| N. Henefeld | 1-3 | 0-1 | 0-0 | 3 | 4 | 2 | 3 | 22 |
| T. Walker | 1-2 | 0-0 | 0-0 | 2 | 4 | 2 | 0 | 14 |
| C. Smith | 8-14 | 4-6 | 3-3 | 3 | 2 | 23 | 5 | 33 |
| T. George | 5-12 | 0-1 | 2-2 | 1 | 2 | 12 | 4 | 30 |
| J. Gwynn | 4-13 | 0-2 | 1-2 | 1 | 1 | 9 | 0 | 17 |
| M. Williams | 0-1 | 0-0 | 0-0 | 0 | 2 | 0 | 1 | 10 |
| R. Sellers | 2-3 | 0-0 | 0-1 | 3 | 1 | 4 | 0 | 19 |
| Lyman DePriest | 4-6 | 0-0 | 0-0 | 2 | 2 | 8 | 2 | 17 |
| D. Cyrulik | 1-1 | 0-0 | 0-1 | 0 | 2 | 2 | 0 | 6 |
| **TOTALS** | **28-64** | **4-10** | **11-15** | **36** | **23** | **71** | **16** | **200** |

Halftime Score - Connecticut 38, Clemson 29; Team Rebounds- Connecticut 6, Clemson 2; Turnovers - Connecticut 19, Clemson 20; Technicals - Clemson - Davis; Attendance- 19,546 (Sellout); Game Officials - Jim Bain, Jim Stupin, David Bair.

**MARCH 24, 1990**
**EAST REGION CHAMPIONSHIP**
**DUKE 79, CONNECTICUT 78 (OT)**
**MEADOWLANDS ARENA**
**EAST RUTHERFORD, NJ**

UConn makes its second appearance in the Final Eight...Duke's Christian Laettner hits a jump shot with one second left to give the Blue Devils the win...The lead changed six times in overtime and eight times in the second half...Nadav Henefeld and John Gwynn each scored 15 points while Scott Burrell had 12.

**DUKE**

| NAME | FGM-A | 3FG-A | FTM-A | R | PF | TP | A | MIN |
|---|---|---|---|---|---|---|---|---|
| R. Brickey | 1-4 | 0-0 | 0-0 | 1 | 2 | 2 | 1 | 14 |
| C. Laettner | 7-8 | 0-0 | 9-11 | 5 | 3 | 23 | 2 | 38 |
| A. Abdelnaby | 9-16 | 0-0 | 9-12 | 14 | 2 | 27 | 0 | 37 |
| P. Henderson | 7-20 | 4-10 | 3-3 | 3 | 2 | 21 | 1 | 42 |
| B. Hurley | 0-9 | 0-2 | 3-4 | 2 | 3 | 3 | 8 | 43 |
| B. McCaffrey | 0-2 | 0-0 | 1-2 | 1 | 0 | 1 | 1 | 5 |
| G. Koubek | 0-1 | 0-1 | 0-0 | 2 | 0 | 0 | 0 | 6 |
| B. Davis | 1-2 | 0-0 | 0-0 | 3 | 4 | 2 | 1 | 23 |
| T. Hill | 0-2 | 0-0 | 0-0 | 3 | 0 | 0 | 1 | 17 |
| **TOTALS** | **25-64** | **4-13** | **25-32** | **36** | **16** | **79** | **15** | **225** |

**CONNECTICUT**

| NAME | FGM-A | 3FG-A | FTM | R | PF | TP | A | MIN |
|---|---|---|---|---|---|---|---|---|
| S. Burrell | 6-10 | 0-0 | 0-0 | 5 | 5 | 12 | 1 | 22 |
| N. Henefeld | 5-10 | 1-4 | 4-4 | 6 | 3 | 15 | 4 | 44 |
| R. Sellers | 0-1 | 0-0 | 1-2 | 5 | 3 | 1 | 0 | 24 |
| C. Smith | 4-16 | 1-4 | 2-2 | 4 | 1 | 11 | 5 | 42 |
| T. George | 4-8 | 1-2 | 0-0 | 2 | 4 | 9 | 4 | 27 |
| J. Gwynn | 6-15 | 0-4 | 3-3 | 4 | 3 | 15 | 1 | 28 |
| M. Williams | 0-0 | 0-0 | 0-0 | 0 | 0 | 0 | 0 | 1 |
| L. DePriest | 1-1 | 0-0 | 0-0 | 3 | 4 | 2 | 0 | 11 |
| T. Walker | 4-5 | 0-0 | 1-1 | 5 | 3 | 9 | 1 | 21 |
| D. Cyrulik | 2-2 | 0-0 | 0-0 | 1 | 0 | 4 | 0 | 5 |
| **TOTALS** | **32-68** | **3-14** | **11-12** | **45** | **26** | **78** | **16** | **225** |

Halftime Score - Duke 37, Connecticut 30; End of Regulation - Duke 72, Connecticut 72; Team Rebounds - Connecticut 10, Duke 2; Turnovers - Connecticut 19, Duke 12; Technicals - None; Attendance - 19,546 (Sellout); Game Officials - Ed Hightower, Gordon Birk, David Hall.

**MARCH 10, 1979**
**EAST REGION SECOND ROUND**
**SYRACUSE 89, CONNECTICUT 81**
**PROVIDENCE CIVIC CENTER**
**PROVIDENCE, RI**

After this loss, Huskies moved on to compete in the BIG EAST starting in '79-80...Freshmen Mike McKay (21 points) and Corny Thompson (19 points) led UConn's scoring attack...Dom Perno's only appearance in the NCAA Tourney as head coach of Connecticut.

**CONNECTICUT**

| NAME | FGM-A | FTM-A | R | PF | A | TP |
|---|---|---|---|---|---|---|
| M. McKay | 4-17 | 13-14 | 8 | 4 | 2 | 21 |
| C. Thompson | 7-18 | 4-4 | 12 | 1 | 1 | 18 |
| J. Carr | 5-11 | 7-10 | 13 | 4 | 0 | 17 |
| C. Johnson | 1-7 | 0 | 1 | 2 | 4 | 2 |
| R. LaVigne | 6-15 | 0 | 3 | 1 | 3 | 12 |
| J. Sullivan | 0-2 | 0 | 1 | 2 | 1 | 0 |
| B. Dulin | 1-6 | 3-3 | 0 | 4 | 2 | 5 |
| J. Fearon | 3-4 | 0 | 3 | 3 | 1 | 6 |
| **TOTALS** | **27-80** | **27-31** | **46** | **21** | **14** | **81** |

**SYRACUSE**

| NAME | FGM-A | FTM-A | R | PF | A | TP |
|---|---|---|---|---|---|---|
| D. Shalkleford | 6-14 | 1-2 | 9 | 4 | 7 | 13 |
| L. Orr | 7-9 | 4-6 | 6 | 4 | 4 | 18 |
| R. Bouie | 9-12 | 1-2 | 6 | 4 | 1 | 19 |
| H. Cohen | 1-4 | 2-2 | 1 | 4 | 3 | 4 |
| M. Headd | 9-15 | 0 | 2 | 0 | 2 | 18 |
| E. Moss | 3-5 | 7-10 | 6 | 3 | 5 | 13 |
| R. Harmon | 0 | 0 | 0 | 0 | 0 | 0 |
| D. Schayes | 2-3 | 0 | 5 | 4 | 0 | 4 |
| **TOTALS** | **37-62** | **15-22** | **43** | **23** | **22** | **89** |

Halftime Score - Syracuse 52, Connecticut 35; Team Rebounds- Syracuse 8, Connecticut 5; Turnovers - Connecticut , Dayton ; Attendance - 12,150.

**MARCH 13, 1976**
**EAST REGION FIRST ROUND**
**CONNECTICUT 80, HOFSTRA 78 (OT)**
**PROVIDENCE CIVIC CENTER**
**PROVIDENCE, RI**

Connecticut's Joey Whelton scores a game-high 23 points...Huskies overcame a 13 point halftime deficit to outscore Hoftsra 50-35 in the second half...Huskies returned to NCAA Tournament after a nine-year absence...Connecticut outrebounds Hofstra 42-33...John Thomas had 10 rebounds for Connecticut.

**CONNECTICUT**

| NAME | FGM-A | FTM-A | R | A | PF | TP |
|---|---|---|---|---|---|---|
| J. Whelton | 11-22 | 1-3 | 2 | 5 | 2 | 23 |
| A. Weston | 6-12 | 6-6 | 0 | 4 | 4 | 18 |
| J. Thomas | 1-3 | 3-4 | 11 | 4 | 2 | 5 |
| T. Hanson | 5-10 | 2-3 | 9 | 2 | 5 | 12 |
| J. Carr | 7-12 | 3-8 | 15 | 2 | 3 | 17 |
| J. Abromaitis | 0-2 | 0-0 | 1 | 1 | 2 | 0 |
| R. LaVigne | 2-3 | 1-1 | 1 | 1 | 0 | 5 |
| L. Kelly | 0-0 | 0-1 | 1 | 0 | 0 | 0 |
| B. Harris | 0-0 | 0-0 | 0 | 1 | 1 | 0 |
| **TOTALS** | **32-64** | **16-26** | **40** | **20** | **19** | **80** |

**HOFSTRA**

| NAME | FGM-A | FTM-A | R | A | PF | TP |
|---|---|---|---|---|---|---|
| P. Kammerer | 3-5 | 2-4 | 5 | 1 | 4 | 8 |
| R. Laurel | 4-10 | 3-3 | 4 | 3 | 5 | 11 |
| K. Rood | 8-18 | 2-3 | 0 | 4 | 5 | 18 |
| B. Tomlin | 7-14 | 2-2 | 2 | 3 | 2 | 16 |
| J. Irving | 9-9 | 2-5 | 13 | 2 | 4 | 20 |
| M. Jenkins | 1-5 | 0-0 | 7 | 1 | 2 | 2 |
| W. Vickers | 1-2 | 1-3 | 2 | 1 | 2 | 3 |
| B. Bush | 0-0 | 0-0 | 0 | 0 | 0 | 0 |
| **TOTALS** | **33-63** | **12-20** | **33** | **15** | **24** | **78** |

Halftime Score - Hofstra 43, Connecticut 30; Score at End of Regulation - Hofstra 75, Connecticut 75; Team Rebounds - Connecticut 4, Hofstra 3; Turnovers - Connecticut 19, Hofstra 17; Attendance - 12,189; Game Officials - Seriano, Savage.

**MARCH 18, 1976**
**EAST REGION SEMIFINALS**
**RUTGERS 93, CONNECTICUT 79**
**GREENSBORO COLISEUM**
**GREENSBORO, NC**

Al Weston led the Huskies with 24 points in a losing effort, while Tony Hanson chipped in with 23 points and 9 rebounds...John Thomas had 19 boards for UConn...Huskies hadn't appeared in the NCAA Tournament

**Tate George is mobbed after his miracle shot beat Clemson in the 1990 Sweet 16 at the Meadowlands.**

# ALL-TIME NCAA TOURNAMENT BOX SCORES & RECAPS

"Sweet Sixteen" since 1964...Only NCAA appearance for UConn head coach Dee Rowe.

**RUTGERS**

| NAME | FGM-A | FTM-A | R | A | PF | TP |
|---|---|---|---|---|---|---|
| P. Sellers | 4-13 | 0-2 | 5 | 3 | 3 | 8 |
| J. Bailey | 0-4 | 0-2 | 4 | 1 | 4 | 0 |
| E. Jordan | 6-10 | 6-6 | 5 | 5 | 1 | 18 |
| M. Dabney | 8-16 | 2-4 | 6 | 0 | 2 | 18 |
| H. Copeland | 8-11 | 0-0 | 4 | 0 | 5 | 16 |
| S. Nance | 0-1 | 0-0 | 0 | 0 | 0 | 0 |
| M. Conlin | 0-0 | 0-0 | 1 | 0 | 3 | 0 |
| J. Kleinbaum | 0-2 | 0-0 | 2 | 0 | 0 | 0 |
| S. Hefele | 7-9 | 0-0 | 7 | 2 | 2 | 14 |
| A. Anderson | 6-16 | 7-9 | 11 | 0 | 2 | 19 |
| **TOTALS** | **39-82** | **15-23** | **45** | **11** | **22** | **93** |

**CONNECTICUT**

| NAME | FGM-A | FTM-A | R | A | PF | TP |
|---|---|---|---|---|---|---|
| J. Whelton | 6-14 | 2-3 | 0 | 1 | 3 | 14 |
| A. Weston | 8-17 | 8-8 | 5 | 1 | 2 | 24 |
| J. Thomas | 2-8 | 2-4 | 19 | 3 | 4 | 6 |
| T. Hanson | 10-17 | 3-3 | 9 | 0 | 4 | 23 |
| J. Carr | 1-3 | 2-2 | 1 | 0 | 1 | 4 |
| R. Lavigne | 0-1 | 0-0 | 0 | 0 | 0 | 0 |
| J. Abromaitis | 2-6 | 0-0 | 9 | 0 | 3 | 4 |
| B. Harris | 1-4 | 2-2 | 0 | 0 | 1 | 4 |
| L. Kelly | 0-3 | 0-0 | 1 | 0 | 1 | 0 |
| **TOTALS** | **30-73** | **19-22** | **44** | **5** | **19** | **79** |

Halftime Score - Rutgers 53, Connecticut 47; Team Rebounds- Rutgers 7, Connecticut 0.

**MARCH 11, 1967**
**EAST REGION FIRST ROUND**
**BOSTON COLLEGE 48, CONNECTICUT 42**
**KINGSTON, RI**

UConn slowed down the game in the first half, but BC forced Husky mistakes in the second half allowing for the win…The Eagles shot 61.5% (16-26) from the field...Wes Bialosuknia scored team-high 15 points in his final game as a Husky...Eagles paced by Steve Adelman's game-high 16 points.

**CONNECTICUT**

| NAME | FGM-A | FTM-A | R | PF | TP |
|---|---|---|---|---|---|
| B. Holowaty | 3-7 | 2-2 | 9 | 1 | 8 |
| D. Thompson | 1-2 | 2-3 | 1 | 1 | 4 |
| B. Corley | 3-3 | 0-3 | 6 | 5 | 6 |
| W. Bialosuknia | 5-15 | 5-5 | 2 | 3 | 15 |
| T. Penders | 2-3 | 1-1 | 0 | 5 | 5 |
| R. Ritter | 2-4 | 0-0 | 0 | 0 | 4 |
| P.J. Curran | 0-1 | 0-0 | 0 | 1 | 0 |
| **TOTALS** | **16-35** | **10-14** | **20** | **16** | **42** |

**BOSTON COLLEGE**

| NAME | FGM-A | FTM-A | R | PF | TP |
|---|---|---|---|---|---|
| J. Kissane | 4-5 | 2-3 | 8 | 2 | 10 |
| S. Adelman | 5-7 | 6-7 | 1 | 1 | 16 |
| W. Wolters | 3-5 | 1-2 | 4 | 3 | 7 |
| B. Evans | 1-3 | 3-6 | 0 | 3 | 7 |
| J. Kvancz | 3-3 | 2-4 | 1 | 4 | 8 |
| T. Driscoll | 0-2 | 2-3 | 2 | 2 | 2 |
| S. Kelleher | 0-1 | 0-0 | 1 | 0 | 0 |
| **TOTALS** | **16-26** | **16-25** | **22** | **15** | **48** |

Halftime Score - Boston College 14, Connecticut 13; Team Rebounds - Boston College 5, Connecticut 2; Attendance - 5,114.

**MARCH 8, 1965**
**EAST REGION FIRST ROUND**
**ST. JOSEPH'S 67, CONNECTICUT 61**
**THE PALESTRA**
**PHILADELPHIA, PA**

Toby Kimball grabs a game-high 29 rebounds to take the national rebounding title by one...Kimball also chipped in 21 points...St. Joseph's Matt Goukas (former NBA head coach) scored a team-high 19 points...Loss ended Husky win streak at 15 games...Huskies end year with 23-3 record.

**ST. JOSEPH'S**

| NAME | FGM-A | FTM-A | R | A | PF | TP |
|---|---|---|---|---|---|---|
| Ford | 6-14 | 2-3 | 4 | 1 | 4 | 14 |
| Duff | 5-11 | 0-1 | 6 | 1 | 1 | 10 |
| Anderson | 5-15 | 2-3 | 12 | 3 | 2 | 12 |
| Oakes | 3-9 | 0-1 | 3 | 3 | 4 | 6 |
| Guokas | 7-12 | 5-5 | 5 | 6 | 2 | 19 |
| McKenna | 2-2 | 2-2 | 4 | 2 | 1 | 6 |
| Chapman | 0-0 | 0-0 | 0 | 0 | 0 | 0 |
| **TOTALS** | **28-63** | **11-15** | **34** | **16** | **14** | **67** |

**CONNECTICUT**

| NAME | FGM-A | FTM-A | R | A | PF | TP |
|---|---|---|---|---|---|---|
| Hesford | 7-12 | 0-1 | 6 | 4 | 1 | 14 |
| Ritter | 3-10 | 1-2 | 2 | 3 | 2 | 7 |
| Kimball | 9-15 | 3-3 | 29 | 2 | 3 | 21 |
| Curran | 0-0 | 0-1 | 0 | 0 | 2 | 0 |
| Bialosuknia | 5-18 | 3-4 | 1 | 1 | 3 | 13 |
| Penders | 2-6 | 2-5 | 4 | 0 | 2 | 6 |
| Thompson | 0-2 | 0-0 | 1 | 1 | 0 | 0 |
| **TOTALS** | **26-63** | **9-16** | **43** | **11** | **13** | **61** |

Halftime Score - Connecticut 33, St. Joseph's 26; Team Rebounds - Connecticut 3,St. Joseph's 3; Attendance - 9,282.

**MARCH 9, 1964**
**EAST REGION FIRST ROUND**
**CONNECTICUT 53, TEMPLE 48**
**THE PALESTRA**
**PHILADELPHIA, PA**

Owls led by Bill Kelley's 16 points effort...Connecticut paced by Dan Hesford and Bill DellaSala who each scored 14 points…Temple's Jim Williams grabbed a game-high 20 rebounds...Toby Kimball had team-high 17 boards for the Huskies...Connecticut was only 7 of 15 from the line.

**TEMPLE**

| NAME | FGM-A | FTM-A | R | A | PF | TP |
|---|---|---|---|---|---|---|
| D. Fitzgerald | 5-13 | 0-1 | 9 | 1 | 2 | 10 |
| V. Richardson | 3-10 | 0-0 | 7 | 1 | 2 | 6 |
| J. Williams | 4-15 | 3-4 | 20 | 1 | 3 | 11 |
| B. Kelley | 7-14 | 2-2 | 4 | 2 | 3 | 16 |
| B. Harrington | 1-10 | 3-4 | 0 | 1 | 2 | 5 |
| F. Bishop | 0-0 | 0-0 | 1 | 1 | 1 | 0 |
| E. Snethen | 0-0 | 0-0 | 0 | 0 | 0 | 0 |
| **TOTALS** | **20-62** | **8-11** | **41** | **7** | **13** | **48** |

**CONNECTICUT**

| NAME | FGM-A | FTM-A | R | A | PF | TP |
|---|---|---|---|---|---|---|
| Hesford | 5-12 | 4-5 | 6 | 5 | 1 | 14 |
| Kimball | 6-21 | 0-4 | 17 | 0 | 1 | 12 |
| Slomcenski | 5-11 | 3-4 | 14 | 1 | 2 | 13 |
| Perno | 0-8 | 0-1 | 1 | 3 | 2 | 0 |
| Ritter | 0-1 | 0-0 | 1 | 0 | 0 | 0 |
| Dellasala | 7-13 | 0-1 | 8 | 2 | 1 | 14 |
| Whitney | 0-0 | 0-0 | 0 | 0 | 0 | 0 |
| **TOTALS** | **23-66** | **7-15** | **47** | **11** | **7** | **53** |

Halftime Score - Temple 26, Connecticut 24; Team Rebounds - Temple 5, Connecticut 3.

**MARCH 14, 1964**
**EAST REGION SEMIFINALS**
**CONNECTICUT 52, PRINCETON 50**
**RALEIGH, NC**

UConn paced by Toby Kimball's 16 point, 13 rebound effort...All-American Bill Bradley scored 22 points for Princeton in a losing cause...Former UConn head coach Dom Perno (12 points) stole the ball from Bradley with seconds to go to secure the victory.

**CONNECTICUT**

| NAME | FGM-A | FTM-A | R | A | PF | TP | MIN |
|---|---|---|---|---|---|---|---|
| D. Hesford | 1-2 | 1-1 | 1 | 0 | 4 | 3 | 27 |
| D. Perno | 4-15 | 4-5 | 3 | 3 | 2 | 12 | 40 |
| A. Ritter | 5-9 | 0-0 | 0 | 0 | 1 | 10 | 37 |
| T. Kimball | 6-11 | 4-8 | 13 | 0 | 2 | 16 | 40 |
| E. Slomcenski | 1-4 | 5-5 | 8 | 1 | 1 | 7 | 40 |
| W. Dellasala | 2-3 | 0-0 | 3 | 0 | 1 | 4 | 16 |
| **TOTALS** | **19-44** | **14-19** | **28** | **4** | **11** | **52** | **200** |

**PRINCETON**

| NAME | FGM-A | FTM-A | R | A | PF | TP | MIN |
|---|---|---|---|---|---|---|---|
| D. Rodenbach | 3-6 | 0-0 | 0 | 0 | 0 | 6 | 25 |
| B. Harlow | 5-13 | 0-0 | 7 | 0 | 0 | 10 | 40 |
| D. Roth | 0-0 | 0-0 | 0 | 0 | 1 | 0 | 10 |
| B.Bradley | 6-15 | 10-11 | 10 | 1 | 2 | 22 | 40 |
| W. Uhle | 2-5 | 0-0 | 4 | 1 | 1 | 4 | 30 |
| B. Howard | 1-3 | 0-0 | 3 | 0 | 3 | 2 | 19 |
| E. Steube | 1-4 | 0-0 | 0 | 0 | 2 | 2 | 13 |
| W. Kingston | 1-1 | 0-0 | 0 | 0 | 1 | 2 | 2 |
| D. Niemann | 1-1 | 0-0 | 1 | 1 | 2 | 2 | 21 |
| **TOTALS** | **20-48** | **10-11** | **25** | **3** | **13** | **50** | **200** |

Halftime Score - Connecticut 28, Princeton 27; Team Rebounds- Connecticut 3, Princeton 3.

**MARCH 16, 1964**
**EAST REGION CHAMPIONSHIP**
**DUKE 101, CONNECTICUT 54**
**RALEIGH, NC**

First ever Connecticut team to advance past NCAA Tournament second round…Blue Devils shot 57% (43-75) from the field while the Huskies shot 30% (21-69)…All 13 Blue Devil players scored, led by Jeff Mullins 30 points…Duke shot 66% from the floor in the first half.

**DUKE**

| NAME | FGM-A | FTM-A | R | A | PF | TP | MIN |
|---|---|---|---|---|---|---|---|
| D. Ferguson | 3-4 | 0-0 | 1 | 6 | 1 | 6 | 22 |
| J. Buckley | 5-7 | 2-3 | 6 | 2 | 3 | 12 | 30 |
| H. Tison | 4-8 | 6-7 | 8 | 2 | 3 | 14 | 27 |
| B. Harrison | 2-6 | 1-1 | 2 | 1 | 0 | 5 | 23 |
| J. Mullins | 14-23 | 2-2 | 8 | 5 | 1 | 30 | 33 |
| J. Marin | 2-3 | 0-0 | 0 | 1 | 5 | 4 | 9 |
| S. Vacendak | 7-7 | 0-0 | 3 | 1 | 1 | 14 | 16 |
| R. Herbster | 2-3 | 0-1 | 2 | 2 | 3 | 4 | 14 |
| B. Kitching | 1-6 | 0-1 | 2 | 0 | 1 | 2 | 9 |
| F. Harscher | 2-3 | 1-1 | 3 | 0 | 2 | 5 | 6 |
| T. Mann | 0-3 | 2-3 | 5 | 0 | 0 | 2 | 6 |
| R. Cox | 1-2 | 1-2 | 1 | 2 | 1 | 3 | 5 |
| **TOTALS** | **43-75** | **15-21** | **41** | **22** | **21** | **101** | **200** |

**CONNECTICUT**

| NAME | FGM-A | FTM-A | R | A | PF | TP | MIN |
|---|---|---|---|---|---|---|---|
| D. Hesford | 3-6 | 1-1 | 3 | 1 | 2 | 7 | 22 |
| D. Perno | 2-7 | 1-3 | 3 | 3 | 2 | 5 | 32 |
| A. Ritter | 4-8 | 0-0 | 0 | 0 | 1 | 8 | 25 |
| T. Kimball | 6-21 | 6-8 | 14 | 1 | 3 | 18 | 36 |
| E. Slomcenski | 1-5 | 1-2 | 6 | 1 | 1 | 3 | 25 |
| K. Whitney | 0-3 | 1-3 | 0 | 0 | 1 | 1 | 12 |
| W. Dellasala | 3-5 | 1-1 | 1 | 2 | 3 | 7 | 12 |
| C. Witcomb | 1-4 | 0-1 | 1 | 0 | 0 | 2 | 12 |
| K. Libertoff | 0-5 | 1-3 | 2 | 1 | 2 | 1 | 9 |
| T. Capiga | 1-4 | 0-0 | 1 | 0 | 3 | 2 | 8 |
| C. Talbott | 0-1 | 0-0 | 1 | 0 | 0 | 0 | 4 |
| D. Stanek | 0-0 | 0-1 | 0 | 0 | 0 | 0 | 3 |
| **TOTALS** | **21-69** | **12-23** | **32** | **9** | **18** | **54** | **200** |

Halftime Score - Duke 62, Connecticut 27; Team Rebounds - Duke 19, Connecticut 15.

**UConn standout Toby Kimball, far right, meets with Princeton standout Bill Bradley, second from right, before the Huskies and Tigers met in the 1964 NCAA Sweet 16 in Raleigh, NC.**

# ALL-TIME NCAA TOURNAMENT BOX SCORES & RECAPS

**MARCH 11, 1963**
**EAST REGION FIRST ROUND**
**WEST VIRGINIA 77, CONNECTICUT 71**
**PHILADELPHIA, PA**

Interim coach George Wigton replaces long-time Connecticut head coach Hugh S. Greer after untimely death in middle of the season... Three Huskies score in double figures including Toby Kimball's 19 points, Dom Perno's 16 points and Dale Comey's 17 points...Tom Lowry had 18 points for W.V.

**WEST VIRGINIA**

| NAME | FGM-A | FTM-A | R | A | PF | TP |
|---|---|---|---|---|---|---|
| Catlett | 3-5 | 1-1 | 3 | 0 | 4 | 7 |
| Wolfe | 0-3 | 1-1 | 1 | 3 | 0 | 1 |
| Louvre | 7-11 | 5-7 | 13 | 1 | 3 | 19 |
| McCormick | 6-11 | 3-3 | 5 | 3 | 4 | 15 |
| Thorn | 8-17 | 1-3 | 7 | 2 | 0 | 17 |
| Lintz | 0-1 | 2-2 | 6 | 2 | 3 | 2 |
| Maphis | 2-7 | 1-3 | 4 | 1 | 0 | 5 |
| Cluck | 1-2 | 0-1 | 2 | 0 | 2 | 2 |
| Ray | 1-4 | 7-8 | 2 | 0 | 2 | 9 |
| Weir | 0-0 | 0-0 | 0 | 0 | 1 | 0 |
| **TOTALS** | **28-61** | **21-29** | **43** | **12** | **19** | **77** |

**CONNECTICUT**

| NAME | FGM-A | FTM-A | R | A | PF | TP |
|---|---|---|---|---|---|---|
| Manning | 4-13 | 1-2 | 10 | 2 | 2 | 9 |
| Kimball | 8-14 | 3-7 | 19 | 1 | 4 | 19 |
| Slomcenski | 1-6 | 0-1 | 9 | 0 | 5 | 2 |
| Perno | 4-14 | 8-10 | 4 | 4 | 2 | 16 |
| Czuchry | 0-2 | 2-2 | 0 | 1 | 0 | 2 |
| Comey | 8-17 | 1-3 | 1 | 0 | 3 | 17 |
| Haines | 0-3 | 0-0 | 3 | 0 | 1 | 0 |
| Hulteen | 1-6 | 4-4 | 3 | 0 | 3 | 6 |
| **TOTALS** | **26-75** | **19-29** | **49** | **8** | **20** | **71** |

Halftime Score -West Virginia 42, Connecticut 40; Team Rebounds - Connecticut 5, West Virginia 3; Attendance- 9,236.

**MARCH 8, 1960**
**EAST REGION FIRST ROUND**
**NEW YORK UNIVERSITY 78, CONNECTICUT 59**
**MADISON SQUARE GARDEN**
**NEW YORK, NY**

Huskies shoot only 28% from the field while NYU goes 30-for-64 (47%)... NYU outrebounds the Huskies 57-42...Al Barden leads NYU with 23 points... Jack Rose paces Connecticut with 15 points...NYU loses to eventual National Champion Ohio State (76-54) in the Final Four.

**NEW YORK UNIVERSITY**

| NAME | FGA-M | FTA-M | R | A | PF | TP |
|---|---|---|---|---|---|---|
| Barden | 15-8 | 8-7 | 12 | 2 | 2 | 23 |
| Filardi | 3-0 | 3-1 | 4 | 1 | 2 | 1 |
| Sanders | 10-5 | 2-1 | 15 | 4 | 3 | 11 |
| Paprocky | 12-5 | 1-0 | 2 | 2 | 2 | 10 |
| Cunningham | 13-8 | 2-2 | 6 | 2 | 1 | 18 |
| Reiss | 5-1 | 6-6 | 8 | 1 | 2 | 8 |
| Loche | 1-1 | 0-0 | 0 | 0 | 2 | 2 |
| Lodinoff | 1-0 | 0-0 | 0 | 0 | 1 | 0 |
| DiNapoli | 0-0 | 0-0 | 1 | 0 | 1 | 0 |
| Murphy | 1-0 | 0-0 | 3 | 0 | 1 | 0 |
| Bigelow | 0-0 | 0-0 | 0 | 0 | 0 | 0 |
| Keith | 1-0 | 0-0 | 0 | 0 | 1 | 0 |
| Regan | 2-2 | 1-1 | 0 | 0 | 0 | 5 |
| **TOTALS** | **64-30** | **23-18** | **57** | **12** | **18** | **78** |

**CONNECTICUT**

| NAME | FGA-M | FTA-M | R | A | PF | TP |
|---|---|---|---|---|---|---|
| Sheldon | 11-2 | 1-1 | 4 | 0 | 2 | 5 |
| Pipczynski | 18-4 | 3-2 | 16 | 0 | 3 | 10 |
| Griffin | 10-2 | 8-6 | 9 | 1 | 4 | 10 |
| Rose | 20-6 | 3-3 | 4 | 0 | 1 | 15 |
| Uhl | 4-2 | 3-3 | 3 | 2 | 4 | 7 |
| Martin | 3-1 | 1-0 | 1 | 0 | 0 | 2 |
| Countryman | 2-1 | 0 | 0 | 0 | 0 | 2 |
| Madison | 3-1 | 0 | 0 | 0 | 0 | 2 |
| King | 2-1 | 1-0 | 2 | 1 | 1 | 2 |
| Risley | 1-1 | 2-2 | 0 | 0 | 0 | 4 |
| Kelly | 0-0 | 0-0 | 0 | 0 | 0 | 0 |
| **TOTALS** | **75-21** | **22-17** | **42** | **4** | **15** | **59** |

Halftime Score - NYU 40, Connecticut 31; Team Rebounds - NYU 6, Connecticut 3; Attendance - 15,037.

**MARCH 10, 1959**
**EAST REGION FIRST ROUND**
**BOSTON UNIVERSITY 60, CONNECTICUT 58**
**MADISON SQUARE GARDEN**
**NEW YORK, NY**

UConn makes the tourney for the fourth-straight season and sixth time in school history...The Terriers were paced by Bob Cummings and John Leaman, who score 15 points each...The Huskies were led by Jack Rose's 28...BU lost to eventual national runner-up West Virginia...UConn ends the year with a 17-7 record.

**BOSTON UNIVERSITY**

| NAME | FGM | FTM-A | PF | TP |
|---|---|---|---|---|
| B. Cummings | 5 | 5-6 | 2 | 15 |
| B. Gates | 4 | 2-2 | 5 | 10 |
| E. Washington | 1 | 6-8 | 2 | 8 |
| J. Leaman | 5 | 5-8 | 4 | 15 |
| T. Stagis | 1 | 2-2 | 5 | 4 |
| D. O'Connell | 1 | 4-7 | 3 | 6 |
| H. Supriano | 1 | 0-0 | 1 | 2 |
| **TOTALS** | **18** | **24-33** | **22** | **60** |

**CONNECTICUT**

| NAME | FGM | FTM-A | PF | TP |
|---|---|---|---|---|
| Pipczynski | 2 | 1-1 | 2 | 5 |
| Davis | 3 | 0-2 | 4 | 6 |
| Kelly | 0 | 0-0 | 1 | 0 |
| Cooper | 7 | 3-3 | 4 | 17 |
| Rose | 5 | 18-21 | 5 | 28 |
| Risley | 0 | 0-0 | 1 | 0 |
| Countryman | 1 | 0-2 | 4 | 2 |
| **TOTALS** | **18** | **22-29** | **21** | **58** |

Halftime Score - Boston University 35, Connecticut 35.

**MARCH 11, 1958**
**EAST REGION FIRST ROUND**
**DARTMOUTH 75, CONNECTICUT 64**
**MADISON SQUARE GARDEN**
**NEW YORK, NY**

Dartmouth is paced offensively by Rudy LaRusso and Chuck Kaufman, who score 24 points each...UConn is led by Jack Rose and Paul Kaspar who each drop in 17 points apiece...The Huskies shoot only 24 of 74 from the field (32.4%)

**DARTMOUTH**

| NAME | FGM-A | FTM-A | R | PF | TP |
|---|---|---|---|---|---|
| Carruthers | 2-5 | 1-1 | 5 | 0 | 5 |
| Hanson | 1-1 | 0-0 | 1 | 2 | 2 |
| Larusso | 10-13 | 4-5 | 10 | 3 | 24 |
| Douglas | 0-0 | 0-1 | 1 | 1 | 0 |
| Aley | 4-9 | 2-2 | 4 | 4 | 10 |
| Fahrsworth | 0-1 | 0-0 | 2 | 0 | 0 |
| Kaufman | 10-20 | 4-10 | 4 | 2 | 24 |
| Vandeweghe | 1-3 | 1-2 | 5 | 3 | 3 |
| Hobbie | 0-1 | 0-0 | 0 | 0 | 0 |
| Sosnowski | 2-6 | 1-1 | 4 | 1 | 5 |
| Gavitt | 1-8 | 0-0 | 4 | 0 | 2 |
| Jones | 0-0 | 0-0 | 0 | 0 | 0 |
| **TOTALS** | **31-67** | **13-22** | **40** | **16** | **75** |

**CONNECTICUT**

| NAME | FGM-A | FTM-A | R | PF | TP |
|---|---|---|---|---|---|
| Pipczynski | 0-3 | 2-2 | 5 | 1 | 2 |
| Kaspar | 8-19 | 1-1 | 10 | 4 | 17 |
| Cooper | 1-7 | 3-3 | 6 | 2 | 5 |
| Rose | 7-18 | 3-3 | 4 | 2 | 17 |
| O'Connor | 4-9 | 1-3 | 1 | 3 | 9 |
| Risley | 0-2 | 0-0 | 1 | 0 | 0 |
| Brown | 0-2 | 1-2 | 0 | 0 | 1 |
| Cross | 1-1 | 2-2 | 0 | 0 | 4 |
| Schmidt | 0-3 | 2-4 | 0 | 0 | 2 |
| Davis | 2-4 | 1-2 | 7 | 1 | 5 |
| Martin | 1-2 | 0-0 | 2 | 3 | 2 |
| **TOTALS** | **24-70** | **16-22** | **36** | **16** | **64** |

Halftime Score - Dartmouth 39, Connecticut 38.

**MARCH 12, 1957**
**EAST REGION FIRST ROUND**
**SYRACUSE 82, CONNECTICUT 76**
**MADISON SQUARE GARDEN**
**NEW YORK, NY**

The Orangemen were led by Gary Clark's 26 points and Vinnie Cohen's 24 points...Syracuse defeats Lafayette in the second-round (75-71) before losing to eventual national champion North Carolina in the quarterfinals (67-58)...Connecticut loses a 10-point lead with eight minutes remaining in the game... Jim O'Connor paces UConn with 21 points and Al Cooper adds 19.

**CONNECTICUT**

| NAME | FGM | FTM-A | PF | TP |
|---|---|---|---|---|
| Quinn | 6 | 2-2 | 0 | 14 |
| Schmidt | 5 | 4-4 | 3 | 14 |
| Cooper | 9 | 1-3 | 3 | 19 |
| Davis | 0 | 0-1 | 2 | 0 |
| Osborne | 1 | 6-8 | 2 | 8 |
| O'Connor | 8 | 5-6 | 2 | 21 |
| **TOTALS** | **29** | **18-24** | **12** | **76** |

**SYRACUSE**

| NAME | FGM | FTM-A | PF | TP |
|---|---|---|---|---|
| Clark | 12 | 2-2 | 4 | 26 |
| Cohen | 9 | 6-8 | 3 | 24 |
| Snyder | 4 | 3-6 | 3 | 11 |
| Breland | 4 | 2-2 | 1 | 10 |
| Albanese | 1 | 2-4 | 2 | 4 |
| Cincebox | 3 | 0-1 | 1 | 6 |
| Loudis | 0 | 1-2 | 0 | 1 |
| **TOTALS** | **33** | **16-25** | **14** | **82** |

Halftime Score - Connecticut 37, Syracuse 35.

**MARCH 13, 1956**
**EAST REGION FIRST ROUND**
**CONNECTICUT 84, MANHATTAN 75**
**MADISON SQUARE GARDEN**
**NEW YORK, NY**

Connecticut entered the post-season as the Yankee Conference Champion... UConn wins its first NCAA tournament game ever in school history...The contest was played in Madison Square Garden...Ron Bushwell leads the Huskies to the win as he pumps in 24 points, including a perfect 10-for-10 from the free throw line...John Powers scores a game-high 26 points for Manhattan.

**CONNECTICUT**

| NAME | FGM | FTM-A | PF | TP |
|---|---|---|---|---|
| Quinn | 5 | 2-2 | 3 | 12 |
| Ruddy | 5 | 3-5 | 3 | 13 |
| Narracci | 0 | 0-0 | 0 | 0 |
| Kaspar | 9 | 5-8 | 2 | 23 |
| O'Leary | 0 | 0-0 | 0 | 0 |
| Bushwell | 7 | 10-10 | 1 | 24 |
| O'Connor | 0 | 0-0 | 1 | 0 |
| Osborne | 4 | 0-0 | 2 | 8 |
| Burns | 2 | 0-0 | 2 | 4 |
| **TOTALS** | **32** | **20-25** | **14** | **84** |

**MANHATTAN**

| NAME | FGM | FTM-A | PF | TP |
|---|---|---|---|---|
| Paulson | 7 | 5-5 | 3 | 19 |
| Murphy | 2 | 2-4 | 0 | 6 |
| Martinsen | 3 | 0-0 | 1 | 6 |
| Lombardo | 4 | 2-2 | 5 | 10 |
| Joseph | 0 | 1-2 | 1 | 1 |
| Powers | 12 | 2-7 | 3 | 26 |
| O'Connor | 2 | 0-0 | 1 | 4 |
| Cavanaugh | 1 | 1-5 | 0 | 3 |
| **TOTALS** | **31** | **13-25** | **14** | **75** |

Halftime Score - Connecticut 40, Manhattan 35.

**MARCH 16, 1956**
**EAST REGION SEMIFINAL**
**TEMPLE 65, CONNECTICUT 59**
**THE PALESTRA**
**PHILADELPHIA, PA**

The Huskies took part in the second-round of the NCAAs for the first time in school history...Temple advanced with a first-round win over Holy Cross (74-72)...The Owls were paced by Hal Lear, who scored 40 points...Gordon Ruddy chipped in 19 points for the Huskies...Temple outrebound UConn 76-46...Connecticut was 23 of 83 from the field (27.7%).

**CONNECTICUT**

| NAME | FGM-A | FTM-A | R | PF | A | TP |
|---|---|---|---|---|---|---|
| Osborne | 4-14 | 3-4 | 15 | 0 | 2 | 11 |
| Ruddy | 8-23 | 3-5 | 9 | 1 | 0 | 19 |
| O'Connor | 0-1 | 0-0 | 1 | 1 | 0 | 0 |
| Kaspar | 1-8 | 2-5 | 6 | 3 | 3 | 4 |
| O'Leary | 0-1 | 0-0 | 2 | 1 | 0 | 0 |
| Cherepy | 1-2 | 0-1 | 1 | 1 | 0 | 2 |
| Quinn | 6-15 | 4-5 | 5 | 4 | 3 | 16 |
| Bushwell | 2-14 | 1-3 | 7 | 2 | 1 | 5 |
| Burns | 1-5 | 0-1 | 0 | 0 | 1 | 2 |
| **TOTALS** | **23-83** | **13-24** | **46** | **13** | **10** | **59** |

**TEMPLE**

| NAME | FGM-A | FTM-A | R | PF | A | TP |
|---|---|---|---|---|---|---|
| D. Fleming | 0-4 | 0-1 | 9 | 2 | 0 | 0 |
| H. Reinfeld | 1-7 | 0-1 | 6 | 1 | 0 | 2 |
| J. Norman | 2-6 | 2-4 | 10 | 5 | 1 | 6 |
| F. Cohen | 5-21 | 0-1 | 34 | 3 | 3 | 10 |
| T. Van Patton | 0-1 | 0-0 | 3 | 0 | 0 | 0 |
| G. Rodgers | 1-15 | 5-7 | 5 | 3 | 13 | 7 |
| H. Lear | 18-27 | 4-5 | 9 | 2 | 1 | 40 |
| **TOTALS** | **27-81** | **11-19** | **76** | **16** | **18** | **65** |

Halftime Score - Temple 38, Connecticut 27.

**Paul Kaspar**

**John Pipczynski**



# ALL-TIME NCAA TOURNAMENT BOX SCORES & RECAPS

**MARCH 17, 1956**
**EAST REGION THIRD PLACE GAME**
**DARTMOUTH 85, CONNECTICUT 64**
**THE PALESTRA**
**PHILADELPHIA, PA**

Gene Booth scores a game-high 20 points to lead Dartmouth... UConn is paced by a trio of players in doubles figures (Gordon Ruddy 15 points, Paul Kasper 12 & Don Burns 11)...The Huskies' Billy O'Leary and Fran Quinn bump heads midway through the second half and both players miss the rest of the game.

**DARTMOUTH**

| NAME | FGM-A | FTM-A | R | PF | A | TP |
|---|---|---|---|---|---|---|
| Judson | 4-11 | 0-0 | 2 | 2 | 4 | 8 |
| Carruthers | 6-12 | 4-5 | 3 | 2 | 1 | 16 |
| Erwin | 1-2 | 2-2 | 3 | 1 | 0 | 4 |
| Fraser | 1-2 | 0-0 | 0 | 0 | 0 | 2 |
| Francis | 6-12 | 2-3 | 12 | 2 | 2 | 14 |
| Donahoe | 1-4 | 0-0 | 6 | 2 | 2 | 2 |
| Douglas | 0-2 | 2-2 | 3 | 1 | 0 | 2 |
| Booth | 7-11 | 6-9 | 8 | 1 | 6 | 20 |
| Julian | 3-5 | 3-4 | 6 | 3 | 1 | 9 |
| Blades | 3-5 | 3-4 | 6 | 3 | 1 | 9 |
| Jones | 0-0 | 0-0 | 1 | 1 | 0 | 0 |
| Markman | 0-0 | 1-3 | 1 | 0 | 0 | 1 |
| **TOTALS** | **32-66** | **21-30** | **46** | **16** | **18** | **85** |

**CONNECTICUT**

| NAME | FGM-A | FTM-A | R | PF | A | TP |
|---|---|---|---|---|---|---|
| Osborne | 1-7 | 2-2 | 11 | 0 | 3 | 4 |
| Ruddy | 4-16 | 7-10 | 13 | 4 | 1 | 15 |
| Dube | 0-3 | 0-0 | 1 | 1 | 1 | 0 |
| Kiernan | 0-0 | 0-0 | 1 | 0 | 0 | 0 |
| Kaspar | 4-6 | 4-7 | 4 | 4 | 0 | 12 |
| Cherepy | 1-1 | 0-0 | 1 | 0 | 0 | 2 |
| O'Leary | 1-3 | 1-2 | 6 | 1 | 0 | 3 |
| Quinn | 2-7 | 1-3 | 4 | 2 | 1 | 5 |
| Bushwell | 3-14 | 2-2 | 2 | 5 | 2 | 8 |
| Burns | 5-12 | 1-1 | 3 | 0 | 2 | 11 |
| O'Connor | 2-4 | 0-1 | 3 | 0 | 0 | 4 |
| Narracci | 0-2 | 0-0 | 0 | 2 | 0 | 0 |
| **TOTALS** | **23-77** | **18-28** | **49** | **18** | **10** | **64** |

Halftime Score - Dartmouth 46, Connecticut 34.

**MARCH 8, 1954**
**EAST REGION FIRST ROUND**
**NAVY 85, CONNECTICUT 80**
**BUFFALO, NY**

Navy was led by John Clune, who scored 42 points in the win... UConn was paced by Worthy Patterson, who scored 21 points and Art Quimby, who scored 19 points...UConn ended its season with a then-school record 23 wins and only three losses.

**CONNECTICUT**

| NAME | FGM | FTM-A | PF | TP |
|---|---|---|---|---|
| Patterson | 7 | 7-8 | 5 | 21 |
| Ahearn | 2 | 2-4 | 2 | 6 |
| Quimby | 8 | 3-7 | 1 | 19 |
| O'Brien | 0 | 0-0 | 1 | 0 |
| Zima | 2 | 2-2 | 1 | 6 |
| Watson | 2 | 2-2 | 4 | 6 |
| Jones | 2 | 1-1 | 1 | 5 |
| Ruddy | 4 | 4-5 | 2 | 12 |
| Bushwell | 2 | 1-1 | 5 | 5 |
| Braverman | 0 | 0-0 | 0 | 0 |
| **TOTALS** | **29** | **22-30** | **22** | **80** |

**NAVY**

| NAME | FGM | FTM-A | PF | TP |
|---|---|---|---|---|
| D. Lange | 8 | 2-2 | 4 | 18 |
| J. Clune | 16 | 10-11 | 3 | 42 |
| E. Hogan | 5 | 1-3 | 3 | 11 |
| W. Hoover | 2 | 1-3 | 2 | 5 |
| L. Wigley | 0 | 6-7 | 4 | 6 |
| K. McCally | 0 | 0-0 | 1 | 0 |
| D. Sandlin | 0 | 0-0 | 0 | 0 |
| W. Slattery | 0 | 0-0 | 1 | 0 |
| T. Wells | 0 | 2-5 | 4 | 2 |
| J. McDonnell | 0 | 0-0 | 0 | 0 |
| B. Thompson | 0 | 1-1 | 0 | 1 |
| J. DeGroff | 0 | 0-0 | 0 | 0 |
| **TOTALS** | **31** | **23-32** | **22** | **85** |

Halftime Score - Connecticut 40, Navy 38.

**MARCH 20, 1951**
**EAST REGION FIRST ROUND**
**ST. JOHN'S 63, CONNECTICUT 52**
**MADISON SQUARE GARDEN**
**NEW YORK, NY**

St. John's derailed the Huskies in their first-ever postseason appearance in New York's old Madison Square Garden...Bob Zawoluk scored 18 points and had 18 rebounds for the Redmen... Vin Yokabaskas paced Connecticut with 22 points...St. John's then lost to eventual champion Kentucky (59-43).

**ST. JOHN'S**

| NAME | FGM-A | FTM-A | R | PF | A | TP |
|---|---|---|---|---|---|---|
| Dombrosky | 6-13 | 5-5 | 10 | 0 | 1 | 17 |
| O'Shea | 0-0 | 0-0 | 0 | 0 | 0 | 0 |
| McGuire | 0-0 | 0-1 | 4 | 2 | 1 | 0 |
| MacGilvray | 2-8 | 5-8 | 13 | 3 | 1 | 9 |
| McCool | 0-1 | 0-0 | 0 | 0 | 0 | 0 |
| Zawoluk | 7-18 | 4-5 | 18 | 3 | 2 | 18 |
| Giancontieri | 0-0 | 0-0 | 0 | 1 | 0 | 0 |
| McMahon | 5-12 | 0-0 | 5 | 3 | 2 | 10 |
| Noonan | 0-0 | 0-0 | 0 | 0 | 1 | 0 |
| Mulzoff | 2-7 | 1-1 | 3 | 5 | 5 | 5 |
| Dunn | 2-4 | 0-0 | 3 | 2 | 2 | 4 |
| McAndrews | 0-0 | 0-0 | 0 | 0 | 0 | 0 |
| **TOTALS** | **24-63** | **15-20** | **56** | **19** | **15** | **63** |

**CONNECTICUT**

| NAME | FGM-A | FTM-A | R | PF | A | TP |
|---|---|---|---|---|---|---|
| Yokabaskas | 7-15 | 8-11 | 3 | 2 | 3 | 22 |
| Widholm | 2-5 | 3-3 | 6 | 5 | 3 | 7 |
| Silverstein | 0-1 | 0-0 | 0 | 0 | 0 | 0 |
| Demir | 0-0 | 0-0 | 0 | 1 | 0 | 0 |
| Ebel | 5-12 | 2-3 | 4 | 1 | 0 | 12 |
| Fleischman | 0-2 | 0-0 | 0 | 0 | 0 | 0 |
| Kleckner | 1-3 | 0-0 | 3 | 1 | 4 | 2 |
| Clark | 1-6 | 0-1 | 3 | 3 | 2 | 2 |
| Brouker | 0-2 | 0-0 | 1 | 1 | 0 | 0 |
| Gates | 3-17 | 1-3 | 1 | 2 | 3 | 7 |
| **TOTALS** | | | | | | |

**Halftime Score - St. John's 34, Connecticut 19.**

# 2022-23 UCONN HUSKIES

**Front row (l-r):** Andre Johnson Jr., Joey Calcaterra, Tristen Newton, Jordan Hawkins, Andre Jackson Jr., Nahiem Alleyne, Hassan Diarra, Andrew Hurley.

**Second row (l-r):** Emmett Hendry, Apostolos Roumoglou, Richie Springs, Samson Johnson, Donovan Clingan, Adama Sanogo, Yarin Hasson, Alex Karaban.