2023-24 WOMEN'S BASKETBALL

MIAMI HURRICANES

GAME INFO #26

Date: Thursday, Feb. 22
Time: 7 p.m.
Location: Charlottesville, Va.
Arena: John Paul Jones Arena
Live Stats: statbroadcast.com
Television: ACCNX
Radio: WVUM 90.5 FM
Series: Miami leads, 12-10
at Miami: Miami leads, 5-4
at Virginia: Series tied, 6-6
Neutral: Miami leads 1-0
Last Meeting: Miami W, 85-74 (2.26.23)

SCHEDULE (H: 13-3, A: 3-5, N: 0-1)

DATE	OPPONENT	TV	TIME/RESULT
November (6-0)			
9	**JACKSONVILLE**	**ACCNX**	**W, 81-53**
12	**FORDHAM**	**ACCNX**	**W, 78-39**
17	**SOUTHERN**	**ACCNX**	**W, 61-57**
24	**COLGATE$**	**ACCNX**	**W, 67-49**
26	**ETSU$**	**ACCNX**	**W, 68-44**
29	at No. 21 Miss. State^	SECN	W, 74-68
December (4-2)			
3	**NJIT**	**ACCN**	**W, 87-43**
8	**DePAUL**	**ACCN**	**W, 75-70**
16	vs. #10/13 BAYLOR@	ESPN+	L, 57-75
20	**JACKSON STATE**	**ACCNX**	**W, 59-52**
28	**ALABAMA STATE**	**ACCNX**	**W, 81-36**
31	**No. 19 LOUISVILLE***	**ACCN**	**L, 72-77**
January (3-4)			
4	at Boston College*	ACCNX	L, 64-70
7	**WAKE FOREST***	**ACCNX**	**W, 77-47**
11	at No. 11 Virginia Tech*	ACCN	L, 52-76
14	at No. 18/19 Notre Dame*	CW	L, 59-70
18	**No. 4/5 NC STATE***	**ACCNX**	**W, 73-59**
25	at No. 20/21 UNC*	ACCN	L, 61-66
28	**DUKE***	**ACCN**	**W, 64-58**
February (3-3)			
1	at Wake Forest*	ACCNX	W, 72-54
4	at RV/RV Florida State*	CW	L, 68-75
8	**CLEMSON***	**ACCNX**	**W, 75-72 (OT)**
11	at Georgia Tech*	ACCNX	W, 62-60
15	**No. 19/20 SYRACUSE***	**ACCNX**	**L, 60-71**
18	**-/RV FLORIDA STATE***	**ACCN**	**L, 68-74**
22	at Virginia*	ACCNX	7 p.m.
25	at Clemson*	ACCNX	2 p.m.
29	**PITTSBURGH***	**ACCNX**	**6 p.m.**
March			
3	**GEORGIA TECH***	**ACCN**	**2 p.m.**

BOLD CAPS - home game
* - ACC game
^ - ACC/SEC Challenge
$ - Miami Thanksgiving Tournament
@ Hall of Fame College Series
All times are Eastern

ATHLETIC COMMUNICATIONS

WBB Contact: Brock Borgeson
Email: brock.borgeson@miami.edu
Cell Phone: 630-440-2595

THE MATCHUP

Miami (16-9, 6-8)
Head Coach: Katie Meier (Duke '89, '90)
Record at UM: 359-233
Career Record: 434-278
Record vs. UVA: 11-9

-vs-

Virginia (12-13, 4-10)
Head Coach: Amaka Agugua-Hamilton
Record at UVA: 27-28
Career Record: 101-43
Record vs. Miami: 0-2

QUICK HITS

SHY STAYS STEADY

Shayeann Day-Wilson's stretch of double-digit scoring performances was stretched to 11-straight games after her 21-point game against Florida State Sunday. Her 21-point effort marked a season high, tying Jasmyne Roberts for the most points by a Miami player in a game this season.

APPROACHING MILESTONES

Jaida Patrick is just short of 100-career three-pointers, sitting at 99. She is also only 19 points shy of 1,000 for her career and another 29 rebounds from notching 500 for her career. Shayeann Day-Wilson stands with 935 points for her career and just 21 assists short of 300.

CLEAN THE GLASS

Miami reeled in a season-high 51 rebounds against Florida State Sunday. The Canes were just seven short of setting the team single game rebounding record for ACC contests. UM also had a season-high 21 offensive boards.

CARDIAC CANES

Miami rallied from down 17 and down 7 respectively in its wins against Clemson and Georgia Tech last week. Miami was held to 22 points in the first half in both of those games, with the Canes averaging 46.5 points after the half in both of those wins. Miami's 17-point halftime comeback against Clemson was tied for the second-biggest halftime comeback for the program since at least 1995, just one point shy of the record.

THE NUMBERS

44	Miami stands at **44** in the latest NCAA NET Rankings announced Feb. 18.
13	Jasmyne Roberts earned her first-career double-double with a career-best **13 boards** Sunday.
11	Shayeann Day-Wilson has scored in double figures in **11-straight** games, averaging 16.0 PPG.
5	Lattimore has posted **5 double-digit scoring efforts** off the bench including 2 in the last 2 games.
99	Jaida Patrick has **99 treys** for her career. She'd become the 2nd Cane to reach 100 this year.

HEAD-TO-HEAD

Miami		UVA
68.6	Points/Game	73.8
44.5	Field-Goal %	39.8
34.0	3-Point %	31.1
64.7	Free Throw %	78.3
37.9	Rebounds/Game	42.9
13.4	Assists/Game	16.1
3.8	Blocks/Game	4.8
9.4	Steals/Game	8.0
60.6	Scoring Defense	73.8
38.0	FG% Defense	39.4
31.1	3FG% Defense	30.6
+8.0	Rebound Margin	+4.6
+0.8	AST-TO Ratio	+1.1

PROBABLE STARTERS (FROM LAST GAME)

Miami Hurricanes

No.	Player	Pos.	Yr.	Ht.	Hometown	PPG	RPG	APG	FG%	3FG%	FT%
4	Jasmyne Roberts	G	Jr.	5-10	Jacksonville, Fla.	10.6	5.0	1.5	46.6	33.9	80.0
5	Jaida Patrick	G	Gr.	5-10	West Haverstraw, N.Y.	7.8	4.3	1.4	26.3	38.6	32.2
12	Ja'Leah Williams	G	Jr.	5-9	Pompano Beach, Fla.	7.7	4.1	2.9	47.8	34.2	62.9
30	Shayeann Day-Wilson	G	Jr.	5-6	Toronto, Ontario	12.0	2.6	3.6	44.0	39.1	76.7
44	Kyla Oldacre	F	So.	6-6	Dacula, Ga.	5.2	4.7	0.6	56.4	00.0	57.5

Virginia Cavaliers

No.	Player	Pos.	Yr.	Ht.	Hometown	PPG	RPG	APG	FG%	3FG%	FT%
0	Olivia McGhee	G	Fr.	6-2	Louisa, Va.	7.0	2.3	0.3	41.0	32.0	87.0
1	Paris Clark	G	So.	5-8	Bronx, N.Y.	9.7	4.5	1.8	42.0	35.0	75.0
20	Camryn Taylor	F	5th	6-2	Peoria, Ill.	14.4	6.1	0.5	47.0	56.0	88.0
21	Kymora Johnson	G	Fr.	5-7	Charlottesville, Va.	15.1	4.6	5.5	41.0	31.0	84.0
33	Sam Brunelle	F	Gr.	6-2	Ruckersville, Va.	7.0	3.3	0.9	38.0	36.0	83.0

QUICK FACTS

UNIVERSITY INFORMATION

Location	Coral Gables, Fla.
Enrollment	19,397
Founded	1925
Nickname	Hurricanes
Colors	Orange, Green and White
President	Dr. Julio Frenk
Vice President / Director of Athletics	Dan Radakovich
Faculty Athletics Representative	Dr. Marvin Dawkins
Conference	Atlantic Coast Conference
Arena / Capacity	Watsco Center / 7,972
Ticket Office Phone	1-800-GO-CANES
Press Row Phone	305-284-2111
Website	MiamiHurricanes.com
Mailing Address	5821 San Amaro Drive, Coral Gables, FL 33146

COACHING STAFF

Head Coach	Katie Meier (Duke, '89 [B.A.], '90 [M.A.])
Record at Miami	358-231 (19th season)
Career Record	434-276 (23rd season)
Assistant Head Coach	Fitzroy Anthony (Palm Beach Atlantic '08)
Assistant Coach	Josh Petersen (Florida State '12)
Assistant Coach / Scouting & Analytics	Bob Dunn (Dayton '10)
Dir. of Ops / Coord. of Recruiting	Lonnette Hall (CSU-Northridge '94)
Director of Ops / Special Projects	Margie Gill (Florida '03)
Assoc. Director of Ops. / NIL & Brand	Kelsee Grovey (Tulsa '16)
Asst. Director of Ops. / Player Develop.	Teren Hart (Miami '16)
Video Coordinator	Paige Otto (Michigan State '21)
Strength Coach	Brianne Brown (Southern Utah '15)
Athletic Trainer	Silver Harris (Miami '18)

PROGRAM INFORMATION

PROGRAM HISTORY

First Year of Basketball	1972-73 (51st season)
All-Time Record	868-607 (.588)
All-Time ACC Record	157-157 (.500)
NCAA Tournament Apps.	16 (last, 2023)
Last NCAAT Opponent	LSU, 2023 (L, 54-42, Elite Eight)
WNIT Appearances	Six (last, 2014)
Last WNIT Opponent	Stetson, 2014 (L, 70-63, First Round)

TEAM INFORMATION

2022-23 Overall Record	22-13 (15-4 H, 5-7 A, 3-2 N)
ACC Record / Finish	11-7 / T-6th
Players Returning / Lost	6 / 8
Starters Returning / Lost	3 / 2
Newcomers	5

RETURNING STARTERS	POS	PPG	RPG	APG
Jasmyne Roberts	G	9.3	4.9	1.5
Ja'Leah Williams	G	6.5	3.1	2.7

KEY LOSSES (5.0+ PPG)	POS	PPG	RPG	APG
Haley Cavinder (graduation)	G	12.2	4.9	2.5
Destiny Harden (graduation)	F	11.9	5.9	2.0
Lola Pendande (graduation)	F	8.0	4.4	0.8

RETURNING NUMBERS	AVG	PCT
Points	30.8	.442
Rebounds	16.5	.433
Assists	5.7	.389
Blocks	1.5	.600
Steals	4.5	.518
Starts	56 of 175	.320

THE MATCHUP

• Miami and Virginia are playing for the 23rd time in series history and the 13th time against one another in Charlottesville.

• UM and UVA are all even, 6-6, in games played at Virginia. The last meeting between the two teams at Virginia came in a 16-point win for Miami Feb. 15, 2022.

• Miami is making its trip to Virginia this season after heading up to Blacksburg, Va., earlier this year.

LAST TIME OUT

CORAL GABLES, Fla. – Despite Jasmyne Roberts' first-career double-double and a season-high 21 points from Shayeann Day-Wilson, Miami women's basketball (16-9, 6-8 ACC) dropped a 74-68 decision against Florida State (19-8, 10-5 ACC) Sunday, Feb. 18.

SCOUTING THE CAVALIERS

• Virginia is 12-13 and 4-10 in ACC play and coming off a loss against No. 19 Syracuse Sunday, Feb. 18.

• The Cavaliers have pushed some solid teams to the brink, while also picking up two ranked wins this season.

• UVA knocked off No. 20 North Carolina, 81-66, at home, while also going on the road Jan. 21 to defeat then No. 15 Florida State, 91-87.

• Virginia has earned one home win in league play this year, coming against UNC.

• UVA is paced by the scoring of Camryn Taylor and Kymora Johnson, both of which are averaging at least 14 points per game. UVA has played 13 different players this season, while nine have earned starts.

• Virginia is a fourth quarter team, scoring a team-best 514 points in the final frame, 118 points more than its total in the first frame.

HURRICANE LEADERS

Led Team in Points

	Season	Career
Jasmyne Roberts	8	12
Ja'Leah Williams	2	6
Lemyah Hylton	5	5
Lazaria Spearman	1	4
Lashae Dwyer	1	4
Latasha Lattimore		1
Jaida Patrick	4	4
Shayeann Day-Wilson	11	11
Kyla Oldacre	1	1

Led Team in Rebounds

	Season	Career
Jasmyne Roberts	4	12
Ja'Leah Williams	3	7
Lazaria Spearman	13	18
Kyla Oldacre	6	6
Latasha Lattimore	1	3
Lashae Dwyer		1
Jaida Patrick	4	4
Shayeann Day-Wilson	1	1

Double-Figure Scoring Games

	Season	Career
Ally Stedman	1	41
Jaida Patrick	8	45
Shayeann Day-Wilson	19	54
Ja'Leah Williams	7	24
Jasmyne Roberts	14	28
Lashae Dwyer	6	18
Lazaria Spearman	6	11
Latasha Lattimore	5	10
Kyla Oldacre	4	5
Lemyah Hylton	8	8

Consecutive Games in Double Figures

	Season	Career
Ally Stedman		13
Shayeann Day-Wilson	11	16
Jaida Patrick		8
Jasmyne Roberts	5	7
Lazaria Spearman	1	4
Ja'Leah Williams	1	6
Lashae Dwyer		3
Lemyah Hylton	1	2
Kyla Oldacre		2
Latasha Lattimore	3	3

20-Point Games

	Season	Career
Shayeann Day-Wilson	1	6
Jaida Patrick		5
Ally Stedman		6
Lashae Dwyer		2
Jasmyne Roberts	1	3
Ja'Leah Williams		1
Latasha Lattimore		1

Double-Figure Rebounding Games

	Season	Career
Jaida Patrick	1	5
Lazaria Spearman	2	4
Latasha Lattimore		2
Ja'Leah Williams		1
Jasmyne Roberts	1	1

Double-Doubles

	Season	Career
Jaida Patrick		4
Lazaria Spearman	2	3
Latasha Lattimore		2
Jasmyne Roberts	1	1

ACC GAUNTLET

• Miami played five games against ranked teams during the first half of ACC play, taking on No. 19 Louisville, No. 11 Virginia Tech, No. 18/19 Notre Dame, No. 4/5 NC State and No. 20/21 UNC. UM went up against Syracuse Thursday, who ranks No. 19/20 in both polls.

SEASON 19

• In her 19th season at the helm of the Hurricanes, head coach Katie Meier has carved her name into the Miami record books. With 359 career victories at The U, Meier is the Hurricanes' all-time winningest coach – men's or women's basketball.

• She coached Miami to its first ever Elite Eight in 2023, advancing to the first Sweet Sixteen of her career along the way.

• Meier ranks 50th among active Division I head coaches in career victories at 435 and is one of four ACC coaches to reach the 400-career-victory mark.

DYNAMIC DUO

• Miami returns just two of five starters from a season ago in juniors Jasmyne Roberts and Ja'Leah Williams.

• Roberts was the star of Miami's NCAA Tournament run, averaging 19.0 points and 7.3 rebounds in four tournament games to earn a spot on the Greenville 2 All-Region team. She eclipsed the 20-point mark in back-to-back games, including setting a new career high in scoring with 26 points against Villanova.

THE 2023-24 SLATE

• The Hurricanes will face 10 NCAA Tournament teams from a season ago in 2023-24, including Louisville and Virginia Tech who advanced to the Elite Eight and Final Four, respectively.

• Eighteen of Miami's 25 opponents in 2023-24 finished in the NET Top 100 at the conclusion of last season and 13 posted 20-win seasons. Seven of the Hurricanes' opponents sit in the Associated Press Preseason Top-25.

TERRIFIC TRANSFERS

• Miami brought in four transfers in the offseason – Shayeann Day-Wilson, Lemyah Hylton, Jaida Patrick and Ally Stedman. Two of the four, Day-Wilson and Patrick, are familiar faces among the ACC as they both spent their first two collegiate seasons at Duke.

• Patrick most recently played for the Columbia Lions, averaging 12.5 points and 4.8 rebounds as a senior and earning All-Ivy Second Team honors. Day-Wilson was the ACC Freshman of the Year in 2021-22 and averaged 10.2 points and 3.1 assists per game at Duke.

• Hylton joins the Hurricanes after playing for Arizona in 2022-23, where she saw action in 15 games as a freshman. Stedman spent two seasons at Pepperdine, earning WCC All-Freshman Team in 2021-22 and All-WCC Honorable Mention in 2022-23.

OH CANADA

• Over one-third of the Hurricanes' 2023-24 roster hails from the Great White North, mainly from the Toronto area. Juniors Shayeann Day-Wilson and Latasha Lattimore reunited this season at Miami as they were high school teammates in Canada.

• Lemyah Hylton calls Mississauga, Ontario home, while Lashae Dwyer is also from Toronto. All four have represented Canada at various national team events.

DRIVE TO '25

• Head coach Katie Meier signed the ninth-ranked recruiting class in the nation as announced Nov. 8, the highest in her career according to espnW early recruiting class rankings. The 2024 class is made of a trio of guards in Ahnay Adams, Leah Harmon and Simone Pelish.

• Adams is a two-time New Hampshire Gatorade Player of the Year and the No. 37 overall player. Harmon checks in as the No. 30 recruit in the country according to ESPN, a five-star point guard from Washington, D.C. Pelish is a three-time Upstate Player of

ACC STANDINGS

	Team	ACC Rec.	ACC Pct.	Overall Rec.	Overall Pct.	Win Streak
1.	Virginia Tech	13-2	.867	22-4	.846	W9
2.	Syracuse	12-3	.800	22-4	.846	W5
3.	NC State	11-3	.786	23-3	.885	W3
4.	Louisville	10-4	.714	21-6	.778	L1
5.	Florida State	10-5	.667	19-8	.704	W2
6.	North Carolina	9-5	.643	17-9	.654	W2
7.	Notre Dame	8-5	.615	18-6	.750	L1
8.	Duke	8-5	.615	16-8	.667	L1
9.	Miami	6-8	.429	16-9	.640	L2
10.	Georgia Tech	6-9	.400	15-12	.556	L1
11.	Virginia	4-10	.286	12-13	.480	L1
12.	Clemson	4-10	.286	11-15	.423	L3
13.	Boston College	3-11	.214	11-16	.407	L8
14.	Pittsburgh	2-12	.143	8-19	.296	W1
15.	Wake Forest	0-14	.000	4-22	.154	L14

*updated 2/19/24

THE POLLS

Associated Press

Rk.	Team (No. 1 votes)	Rec.	Pts.
1	South Carolina (35)	25-0	875
2	Ohio State	22-3	824
3	Stanford	23-3	804
4	Iowa	23-3	742
5	Texas	24-3	730
6	NC State	23-3	714
7	USC	20-4	654
8	Virginia Tech	22-4	593
9	Oregon State	21-4	554
10	Kansas State	22-4	520
11	Colorado	20-5	519
12	UCLA	20-5	497
13	LSU	21-4	465
14	Indiana	21-3	446
15	UConn	22-5	423
16	Gonzaga	26-2	326
17	Syracuse	22-4	272
18	Utah	19-7	246
19	Notre Dame	18-6	242
20	Louisville	21-6	228
21	Creighton	21-3	201
22	West Virginia	22-3	172
23	Oklahoma	18-7	94
24	Baylor	19-6	88
25	Princeton	20-3	66

Others receiving votes: UNLV (41), Fairfield (28), North Carolina (4), Saint Joseph's (4), Mississippi State (2), Tennessee (1)

*updated 2/19/24

USA Today Coaches Poll

Rk.	Team (No. 1 votes)	Rec.	Pts.
1	South Carolina (32)	25-0	800
2	Ohio State	22-3	761
3	Stanford	23-3	730
4	Iowa	23-3	697
5	Texas	24-3	659
6	NC State	23-3	637
7	USC	20-4	584
8	Virginia Tech	22-4	527
9	Kansas State	22-4	511
10	LSU	22-4	510
11	Colorado	20-5	466
12	UCLA	20-5	434
13	Connecticut	23-5	433
14	Oregon State	21-4	394
15	Gonzaga	26-2	383
16	Indiana	21-4	348
17	Syracuse	22-4	265
18	Notre Dame	19-6	243
19	Utah	19-7	207
20	Louisville	21-6	202
21	Creighton	21-4	177
22	West Virginia	22-3	154
23	Princeton	20-3	96
24	Baylor	19-6	72
25	Oklahoma	18-7	44

*updated 2/20/24

Others receiving votes: UNLV (30), Saint Joseph's (15), Ball State (5), Fairfield (5), Tennessee (4), Michigan State (3), Richmond (2), Duke (1), Florida State (1)

NCAA STATS

Team

Category (Value)	*NCAA*	*ACC*
Assist/Turnover Ratio (0.81)	183	13
Assists/Game (13.4)	158	13
Bench Points/Game (26.4)	22	1
Blocks/Game (3.8)	83	10
FG % (44.5)	48	5
FG % Defense (38.0)	68	5
Fouls/Game (16.3)	139	9
Free Throw Attempts/Game (13.2)	308	14
Free Throw % (64.7)	324	15
Free Throws/Game (8.5)	332	15
Rebounding Margin (3.6)	92	8
Def. Rebounds/Game (24.6)	213	12
Off. Rebounds/Game (13.4)	59	5
Rebounds/Game (37.9)	120	9
Scoring Defense (60.6)	91	4
Scoring Margin (8.0)	84	9
Scoring Offense (68.6)	123	12
Steals/Game (9.4)	66	3
Three-Point Attempts/Game (20.2)	136	7
Three-Point Percentage (34.0)	73	3
Three-Point Percentage Def. (31.1)	201	9
Three-Pointers/Game (6.9)	97	6
Turnover Margin (1.0)	144	8
Turnovers Forced/Game (17.6)	100	5
Turnovers/Game (16.5)	210	12
Winning Percentage (64.0)	95	9

Individual (Top-75 Nationally)

Category (Value)	*NCAA*	*ACC*
Three-Point Percentage (39.1)	54	2

*updated 2/17/24

the Year honoree and a four-star recruit from the state of New York per ESPN.

DRAFTED TO THE W

• Graduate student Destiny Harden became the seventh Hurricane in program history selected to the WNBA after getting drafted No. 27 overall (third round) by the Phoenix Mercury. She was one of three ACC players drafted and the first-ever selection by the Mercury.

• Harden joins the likes of Beatrice Mompremier (2020), Adrienne Motley (2017), Shenise Johnson (2012), Riquna Williams (2012), Tamara James (2006) and Octavia Blue (1998).

HOME SWEET HOME

• Miami holds a 549-214 (.719) all-time record at home and, since the inception of the program, has only finished the season with a losing home record four times.

• The Hurricanes have been particularly good at defending their home court under head coach Katie Meier, totaling a 242-91 (.727) record at home since she took over in 2005-06.

CANES OVERSEAS

• Miami currently has numerous alumni playing professional basketball overseas:

VS. 2023-24 OPPONENTS

OPPONENT	REC.	STRK	LAST MEETING
Alabama State	2-0	W2	W, 81-36 (12/28/23)
Baylor	1-2	L2	L, 57-75 (12/16/23)
Boston College	31-20	L1	L, 64-70 (1/4/24)
Clemson	20-8	W7	W, 75-72 (2/8/24)
Colgate	1-0	W1	W, 67-49 (11/24/23)
DePaul	1-2	W1	W, 75-70 (12/8/23)
Duke	6-17	W1	W, 64-58 (1/28/24)
ETSU	1-1	W1	W, 67-49 (11/26/23)
Florida State	19-51	L2	L, 68-74 (2/18/24)
Fordham	3-0	W3	W, 78-39 (11/12/23)
Georgia Tech	22-17	W5	W, 62-60 (2/11/24)
Jackson State	4-1	W3	W, 59-52 (12/20/23)
Jacksonville	3-1	W3	W, 81-53 (11/9/23
Louisville	3-9	L2	L, 77-72 (12/31/23)
Mississippi State	1-1	W1	W, 74-68 (11/29/23)
NJIT	1-0	W1	W, 87-43 (12/3/23)
North Carolina	13-16	L1	L, 61-66 (1/25/24)
NC State	12-16	W1	W, 73-59 (1/18/24)
Notre Dame	6-25	L2	L, 70-59 (1/14/24)
Pittsburgh	26-9	W9	W, 74-67 (1/1/23)
Southern	2-0	W2	W, 61-57 (11/17/23)
Syracuse	22-14	L2	L, 71-60 (2/15/24)
Virginia	11-10	W2	W, 85-74 (2/26/23)
Virginia Tech	21-11	L2	L, 76-52 (1/11/24)
Wake Forest	17-12	W2	W, 72-54 (2/1/24)

GAME-BY-GAME BREAKDOWN

Date	Opponent	Site	Time	TV	Jersey	Tip-off	Attend.	Result
11/9	Jacksonville	Coral Gables, Fla.	11 a.m.	ACCNX	White	Miami	3,851	W, 81-53
11/12	Fordham	Coral Gables, Fla.	2 p.m.	ACCNX	White	Fordham	2,515	W, 78-30
11/17	Southern	Coral Gables, Fla.	6 p.m.	ACCNX	White	Miami	2,188	W, 61-57
11/24	Colgate	Coral Gables, Fla.	4 p.m.	ACCNX	White	Miami	2,169	W, 67-49
11/26	ETSU	Coral Gables, Fla.	1:30 p.m.	ACCNX	White	Miami	2,038	W, 68-44
11/29	Mississippi State	Starkville, Miss.	7:15 p.m.	SECN	Green	Miss. St.	5,135	W, 74-68
12/3	NJIT	Coral Gables, Fla.	12 p.m.	ACCN	White	Miami	2,629	W, 87-43
12/8	DePaul	Coral Gables, Fla.	7 p.m.	ACCN	White	DePaul	2,172	W, 75-70
12/16	Baylor	San Antonio, Texas	5 p.m.	ESPN+	Black	Miami	2,279	L, 57-75
12/20	Jackson State	Coral Gables, Fla.	7 p.m.	ACCNX	Trolley	Miami	2,117	W, 59-52
12/28	Alabama State	Coral Gables, Fla.	12 p.m.	ACCNX	White	Bama St.	2,227	W, 81-36
12/31	Louisville	Coral Gables, Fla.	4 p.m.	ACCN	White	Miami	2,120	L, 72-77
1/4	Boston College	Chestnut Hill, Mass.	7 p.m.	ACCNX	Black	BC	819	L, 64-70
1/7	Wake Forest	Coral Gables, Fla.	2 p.m.	ACCNX	White	Miami	2,269	W, 77-47
1/11	Virginia Tech	Blacksburg, Va.	8 p.m.	ACCN	Green	Miami	4,672	L, 52-76
1/14	Notre Dame	South Bend, Ind.	12 p.m.	CW	Black	Miami	5,905	L, 59-70
1/18	NC State	Coral Gables, Fla.	6 p.m.	ACCNX	White	Miami	2,366	W, 73-59
1/25	North Carolina	Chapel Hill, N.C.	8 p.m.	ACCN	Black	UNC	2,530	L, 61-66
1/28	Duke	Coral Gables, Fla.	2 p.m.	ACCN	White	Duke	3,112	W, 64-58
2/1	Wake Forest	Winston-Salem, N.C.	6 p.m.	ACCNX	Green	Miami	811	W, 72-54
2/4	Florida State	Tallahassee, Fla.	11 a.m.	CW	Green	FSU	2,277	L, 68-75
2/8	Clemson	Coral Gables, Fla.	6 p.m.	ACCNX	HBE	Clemson	2,391	W, 75-72
2/11	Georgia Tech	Atlanta, Ga.	2 p.m.	ACCNX	Pink (G)	Miami	2,214	W, 62-60
2/15	Syracuse	Coral Gables, Fla.	6 p.m.	ACCNX	Pink (W)	Syracuse	2,310	L, 60-71
2/18	Florida State	Coral Gables, Fla.	4 p.m.	ACCN	Black	FSU	3,584	L, 68-74
2/22	Virginia	Charlottesville, Va.	7 p.m.	ACCNX				
2/25	Clemson	Clemson, S.C.	2 p.m.	ACCNX				
2/29	Pittsburgh	Coral Gables, Fla.	6 p.m.	ACCNX				
3/3	Georgia Tech	Coral Gables, Fla.	2 p.m.	ACCN				

> Czech Republic: Emese Hof
> England: Hannah Shaw
> France: Maeva Djaldi-Tabdi, Laura Quevedo
> Italy: Naomi Mbandu
> Puerto Rico: Mykea Gray
> Spain: Karla Erjavec, Serena Geldof, Destiny Harden, Lola Pendande
> Turkey: Laura Cornelius, Jessica Thomas

Karla Erjavec and Lola Pendande carried their friendship and teammate bond into the professional ranks, playing together on Barca CBS in Spain this season.

OFFSEASON ADDITIONS

• Head women's basketball coach Katie Meier added some staff additions during the offseason, thanks to new NCAA ruling allowing for two additional coaches on staff.

• Bob Dunn joined the program as an assistant coach focused primarily on scouting and analytics. He spent the previous two season at Cleveland State where he helped the Vikings to the Horizon League Championship in 2022-23.

• Kelsee Grovey began her first season at Miami as the associate director of operations, spending most of her time helping the Hurricanes build their brands and navigate the NIL space.

• Paige Otto is in her first year as the Hurricanes' video coordinator, assisting with film breakdown and scouting video needs.

IT'S A FAMILY TRADITION

• Basketball is a family affair for junior Jasmyne Roberts as she has two cousins who played college basketball. Shaneese Bailey suited up for the Canes from 2016-18 and Courtney Williams played at South Florida (2012-16). Williams was drafted eighth overall in the 2016 WNBA Draft and has played for Connecticut, Phoenix and Atlanta.

STARTING LINEUPS

Date	Opponent	1	2	3	4	5
11/9	Jacksonville	Dwyer	Williams	Patrick	Roberts	Oldacre
11/12	Fordham	Dwyer	Williams	Patrick	Roberts	Spearman
11/17	Southern	Dwyer	Williams	Patrick	Roberts	Oldacre
11/24	Colgate	Dwyer	Williams	Patrick	Roberts	Oldacre
11/26	ETSU	Dwyer	Williams	Patrick	Roberts	Oldacre
11/29	Mississippi State	Dwyer	Williams	Patrick	Roberts	Oldacre
12/3	NJIT	Dwyer	Day-Wilson	Patrick	Roberts	Oldacre
12/8	DePaul	Dwyer	Day-Wilson	Patrick	Roberts	Oldacre
12/16	Baylor	Dwyer	Day-Wilson	Patrick	Roberts	Oldacre
12/20	Jackson State	Dwyer	Day-Wilson	Patrick	Roberts	Oldacre
12/28	Alabama State	Dwyer	Day-Wilson	Patrick	Roberts	Oldacre
12/31	Louisville	Dwyer	Day-Wilson	Patrick	Roberts	Oldacre
1/4	Boston College	Dwyer	Day-Wilson	Patrick	Roberts	Oldacre
1/7	Wake Forest	Williams	Day-Wilson	Patrick	Roberts	Oldacre
1/11	Virginia Tech	Williams	Day-Wilson	Patrick	Roberts	Oldacre
1/14	Notre Dame	Williams	Day-Wilson	Patrick	Roberts	Oldacre
1/18	NC State	Williams	Day-Wilson	Patrick	Roberts	Oldacre
1/25	North Carolina	Williams	Day-Wilson	Patrick	Roberts	Oldacre
1/28	Duke	Williams	Day-Wilson	Patrick	Roberts	Spearman
2/1	Wake Forest	Williams	Day-Wilson	Patrick	Roberts	Spearman
2/4	Florida State	Williams	Day-Wilson	Patrick	Roberts	Spearman
2/8	Clemson	Williams	Day-Wilson	Patrick	Roberts	Oldacre
2/11	Georgia Tech	Williams	Day-Wilson	Patrick	Roberts	Oldacre
2/15	Syracuse	Williams	Day-Wilson	Patrick	Roberts	Oldacre
2/18	Florida State	Williams	Day-Wilson	Patrick	Roberts	Oldacre
2/22	Virginia					
2/25	Clemson					
2/29	Pittsburgh					
3/3	Georgia Tech					

NET TRACKER

MIAMI BY GAME

Date	*NET*
12/5	33
12/13	36
12/23	44
12/28	44
1/4	47
1/9	45
1/11	46
1/17	44
1/21	41
1/27	41
1/29	40
2/2	37
2/4	36
2/10	37
2/12	37
2/16	41
2/19	44

OPPONENT NET RANKING

Team	*Date*	*NET*
Jacksonville*	11/9	241
Fordham*	11/12	91
Southern*	11/17	260
Colgate*	11/24	236
ETSU*	11/26	151
Mississippi State*	11/29	32
NJIT*	12/3	308
DePaul	12/8	91
Baylor	12/13	17
Jackson State	12/16	120
Alabama State	12/28	298
Louisville	12/31	26
Boston College	1/4	86
Wake Forest	1/7 & 2/1	79
Virginia Tech	1/11	7
Notre Dame	1/14	9
NC State	1/18	18
North Carolina	1/25	24
Duke	1/28	10
Florida State	2/4 & 2/18	26
Clemson	2/8 & 2/25	61
Georgia Tech	2/11 & 3/3	77
Syracuse	2/15	54
Virginia	2/22	53

*Team**	*Date*	*NET*
Pittsburgh	3/1	105

*from final 2022-23 NET rankings

THE NUMBERS GAME

SPECIALTY STATS

Date	Opponent	W/L	UM Big Lead	Opp Big Lead	Ties	Chg	UM in Lead	Opp in Lead	Tied	Pts Off TOs UM	Pts Off TOs Opp	Paint UM	Paint Opp	2nd Ch UM	2nd Ch Opp	Fast Brk UM	Fast Brk Opp	Bench UM	Bench Opp
11/9	Jacksonville	W	33 (4th)	-	1	-	39:05	-	0:55	30	5	42	34	16	9	12	4	39	17
11/12	Fordham	W	39 (4th)	-	1	-	39:37	-	0:23	30	9	34	22	11	4	13	0	36	18
11/17	Southern	W	7 (3rd)	6 (3rd)	5	8	25:09	10:36	4:15	20	12	34	30	13	8	6	5	13	13
11/24	Colgate	W	21 (4th)	6 (1st)	2	11	22:31	14:28	3:01	29	17	32	16	4	8	23	0	26	13
11/26	ETSU	W	26 (3rd)	1 (1st)	2	4	35:42	1:18	3:00	12	9	22	6	7	7	6	1	41	16
11/29	Mississippi St.	W	8 (4th)	9 (1st)	5	11	15:45	19:51	4:24	7	21	32	22	15	5	9	18	45	9
12/3	NJIT	W	44 (4th)	-	2	-	38:45	-	1:15	24	10	44	22	17	9	12	2	34	5
12/8	DePaul	W	19 (2nd)	2 (1st)	1	3	37:24	0:41	1:55	11	10	34	38	10	15	12	4	16	9
12/16	Baylor	L	2 (1st)	18 (3rd)	3	3	1:34	37:26	1:00	7	13	32	34	2	8	6	6	19	14
12/20	Jackson State	W	9 (4th)	3 (2nd)	4	4	32:20	2:59	4:21	27	17	28	26	15	17	15	2	26	16
12/28	Alabama State	W	47 4th)	8 (1st)	1	2	22:51	14:47	3:32	26	16	50	12	21	2	19	2	45	11
12/31	Louisville	L	7 (2nd)	5 (3rd)	12	17	20:59	12:39	6:22	20	17	36	38	9	12	5	7	31	35
1/4	Boston College	L	7 (2nd)	8 (4th)	3	8	12:00	24:50	3:10	22	22	44	32	13	11	14	18	22	4
1/7	Wake Forest	W	32 (4th)	-	-	-	39:39	-	0:21	29	6	32	22	16	3	12	1	30	16
1/11	Virginia Tech	L	3 (1st)	29 (4th)	7	9	5:04	29:34	0:22	10	18	30	18	10	10	8	6	12	11
1/14	Notre Dame	L	5 (1st)	23 (4th)	3	3	4:22	32:10	3:28	15	31	36	26	12	8	17	16	23	16
1/18	NC State	W	19 (4th)	1 (1st)	0	4	38:17	1:38	0:05	22	15	38	16	12	15	10	6	28	0
1/25	North Carolina	L	-	19 (2nd)	0	0	0:00	39:39	0:21	16	19	14	28	6	10	8	2	23	1
1/28	Duke	W	14 (3rd)	2 (1st)	2	6	34:45	2:46	2:29	16	15	14	28	8	7	12	5	8	19
2/1	Wake Forest	W	21 (4th)	2 (1st)	4	3	33:23	1:42	4:55	25	10	32	20	11	7	9	7	32	16
2/4	Florida State	L	5 (4th)	13 (3rd)	8	9	5:27	31:07	3:26	21	12	30	22	15	7	2	3	31	6
2/8	Clemson	W	7 (OT)	18 (2nd)	3	2	5:36	35:56	4:28	15	23	32	24	17	9	9	4	32	8
2/11	Georgia Tech	W	9 (4th)	9 (2nd)	5	3	13:16	23:56	2:42	13	16	30	24	8	6	5	4	10	10
2/15	Syracuse	L	-	17 (3rd)	2	0	0:00	38:33	1:27	17	12	30	30	10	13	6	7	18	19
2/18	Florida State	L	7 (1st)	12 (4th)	7	4	9:48	27:28	2:40	13	15	26	32	6	11	9	14	19	2
2/22	Virginia																		
2/25	Clemson																		
2/29	Pittsburgh																		
3/3	Georgia Tech																		

QUARTER-BY-QUARTER BREAKDOWN

Quarter	PTS	Opp PTS	Margin	FG%	Opp FG%	3FG%	Opp 3FG%	FT%	Opp FT%	REB	AST	TO	STL	BLK
First	395	376	+19	.424	.385	.299	.351	.545	.686	257	88	114	65	27
Second	411	404	+7	.451	.410	.296	.274	.610	.684	243	86	101	38	16
Third	417	330	+87	.447	.356	.367	.266	.663	.707	241	71	107	59	19
Fourth	478	394	+84	.440	.381	.366	.364	.694	.807	241	96	87	88	31
Overtime	14	11	+3	.714	.571	.500	33.3	100.0	.667	5	4	2	0	0

MONTH-BY-MONTH BREAKDOWN

Month	Record	PPG	Opp PPG	Margin	FG%	Opp FG%	3FG%	Opp 3FG%	RPG	APG	SPG	BPG
November	6-0	71.5	51.7	+19.8	48.7	35.4	38.8	30.8	37.8	14.5	10.0	3.0
December	4-2	71.8	58.8	+13.0	45.4	39.2	33.0	30.8	38.7	13.0	11.2	4.0
January	3-4	64.3	63.7	+0.6	42.8	37.4	33.1	30.8	36.6	12.1	9.3	5.0
February	3-3	67.5	67.7	-0.2	41.7	39.8	31.0	31.9	38.8	14.2	7.0	3.0

MIAMI HURRICANES ROSTER

NUMERICAL

#	NAME	POS.	HT.	CL.	HOMETOWN / HS / LAST SCHOOL
0	Aurora Almón	F	6-4	Fr.	Santo Domingo, Dominican Republic / The Webb School
1	Lemyah Hylton	G	5-11	So.	Mississauga, Ontario / Southwest Academy Girls Prep / Arizona
4	Jasmyne Roberts	G	5-10	Jr.	Jacksonville, Fla. / Bishop Kenny
5	Jaida Patrick	G	5-10	Gr.	West Haverstraw, N.Y. / Saddle River Day / Columbia
12	Ja'Leah Williams	G	5-9	Jr.	Pompano Beach, Fla. / Blanche Ely
13	Lashae Dwyer	G	5-7	Jr.	Toronto, Ontario / The Webb School
21	Ally Stedman	G	5-9	Jr.	Phoenix, Ariz. / Pinnacle / Pepperdine
30	Shayeann Day-Wilson	G	5-6	Jr.	Toronto, Ontario / Royal Crown / Duke
32	Lazaria Spearman	F	6-4	So.	Dacula, Ga. / Dacula
35	Latasha Lattimore	F	6-4	Jr.	Toronto, Ontario, Canada / Royal Crown / Texas
44	Kyla Oldacre	C	6-6	So.	Mason, Ohio / William Mason
54	Sophia Zulich	F	5-11	Gr.	Sudbury, Ontario / Crestwood Prep / Denver

ALPHABETICAL

#	NAME	POS.	HT.	CL.	HOMETOWN / HS / LAST SCHOOL
0	Aurora Almón	F	6-4	Fr.	Santo Domingo, Dominican Republic / The Webb School
30	Shayeann Day-Wilson	G	5-6	Jr.	Toronto, Ontario / Royal Crown / Duke
13	Lashae Dwyer	G	5-7	Jr.	Toronto, Ontario / The Webb School
1	Lemyah Hylton	G	5-11	So.	Mississauga, Ontario / Southwest Academy Girls Prep / Arizona
35	Latasha Lattimore	F	6-4	Jr.	Toronto, Ontario, Canada / Royal Crown / Texas
44	Kyla Oldacre	C	6-6	So.	Mason, Ohio / William Mason
5	Jaida Patrick	G	5-10	Gr.	West Haverstraw, N.Y. / Saddle River Day / Columbia
4	Jasmyne Roberts	G	5-10	Jr.	Jacksonville, Fla. / Bishop Kenny
32	Lazaria Spearman	F	6-4	So.	Dacula, Ga. / Dacula
21	Ally Stedman	G	5-9	Jr.	Phoenix, Ariz. / Pinnacle / Pepperdine
12	Ja'Leah Williams	G	5-9	Jr.	Pompano Beach, Fla. / Blanche Ely
54	Sophia Zulich	F	5-11	Gr.	Sudbury, Ontario / Crestwood Prep / Denver

BASKETBALL STAFF

Head Coach: Katie Meier (Duke, 1989 [B.A.], 1990 [M.A.])
Associate Head Coach: Fitzroy Anthony (Palm Beach Atlantic '08, ninth season)
Assistant Coach & Director of Ops. / Recruiting: Lonnette Hall (CSU-Northridge '94, 17th season)
Assistant Coach: Josh Petersen (Florida State '12, second season)
Assistant Coach / Scouting & Analytics: Bob Dunn (Dayton '10, first season)
Director of Ops. / Special Projects: Margie Gill (Florida '03, 10th season)
Assoc. Director of Ops. / NIL & Brand: Kelsee Grovey (Tulsa '16, first season)
Asst. Director of Ops. / Player Develop.: Teren Hart (Miami '16, third season)
Video Coordinator: Paige Otto (Michigan State '21, first season)
Strength Coach: Brianne Brown (Southern Utah '15, second season)
Athletic Trainer: Silver Harris (Miami '18, third season)

PRONUNCIATION GUIDE

NAME	FIRST	LAST
Shayeann Day-Wilson	Shy-ANN	
Lashae Dwyer	luh-SHAY	Dw-eye-ur
Lemyah Hylton	luh-MY-uh	
Latasha Lattimore	luh-TASH-uh	LAT-ih-more
Katie Meier		MY-urr
Kyla Oldacre	KYE-luh	OLD-ay-curr
Jaida Patrick	JAY-dah	
Lazaria Spearman	luh-ZAR-ee-ah	
Ja'Leah Williams	juh-LEE-ah	
Sophia Zulich		Zoo-Litch

CLASS BREAKDOWN

Freshman 1
Aurora Almón

Sophomores 3
Lemyah Hylton
Kyla Oldacre
Lazaria Spearman

Juniors 6
Shayeann Day-Wilson
Lashae Dwyer
Latasha Lattimore
Jasmyne Roberts
Ally Stedman
Ja'Leah Williams

Graduate Student 2
Jaida Patrick
Sophia Zulich

GEOGRAPHIC BREAKDOWN

Arizona 1
Ally Stedman

Canada 5
Shayeann Day-Wilson
Lashae Dwyer
Lemyah Hylton
Latasha Lattimore
Sophia Zulich

Dominican Republic 1
Aurora Almón

Florida 2
Jasmyne Roberts
Ja'Leah Williams

Georgia 1
Lazaria Spearman

New York 1
Jaida Patrick

Ohio 1
Kyla Oldacre

RECORD WHEN

At home	13-3
On the road	3-5
Neutral site	0-1
Scoring 90-plus points	0-0
Scoring 80-plus points	3-0
Scoring 70-plus points	8-1
Scoring 60-plus points	13-5
Scoring under 60 points	1-3
Allowing under 60 points	9-0
Allowing under 50 points	4-0
Allowing under 40 points	3-0
Leading at halftime	12-0
Trailing at halftime	3-7
Tied at halftime	1-2
Outrebounding opponent	11-2
Outrebounded by opponent	5-6
Rebounds tied	0-1
Higher field goal percentage	14-1
Lower field goal percentage	2-8
Field goal percentage tied	0-0
Fewer turnovers	11-3
More turnovers	5-6
Turnovers tied	0-0
40-plus field goal percentage	14-4
Under 40 field goal percentage	2-5
30-plus 3-point field goal percentage	10-4
Under 30 3-point field goal percentage	4-5
90-plus free throw percentage	0-0
80-plus free throw percentage	1-1
70-plus free throw percentage	4-4
Under 70 free throw percentage	12-4
20-plus 3-point attempts	9-4
Under 20 3-point attempts	7-5
More free throw attempts	11-2
Fewer free throw attempts	4-7
Free throw attempts tied	1-0
More made free throws	9-2
Fewer made free throws	5-6
Made free throws tied	1-0
40-plus free throw attempts	0-0
30-plus free throw attempts	0-0
20-plus free throw attempts	3-0
Under 20 free throw attempts	13-9
20-plus turnovers forced	5-2
15-plus turnovers forced	7-2
10-plus turnovers forced	8-3
Under 10 turnovers forced	0-0
15-plus turnovers	8-6
Under 15 turnovers	8-2
20-plus assists	0-0
15-plus assists	10-1
Under 15 assists	6-8
More 3-pointers made	10-2
Fewer 3-pointers made	5-6
3-pointers made tied	1-1
One possession games	2-0
Final margin 10 or more points	9-4
Final margin fewer than 10 points	6-5
Final margin fewer than 5 points	3-0
Overtime game	0-0
With a 30-point scorer	0-0
With a 20-point scorer	1-1
With a 10-plus rebounder	2-2
Versus ranked opponents	2-6
Wearing white jerseys	11-1
Wearing orange jerseys	0-0
Wearing green jerseys	2-2
Wearing black jerseys	0-5
Wearing pink jerseys	1-1
Wearing Coral Gables Trolley jerseys	1-0
Wearing HBE Jerseys	1-0
On Sundays	6-4
On Mondays	0-0
On Tuesdays	0-0
On Wednesdays	2-0
On Thursdays	5-4
On Fridays	3-0
On Saturdays	0-1
Day games	9-4
Night games	7-4
Morning games	0-1

last time it happened

MIAMI INDIVIDUAL

Scored 20-29 points	Shayeann Day-Wilson (21) vs. Florida State (2/18/24)
Scored 30-39 points	Haley Cavinder (33) vs. [19/24] Florida State (2/9/23)
Scored 40+ points	Renee Taylor (42) at Houston (12/19/05)
Consecutive 20-point games	Jasmyne Roberts (26 vs. [10/10] Villanova, 22 vs. [9/6] LSU (3/24-3/26/23)
Made 10-14 field goals	Jasmyne Roberts (10) vs. [9/6] LSU (3/26/23)
Made 15+ field goals	Tamara James (17) vs. Fairfield (12/28/04)
Made six 3-point field goals	Kelsey Marshall (6) at [18/19] Notre Dame (2/10/22)
Made seven-plus 3-point field goals	Haley Cavinder (7) vs. [19/24] Florida State (2/9/23)
Made 10-14 free throws	Destiny Harden (11) vs. Boston College (1/26/23)
Made 15+ free throws	Desma Thomas (16) vs. Georgetown (2/25/97)
Had 15-19 rebounds	Moulayna Johnson Sidi Baba (16) vs. Syracuse (2/3/22)
Had 20+ rebounds	Beatrice Mompremier (22) vs. [22/20] Arizona State (3/24/19)
Had 10+ assists	Laura Cornelius (10) at [13/14] Syracuse (1/23/19)
Had 5-9 steals	Lashae Dwyer (5) at [11/11] Virginia Tech
Had 5+ blocks	Kyla Oldacre (6) & Latasha Lattimore (5) vs. Wake Forest (1/7/24)
Had a double-double	Jasmyne Roberts (15 points, 13 rebounds) vs. Florida State (2/18/24)
20 points and 20 rebounds	Beatrice Mompremier (24 pts, 21 reb) vs. [11/11] Marquette (11/15/18)

MIAMI TEAM

Scored 80-89 points	81, vs. Alabama State (12/28/23)
Scored 90-99 points	97 vs. NC A&T (11/25/22)
Scored 100+ points	103 vs. Florida A&M (12/28/18)
Scored 100+ points in a conference game	100 vs. North Carolina (1/26/17)
Had 50-59 rebounds	51 vs. Florida State (2/18/24)
Made 30-34 field goals	30 vs. NC State (1/18/24)
Made 35-39 field goals	35 vs. Robert Morris (12/12/21)
Made 40+ field goals	41 vs. UL-Monroe (12/16/11)
Made 10-14 3-point field goals	10 vs. Duke (1/28/24)
Made 15+ 3-point field goals	16 vs. Alabama (12/21/18)
Made 20-29 free throws	21 vs. [19/24] Florida State (2/9/23)
Made 30+ free throws	34 vs. Boston College (1/27/19)
Dished 20-25 assists	21 vs. North Florida (12/4/22)
Dished 25-29 assists	26 vs. Virginia (2/26/23)
Dished 30+ assists	30 vs. Prairie View A&M (11/17/11)
Recorded 15-19 steals	19 vs. Jackson State (12/20/23)
Recorded 20+ steals	22 vs. vs. Boston College (1/26/23)
Posted 10+ blocks	10 vs. NC A&T (11/22/19)
Four players with 10+ points	Hylton (15), Lattimore (14), Day-Wilson (12), Roberts (12) at FSU (2/4/24)
Five players with 10+ points	Hylton (12), Williams (11), Day-Wilson (10), Dwyer (10), Roberts vs. Louisville (12/31/23)
Six players w/ 10+ pts	Roberts (12), Patrick (12), Hylton (11), Lattimore (10), Dwyer (10), Day-Wilson (10)
Two players with 20+ points	Lashae Dwyer (23), Destiny Harden (20) at Florida State (12/21/22)
Two players with double-figure rebounds	Emese Hof (12), Beatrice Mompremier (10) vs. FGCU (3/22/19)
Two players with double-doubles	Mompremier (21 pts, 10 reb), Hof (10 pts, 12 reb) vs. FGCU (3/22/19)
Won by 30-39 points	39 vs. Fordham (11/12/23)
Won by 40-49 points	45 vs. Alabama State (12/28/23)
Won by 50+ points	51 at FIU (11/6/18)
Won in overtime	75-72 (OT) vs. Clemson (2/10/24)
Lost in overtime	76-73 (OT) vs. Florida (12/11/22)
Defeated a ranked opponent	73-59 vs. [4/5] vs. NC State (1/18/24)
Lost to a ranked opponent	71-60 vs. [19/20] Syracuse (2/15/24)
Defeated a top 6-10 opponent	70-65 vs. [10/10] Villanova (3/24/23)
Lost to a top 6-10 opponent	75-57 vs. [10/13] Baylor (12/16/23)
Defeated a top-5 opponent	73-50 vs. [4/5] NC State (1/18/24)
Lost to a top-5 opponent	66-63 vs. [5/5] Notre Dame (12/29/22)

MIAMI OPPONENT

Scored 80-89 points	82 vs. [19/24] Florida State (2/9/23)
Scored 90-99 points	92 at Florida State (12/21/22)
Scored 100+ points	105 vs. [13/12] Florida State (1/11/18)
Won by 30-39 points	35 at [24/21] Syracuse (1/17/21)
Won by 40-49 points	47 at [24/23] North Carolina (2/6/22)
Won by 50+ points	58 vs. [1/1] Maryland (1/10/07)
Individual scored 30-39 points	Elizabeth Kitley (31) at [11/11] Virginia Tech (1/11/24)
Individual scored 40+ points	Monique Currie (43) vs. Duke (2/19/06)
Individual had 15-19 rebounds	Angel Reese (18) vs. [9/6] LSU (3/26/23)
Individual had 20+ rebounds	Crystal Langhorne (22) vs. Maryland (2/17/05)
Individual had 10+ assists	Arsula Clark (10) vs. Tulane (12/5/21)
Individual had 5+ steals	Maddy Siegrist (5) vs. [10/10] Villanova (3/24/23)
Individual had 5+ blocks	Christina Dalce (5) vs. [10/10] Villanova (3/24/23)

HEAD COACH KATIE MEIER

19TH SEASON | DUKE, 1989 (B.A.) | DUKE, 1990 (M.A.)

Career Record: 435-278 | UM Record: 359-233 | ACC Record: 152-147

Over the last 18 years, the name Katie Meier has become synonymous with Miami women's basketball.

As the head coach of the Miami women's basketball team, Meier has amassed 11 20-win seasons and6coached the team to 13 postseason appearances, including 10 straight from 2009-2019. She is the all-time winningest basketball coach – men's or women's – at Miami with 355 career victories.

MEIER'S CAREER RECORDS

School	Years	Overall	Conf.
Charlotte	2001-05	76-45	36-20
Miami	2011-pres. (18)	359-234	152-147
Overall	*22*	*435-278*	*189-167*

Through the 2022-23 campaign, Meier boasts a career record of 419-269 and holds a 343-224 mark during her time heading up the Miami program.

A Historic Run

In 2022-23, Meier and the Hurricanes made history, earning the program's first ever Elite Eight berth in the NCAA Tournament.

The run began in thrilling fashion as Miami mounted a 17-point halftime comeback against ninth-seeded Oklahoma State in the first round, the sixth-largest halftime comeback in NCAA Tournament history, to defeat the Cowgirls, 62-61.

The Hurricanes followed that with one of the biggest upsets of the tournament, defeating top-seeded Indiana on their home court, 70-68, to earn the first Sweet Sixteen berth of Meier's tenure.

In true Cinderella fashion, Miami then withstood a 20-point comeback by fourth-seeded Villanova in the Sweet Sixteen to earn a trip to the Elite Eight, defeating the Wildcats, 70-65.

Miami's historic run came to an end in the Elite Eight when they fell to eventual national champion, LSU, 54-42.

Honors and Accolades

Meier has been recognized for her coaching success numerous times throughout her career.

She was a co-recipient of the 2013 USA Basketball National Coach of the Year award following a 9-0 record and gold medal at the 2013 FIBA U19 World Championship and was inducted into the University of Miami Sports Hall of Fame in 2017.

At the conclusion of the 2010-11 season, Meier was named the Associated Press National Coach of the Year – sharing the award with Connecticut's Geno Auriemma and Stanford's Tara VanDerveer. That season, she led the Hurricanes to the NCAA tournament for the first time since 2004, coached the Hurricanes to their first NCAA Tournament win since 1993 and was named ACC Coach of the Year.

In 2002, Meier was named to the ACC's 50th Anniversary Team and in 2006, she named an ACC Legend at the 2006 ACC Women's Basketball Tournament.

All About the Players

Meier has developed Miami into a program committed to its players and those student-athletes have flourished over the last 18 years.

Five All-Americans have emerged under Meier's tutelage: Tamara James (2006), Shenise Johnson (2011, 2012), Riquna Williams (2011, 2012), Adrienne Motley (2016) and Beatrice Mompremier (2019, 2020).

Six Hurricanes have been drafted into the WNBA following their time at Miami under Meier's tutelage, most recently being Destiny Harden who was selected 27th overall by the Phoenix Mercury in the 2023 WNBA Draft. James, Johnson, Mompremier, Motley and Williams were all also selected to the WNBA.

In total, Meier has coached 25 players that have gone on to play professionally, whether that is in the WNBA or overseas.

MEIER'S CAREER

Assistant Coach
- 1993-94 UNC Asheville
- 1994-99 Tulane

Associate Head Coach
- 1999-2001 Tulane

Head Coach
- 2001-05 Charlotte
- 2005-pres. Miami

EDUCATION

Wheaton Central High School, 1985
Duke University
- B.A. English (Literature), 1989
- M.A. English (Teaching English), 1990

NCAA APPEARANCES

2003 - Charlotte - First Round
2011 - Miami - Second Round
2012 - Miami - Second Round
2013 - Miami - First Round
2015 - Miami - Second Round
2016 - Miami - First Round
2017 - Miami - Second Round
2018 - Miami - First Round
2019 - Miami - Second Round
2022 - Miami Second Round
2023 - Miami - Elite Eight

WNIT APPEARANCES

2004 - Charlotte - Second Round
2005 - Charlotte - First Round
2006 - Miami - Second Round
2010 - Miami - Finals
2014 - Miami - First Round

PLAYING CAREER

Wheaton Central High School, 1981-85
Duke University, 1985-90
BBC Mini-Flat Waregem (Belgium), 1990-93

MISCELLANEOUS

ACC Rookie of the Year, 1986
GTE Academic All-American, 1988
First Team All-ACC, 1990
Kodak/WBCA District All-American, 1990
Duke Hall of Honor Inductee, 2002
ACC 50th Anniversary Team, 2002
C-USA Coach of the Year, 2003
WBCA Regional Coach of the Year, 2003
ACC Legend, 2006
Wheaton Central HS HOF Inductee, 2009
ACC Coach of the Year, 2011
WBCA Region 2 Coach of the Year, 2011
AP National Coach of the Year, 2011
USA Basketball Coach of the Year, 2013
UM Sports HOF Inductee, 2017

Under Meier's direction, 16 players have earned All-ACC Team postseason accolades, including Shenise Johnson who was named ACC Player of the Year in 2011. Five Hurricanes have been tabbed to the ACC All-Defensive Team and five rookies have made an appearance on the ACC All-Freshman Team. Emese Hof ('18), earned the first ACC Most Improved Player for Miami in program history.

Meier's players have also excelled in the classroom as 17 players have earned a spot on the ACC All-Academic team, with four players earning multi-year bids. Additionally, Miami has placed someone on the ACC Honor Roll in all 18 of Meier's seasons as head coach.

Milestone Moments

Miami made it's 10th NCAA Tournament appearance under Meier in 2022, besting South Florida in the first round. The win over the Bulls marked Meier's 400th career win as a head coach.

At the 2022 ACC Tournament, Miami made a historic run all the way to the ACC Championship Game – the first finals appearance in program history. The Hurricanes defeated a pair of top-25 teams in No. 4 Louisville and No. 20 Notre Dame en route to the finals.

On Nov. 9, 2021, Meier became the all-time winningest basketball coach – men's or women's – at Miami, passing Hurricane legend Ferne Labati (303).

Miami's trip to the 2019 NCAA Tournament marked the 10th consecutive postseason appearance for the program, including the eighth trip to the NCAA Tournament in nine years.

In 2015-16, Meier led Miami to a 24-9 record to tie for the fifth-most wins in a season in program history. The Hurricanes beat both Duke and North Carolina in the same year for the first time in program history, with the victory at North Carolina being the 200th of Meier's tenure at Miami.

MEIER YEAR-BY-YEAR

Year	School	Overall W-L	Conf. W-L	Finish	Post-Season
2001-02	Charlotte	16-13	7-7	t-7	
2002-03	Charlotte	21-9	12-2	1	NCAA 0-1
2003-04	Charlotte	17-14	8-6	7	WNIT 1-1
2004-05	Charlotte	22-9	9-5	t-5	WNIT 0-1
2005-06	Miami	17-13	6-8	6	WNIT 1-1
2006-07	Miami	11-19	2-12	11	
2007-08	Miami	9-21	2-12	12	
2008-09	Miami	13-17	2-12	t-10	
2009-10	Miami	22-14	4-10	t-10	WNIT 5-1
2010-11	Miami	28-5	12-2	t-1	NCAA 1-1
2011-12	Miami	26-6	14-2	2	NCAA 1-1
2012-13	Miami	21-11	11-7	t-4	NCAA 0-1
2013-14	Miami	16-15	8-8	8	WNIT 0-1
2014-15	Miami	20-13	8-8	8	NCAA 1-1
2015-16	Miami	24-9	10-6	t-5	NCAA 0-1
2016-17	Miami	24-9	10-6	7	NCAA 1-1
2017-18	Miami	21-11	10-6	t-6	NCAA 0-1
2018-19	Miami	25-9	12-4	4	NCAA 1-1
2019-20	Miami	15-15	7-11	t-11	-
2020-21	Miami	11-11	8-10	-	-
2021-22	Miami	21-13	10-8	t-7	NCAA 1-1
2022-23	Miami	19-13	11-7	t-6	NCAA 3-1
2023-24	Miami	16-9	6-8	-	-
	Overall	**435-278**	**189-167**		**17-16**

During the 2011-12 season, Meier coached the Hurricanes to their highest ranking in program history at No. 5. Miami went undefeated at home for the second consecutive season, pushing the home win streak to 40 games.

The Hurricanes entered the 2010-11 season picked eighth in the Preseason ACC Poll and exceeded all outside expectations, posting a perfect 20-0 record inside the BankUnited Center. Miami finished conference play with a 12-2 record, earning their first regular season conference title since joining the league in 2004.

Shenise Johnson was named to four different All-America squads and became the second player in program history to be named the conference player of the year (Frances Savage – BIG EAST – 1992).

Hired April 19, 2005, Meier was appointed head coach of the Miami women's basketball team by then-Miami AD Paul Dee, signifying the beginning of a new era.

Prior to Miami

Meier got her start as a head coach at Charlotte, where she recorded an impressive four-year tenure. The 49ers made the postseason in three of her four years including the program's first NCAA Tournament appearance since…Following a successful 2002-03 season, Meier was named Conference USA Coach of the Year.

Prior to Charlotte, Meier did stints at Tulane (1994-2001) and UNC Asheville (1993-94).

Establishing Her Legacy as a Player

Meier's success as a coach is a direct reflection of her playing career as a standout at Duke University. A four-year letter winner for the Blue Devils under head coach Debbie Leonard from 1986-90, Meier's name is scattered throughout the Duke record books.

She earned ACC Rookie of the Year and Basketball Yearbook Freshman All-America honors in 1986 and was named a Kodak WBCA District 2 All-American in 1990.

In 2002, Meier was honored by Duke for her efforts as a player when she was named to the inaugural induction class in the Blue Devils' Hall of Honor.

Meier's success on the court was only outdone by her accomplishments in the classroom. She was named to the Dean's List from 1986-88. In 1988 she also earned GTE Academic All-America Second Team honors.

After receiving a bachelor's degree in English literature with cum laude honors in 1989, Meier went on to earn a master's degree in teaching English from Duke in 1990.

Following her career at Duke, Meier moved overseas to play three seasons with BBC Mini-Flat Waregem in Belgium from 1990-93. There, she helped lead her team to three First Division regular season titles and one Belgian Cup Championship. While in Belgium, Meier also spent time teaching classes of conversational English while coaching teams of 15- to 17-year-olds.

A native of Wheaton, Ill., Meier graduated from Wheaton Central High School in 1985 and in October 2009 was inducted into her high school's athletic hall of fame.

F • Aurora Almón
Fr. • 6-4 • Santo Domingo, D.R.

- A four-star recruit in the class of 2024 according to espnW HoopGurlz
- Reclassified to enroll at Miami for the 2023-24 season
- Will miss the 2023-24 season due to an offseason injury
- In 2022-23, helped The Webb School to its third straight Division II-A state championship.
- Represented Dominican Republic at the Centrobasket U17 Women's Championship in 2019, averaging 0.8 points and 3.4 rebounds in five games

0

PLAYER HIGHS

2023-24 game-by-game

Minutes
23-24 .....
Career.....

Points
23-24 .....
Career.....

Field Goals Made
23-24 .....
Career.....

Field Goals Attempted
23-24 .....
Career.....

3-Point Field Goals Made
23-24 .....
Career.....

3-Point Field Goals Attempted
23-24 .....
Career.....

Free Throws Made
23-24 .....
Career.....

Free Throws Attempted
23-24 .....
Career.....

Rebounds
23-24 .....
Career.....

Assists
23-24 .....
Career.....

Blocks
23-24 .....
Career.....

Steals
23-24 .....
Career.....

Double-Doubles
23-24 .....
Career.....

Double-Digit Game
23-24 .....
Career.....

CAREER STATS

G • Lemyah Hylton
So. • 5-11 • Mississauga, Ontario

1

- Scored 16 points off the bench, going 6-for-10 from the floor in the win at No. 21 Mississippi State.
- Set career highs in consecutive games to start the season. She did so most recently against Fordham, pouring in 17 points on 6-of-9 shooting.
- Paced Miami with 15 points at Florida State Feb. 4
- Appeared in 15 games as a freshman at Arizona
- Four-star recruit in the class of 2022
- Ranked 85th by ESPN HoopGurlz, the highest-rated international recruit
- Represented Canada on the nation's U19 squad

PLAYER HIGHS

Minutes
23-24 .....27, vs. DePaul (12/8/23)
Career.....27, vs. DePaul (12/8/23)

Points
23-24 ..... 17, vs. Fordham (11/12/23)
Career..... 17, vs. Fordham (11/12/23)

Field Goals Made
23-24 ..... 6, 3x, last at Miss. St (11/29/23)
Career..... 6, 3x, last at Miss. St (11/29/23)

Field Goals Attempted
23-24 ..11, 2x, last at Notre Dame (1/14/24)
Career.....11, 2x, last at ND (1/14/24)

3-Point Field Goals Made
23-24 ..... 5, vs. Fordham (11/12/23)
Career..... 5, vs. Fordham (11/12/23)

3-Point Field Goals Attempted
23-24 ..... 8, vs. Fordham (11/12/23)
Career.....8, vs. Fordham (11/12/23

Free Throws Made
23-24 ... 2, 2x, last: at Florida State (2/4/23)
Career.. 2, 2x, last: at Florida State (2/4/23)

Free Throws Attempted
23-24.....3, vs. NJIT (12/3/23)
Career.....3, vs. NJIT (12/3/23)

Rebounds
23-24 ..... 5, vs. Alabama State (12/28/23)
Career..... 5, vs. Alabama State (12/28/23)

Assists
23-24 .....3, at Wake Forest (2/1/24)
Career.....3, at Wake Forest (2/1/24)

Blocks
23-24 ... 1, 2x, last: at Wake Forest (2/1/24)
Career.. 1, 2x, last: at Wake Forest (2/1/24)

Steals
23-24.....2, vs. NJIT (12/3/23)
Career..... 4, vs. CSU-Northridge (11/13/22)

Double-Doubles
23-24 .....
Career.....

Double-Digit Game
23-24..... 8
Career..... 8

2023-24 game-by-game

				Total		3-Pointers		Free throws		Rebounds											
Opponent	Date	GS	MIN	FG-FGA	PCT	3FG-3FGA	PCT	FT-FTA	PCT	OFF	DEF	TOT	AVG	PF	A	TO	BLK	STL	PTS	AVG
Jacksonville	11/09/2023		21:17	6-10	.600	2-5	.400	0-0	.000	0	3	3	3.0	0	1	0	0	1	14	14.0
Fordham	11/12/2023		20:06	6-9	.667	5-8	.625	0-0	.000	0	1	1	2.0	4	1	2	0	1	17	15.5
Southern U.	11/17/2023		19:20	0-2	.000	0-2	.000	0-0	.000	1	3	4	2.7	1	0	1	0	1	0	10.3
Colgate	11/24/2023		15:31	1-4	.250	1-3	.333	0-0	.000	1	1	2	2.5	2	0	2	0	0	3	8.5
ETSU	11/26/2023		20:36	2-6	.333	0-3	.000	2-2	1.000	0	1	1	2.2	5	1	2	0	0	6	8.0
at Mississippi St.	11/29/2023		26:58	6-10	.600	3-6	.500	1-1	1.000	0	0	0	1.8	2	2	1	0	0	16	9.3
NJIT	12/03/2023		21:31	4-7	.571	2-3	.667	1-3	.333	0	1	1	1.7	3	0	0	0	2	11	9.6
DePaul	12/08/2023		27:39	4-11	.364	3-7	.429	0-0	.000	1	0	1	1.6	0	2	0	0	1	11	9.8
vs Baylor	12/16/2023		16:23	0-3	.000	0-3	.000	0-0	.000	1	0	1	1.6	1	0	3	0	1	0	8.7
Jackson St.	12/20/2023		12:13	0-1	.000	0-0	.000	0-0	.000	0	1	1	1.5	0	0	0	0	0	0	7.8
Alabama St.	12/28/2023		16:32	1-3	.333	0-2	.000	0-0	.000	2	3	5	1.8	0	0	2	0	1	2	7.3
Louisville	12/31/2023		17:47	5-8	.625	2-4	.500	0-1	.000	2	1	3	1.9	2	2	1	0	1	12	7.7
at Boston College	01/04/2024		22:48	3-8	.375	0-2	.000	1-1	1.000	1	2	3	2.0	3	0	4	0	0	7	7.6
Wake Forest	01/07/2024		19:28	4-7	.571	3-3	1.000	0-0	.000	1	2	3	2.1	1	1	1	0	0	11	7.9
at Virginia Tech	01/11/2024		16:47	0-3	.000	0-2	.000	0-0	.000	0	3	3	2.1	2	0	1	0	0	0	7.3
at Notre Dame	01/14/2024		21:33	3-11	.273	1-6	.167	0-0	.000	1	1	2	2.1	0	0	2	0	0	7	7.3
NC State	01/18/2024		01:53	0-1	.000	0-0	.000	0-0	.000	0	0	0	2.0	0	0	0	0	0	0	6.9
at North Carolina	01/25/2024		07:14	1-4	.250	0-2	.000	0-0	.000	0	0	0	1.9	1	0	0	0	1	2	6.6
Duke	01/28/2024		05:30	0-0	.000	0-0	.000	0-0	.000	0	2	2	1.9	0	0	1	0	0	0	6.3
at Wake Forest	02/01/2024		17:03	3-5	.600	2-3	.667	1-1	1.000	1	0	1	1.9	1	3	0	1	1	9	6.4
at Florida St.	02/04/2024		19:21	5-6	.833	3-4	.750	2-2	1.000	0	1	1	1.8	2	0	1	0	0	15	6.8
Clemson	02/08/2024		03:20	1-2	.500	0-1	.000	0-0	.000	0	0	0	1.7	0	0	0	0	0	2	6.6
Totals		**0**	**370:53**	**55-121**	**.455**	**27-69**	**.391**	**8-11**	**.727**	**12**	**26**	**38**	**1.7**	**30**	**13**	**24**	**1**	**11**	**145**	**6.6**

Player Averages

Games Played	Minutes/ game	Points/ game	FG Pct	3FG Pct	FT Pct	Rebounds/ game	Assists/ game	Turnovers/ game	Assist/Turnover ratio	Steals/ game	Blocks/ game
22	16.9	6.6	45.5	39.1	72.7	1.7	0.6	1.1	0.5	0.5	0.0

CAREER STATS

				Field Goals		3-Point		F-Throws		Rebounds									Scoring	
SEASON	TEAM	GP-GS	MIN/AVG	FG-FGA	FG%	3FG-3FGA	3FG%	FT-FTA	FT%	OFF	DEF	TOT	AVG	PF-FO	A	TO	BLK	STL	PTS	AVG
2022-23	UA	15-0	121/8.1	10-27	.370	0-2	.000	2-4	.500	6	10	16	1.1	15-0	6	15	2	6	22	1.5
2023-24	UM	22-0	371/16.9	55-121	.455	27-69	.391	8-11	.727	12	26	38	1.7	30-1	13	24	1	11	145	6.6
TOTAL FOR UM		**22-0**	**371/16.9**	**55-121**	**.455**	**27-69**	**.391**	**8-11**	**.727**	**12**	**26**	**38**	**1.7**	**30-1**	**13**	**24**	**1**	**11**	**145**	**6.6**
TOTAL		**37-0**	**492/13.3**	**65-148**	**.439**	**27-71**	**.380**	**10-15**	**.667**	**18**	**36**	**54**	**1.5**	**45-1**	**19**	**39**	**3**	**17**	**167**	**4.5**

G • Jasmyne Roberts
Jr. • 5-10 • Jacksonville, Fla.

- Posted her first-career double-double with 15 pts and 13 rebs vs. FSU Feb. 18
- 2023 NCAA Tournament Greenville 2 All-Region Team
- Averaged 19.0 points, 7.3 rebounds and shot 55.4 percent from the field in four NCAA Tournament games
- Started the final 21 games of the season after not starting a single game as a freshman in 2021-22
- Tripled her scoring and rebounding output from 2021-22 to 2022-23
- Set a new career highs in points (26), rebounds (nine), assists, field goals made (10) and free throws made (six) against Villanova
- Scored in double-figures on 12 occasions last season and set a new double-digit streak at five
- Tabbed the Florida Times-Union All-First Coast Player of the Year and News4Jax Player of the Year two years in a row

4

PLAYER HIGHS

Minutes
23-24 .....36, vs. Louisville (12/31/23)
Career..... 37, vs. LSU (3/26/23)

Points
23-24 ..... 21, vs. Wake Forest (1/7/24)
Career.....26, vs. Villanova (3/24/23)

Rebounds
23-24 ..... 13, vs. Florida State (2/18/24)
Career..... 13, vs. Florida State (2/18/24)

Assists
23-24 .....4, vs. Florida State (2/18/24)
Career.....4, 2x, last: vs. FSU (2/18/24)

Steals
23-24 .....4, vs. NC State (1/18/24)
Career..... .. 4, 4x, last vs. NC State (1/18/24)

Blocks
23-24 ... 1, 6x, last: at Wake Forest (2/1/24)
Career..... 2, at Virginia (2/15/22)

Field Goals Made
23-24 ..... 9, vs. Wake Forest (1/7/24)
Career..... 10, 2x, last vs. LSU (3/26/23)

Field Goals Attempted
23-24..... 15, vs. Southern (11/17/23)
Career..... 20, vs. LSU (3/26/23)

3-Point Field Goals Made
23-24.....3, at Mississippi State (11/29/23)
Career..... 5, vs. Virginia Tech (1/8/23)

3-Point Field Goals Attempted
23-24 .....7, vs. Duke (1/28/24)
Career.....7, 3x, last: vs. Duke (1/28/24)

Free Throws Made
23-24..... 5, vs. Southern (11/17/23)
Career.....6, vs. Villanova (3/24/23)

Free Throws Attempted
23-24..... 8, vs. Southern (11/17/23)
Career..... 8, vs. Southern (11/17/23)

Double-Doubles
23-24 1
Career..... 1

Double-Digit Game
23-24 14
Career..... 28

2023-24 game-by-game

				Total		3-Pointers		Free throws		Rebounds										
Opponent	Date	GS	MIN	FG-FGA	PCT	3FG-3FGA	PCT	FT-FTA	PCT	OFF	DEF	TOT	AVG	PF	A	TO	BLK	STL	PTS	AVG
Jacksonville	11/09/2023	*	22:44	6-8	.750	2-4	.500	0-0	.000	3	4	7	7.0	2	0	2	0	2	14	14.0
Fordham	11/12/2023	*	24:57	3-4	.750	0-1	.000	0-0	.000	1	6	7	7.0	0	1	2	1	3	6	10.0
Southern U.	11/17/2023	*	30:43	5-15	.333	2-5	.400	5-8	.625	2	2	4	6.0	2	3	1	1	3	17	12.3
Colgate	11/24/2023	*	26:49	5-9	.556	1-1	1.000	2-3	.667	1	2	3	5.3	0	1	3	0	0	13	12.5
ETSU	11/26/2023	*	21:29	1-3	.333	0-1	.000	2-2	1.000	0	1	1	4.4	2	2	3	0	0	4	10.8
at Mississippi St.	11/29/2023	*	33:06	6-11	.545	3-4	.750	0-2	.000	2	7	9	5.2	0	1	7	0	1	15	11.5
NJIT	12/03/2023	*	23:20	4-7	.571	0-1	.000	4-4	1.000	0	7	7	5.4	3	1	2	0	3	12	11.6
DePaul	12/08/2023	*	33:10	6-12	.500	1-2	.500	3-5	.600	2	5	7	5.6	2	1	2	0	3	16	12.1
vs Baylor	12/16/2023	*	26:57	2-9	.222	0-3	.000	1-2	.500	1	2	3	5.3	2	0	1	1	1	5	11.3
Jackson St.	12/20/2023	*	26:25	3-11	.273	2-4	.500	2-2	1.000	3	2	5	5.3	3	1	2	0	2	10	11.2
Alabama St.	12/28/2023	*	21:41	3-7	.429	1-3	.333	2-2	1.000	1	7	8	5.5	0	2	1	0	3	9	11.0
Louisville	12/31/2023	*	36:46	5-12	.417	0-4	.000	0-0	.000	1	2	3	5.3	2	1	3	0	3	10	10.9
at Boston College	01/04/2024	*	25:45	3-6	.500	0-0	.000	3-3	1.000	1	3	4	5.2	4	0	3	0	0	9	10.8
Wake Forest	01/07/2024	*	28:46	9-11	.818	1-1	1.000	2-2	1.000	3	2	5	5.2	2	2	1	0	3	21	11.5
at Virginia Tech	01/11/2024	*	24:18	4-10	.400	1-2	.500	0-0	.000	2	2	4	5.1	0	0	3	0	0	9	11.3
at Notre Dame	01/14/2024	*	15:09	1-3	.333	0-1	.000	0-0	.000	2	4	6	5.2	1	3	4	1	0	2	10.8
NC State	01/18/2024	*	35:54	7-14	.500	2-5	.400	2-2	1.000	0	5	5	5.2	2	1	2	0	4	18	11.2
at North Carolina	01/25/2024	*	19:41	1-4	.250	0-2	.000	2-2	1.000	2	2	4	5.1	1	1	4	0	0	4	10.8
Duke	01/28/2024	*	32:46	4-12	.333	1-7	.143	0-0	.000	0	4	4	5.1	1	1	2	1	2	9	10.7
at Wake Forest	02/01/2024	*	26:50	6-7	.857	2-3	.667	1-1	1.000	1	2	3	5.0	3	2	2	1	2	15	10.9
at Florida St.	02/04/2024	*	28:21	5-11	.455	1-3	.333	1-1	1.000	2	2	4	4.9	3	2	7	0	2	12	11.0
Clemson	02/08/2024	*	21:42	1-3	.333	0-1	.000	0-0	.000	0	2	2	4.8	2	3	1	0	2	2	10.5
at Georgia Tech	02/11/2024	*	34:38	6-10	.600	0-1	.000	2-3	.667	1	4	5	4.8	1	1	4	0	1	14	10.7
Syracuse	02/15/2024	*	20:43	1-7	.143	0-0	.000	2-2	1.000	1	1	2	4.7	1	3	0	0	1	4	10.4
Florida St.	02/18/2024	*	32:22	5-13	.385	1-3	.333	4-4	1.000	4	9	13	5.0	3	4	5	1	0	15	10.6
Totals		**25**	**675:01**	**102-219**	**.466**	**21-62**	**.339**	**40-50**	**.800**	**36**	**89**	**125**	**5.0**	**42**	**37**	**67**	**7**	**41**	**265**	**10.6**

Player Averages

Games Played	Minutes/ game	Points/ game	FG Pct	3FG Pct	FT Pct	Rebounds/ game	Assists/ game	Turnovers/ game	Assist/Turnover ratio	Steals/ game	Blocks/ game
25	27.0	10.6	46.6	33.9	80.0	5.0	1.5	2.7	0.6	1.6	0.3

CAREER STATS

				Field Goals		3-Point		F-Throws		Rebounds									Scoring	
SEASON	TEAM	GP-GS	MIN/AVG	FG-FGA	FG%	3FG-3FGA	3FG%	FT-FTA	FT%	OFF	DEF	TOT	AVG	PF-FO	A	TO	BLK	STL	PTS	AVG
2021-22	UM	28-0	225/8.0	22-47	.468	5-13	.385	5-9	.556	11	30	41	1.5	29-0	11	22	2	21	54	1.9
2022-23	UM	35-21	818/23.4	123-265	.464	29-85	.341	51-72	.708	52	120	172	4.9	75-1	53	46	7	32	326	9.3
2023-24	UM	25-25	675/27.0	102-219	.466	21-62	.339	40-50	.800	36	89	125	5.0	42-0	37	67	7	41	265	10.6
TOTAL		**88-46**	**1718/19.5**	**247-531**	**.465**	**55-160**	**.344**	**96-131**	**.733**	**99**	**239**	**338**	**3.8**	**146-1**	**101**	**135**	**16**	**94**	**645**	**7.3**

G • Jaida Patrick
Gr. • 5-10 • West Haverstraw, N.Y.

5

- Posted 15 points in wins vs. DePaul and Jackson State
- Tallied her first double-digit outing as a Hurricane against Fordham (14 points)
- Averaged 12.5 points, 4.8 rebounds and 2.7 assists in 34 games (33 starts) at Columbia. Second Team All-Ivy League selection in 2022-23.
- Totaled 12 double-digit scoring games and five 20-point outings in 2022-23
- Scored a career-high 25 points against Miami (FL) in the Miami Thanksgiving Tournament
- Helped Columbia to the WNIT Championship game, averaging 11.5 points and 4.8 rebounds in six WNIT contests
- Ranked eighth in the Ivy League in steals per game (1.9), 10th in scoring (12.5) and 11th in assists (2.7)
- Spent the first two seasons of her collegiate career at Duke, playing in 24 total games for the Blue Devils

PLAYER HIGHS

Minutes
23-24 .....35, vs. Jackson State (12/20/23)
Career.....41, vs. Harvard (3/10/23)

Points
23-24 ..... 15, 3x, last: at ND (1/14/24)
Career.....25, at Miami (11/27/22)

Field Goals Made
23-24..... 6, 2x: Last vs. DePaul (12/8/23)
Career..... 11, vs. Yale (3/11/22)

Field Goals Attempted
23-24 .....12, at Boston College (1/4/24)
Career.....16, 3x, last vs. Cornell (3/4/23)

3-Point Field Goals Made
23-24 ..... 3, vs. Clemson (2/8/24)
Career.....3, 8x, last: vs. Clemson (2/8/24)

3-Point Field Goals Attempted
23-24 ..... 9, vs. Clemson (2/8/24)
Career..... 9, vs. Clemson (2/8/24)

Free Throws Made
23-24..... 4, vs. Colgate (11/24/23)
Career.....8, at Miami (11/27/22)

Free Throws Attempted
23-24..... 7, vs. Colgate (11/24/23)
Career.....10, 2x, last at Harvard (2/17/23)

Rebounds
23-24 .....12, at Florida State (2/4/24)
Career..... 13, vs. Boston College (3/24/22)

Assists
23-24..... 3, 2x, Last: vs. NJIT (12/3/23)
Career..... 7, at Yale (12/31/22)

Blocks
23-24 ... 1, 13x, last: vs. Syracuse (2/15/24)
Career..... 3, 2x, last vs. Harvard (2/18/22)

Steals
23-24 ..... 5, 2x, last: vs. JSU(12/20/23)
Career..... 8, at Old Dominion (3/20/22)

Double-Doubles
23-24 .....
Career..4, last vs. Boston College (3/24/22)

Double-Digit Game
23-24..... 7
Career..... 44

2023-24 game-by-game

				Total		3-Pointers		Free throws		Rebounds										
Opponent	Date	GS	MIN	FG-FGA	PCT	3FG-3FGA	PCT	FT-FTA	PCT	OFF	DEF	TOT	AVG	PF	A	TO	BLK	STL	PTS	AVG
Jacksonville	11/09/2023	*	21:56	1-6	.167	0-3	.000	0-0	.000	2	3	5	5.0	2	1	4	1	0	2	2.0
Fordham	11/12/2023	*	27:02	6-9	.667	2-4	.500	0-0	.000	2	6	8	6.5	1	0	5	1	5	14	8.0
Southern U.	11/17/2023	*	22:38	3-5	.600	0-1	.000	1-2	.500	4	1	5	6.0	0	0	1	1	0	7	7.7
Colgate	11/24/2023	*	27:29	2-3	.667	1-2	.500	4-7	.571	0	0	0	4.5	0	3	1	1	3	9	8.0
ETSU	11/26/2023	*	21:41	2-5	.400	1-2	.500	2-3	.667	2	2	4	4.4	1	0	0	1	0	7	7.8
at Mississippi St.	11/29/2023	*	10:34	1-2	.500	1-2	.500	0-0	.000	0	0	0	3.7	0	2	2	0	1	3	7.0
NJIT	12/03/2023	*	26:57	5-9	.556	2-3	.667	0-0	.000	0	5	5	3.9	2	3	1	1	3	12	7.7
DePaul	12/08/2023	*	30:24	6-11	.545	2-5	.400	1-2	.500	2	3	5	4.0	3	2	2	1	0	15	8.6
vs Baylor	12/16/2023	*	22:05	2-7	.286	0-1	.000	0-0	.000	0	2	2	3.8	2	0	1	0	0	4	8.1
Jackson St.	12/20/2023	*	35:21	5-9	.556	2-3	.667	3-4	.750	0	2	2	3.6	2	2	2	0	5	15	8.8
Alabama St.	12/28/2023	*	24:24	0-1	.000	0-1	.000	1-2	.500	0	2	2	3.5	2	0	1	1	2	1	8.1
Louisville	12/31/2023	*	16:28	3-5	.600	2-3	.667	1-1	1.000	1	1	2	3.3	1	2	2	0	1	9	8.2
at Boston College	01/04/2024	*	32:06	5-12	.417	1-5	.200	0-0	.000	0	5	5	3.5	2	2	2	1	3	11	8.4
Wake Forest	01/07/2024	*	25:33	3-9	.333	1-5	.200	0-0	.000	1	3	4	3.5	2	2	1	1	3	7	8.3
at Virginia Tech	01/11/2024	*	23:17	0-8	.000	0-2	.000	0-0	.000	0	4	4	3.5	3	1	2	0	1	0	7.7
at Notre Dame	01/14/2024	*	27:54	5-11	.455	2-6	.333	3-3	1.000	0	6	6	3.7	1	1	5	1	2	15	8.2
NC State	01/18/2024	*	30:14	3-6	.500	0-2	.000	0-0	.000	1	3	4	3.7	2	1	2	0	1	6	8.1
at North Carolina	01/25/2024	*	31:26	4-9	.444	2-6	.333	0-0	.000	2	5	7	3.9	0	2	1	0	1	10	8.2
Duke	01/28/2024	*	33:38	2-7	.286	1-2	.500	2-2	1.000	1	3	4	3.9	3	2	2	1	3	7	8.1
at Wake Forest	02/01/2024	*	23:55	2-9	.222	2-6	.333	0-0	.000	1	5	6	4.0	1	2	1	0	1	6	8.0
at Florida St.	02/04/2024	*	26:40	2-9	.222	0-3	.000	1-2	.500	3	9	12	4.4	0	1	1	0	1	5	7.9
Clemson	02/08/2024	*	25:46	3-9	.333	3-9	.333	0-0	.000	1	1	2	4.3	3	2	2	0	0	9	7.9
at Georgia Tech	02/11/2024	*	30:40	2-10	.200	0-3	.000	2-2	1.000	2	5	7	4.4	2	2	0	1	1	6	7.8
Syracuse	02/15/2024	*	30:31	3-8	.375	2-3	.667	1-2	.500	1	3	4	4.4	1	2	3	1	1	9	7.9
Florida St.	02/18/2024	*	29:56	3-10	.300	1-5	.200	0-0	.000	1	2	3	4.3	2	0	2	0	1	7	7.8
Totals		**25**	**658:35**	**73-189**	**.386**	**28-87**	**.322**	**22-32**	**.688**	**27**	**81**	**108**	**4.3**	**38**	**35**	**46**	**14**	**39**	**196**	**7.8**

Player Averages

Games Played	Minutes/ game	Points/ game	FG Pct	3FG Pct	FT Pct	Rebounds/ game	Assists/ game	Turnovers/ game	Assist/Turnover ratio	Steals/ game	Blocks/ game
25	26.3	7.8	38.6	32.2	68.8	4.3	1.4	1.8	0.8	1.6	0.6

CAREER STATS

PATRICK, Jaida

				Field Goals		3-Point		F-Throws		Rebounds									Scoring	
SEASON	TEAM	GP-GS	MIN/AVG	FG-FGA	FG%	3FG-3FGA	3FG%	FT-FTA	FT%	OFF	DEF	TOT	AVG	PF-FO	A	TO	BLK	STL	PTS	AVG
2019-20	DU	20-0	119/5.9	10-35	.286	0-3	.000	13-19	.684	10	11	21	1.1	14-0	3	9	6	4	33	1.7
2020-21	DU	4-4	116/28.9	20-44	.455	4-13	.308	3-4	.750	7	15	22	5.5	8-0	16	13	0	3	47	11.8
2021-22	CU	31-12	688/22.2	101-266	.380	20-81	.247	59-89	.663	55	101	156	5.0	53-0	47	65	14	42	281	9.1
2022-23	CU	34-33	1054/31.0	150-385	.390	47-146	.322	77-111	.694	53	111	164	4.8	84-3	91	95	26	64	424	12.5
2023-24	UM	25-25	659/26.3	73-189	.386	28-87	.322	22-32	.688	27	81	108	4.3	38-0	35	46	14	39	196	7.8
TOTAL FOR UM		**25-25**	**659/26.3**	**73-189**	**.386**	**28-87**	**.322**	**22-32**	**.688**	**27**	**81**	**108**	**4.3**	**38-0**	**35**	**46**	**14**	**39**	**196**	**7.8**
TOTAL		**114-74**	**2635/23.1**	**354-919**	**.385**	**99-330**	**.300**	**174-255**	**.682**	**152**	**319**	**471**	**4.1**	**197-3**	**192**	**228**	**60**	**152**	**981**	**8.6**

G • Ja'Leah Williams
Jr. • 5-9 • Pompano Beach, Fla.

12

- Notched consecutive double-digit scoring games vs. Jackson St. & Alabama St.
- Went for 7 steals in the win vs. Jackson State
- Named to Miami Thanksgiving All-Tournament Team Nov. 26.
- Set a new career high in assists with eight against Fordham (11/12)
- Played the best game of her career against Columbia, totaling a career-high 28 points, 10 made field goals and seven made free throws
- Became the fifth Hurricane in program history to earn ACC All-Freshman Team honors in 2022
- 2022 Bob Bradley Spirit and Courage Award recipient
- Has tallied 17 double-digit outings in her career
- Named the Sun Sentinel Broward County Class 7A-6A Player of the Year in 2019-20
- Earned a spot on the Miami Herald's First Team and Sun Sentinel's First Team for two years straight
- As a senior, served as team captain and led her team to its first state championship since 1992

PLAYER HIGHS

Minutes
23-24 ..... 39, vs. Clemson (2/8/24)
Career..... 40, vs. Florida (12/11/22)

Points
23-24 ..... 16, vs. Duke (1/28/24)
Career..... 28, vs. Columbia (11/27/22)

Rebounds
23-24 ..... 9, vs. Clemson (2/8/24)
Career..... 10, at Wake Forest (1/27/22)

Assists
23-24 ... 8, 2x, last: at Florida State (2/4/24)
Career.. 8, 2x, last: at Florida State (2/4/24)

Steals
23-24 ..... 7, vs. Jackson State (12/20/23)
Career..... 7, vs. Jackson State (12/20/23)

Blocks
23-24 ... 1, 3x, last: at Wake Forest (2/1/24)
Career..... 2, vs. Clemson (2/16/23)

Field Goals Made
23-24 ..... 6, 2x, last: vs. Al. St. (12/28/23)
Career..... 10, vs. Columbia (11/27/22)

Field Goals Attempted
23-24 ..... 10, 2x, last: vs. Clemson (2/8/24)
Career..... 14, vs. Columbia (11/27/22)

3-Point Field Goals Made
23-24 ... 2, 2x, last: at Florida State (2/4/24)
Career...2, 2x, last: at Florida State (2/4/24)

3-Point Field Goals Attempted
23-24 ..... 5, at Florida State (2/4/24)
Career..... 5, at Florida State (2/4/24)

Free Throws Made
23-24 ..... 6, vs. Duke (1/28/24)
Career..... 7, vs. Columbia (11/27/22)

Free Throws Attempted
23-24 ..... 8, vs. Duke (1/28/24)
Career..... 11, vs. Columbia (11/27/22)

Double-Doubles
23-24 .....
Career.....

Double-Digit Game
23-24 7
Career..... 24

2023-24 game-by-game

				Total		3-Pointers		Free throws		Rebounds										
Opponent	Date	GS	MIN	FG-FGA	PCT	3FG-3FGA	PCT	FT-FTA	PCT	OFF	DEF	TOT	AVG	PF	A	TO	BLK	STL	PTS	AVG
Jacksonville	11/09/2023	*	23:29	3-5	.600	1-3	.333	2-2	1.000	0	0	0	0.0	2	1	1	0	4	9	9.0
Fordham	11/12/2023	*	22:09	3-5	.600	1-1	1.000	0-0	.000	1	2	3	1.5	0	8	7	1	3	7	8.0
Southern U.	11/17/2023	*	31:11	4-9	.444	0-2	.000	1-1	1.000	1	2	3	2.0	3	3	3	0	2	9	8.3
Colgate	11/24/2023	*	27:28	3-7	.429	0-0	.000	1-2	.500	1	2	3	2.3	2	2	2	0	2	7	8.0
ETSU	11/26/2023	*	29:44	4-5	.800	1-1	1.000	0-2	.000	0	2	2	2.2	2	1	3	0	0	9	8.2
at Mississippi St.	11/29/2023	*	22:31	1-6	.167	0-2	.000	0-0	.000	2	4	6	2.8	1	2	1	0	0	2	7.2
DePaul	12/08/2023		14:43	0-1	.000	0-1	.000	2-2	1.000	1	0	1	2.6	2	2	2	0	0	2	6.4
vs Baylor	12/16/2023		26:07	2-9	.222	0-2	.000	2-2	1.000	4	2	6	3.0	0	3	2	0	1	6	6.4
Jackson St.	12/20/2023		30:23	6-10	.600	0-0	.000	0-0	.000	1	1	2	2.9	0	4	2	0	7	12	7.0
Alabama St.	12/28/2023		24:08	6-7	.857	1-1	1.000	1-2	.500	0	3	3	2.9	1	3	5	0	1	14	7.7
Louisville	12/31/2023		24:34	3-7	.429	1-1	1.000	4-6	.667	1	2	3	2.9	2	3	6	1	3	11	8.0
at Boston College	01/04/2024		24:29	4-8	.500	1-2	.500	1-3	.333	1	1	2	2.8	3	2	3	0	2	10	8.2
Wake Forest	01/07/2024	*	27:27	2-6	.333	0-2	.000	0-0	.000	2	3	5	3.0	2	5	1	0	1	4	7.8
at Virginia Tech	01/11/2024	*	33:16	5-8	.625	0-1	.000	0-1	.000	0	8	8	3.4	2	2	2	0	0	10	8.0
at Notre Dame	01/14/2024	*	29:51	3-3	1.000	0-0	.000	0-0	.000	1	2	3	3.3	4	0	1	0	2	6	7.9
NC State	01/18/2024	*	32:39	1-4	.250	1-1	1.000	0-0	.000	1	4	5	3.4	1	5	1	0	0	3	7.6
at North Carolina	01/25/2024	*	29:30	2-4	.500	1-2	.500	0-0	.000	0	5	5	3.5	1	1	1	0	1	5	7.4
Duke	01/28/2024	*	33:18	4-6	.667	2-3	.667	6-8	.750	2	5	7	3.7	3	1	3	0	1	16	7.9
at Wake Forest	02/01/2024	*	31:08	1-5	.200	0-3	.000	0-0	.000	0	6	6	3.8	0	3	0	1	1	2	7.6
at Florida St.	02/04/2024	*	38:00	2-9	.222	2-5	.400	0-0	.000	1	3	4	3.9	1	8	2	0	1	6	7.5
Clemson	02/08/2024	*	39:13	5-10	.500	0-3	.000	1-2	.500	2	7	9	4.1	4	5	5	0	1	11	7.7
at Georgia Tech	02/11/2024	*	31:21	4-8	.500	0-0	.000	1-2	.500	1	1	2	4.0	2	2	2	0	2	9	7.7
Syracuse	02/15/2024	*	31:06	4-8	.500	1-2	.500	0-0	.000	2	2	4	4.0	4	2	2	0	0	9	7.8
Florida St.	02/18/2024	*	28:34	3-7	.429	0-0	.000	0-0	.000	1	5	6	4.1	4	2	4	0	2	6	7.7
Totals		**18**	**686:19**	**75-157**	**.478**	**13-38**	**.342**	**22-35**	**.629**	**26**	**72**	**98**	**4.1**	**46**	**70**	**61**	**3**	**37**	**185**	**7.7**

Player Averages

Games Played	Minutes/ game	Points/ game	FG Pct	3FG Pct	FT Pct	Rebounds/ game	Assists/ game	Turnovers/ game	Assist/Turnover ratio	Steals/ game	Blocks/ game
24	28.6	7.7	47.8	34.2	62.9	4.1	2.9	2.5	1.1	1.5	0.1

CAREER STATS

SEASON	TEAM	GP-GS	MIN/AVG	FG-FGA	FG%	3FG-3FGA	3FG%	FT-FTA	FT%	OFF	DEF	TOT	AVG	PF-FO	A	TO	BLK	STL	PTS	AVG
2021-22	UM	34-28	915/26.9	97-233	.416	5-30	.167	49-70	.700	60	80	140	4.1	59-0	75	69	7	65	248	7.3
2022-23	UM	35-35	862/24.6	93-230	.404	6-28	.214	37-56	.661	38	69	107	3.1	69-0	93	91	7	43	229	6.5
2023-24	UM	24-18	686/28.6	75-157	.478	13-38	.342	22-35	.629	26	72	98	4.1	46-0	70	61	3	37	185	7.7
TOTAL		**93-81**	**2464/26.5**	**265-620**	**.427**	**24-96**	**.250**	**108-161**	**.671**	**124**	**221**	**345**	**3.7**	**174-0**	**238**	**221**	**17**	**145**	**662**	**7.1**

G • Lashae Dwyer
Jr. • 5-6 • Toronto, Ontario

13

- Earned the first start of her career against Jacksonville, pouring in 13 points
- Saw action in all 35 games for the Hurricanes in 2022-23
- Set new career highs in points (23) against Florida State
- Tallied 20-plus points in two games in 2022-23
- Helped the Webb School to a 32-2 record and the Division II-Class A State Title
- Ranked the No. 79 overall player in the class of 2021 by espnW HoopGurlz
- Named a BioSteel All Canadian Basketball Games nominee in 2020
- Tabbed the 2020-21 Tennessee Gatorade Player of the Year

PLAYER HIGHS

Minutes
23-24 .....30, vs. Jackson State (12/20/23)
Career.....30, vs. Jackson State (12/20/23)

Points
23-24 .....18, vs. NC State (1/18/24)
Career.....23, at Florida St. (12/21/22)

Rebounds
23-24 .....7, vs. Florida State (2/18/24)
Career.....8, vs. Michigan (12/1/22)

Assists
23-24 .....3, 5x, last at BC (1/4/24)
Career..... 5, 2x, last vs. FAU (11/17/22)

Steals
23-24 . 5, 2x, last: at Virginia Tech (1/11/24)
Career.....8, 2x, last vs. UNF (12/4/22)

Blocks
23-24 .....1, 3x, last vs. Al. St. (12/28/23)
Career.....1, 8x, last vs. Al. St. (12/28/23)

Field Goals Made
23-24 .....8, vs. NC State (1/18/24)
Career.... 8, 2x, last: vs. NC State (1/18/24)

Field Goals Attempted
23-24 .....12, vs. NC State (1/18/24)
Career.....12, 2x, vs. NC State (1/18/24)

3-Point Field Goals Made
23-24 .....2, 2x, last: at UNC (1/25/24)
Career.....2, 4x, last at UNC (1/25/24)

3-Point Field Goals Attempted
23-24 ..... 3, 4x, last: vs. NC State (1/18/24)
Career.....5, 2x, last: vs. Clemson (2/8/24)

Free Throws Made
23-24 .....3, vs. Louisville (12/31/23)
Career.....8, at Florida St. (12/21/22)

Free Throws Attempted
23-24 .....4, vs. Louisville (12/31/23)
Career.....9, at Florida St. (12/21/22)

Double-Doubles
23-24 .....
Career.....

Double-Digit Game
23-24 6
Career..... 18

2023-24 game-by-game

				Total		3-Pointers		Free throws		Rebounds										
Opponent	Date	GS	MIN	FG-FGA	PCT	3FG-3FGA	PCT	FT-FTA	PCT	OFF	DEF	TOT	AVG	PF	A	TO	BLK	STL	PTS	AVG
Jacksonville	11/09/2023	*	22:37	6-11	.545	1-3	.333	0-0	.000	2	2	4	4.0	2	1	1	0	2	13	13.0
Fordham	11/12/2023	*	25:33	3-8	.375	1-2	.500	0-0	.000	1	2	3	3.5	0	2	1	0	4	7	10.0
Southern U.	11/17/2023	*	16:58	2-6	.333	0-2	.000	1-1	1.000	1	1	2	3.0	2	2	3	0	0	5	8.3
Colgate	11/24/2023	*	27:20	4-6	.667	1-1	1.000	1-1	1.000	0	3	3	3.0	1	3	3	0	5	10	8.8
ETSU	11/26/2023	*	22:36	1-1	1.000	0-0	.000	1-2	.500	0	1	1	2.6	4	1	1	0	1	3	7.6
at Mississippi St.	11/29/2023	*	24:46	2-6	.333	1-2	.500	0-2	.000	0	2	2	2.5	1	3	2	0	0	5	7.2
NJIT	12/03/2023	*	26:18	5-10	.500	0-3	.000	0-0	.000	1	3	4	2.7	2	2	2	1	0	10	7.6
DePaul	12/08/2023	*	14:55	2-7	.286	1-2	.500	1-2	.500	1	3	4	2.9	1	2	0	0	1	6	7.4
vs Baylor	12/16/2023	*	17:40	3-5	.600	0-0	.000	0-0	.000	0	1	1	2.7	2	3	1	0	1	6	7.2
Jackson St.	12/20/2023	*	30:18	1-10	.100	1-3	.333	1-2	.500	4	1	5	2.9	2	3	3	1	1	4	6.9
Alabama St.	12/28/2023	*	20:54	6-8	.750	1-2	.500	0-0	.000	3	0	3	2.9	2	2	1	1	3	13	7.5
Louisville	12/31/2023	*	23:37	3-5	.600	1-2	.500	3-4	.750	0	0	0	2.7	3	1	3	0	1	10	7.7
at Boston College	01/04/2024	*	20:22	2-5	.400	0-1	.000	2-2	1.000	0	2	2	2.6	1	3	2	0	4	6	7.5
Wake Forest	01/07/2024		16:53	4-10	.400	1-2	.500	0-0	.000	0	1	1	2.5	1	2	3	0	3	9	7.6
at Virginia Tech	01/11/2024		23:57	4-8	.500	0-1	.000	0-0	.000	3	3	6	2.7	3	2	1	0	5	8	7.7
at Notre Dame	01/14/2024		23:23	4-7	.571	0-1	.000	1-2	.500	0	0	0	2.6	5	2	3	0	0	9	7.8
NC State	01/18/2024		26:26	8-12	.667	2-3	.667	0-1	.000	3	3	6	2.8	2	2	2	0	2	18	8.4
at North Carolina	01/25/2024		21:14	3-7	.429	2-3	.667	1-2	.500	2	1	3	2.8	3	1	3	0	2	9	8.4
Duke	01/28/2024		18:46	0-4	.000	0-0	.000	1-2	.500	1	0	1	2.7	0	2	0	0	1	1	8.0
at Wake Forest	02/01/2024		16:22	2-5	.400	0-1	.000	0-0	.000	0	1	1	2.6	1	0	1	0	1	4	7.8
at Florida St.	02/04/2024		10:01	1-5	.200	0-1	.000	0-0	.000	0	1	1	2.5	1	2	0	0	0	2	7.5
Clemson	02/08/2024		21:35	3-7	.429	1-5	.200	0-0	.000	1	1	2	2.5	5	0	1	0	1	7	7.5
at Georgia Tech	02/11/2024		12:32	0-3	.000	0-1	.000	1-2	.500	0	3	3	2.5	0	0	2	0	0	1	7.2
Syracuse	02/15/2024		19:08	1-8	.125	0-4	.000	0-0	.000	0	0	0	2.4	2	2	2	0	0	2	7.0
Florida St.	02/18/2024		25:16	2-10	.200	1-3	.333	1-2	.500	5	2	7	2.6	5	1	1	0	1	6	7.0
Totals		**13**	**529:27**	**72-174**	**.414**	**15-48**	**.313**	**15-27**	**.556**	**28**	**37**	**65**	**2.6**	**51**	**44**	**42**	**3**	**39**	**174**	**7.0**

Player Averages

Games Played	Minutes/ game	Points/ game	FG Pct	3FG Pct	FT Pct	Rebounds/ game	Assists/ game	Turnovers/ game	Assist/Turnover ratio	Steals/ game	Blocks/ game
25	21.2	7.0	41.4	31.3	55.6	2.6	1.8	1.7	1.0	1.6	0.1

CAREER STATS

				Field Goals		3-Point		F-Throws		Rebounds								Scoring	
SEASON	TEAM	GP-GS	MIN/AVG	FG-FGA	FG%	3FG-3FGA	3FG%	FT-FTA	FT%	OFF	DEF	TOT	AVG	PF-FO	A	TO	BLK	STL	PTS	AVG
2021-22	UM	30-0	341/11.4	35-100	.350	5-24	.208	30-47	.638	26	26	52	1.7	56-1	21	27	2	38	105	3.5
2022-23	UM	35-0	511/14.6	78-149	.523	7-21	.333	42-55	.764	29	52	81	2.3	69-1	38	61	9	45	205	5.9
2023-24	UM	25-13	529/21.2	72-174	.414	15-48	.313	15-27	.556	28	37	65	2.6	51-3	44	42	3	39	174	7.0
TOTAL		**90-13**	**1381/15.3**	**185-423**	**.437**	**27-93**	**.290**	**87-129**	**.674**	**83**	**115**	**198**	**2.2**	**176-5**	**103**	**130**	**14**	**122**	**484**	**5.4**

G • Ally Stedman
Jr. • 5-9 • Phoenix, Ariz.

- All-WCC Honorable Mention (2022-23) and WCC All-Freshman Team (2021-22)
- Started 18 games as a sophomore for Pepperdine
- Averaged 15.6 points, 3.3 rebounds and 2.2 assists in 2022-23
- Scored in double-digits in 18 of 19 games played
- Finished 2022-23 seventh in the WCC in scoring and fourth in steals per game
- Missed 11 games in 2022-23 due to injury
- Knocked down a program-record eight threes in her Pepperdine debut in 2021
- Named the Arizona Prep Player of the Year as a senior in 2020-21

21

PLAYER HIGHS

Minutes
23-24.....21, vs. NJIT (12/3/23)
Career..... 43, 2x, last at BYU (2/9/23)

Points
23-24 .....11, vs. Baylor (12/16/23)
Career.....28, at UCLA (11/10/21)

Field Goals Made
23-24 ..... 4, vs. Baylor (12/16/23)
Career..10, 2x, last vs. UC Riverside (12/11/22)

Field Goals Attempted
23-24 ..... 9, vs. Jacksonville (11/9/23)
Career.....24, vs. Gonzaga (12/29/22)

3-Point Field Goals Made
23-24 ..... 3, vs. Baylor (12/16/23)
Career.....8, at UCLA (11/10/21)

3-Point Field Goals Attempted
23-24 ..... 8, vs. Jacksonville (11/9/23)
Career.....13, vs. Gonzaga (12/29/22)

Free Throws Made
23-24 .....2, vs. Alabama State (12/28/23)
Career.....7, vs. Portland St. (12/3/22)

Free Throws Attempted
23-24 .....2, 3x, last vs. Al. St. (12/28/23)
Career.....8, vs. Portland St. (12/3/22)

Rebounds
23-24 .....3 vs. Southern (11/17/23)
Career.....6, vs. CSU Bakersfield (12/7/22)

Assists
23-24 .....4, vs. Alabama State (12/28/23)
Career.. 6, at Cal State Fullerton (11/28/22)

Blocks
23-24 .....2 vs. NJIT (12/3/23)
Career..... 3, vs. UC Riverside (12/22/22)

Steals
23-24 ..2, 3x, last: vs. Wake Forest (1/7/24)
Career.....6, at Saint Mary's (CA) (1/15/22)

Double-Doubles
23-24 .....
Career.....

Double-Digit Game
23-24 1
Career..... 41

2023-24 game-by-game

				Total		3-Pointers		Free throws		Rebounds										
Opponent	Date	GS	MIN	FG-FGA	PCT	3FG-3FGA	PCT	FT-FTA	PCT	OFF	DEF	TOT	AVG	PF	A	TO	BLK	STL	PTS	AVG
Jacksonville	11/09/2023		18:15	2-9	.222	2-8	.250	0-0	.000	0	1	1	1.0	2	0	1	0	2	6	6.0
Fordham	11/12/2023		15:13	2-5	.400	1-4	.250	0-0	.000	0	1	1	1.0	0	0	0	0	0	5	5.5
Southern U.	11/17/2023		14:43	0-3	.000	0-3	.000	0-0	.000	0	3	3	1.7	1	0	0	0	0	0	3.7
Colgate	11/24/2023		08:17	1-2	.500	1-2	.500	0-0	.000	0	0	0	1.3	1	0	0	0	0	3	3.5
ETSU	11/26/2023		14:06	2-4	.500	2-3	.667	0-0	.000	0	1	1	1.2	1	0	1	0	1	6	4.0
at Mississippi St.	11/29/2023		02:42	0-1	.000	0-0	.000	0-0	.000	0	0	0	1.0	0	0	0	0	0	0	3.3
NJIT	12/03/2023		21:07	2-5	.400	1-3	.333	0-2	.000	0	0	0	0.9	3	1	1	2	0	5	3.6
DePaul	12/08/2023		03:16	0-1	.000	0-1	.000	0-0	.000	0	0	0	0.8	0	0	0	0	1	0	3.1
vs Baylor	12/16/2023		18:54	4-7	.571	3-6	.500	0-0	.000	1	1	2	0.9	2	0	1	0	1	11	4.0
Jackson St.	12/20/2023		08:36	1-5	.200	0-3	.000	1-2	.500	0	1	1	0.9	2	0	0	0	0	3	3.9
Alabama St.	12/28/2023		18:42	0-3	.000	0-2	.000	2-2	1.000	0	1	1	0.9	1	4	1	0	2	2	3.7
Louisville	12/31/2023		05:35	1-2	.500	0-0	.000	0-0	.000	0	0	0	0.8	0	0	0	0	0	2	3.6
at Boston College	01/04/2024		11:42	1-6	.167	0-3	.000	0-0	.000	0	0	0	0.8	0	1	0	0	1	2	3.5
Wake Forest	01/07/2024		11:44	1-3	.333	0-2	.000	0-0	.000	0	2	2	0.9	2	0	3	0	2	2	3.4
at Virginia Tech	01/11/2024		16:18	0-5	.000	0-4	.000	0-0	.000	0	0	0	0.8	1	0	1	0	0	0	3.1
at Notre Dame	01/14/2024		05:23	0-2	.000	0-2	.000	0-0	.000	0	0	0	0.8	0	1	2	0	0	0	2.9
NC State	01/18/2024		06:24	0-0	.000	0-0	.000	0-0	.000	0	0	0	0.7	1	0	0	0	0	0	2.8
at North Carolina	01/25/2024		17:36	2-7	.286	2-7	.286	0-0	.000	0	1	1	0.7	3	3	0	0	0	6	2.9
Duke	01/28/2024		08:04	1-3	.333	1-2	.500	0-0	.000	0	1	1	0.7	2	0	1	0	0	3	2.9
at Wake Forest	02/01/2024		07:11	1-3	.333	0-1	.000	0-0	.000	0	0	0	0.7	0	0	0	0	0	2	2.9
Clemson	02/08/2024		07:22	0-2	.000	0-2	.000	0-0	.000	0	1	1	0.7	2	1	0	0	1	0	2.8
at Georgia Tech	02/11/2024		05:48	0-0	.000	0-0	.000	0-0	.000	0	1	1	0.7	1	0	0	0	0	0	2.6
Florida St.	02/18/2024		02:03	0-2	.000	0-1	.000	0-0	.000	0	0	0	0.7	0	0	0	0	0	0	2.5
Totals		**0**	**248:59**	**21-80**	**.263**	**13-59**	**.220**	**3-6**	**.500**	**1**	**15**	**16**	**0.7**	**25**	**11**	**12**	**2**	**11**	**58**	**2.5**

Player Averages

Games Played	Minutes/ game	Points/ game	FG Pct	3FG Pct	FT Pct	Rebounds/ game	Assists/ game	Turnovers/ game	Assist/Turnover ratio	Steals/ game	Blocks/ game
23	10.8	2.5	26.3	22.0	50.0	0.7	0.5	0.5	0.9	0.5	0.1

CAREER STATS

				Field Goals		3-Point		F-Throws		Rebounds									Scoring	
SEASON	TEAM	GP-GS	MIN/AVG	FG-FGA	FG%	3FG-3FGA	3FG%	FT-FTA	FT%	OFF	DEF	TOT	AVG	PF-FO	A	TO	BLK	STL	PTS	AVG
2021-22	PEP	24-23	751/31.3	105-294	.357	32-127	.252	22-31	.710	16	44	60	2.5	66-3	37	71	2	31	264	11.0
2022-23	PEP	19-18	630/33.1	113-299	.378	48-139	.345	22-27	.815	9	54	63	3.3	51-1	40	67	8	34	296	15.6
2023-24	UM	23-0	249/10.8	21-80	.263	13-59	.220	3-6	.500	1	15	16	0.7	25-0	11	12	2	11	58	2.5
TOTAL FOR UM		**23-0**	**249/10.8**	**21-80**	**.263**	**13-59**	**.220**	**3-6**	**.500**	**1**	**15**	**16**	**0.7**	**25-0**	**11**	**12**	**2**	**11**	**58**	**2.5**
TOTAL		**66-41**	**1629/24.7**	**239-673**	**.355**	**93-325**	**.286**	**47-64**	**.734**	**26**	**113**	**139**	**2.1**	**142-4**	**88**	**150**	**12**	**76**	**618**	**9.4**

G • Shayeann Day-Wilson
Jr. • 5-6 • Toronto, Ontario

- Tied for third-best single game 3-point % in Miami history, 5-5 vs. ETSU
- Logged 13 pts. in a 33 mins. vs. Southern, one minute shy of her career-high
- Dished a career-high nine assists against Jacksonville in her Miami debut
- 2021-22 ACC Freshman of the Year and All-ACC Freshman Team
- Reached double-figures on 12 occassions in 2022-23, including five straight from Jan. 19 to Feb. 2
- Paced Duke in scoring as a freshman in 2021-22, averaging 12.7 points per game in addition to 3.7 assists and 3.0 rebounds
- No. 41 recruit in the class of 2021 according to espnHoopGurlz and the top Canadian guard in the class

30

PLAYER HIGHS

Minutes
23-24 .....37, 2x, last: vs. FSU (2/18/24)
Career.....37, 2x, last: vs. FSU (2/18/24)

Points
23-24 .....21, vs. Florida State (2/18/24)
Career.....26, vs. Troy (11/28/21)

Field Goals Made
23-24 .....8, vs. Florida State (2/18/24)
Career.....9, vs. Troy (11/28/21)

Field Goals Attempted
23-24 .....15 vs. Southern (11/17/23)
Career.....17, vs. Pittsburgh (3/2/22)

3-Point Field Goals Made
23-24 .....5, 3x, last: vs. Duke (1/28/24)
Career.....8, vs. Troy (11/28/21)

3-Point Field Goals Attempted
23-24 .....9, 3x, last: vs. FSU (2/18/24)
Career.....10, vs. Troy (11/28/21)

Free Throws Made
23-24 .....5, 2x, last: at GT (2/11/24)
Career.....9, at Louisville (1/30/22)

Free Throws Attempted
23-24 .....6, 2x, last: at GT (2/11/24)
Career.....13, at North Carolina (1/19/23)

Rebounds
23-24 .....7, vs. Baylor (12/16/23)
Career.....8, vs. North Carolina (1/27/22)

Assists
23-24 .....9, vs. Jacksonville (11/9/23)
Career.....9, vs. Jacksonville (11/9/23)

Blocks
23-24 .....1, 2x, last vs. WF (1/7/24)
Career.....1, 3x, last: vs. WF (1/7/24)

Steals
23-24 .....3, 3x, last: vs. Syracuse (2/15/24)
Career.....4, vs. Iowa (12/2/21)

Double-Doubles
23-24 .....
Career.....

Double-Digit Game
23-24 17
Career.....51

2023-24 game-by-game

				Total		3-Pointers		Free throws		Rebounds										
Opponent	Date	GS	MIN	FG-FGA	PCT	3FG-3FGA	PCT	FT-FTA	PCT	OFF	DEF	TOT	AVG	PF	A	TO	BLK	STL	PTS	AVG
Jacksonville	11/09/2023		29:42	2-8	.250	1-3	.333	1-2	.500	1	3	4	4.0	0	9	1	0	2	6	6.0
Fordham	11/12/2023		23:27	3-6	.500	1-4	.250	0-0	.000	0	1	1	2.5	3	6	3	0	0	7	6.5
Southern U.	11/17/2023		33:33	5-15	.333	2-9	.222	1-3	.333	0	3	3	2.7	2	2	4	0	3	13	8.7
Colgate	11/24/2023		28:40	4-8	.500	0-3	.000	0-0	.000	0	2	2	2.5	1	5	1	0	1	8	8.5
ETSU	11/26/2023		21:45	7-7	1.000	5-5	1.000	0-0	.000	0	2	2	2.4	2	3	2	0	0	19	10.6
at Mississippi St.	11/29/2023		22:05	3-11	.273	2-5	.400	2-2	1.000	1	3	4	2.7	3	6	3	0	1	10	10.5
NJIT	12/03/2023	*	27:10	3-4	.750	2-2	1.000	2-2	1.000	0	1	1	2.4	2	8	1	0	1	10	10.4
DePaul	12/08/2023	*	35:22	4-11	.364	1-6	.167	3-5	.600	1	4	5	2.8	2	2	2	0	0	12	10.6
vs Baylor	12/16/2023	*	31:53	4-8	.500	0-1	.000	4-4	1.000	1	6	7	3.2	4	2	3	0	1	12	10.8
Jackson St.	12/20/2023	*	14:10	0-3	.000	0-1	.000	0-0	.000	0	1	1	3.0	1	0	1	0	0	0	9.7
Alabama St.	12/28/2023	*	21:46	2-5	.400	0-1	.000	0-0	.000	0	5	5	3.2	2	4	3	1	0	4	9.2
Louisville	12/31/2023	*	32:16	4-10	.400	1-3	.333	1-2	.500	1	0	1	3.0	4	2	1	0	1	10	9.3
at Boston College	01/04/2024	*	19:09	2-7	.286	1-2	.500	0-0	.000	1	1	2	2.9	2	1	3	0	1	5	8.9
Wake Forest	01/07/2024	*	30:12	3-9	.333	3-6	.500	0-0	.000	0	1	1	2.8	1	3	0	1	0	9	8.9
at Virginia Tech	01/11/2024	*	28:40	6-11	.545	2-6	.333	5-6	.833	0	2	2	2.7	2	4	1	0	0	19	9.6
at Notre Dame	01/14/2024	*	30:45	5-12	.417	1-6	.167	0-0	.000	1	1	2	2.7	5	3	2	0	1	11	9.7
NC State	01/18/2024	*	29:30	7-14	.500	3-7	.429	1-1	1.000	0	1	1	2.6	0	3	2	0	3	18	10.2
at North Carolina	01/25/2024	*	33:24	6-11	.545	5-8	.625	1-1	1.000	1	1	2	2.6	4	2	3	0	1	18	10.6
Duke	01/28/2024	*	27:58	6-12	.500	5-9	.556	0-0	.000	0	0	0	2.4	3	3	3	0	0	17	10.9
at Wake Forest	02/01/2024	*	33:58	6-10	.600	3-7	.429	0-0	.000	0	1	1	2.4	1	4	2	0	1	15	11.2
at Florida St.	02/04/2024	*	37:37	5-14	.357	2-8	.250	0-0	.000	0	4	4	2.4	2	4	2	0	0	12	11.2
Clemson	02/08/2024	*	32:25	5-13	.385	3-7	.429	4-5	.800	1	4	5	2.5	4	5	4	0	1	17	11.5
at Georgia Tech	02/11/2024	*	36:07	5-11	.455	2-6	.333	5-6	.833	0	4	4	2.6	1	3	1	0	0	17	11.7
Syracuse	02/15/2024	*	33:01	4-11	.364	1-4	.250	2-2	1.000	0	1	1	2.5	3	2	3	0	3	11	11.7
Florida St.	02/18/2024	*	36:39	8-17	.471	4-9	.444	1-2	.500	0	5	5	2.6	2	3	0	0	1	21	12.0
Totals		**19**	**731:13**	**109-248**	**.440**	**50-128**	**.391**	**33-43**	**.767**	**9**	**57**	**66**	**2.6**	**56**	**89**	**51**	**2**	**22**	**301**	**12.0**

Player Averages

Games Played	Minutes/ game	Points/ game	FG Pct	3FG Pct	FT Pct	Rebounds/ game	Assists/ game	Turnovers/ game	Assist/Turnover ratio	Steals/ game	Blocks/ game
25	29.2	12.0	44.0	39.1	76.7	2.6	3.6	2.0	1.7	0.9	0.1

CAREER STATS

				Field Goals		3-Point		F-Throws		Rebounds									Scoring	
SEASON	TEAM	GP-GS	MIN/AVG	FG-FGA	FG%	3FG-3FGA	3FG%	FT-FTA	FT%	OFF	DEF	TOT	AVG	PF-FO	A	TO	BLK	STL	PTS	AVG
2021-22	DU	29-17	807/27.8	122-324	.377	43-128	.336	81-117	.692	18	70	88	3.0	60-2	107	95	1	35	368	12.7
2022-23	DU	33-29	801/24.3	84-249	.337	31-106	.292	67-98	.684	11	85	96	2.9	67-0	83	63	0	21	266	8.1
2023-24	UM	25-19	731/29.2	109-248	.440	50-128	.391	33-43	.767	9	57	66	2.6	56-1	89	51	2	22	301	12.0
TOTAL FOR UM		**25-19**	**731/29.2**	**109-248**	**.440**	**50-128**	**.391**	**33-43**	**.767**	**9**	**57**	**66**	**2.6**	**56-1**	**89**	**51**	**2**	**22**	**301**	**12.0**
TOTAL		**87-65**	**2339/26.9**	**315-821**	**.384**	**124-362**	**.343**	**181-258**	**.702**	**38**	**212**	**250**	**2.9**	**183-3**	**279**	**209**	**3**	**78**	**935**	**10.7**

F • Lazaria Spearman
So. • 6-4 • Dacula, Ga.

- Tallied double-doubles against Mississippi State and Alabama State
- Started off her season with a 13-point game against JU
- The only ACC freshman to average five-plus points per game and play less than 15 minutes per game
- One of three ACC freshmen to record a double-double in 2022-23
- Scored in double-digits five times last season
- Led all Miami reserves in rebounding and was second on the bench in scoring (min. 10 games played)
- No. 26 recruit (ASGR Basketball) and No. 30 recruit (espnW HoopGurlz)
- Gwinnett Daily Post All Region 8-AAAAAA Player of the Year
- Dacula's all-time leading scorer and rebounder
- Invited to 2022 U.S. U18 National Team Trials
- Two-time Gwinnett Daily Post Super Six honoree

32

PLAYER HIGHS

Minutes
23-24 ..... 27, vs. Clemson (2/8/24)
Career..... 27, vs. Clemson (2/8/24)

Points
23-24 ..... 14, 2x, last: vs. Clemson (2/8/24)
Career..... 19, at DePaul (11/20/22)

Rebounds
23-24 ..... 15, at Miss. State (11/29/23)
Career..... 15, at Miss. State (11/29/23)

Assists
23-24 ..... 2, 2x, last: vs. NJIT (12/3/23)
Career..... 2,3x, last: vs. NJIT (12/3/23)

Steals
23-24 ..... 2, 2x, last: vs. Al. St. (12/28/23)
Career..... 2, 6x, last vs. Al. State (12/28/23)

Blocks
23-24 ..... 2, vs. Florida State (2/18/24)
Career..... 2, 3x, last vs. FSU (2/18/24)

Field Goals Made
23-24 ..... 7, vs. Clemson (2/8/24)
Career..... 7, 2x, last: vs. Clemson (2/8/24)

Field Goals Attempted
23-24 ..... 12, vs. Clemson (2/8/24)
Career..... 12, vs. Clemson (2/8/24)

3-Point Field Goals Made
23-24 ..... 1, vs. Jacksonville (11/9/23)
Career..... 1, vs. Jacksonville (11/9/23)

3-Point Field Goals Attempted
23-24 ..... 2, vs. Jacksonville (11/9/23)
Career..... 2, vs. Jacksonville (11/9/23)

Free Throws Made
23-24 ..... 5, vs. Duke (1/28/24)
Career..... 5, 2x, vs. Duke (1/28/24)

Free Throws Attempted
23-24 ..... 8, vs. Duke (1/28/24)
Career..... 8, vs. Duke (1/28/24)

Double-Doubles
23-24 ..... 2, last vs. Alabama St. (12/28/23)
Career..... 3

Double-Digit Game
23-24 6
Career..... 11

2023-24 game-by-game

				Total		3-Pointers		Free throws		Rebounds										
Opponent	Date	GS	MIN	FG-FGA	PCT	3FG-3FGA	PCT	FT-FTA	PCT	OFF	DEF	TOT	AVG	PF	A	TO	BLK	STL	PTS	AVG
Jacksonville	11/09/2023		20:19	4-9	.444	1-2	.500	4-7	.571	4	2	6	6.0	1	1	1	0	0	13	13.0
Fordham	11/12/2023	*	22:39	4-9	.444	0-0	.000	0-0	.000	2	2	4	5.0	2	0	4	1	2	8	10.5
Colgate	11/24/2023		22:09	5-7	.714	0-0	.000	0-1	.000	3	6	9	6.3	0	2	2	0	1	10	10.3
ETSU	11/26/2023		20:55	2-3	.667	0-0	.000	1-3	.333	1	6	7	6.5	0	0	1	1	0	5	9.0
at Mississippi St.	11/29/2023		25:15	5-8	.625	0-0	.000	1-4	.250	7	8	15	8.2	3	0	0	0	0	11	9.4
NJIT	12/03/2023		19:49	3-4	.750	0-0	.000	2-4	.500	1	3	4	7.5	2	2	1	0	0	8	9.2
DePaul	12/08/2023		12:43	0-3	.000	0-0	.000	1-2	.500	2	3	5	7.1	1	0	1	1	0	1	8.0
vs Baylor	12/16/2023		04:29	1-3	.333	0-0	.000	0-1	.000	0	2	2	6.5	3	0	1	0	0	2	7.3
Jackson St.	12/20/2023		19:36	4-8	.500	0-0	.000	1-2	.500	3	3	6	6.4	2	1	3	0	1	9	7.4
Alabama St.	12/28/2023		21:25	6-10	.600	0-0	.000	2-4	.500	6	4	10	6.8	2	0	2	1	2	14	8.1
Louisville	12/31/2023		19:20	2-4	.500	0-1	.000	0-0	.000	2	4	6	6.7	4	0	3	0	0	4	7.7
at Boston College	01/04/2024		11:24	1-2	.500	0-0	.000	0-0	.000	0	1	1	6.3	3	0	2	0	1	2	7.3
Wake Forest	01/07/2024		01:20	0-0	.000	0-0	.000	0-0	.000	0	0	0	5.8	2	0	0	0	0	0	6.7
at Virginia Tech	01/11/2024		07:32	1-3	.333	0-0	.000	0-1	.000	2	0	2	5.5	5	0	1	1	0	2	6.4
at Notre Dame	01/14/2024		17:48	2-6	.333	0-0	.000	3-6	.500	2	7	9	5.7	2	0	4	1	0	7	6.4
NC State	01/18/2024		14:36	4-5	.800	0-0	.000	2-4	.500	2	6	8	5.9	4	0	2	0	1	10	6.6
at North Carolina	01/25/2024		22:29	2-5	.400	0-0	.000	2-3	.667	5	4	9	6.1	5	0	2	0	1	6	6.6
Duke	01/28/2024	*	24:57	1-2	.500	0-1	.000	5-8	.625	1	7	8	6.2	4	1	2	1	1	7	6.6
at Wake Forest	02/01/2024	*	13:34	1-6	.167	0-0	.000	0-0	.000	2	1	3	6.0	4	0	2	0	1	2	6.4
at Florida St.	02/04/2024	*	13:35	1-3	.333	0-0	.000	0-1	.000	1	2	3	5.9	4	0	0	0	0	2	6.2
Clemson	02/08/2024		27:44	7-12	.583	0-0	.000	0-1	.000	4	3	7	5.9	0	1	1	0	1	14	6.5
at Georgia Tech	02/11/2024		21:00	3-7	.429	0-0	.000	0-0	.000	2	5	7	6.0	2	1	2	0	1	6	6.5
Syracuse	02/15/2024		24:45	3-5	.600	0-0	.000	0-0	.000	2	4	6	6.0	1	0	2	1	1	6	6.5
Florida St.	02/18/2024		17:17	1-4	.250	0-0	.000	0-0	.000	4	1	5	5.9	1	1	1	2	0	2	6.3
Totals		**4**	**426:40**	**63-128**	**.492**	**1-4**	**.250**	**24-52**	**.462**	**58**	**84**	**142**	**5.9**	**57**	**10**	**40**	**10**	**14**	**151**	**6.3**

Player Averages

Games Played	Minutes/ game	Points/ game	FG Pct	3FG Pct	FT Pct	Rebounds/ game	Assists/ game	Turnovers/ game	Assist/Turnover ratio	Steals/ game	Blocks/ game
24	17.8	6.3	49.2	25.0	46.2	5.9	0.4	1.7	0.3	0.6	0.4

CAREER STATS

				Field Goals		3-Point		F-Throws		Rebounds									Scoring	
SEASON	TEAM	GP-GS	MIN/AVG	FG-FGA	FG%	3FG-3FGA	3FG%	FT-FTA	FT%	OFF	DEF	TOT	AVG	PF-FO	A	TO	BLK	STL	PTS	AVG
2022-23	UM	30-0	390/13.0	62-121	.512	0-5	.000	34-57	.596	52	67	119	4.0	70-0	7	32	12	18	158	5.3
2023-24	UM	24-4	427/17.8	63-128	.492	1-4	.250	24-52	.462	58	84	142	5.9	57-2	10	40	10	14	151	6.3
TOTAL		**54-4**	**817/15.1**	**125-249**	**.502**	**1-9**	**.111**	**58-109**	**.532**	**110**	**151**	**261**	**4.8**	**127-2**	**17**	**72**	**22**	**32**	**309**	**5.7**

F • Latasha Lattimore
Jr. • 6-4 • Toronto, Ontario

35

- Scored a bucket in her first game back, Nov. 24, 2023, vs. Colgate
- Missed a majority of the 2022-23 season with an ACL injury in early December
- Posted a breakout game against BU, totaling 25 points and 10 rebounds for her second career double-double
- Played in all 32 games as a freshman at Texas
- Totaled three double-digit games in 2021-22
- Helped Texas to the 2022 Big 12 Championship title and NCAA Elite Eight
- No. 38 prospect coming out of high school in the class of 2021. Top-ranked Canadian player per ESPN
- Played on the Canadian U23 Women's National Team at GLOBL JAM in 2022

PLAYER HIGHS

Minutes
23-24 ..... 29, vs. Clemson (2/8/24)
Career..... 30, at Texas Tech (2/9/22)*

Points
23-24 ..... 14, at Florida State (2/4/24)
Career..... 25, vs. Boston U (11/13/22)

Rebounds
23-24 ..... 6, 3x, last: vs. Clemson (2/8/24)
Career.. 10, 2x, last vs. Boston U (11/13/22)

Assists
23-24 ..... 2, at Notre Dame (1/14/24)
Career..... 3, vs. New Orleans (11/9/21)*

Steals
23-24 ..... 1, 4x, last: vs. Clemson (2/8/24)
Career..... 4, vs. UTRGV (1/9/22)*

Blocks
23-24 ..... 5, vs. Wake Forest (1/7/24)
Career..... 5, vs. Wake Forest (1/7/24)

Field Goals Made
23-24 ..... 7, at Florida State (2/4/24)
Career..... 10, vs. Boston U (11/13/22)

Field Goals Attempted
23-24 ..... 11, vs. Florida State (2/18/24)
Career..... 14, vs. Boston U (11/13/22)

3-Point Field Goals Made
23-24 ..... 1, 4x, last: at GT (2/11/24)
Career..... 1, 6x, last: at GT (2/11/24)

3-Point Field Goals Attempted
23-24 ..... 2, 3x, last: at GT (2/11/24)
Career..... 2, 3x, last: at GT (2/11/24)

Free Throws Made
23-24 ..... 4, vs. Clemson (2/8/24)
Career..... 4, vs. Clemson (2/8/24)

Free Throws Attempted
23-24 ..... 4, 3x, last: vs. Clemson (2/8/24)
Career..... 4, 3x, last: vs. Clemson (2/8/24)

Double-Doubles
23-24 .....
Career..... 2, last vs. Boston U (11/13/22)

Double-Digit Game
23-24 5
Career..... 10

2023-24 game-by-game

				Total		3-Pointers		Free throws		Rebounds										
Opponent	Date	GS	MIN	FG-FGA	PCT	3FG-3FGA	PCT	FT-FTA	PCT	OFF	DEF	TOT	AVG	PF	A	TO	BLK	STL	PTS	AVG
Colgate	11/24/2023		05:32	1-2	.500	0-0	.000	0-0	.000	0	1	1	1.0	2	0	1	0	0	2	2.0
ETSU	11/26/2023		13:13	1-4	.250	0-1	.000	3-3	1.000	1	1	2	1.5	2	0	0	3	0	5	3.5
at Mississippi St.	11/29/2023		19:27	3-3	1.000	1-1	1.000	1-2	.500	2	4	6	3.0	1	0	0	0	0	8	5.0
NJIT	12/03/2023		16:17	4-7	.571	0-1	.000	2-2	1.000	3	1	4	3.3	0	1	2	2	0	10	6.3
DePaul	12/08/2023		09:47	1-2	.500	0-1	.000	0-0	.000	0	2	2	3.0	0	0	0	0	0	2	5.4
vs Baylor	12/16/2023		05:27	0-4	.000	0-0	.000	0-0	.000	1	0	1	2.7	0	0	0	0	0	0	4.5
Jackson St.	12/20/2023		07:47	0-1	.000	0-0	.000	2-2	1.000	1	0	1	2.4	2	0	2	1	1	2	4.1
Alabama St.	12/28/2023		16:39	5-8	.625	1-2	.500	2-4	.500	1	0	1	2.3	0	0	2	1	0	13	5.3
Louisville	12/31/2023		10:48	1-2	.500	0-0	.000	0-0	.000	0	2	2	2.2	1	1	0	2	0	2	4.9
at Boston College	01/04/2024		04:21	0-0	.000	0-0	.000	1-2	.500	0	0	0	2.0	0	0	0	0	0	1	4.5
Wake Forest	01/07/2024		13:52	3-5	.600	0-0	.000	2-4	.500	1	2	3	2.1	0	1	0	5	0	8	4.8
at Virginia Tech	01/11/2024		11:02	1-3	.333	0-0	.000	0-0	.000	1	1	2	2.1	2	0	2	2	0	2	4.6
at Notre Dame	01/14/2024		12:11	0-1	.000	0-0	.000	0-0	.000	2	3	5	2.3	2	2	1	2	0	0	4.2
NC State	01/18/2024		06:54	0-0	.000	0-0	.000	0-0	.000	1	3	4	2.4	0	1	1	2	0	0	3.9
at North Carolina	01/25/2024		06:35	0-2	.000	0-0	.000	0-0	.000	0	0	0	2.3	2	0	1	1	0	0	3.7
at Wake Forest	02/01/2024		15:41	4-6	.667	0-0	.000	1-2	.500	1	1	2	2.3	0	1	1	1	1	9	4.0
at Florida St.	02/04/2024		21:17	7-8	.875	0-0	.000	0-0	.000	1	0	1	2.2	3	1	0	1	1	14	4.6
Clemson	02/08/2024		29:53	2-6	.333	1-2	.500	4-4	1.000	4	2	6	2.4	1	1	3	3	1	9	4.8
at Georgia Tech	02/11/2024		10:00	1-4	.250	1-2	.500	0-2	.000	2	1	3	2.4	1	0	0	0	2	3	4.7
Syracuse	02/15/2024		24:49	3-5	.600	0-1	.000	4-4	1.000	2	4	6	2.6	0	1	1	2	0	10	5.0
Florida St.	02/18/2024		18:59	5-11	.455	0-0	.000	1-2	.500	3	1	4	2.7	1	1	0	1	0	11	5.3
Totals		**0**	**280:31**	**42-84**	**.500**	**4-11**	**.364**	**23-33**	**.697**	**27**	**29**	**56**	**2.7**	**20**	**11**	**17**	**29**	**6**	**111**	**5.3**

Player Averages

Games Played	Minutes/ game	Points/ game	FG Pct	3FG Pct	FT Pct	Rebounds/ game	Assists/ game	Turnovers/ game	Assist/Turnover ratio	Steals/ game	Blocks/ game
21	13.4	5.3	50.0	36.4	69.7	2.7	0.5	0.8	0.6	0.3	1.4

CAREER STATS

				Field Goals		3-Point		F-Throws		Rebounds									Scoring	
SEASON	TEAM	GP-GS	MIN/AVG	FG-FGA	FG%	3FG-3FGA	3FG%	FT-FTA	FT%	OFF	DEF	TOT	AVG	PF-FO	A	TO	BLK	STL	PTS	AVG
2021-22	UT	32-1	330/10.3	44-87	.506	0-5	.000	15-39	.385	38	51	89	2.8	32-0	8	30	20	10	103	3.2
2022-23	UM	9-0	128/14.2	27-47	.574	2-4	.500	13-18	.722	11	18	29	3.2	6-0	4	9	7	5	69	7.7
2023-24	UM	21-0	281/13.4	42-84	.500	4-11	.364	23-33	.697	27	29	56	2.7	20-0	11	17	29	6	111	5.3
TOTAL FOR UM		**30-0**	**409/13.6**	**69-131**	**.527**	**6-15**	**.400**	**36-51**	**.706**	**38**	**47**	**85**	**2.8**	**26-0**	**15**	**26**	**36**	**11**	**180**	**6.0**



C • Kyla Oldacre
So. • 6-6 • Mason, Ohio

- Went for her first three double-digit scoring efforts vs. NJIT, DePaul and Baylor.
- Had a career outing against Virginia last year, setting new highs in scoring (19), rebounding (eight), made field goals (nine) and minutes played (23)
- Missed the first 12 games of the 2022-23 season due to injury
- Recorded five-plus rebounds in a game three times last season
- 2022 McDonald's All-American
- No. 25 recruit in the country, according to espnW HoopGurlz
- All-Ohio first-team honoree as a senior
- Invited to 2022 U.S. U18 National Team Trials
- Earned MVP honors at Nike Nationals in 2021 after registering two 20-point outings

44

PLAYER HIGHS

Minutes
23-24 .....30, vs. Southern (11/17/23)
Career.....30, vs. Southern (11/17/23)

Points
23-24 .....11, 2x, last: at BC (1/4/24)
Career.....19, vs. Virginia (2/26/23)

Rebounds
23-24 .....9, at Boston College (1/4/24)
Career.....9, at Boston College (1/4/24)

Assists
23-24 ..... 2, 2x, last: vs. NC State (1/18/24)
Career.... 2, 2x, last: vs. NC State (1/18/24)

Steals
23-24 .....2, 2x, last: at BC (1/4/24)
Career.....3, vs. UNC (1/5/23)

Blocks
23-24 .....6, vs. Wake Forest (1/7/24)
Career.....6, vs. Wake Forest (1/7/24)

Field Goals Made
23-24 .....5, 3x, last: at BC (1/4/24)
Career.....9, vs. Virginia (2/26/23)

Field Goals Attempted
23-24 .....10, at Boston College (1/4/24)
Career.....11, vs. Virginia (2/26/23)

3-Point Field Goals Made
23-24 .....
Career.....

3-Point Field Goals Attempted
23-24 .....
Career.....

Free Throws Made
23-24 .....4, at Wake Forest (2/1/24)
Career.....5, vs. Virginia Tech (1/8/23)

Free Throws Attempted
23-24 .....5, vs. Southern (11/17/23)
Career..6, 2x, last vs. Virginia Tech (3/3/23)

Double-Doubles
23-24 .....
Career.....

Double-Digit Game
23-24 4
Career..... 4

2023-24 game-by-game

				Total		3-Pointers		Free throws		Rebounds										
Opponent	Date	GS	MIN	FG-FGA	PCT	3FG-3FGA	PCT	FT-FTA	PCT	OFF	DEF	TOT	AVG	PF	A	TO	BLK	STL	PTS	AVG
Jacksonville	11/09/2023	*	19:41	2-4	.500	0-0	.000	0-0	.000	2	2	4	4.0	2	2	0	0	1	4	4.0
Fordham	11/12/2023		18:54	3-5	.600	0-0	.000	1-2	.500	2	6	8	6.0	2	1	1	0	0	7	5.5
Southern U.	11/17/2023	*	30:54	5-7	.714	0-0	.000	0-5	.000	7	1	8	6.7	1	0	0	3	1	10	7.0
Colgate	11/24/2023	*	10:45	1-4	.250	0-0	.000	0-0	.000	2	1	3	5.8	2	1	4	0	1	2	5.8
ETSU	11/26/2023	*	13:55	1-2	.500	0-0	.000	2-2	1.000	0	6	6	5.8	1	0	2	1	0	4	5.4
at Mississippi St.	11/29/2023	*	12:36	2-3	.667	0-0	.000	0-0	.000	2	1	3	5.3	1	1	1	1	0	4	5.2
NJIT	12/03/2023	*	17:31	4-6	.667	0-0	.000	1-1	1.000	2	3	5	5.3	3	1	2	1	1	9	5.7
DePaul	12/08/2023	*	18:01	5-6	.833	0-0	.000	0-4	.000	3	4	7	5.5	3	1	0	0	0	10	6.3
vs Baylor	12/16/2023	*	30:04	4-8	.500	0-0	.000	3-4	.750	2	4	6	5.6	2	0	1	3	1	11	6.8
Jackson St.	12/20/2023	*	15:11	1-5	.200	0-0	.000	2-2	1.000	2	2	4	5.4	2	0	1	1	2	4	6.5
Alabama St.	12/28/2023	*	13:49	3-4	.750	0-0	.000	3-4	.750	4	2	6	5.5	0	0	2	0	1	9	6.7
Louisville	12/31/2023	*	12:49	0-0	.000	0-0	.000	2-2	1.000	0	2	2	5.2	4	1	0	0	0	2	6.3
at Boston College	01/04/2024	*	27:54	5-10	.500	0-0	.000	1-1	1.000	6	3	9	5.5	0	1	1	3	2	11	6.7
Wake Forest	01/07/2024	*	24:45	2-3	.667	0-0	.000	2-4	.500	2	6	8	5.6	2	1	2	6	1	6	6.6
at Virginia Tech	01/11/2024	*	14:53	1-2	.500	0-0	.000	0-0	.000	1	1	2	5.4	2	1	2	1	0	2	6.3
at Notre Dame	01/14/2024	*	16:04	1-3	.333	0-0	.000	0-0	.000	1	4	5	5.4	4	0	2	1	0	2	6.1
NC State	01/18/2024	*	15:31	0-0	.000	0-0	.000	0-0	.000	0	1	1	5.1	5	2	3	1	0	0	5.7
at North Carolina	01/25/2024	*	10:51	0-2	.000	0-0	.000	1-2	.500	0	3	3	5.0	2	0	2	0	0	1	5.4
Duke	01/28/2024		15:03	2-3	.667	0-0	.000	0-0	.000	2	1	3	4.9	1	1	0	1	1	4	5.4
at Wake Forest	02/01/2024		14:17	2-3	.667	0-0	.000	4-4	1.000	3	2	5	4.9	0	1	0	0	1	8	5.5
at Florida St.	02/04/2024		05:08	0-0	.000	0-0	.000	0-0	.000	0	1	1	4.7	0	0	1	0	0	0	5.2
Clemson	02/08/2024	*	16:01	2-4	.500	0-0	.000	0-0	.000	3	2	5	4.7	0	0	1	0	0	4	5.2
at Georgia Tech	02/11/2024	*	17:54	3-4	.750	0-0	.000	0-1	.000	2	3	5	4.7	3	0	1	0	0	6	5.2
Syracuse	02/15/2024	*	15:57	4-6	.667	0-0	.000	1-2	.500	3	3	6	4.8	1	0	1	1	1	9	5.4
Florida St.	02/18/2024	*	08:54	0-0	.000	0-0	.000	0-0	.000	1	1	2	4.7	0	0	0	0	0	0	5.2
Totals		**21**	**417:22**	**53-94**	**.564**	**0-0**	**.000**	**23-40**	**.575**	**52**	**65**	**117**	**4.7**	**43**	**15**	**30**	**24**	**14**	**129**	**5.2**

Player Averages

Games Played	Minutes/ game	Points/ game	FG Pct	3FG Pct	FT Pct	Rebounds/ game	Assists/ game	Turnovers/ game	Assist/Turnover ratio	Steals/ game	Blocks/ game
25	16.7	5.2	56.4	0.0	57.5	4.7	0.6	1.2	0.5	0.6	1.0

CAREER STATS

				Field Goals		3-Point		F-Throws		Rebounds									Scoring	
SEASON	TEAM	GP-GS	MIN/AVG	FG-FGA	FG%	3FG-3FGA	3FG%	FT-FTA	FT%	OFF	DEF	TOT	AVG	PF-FO	A	TO	BLK	STL	PTS	AVG
2022-23	UM	23-0	263/11.5	36-79	.456	0-0	.000	19-27	.704	26	45	71	3.1	35-0	4	23	9	13	91	4.0
2023-24	UM	25-21	417/16.7	53-94	.564	0-0	.000	23-40	.575	52	65	117	4.7	43-1	15	30	24	14	129	5.2
TOTAL		**48-21**	**681/14.2**	**89-173**	**.514**	**0-0**	**.000**	**42-67**	**.627**	**78**	**110**	**188**	**3.9**	**78-1**	**19**	**53**	**33**	**27**	**220**	**4.6**



F • Sophia Zulich
Jr. • 5-11 • Sudbury, Ontario

- Transferred from Denver for her graduate year prior to the 2023-24 year
- Logged all 25 of her appearances in the 2019-20 season
- Suffered three injury setbacks between between 2020-23
- Represented Denver and the Summit League at the 2023 NCAA Convention for the DI Student-Athlete Advisory Committee.
- Scored a season-high seven points in 12 minutes against North Dakota State Dec. 29, 2019
- Helped lead Crestwood Prep to an Ontario Scholastic Basketball Association championship as a senior. Competed in Canada's first female basketball prep circuit.

54

PLAYER HIGHS

Minutes
23-24 .....
Career..... 12 vs. NDSU (12/29/19)

Points
23-24 .....
Career..... 7, vs. NDSU (12/29/19)

Rebounds
23-24 .....
Career..... 4, vs. NDSU (12/29/19)

Assists
23-24 .....
Career 1, 4x, last: vs. Western Ill. (2/29/20)

Steals
23-24 .....
Career..... 1, 12/4/19 vs. N. Colo. (12/4/19)

Blocks
23-24 .....
Career..... 1, 4x, last: vs. ORU (2/23/20)

Field Goals Made
23-24 .....
Career.....3, 2x, last: vs. NDSU (12/29/19)

Field Goals Attempted
23-24 .....
Career..... 5, vs. NDSU (12/29/19)

3-Point Field Goals Made
23-24 .....
Career.....1, 2x, vs. ORU (2/23/20)

3-Point Field Goals Attempted
23-24 .....
Career..... 2, vs. Cal Poly (11/17/19)

Free Throws Made
23-24 .....
Career..... 2, vs. SDSU (2/13/20)

Free Throws Attempted
23-24 .....
Career.....2, 3x, last: at SDSU (2/13/20)

Double-Doubles
23-24 .....
Career.....

Double-Digit Game
23-24 .....
Career.....

2023-24 game-by-game

CAREER STATS

				Field Goals		3-Point		F-Throws		Rebounds									Scoring	
SEASON	TEAM	GP-GS	MIN/AVG	FG-FGA	FG%	3FG-3FGA	3FG%	FT-FTA	FT%	OFF	DEF	TOT	AVG	PF-FO	A	TO	BLK	STL	PTS	AVG
2019-20	Denver	24-0	136/5.6	9-21	.429	2-7	.286	4-6	.667	2	15	17	0.7	20-1	4	8	4	1	24	1.0
TOTAL FOR UM		**0-0**	**0/0.0**	**0-0**	**.000**	**0-0**	**.000**	**0-0**	**.000**	**0**	**0**	**0**	**0.0**	**0-0**	**0**	**0**	**0**	**0**	**0**	**0.0**
TOTAL		**24-0**	**136/5.6**	**9-21**	**.429**	**2-7**	**.286**	**4-6**	**.667**	**2**	**15**	**17**	**0.7**	**20-1**	**4**	**8**	**4**	**1**	**24**	**1.0**

2023-24 OVERALL STATS

Game Records

Record	Overall	Home	Away	Neutral
ALL GAMES	16-9	13-3	3-5	0-1
CONFERENCE	6-8	4-3	2-5	0-0
NON-CONFERENCE	10-1	9-0	1-0	0-1

Score by Periods

Team	1st	2nd	3rd	4th	OT	TOT
Miami (FL)	395	411	417	478	14	1715
Opponents	376	404	330	394	11	1515

Team Box Score

No.	Player				Total		3-Point		F-Throw		Rebounds											
		GP-GS	MIN	AVG	FG-FGA	FG%	3FG-3FGA	3FG%	FT-FTA	FT%	OFF	DEF	TOT	AVG	PF	DQ	A	TO	BLK	STL	PTS	AVG
30	DAY-WILSON, Shayeann	25-19	731:13	29.2	109-248	.440	50-128	.391	33-43	.767	9	57	66	2.6	56	1	89	51	2	22	301	12.0
4	ROBERTS, Jasmyne	25-25	675:01	27.0	102-219	.466	21-62	.339	40-50	.800	36	89	125	5.0	42	0	37	67	7	41	265	10.6
5	PATRICK, Jaida	25-25	658:35	26.3	73-189	.386	28-87	.322	22-32	.688	27	81	108	4.3	38	0	35	46	14	39	196	7.8
12	WILLIAMS, Ja'Leah	24-18	686:19	28.6	75-157	.478	13-38	.342	22-35	.629	26	72	98	4.1	46	0	70	61	3	37	185	7.7
13	DWYER, Lashae	25-13	529:27	21.2	72-174	.414	15-48	.313	15-27	.556	28	37	65	2.6	51	3	44	42	3	39	174	7.0
1	HYLTON, Lemyah	22-0	370:53	16.9	55-121	.455	27-69	.391	8-11	.727	12	26	38	1.7	30	1	13	24	1	11	145	6.6
32	SPEARMAN, Lazaria	24-4	426:40	17.8	63-128	.492	1-4	.250	24-52	.462	58	84	142	5.9	57	2	10	40	10	14	151	6.3
35	LATTIMORE, Latasha	21-0	280:31	13.4	42-84	.500	4-11	.364	23-33	.697	27	29	56	2.7	20	0	11	17	29	6	111	5.3
44	OLDACRE, Kyla	25-21	417:22	16.7	53-94	.564	0-0	.000	23-40	.575	52	65	117	4.7	43	1	15	30	24	14	129	5.2
21	STEDMAN, Ally	23-0	248:59	10.8	21-80	.263	13-59	.220	3-6	.500	1	15	16	0.7	25	0	11	12	2	11	58	2.5
Team											58	59	117					23				
Total		**25**	**5025**		**665-1494**	**.445**	**172-506**	**.340**	**213-329**	**.647**	**334**	**614**	**948**	**37.9**	**408**	**8**	**335**	**413**	**95**	**234**	**1715**	**68.6**
Opponents		**25**	**5025**		**553-1457**	**.380**	**160-514**	**.311**	**249-335**	**.743**	**315**	**544**	**859**	**34.4**	**339**	**4**	**338**	**439**	**70**	**184**	**1515**	**60.6**

Team Statistics

	UM	OPP
Scoring	**1715**	**1515**
Points per game	68.6	60.6
Scoring margin	+8.0	-
Field goals-att	**665-1494**	**553-1457**
Field goal pct	.445	.380
3 point fg-att	**172-506**	**160-514**
3-point FG pct	.340	.311
3-pt FG made per game	6.9	6.4
Free throws-att	**213-329**	**249-335**
Free throw pct	.647	.743
F-Throws made per game	8.5	10.0
Rebounds	**948**	**859**
Rebounds per game	37.9	34.4
Rebounding margin	+3.6	-
Assists	**335**	**338**
Assists per game	13.4	13.5
Turnovers	**413**	**439**
Turnovers per game	16.5	17.6
Turnover margin	+1.0	-
Assist/turnover ratio	0.8	0.8
Steals	**234**	**184**
Steals per game	9.4	7.4
Blocks	**95**	**70**
Blocks per game	3.8	2.8
Winning streak	**0**	**-**
Home win streak	0	-
Attendance	**40058**	**24363**
Home games-Avg/Game	16-2504	8-3045
Neutral site-Avg/Game	-	1-2279

Team Results

Date	Opponent		Score	Att.
11/09/2023	Jacksonville	W	81-53	3851
11/12/2023	Fordham	W	78-39	2515
11/17/2023	Southern U.	W	61-57	2188
11/24/2023	Colgate	W	67-49	2169
11/26/2023	ETSU	W	68-44	2038
11/29/2023	at Mississippi St.	W	74-68	5135
12/03/2023	NJIT	W	87-43	2629
12/08/2023	DePaul	W	75-70	2172
12/16/2023	vs Baylor	L	57-75	2279
12/20/2023	Jackson St.	W	59-52	2117
12/28/2023	Alabama St.	W	81-36	2227
12/31/2023	Louisville	L	72-77	2120
01/04/2024	at Boston College	L	64-70	819
01/07/2024	Wake Forest	W	77-47	2269
01/11/2024	at Virginia Tech	L	52-76	4672
01/14/2024	at Notre Dame	L	59-70	5905
01/18/2024	NC State	W	73-59	2366
01/25/2024	at North Carolina	L	61-66	2530
01/28/2024	Duke	W	64-58	3112
02/01/2024	at Wake Forest	W	72-54	811
02/04/2024	at Florida St.	L	68-75	2277
02/08/2024	Clemson	Wot	75-72	2391
02/11/2024	at Georgia Tech	W	62-60	2214
02/15/2024	Syracuse	L	60-71	2310
02/18/2024	Florida St.	L	68-74	3584

2023-24 ACC STATS

Game Records

Record	Overall	Home	Away	Neutral
ALL GAMES	6-8	4-3	2-5	0-0
CONFERENCE	6-8	4-3	2-5	0-0
NON-CONFERENCE	0-0	0-0	0-0	0-0

Score by Periods

Team	1st	2nd	3rd	4th	OT	TOT
Miami (FL)	210	216	236	251	14	927
Opponents	217	268	208	225	11	929

Team Box Score

No.	Player				Total		3-Point		F-Throw		Rebounds											
		GP-GS	MIN	AVG	FG-FGA	FG%	3FG-3FGA	3FG%	FT-FTA	FT%	OFF	DEF	TOT	AVG	PF	DQ	A	TO	BLK	STL	PTS	AVG
30	DAY-WILSON, Shayeann	14-14	441:40	31.5	72-162	.444	36-88	.409	20-25	.800	5	26	31	2.2	34	1	42	27	1	13	200	14.3
4	ROBERTS, Jasmyne	14-14	383:40	27.4	58-123	.472	9-33	.273	19-20	.950	20	44	64	4.6	26	0	24	41	4	20	144	10.3
12	WILLIAMS, Ja'Leah	14-12	434:26	31.0	43-93	.462	9-25	.360	13-22	.591	15	54	69	4.9	33	0	41	33	2	17	108	7.7
5	PATRICK, Jaida	14-14	388:03	27.7	40-122	.328	17-60	.283	10-12	.833	15	55	70	5.0	23	0	22	26	6	20	107	7.6
13	DWYER, Lashae	14-2	279:32	20.0	37-96	.385	8-28	.286	10-17	.588	15	18	33	2.4	32	3	20	24	0	21	92	6.6
1	HYLTON, Lemyah	11-0	152:45	13.9	25-55	.455	11-27	.407	4-5	.800	6	12	18	1.6	12	0	6	11	1	3	65	5.9
35	LATTIMORE, Latasha	13-0	186:22	14.3	27-53	.509	2-5	.400	13-20	.650	18	20	38	2.9	13	0	10	10	22	5	69	5.3
32	SPEARMAN, Lazaria	14-3	237:21	17.0	29-64	.453	0-2	.000	12-24	.500	29	45	74	5.3	41	2	4	24	6	8	70	5.0
44	OLDACRE, Kyla	14-11	216:01	15.4	22-40	.550	0-0	.000	11-16	.688	24	33	57	4.1	24	1	8	16	14	6	55	3.9
21	STEDMAN, Ally	12-0	105:08	8.8	7-35	.200	3-24	.125	0-0	.000	0	6	6	0.5	12	0	6	7	0	4	17	1.4
Team											31	25	56					15				
Total		**14**	**2825**		**360-843**	**.427**	**95-292**	**.325**	**112-161**	**.696**	**178**	**338**	**516**	**36.9**	**250**	**7**	**183**	**234**	**56**	**117**	**927**	**66.2**
Opponents		**14**	**2825**		**329-837**	**.393**	**91-283**	**.322**	**180-234**	**.769**	**186**	**326**	**512**	**36.6**	**185**	**1**	**200**	**225**	**40**	**104**	**929**	**66.4**

Team Statistics

	UM	OPP
Scoring	**927**	**929**
Points per game	66.2	66.4
Scoring margin	-0.1	-
Field goals-att	**360-843**	**329-837**
Field goal pct	.427	.393
3 point fg-att	**95-292**	**91-283**
3-point FG pct	.325	.322
3-pt FG made per game	6.8	6.5
Free throws-att	**112-161**	**180-234**
Free throw pct	.696	.769
F-Throws made per game	8.0	12.9
Rebounds	**516**	**512**
Rebounds per game	36.9	36.6
Rebounding margin	+0.3	-
Assists	**183**	**200**
Assists per game	13.1	14.3
Turnovers	**234**	**225**
Turnovers per game	16.7	16.1
Turnover margin	-0.6	-
Assist/turnover ratio	0.8	0.9
Steals	**117**	**104**
Steals per game	8.4	7.4
Blocks	**56**	**40**
Blocks per game	4.0	2.9
Winning streak	**0**	**-**
Home win streak	0	-
Attendance	**18152**	**19228**
Home games-Avg/Game	7-2593	7-2747
Neutral site-Avg/Game	-	0-0

Team Results

Date	Opponent		Score	Att.
12/31/2023	Louisville	L	72-77	2120
01/04/2024	at Boston College	L	64-70	819
01/07/2024	Wake Forest	W	77-47	2269
01/11/2024	at Virginia Tech	L	52-76	4672
01/14/2024	at Notre Dame	L	59-70	5905
01/18/2024	NC State	W	73-59	2366
01/25/2024	at North Carolina	L	61-66	2530
01/28/2024	Duke	W	64-58	3112
02/01/2024	at Wake Forest	W	72-54	811
02/04/2024	at Florida St.	L	68-75	2277
02/08/2024	Clemson	Wot	75-72	2391
02/11/2024	at Georgia Tech	W	62-60	2214
02/15/2024	Syracuse	L	60-71	2310
02/18/2024	Florida St.	L	68-74	3584

MIAMI GAME-BY-GAME

				Total		3-Pointers		Free throws		Rebounds										
Opponent	**Date**	**Score**		**FG-FGA**	**PCT**	**3FG-3FGA**	**PCT**	**FT-FTA**	**PCT**	**OFF**	**DEF**	**TOT**	**AVG**	**PF**	**A**	**TO**	**BLK**	**STL**	**PTS**	**AVG**
Jacksonville	11/09/2023	81-53	W	32-70	.457	10-31	.323	7-11	.636	14	22	36	36.0	13	16	11	1	14	81	81.0
Fordham	11/12/2023	78-39	W	33-60	.550	11-24	.458	1-2	.500	11	28	39	37.5	12	19	25	4	18	78	79.5
Southern U.	11/17/2023	61-57	W	24-62	.387	4-24	.167	9-20	.450	18	19	37	37.3	12	10	13	5	10	61	73.3
Colgate	11/24/2023	67-49	W	27-52	.519	5-12	.417	8-14	.571	10	23	33	36.3	11	17	19	1	13	67	71.8
ETSU	11/26/2023	68-44	W	23-40	.575	9-16	.563	13-19	.684	4	29	33	35.6	20	8	16	6	2	68	71.0
at Mississippi St.	11/29/2023	74-68	W	29-61	.475	11-22	.500	5-13	.385	18	31	49	37.8	12	17	19	1	3	74	71.5
NJIT	12/03/2023	87-43	W	34-59	.576	7-16	.438	12-18	.667	13	29	42	38.4	20	19	12	7	10	87	73.7
DePaul	12/08/2023	75-70	W	28-65	.431	8-25	.320	11-22	.500	15	27	42	38.9	14	12	9	2	6	75	73.9
vs Baylor	12/16/2023	57-75	L	22-63	.349	3-16	.188	10-13	.769	14	23	37	38.7	18	8	15	4	7	57	72.0
Jackson St.	12/20/2023	59-52	W	21-63	.333	5-14	.357	12-16	.750	20	17	37	38.5	16	11	18	3	19	59	70.7
Alabama St.	12/28/2023	81-36	W	32-56	.571	4-14	.286	13-20	.650	19	28	47	39.3	10	15	22	5	15	81	71.6
Louisville	12/31/2023	72-77	L	27-55	.491	7-18	.389	11-16	.688	10	17	27	38.3	23	13	20	3	10	72	71.7
at Boston College	01/04/2024	64-70	L	26-64	.406	3-15	.200	9-12	.750	13	21	34	37.9	18	10	20	4	14	64	71.1
Wake Forest	01/07/2024	77-47	W	31-63	.492	9-21	.429	6-10	.600	12	27	39	38.0	15	17	12	13	13	77	71.5
at Virginia Tech	01/11/2024	52-76	L	22-61	.361	3-18	.167	5-8	.625	12	26	38	38.0	22	10	17	4	6	52	70.2
at Notre Dame	01/14/2024	59-70	L	24-59	.407	4-22	.182	7-11	.636	13	28	41	38.2	24	12	26	6	5	59	69.5
NC State	01/18/2024	73-59	W	30-56	.536	8-18	.444	5-8	.625	11	26	37	38.1	17	15	18	3	11	73	69.7
at North Carolina	01/25/2024	61-66	L	21-55	.382	12-30	.400	7-10	.700	14	22	36	38.0	22	10	18	1	7	61	69.2
Duke	01/28/2024	64-58	W	20-49	.408	10-24	.417	14-20	.700	7	24	31	37.6	17	11	14	4	9	64	68.9
at Wake Forest	02/01/2024	72-54	W	28-59	.475	9-24	.375	7-8	.875	12	20	32	37.4	11	16	12	4	10	72	69.1
at Florida St.	02/04/2024	68-75	L	28-65	.431	8-24	.333	4-6	.667	10	23	33	37.1	16	18	14	1	5	68	69.0
Clemson	02/08/2024	75-72	Wot	29-68	.426	8-30	.267	9-12	.750	18	26	44	37.5	21	18	21	3	8	75	69.3
at Georgia Tech	02/11/2024	62-60	W	24-57	.421	3-13	.231	11-18	.611	11	29	40	37.6	13	9	13	1	7	62	69.0
Syracuse	02/15/2024	60-71	L	23-58	.397	4-14	.286	10-12	.833	14	19	33	37.4	13	12	15	5	7	60	68.6
Florida St.	02/18/2024	68-74	L	27-74	.365	7-21	.333	7-10	.700	21	30	51	37.9	18	12	14	4	5	68	68.6
Total		**1715**		**665-1494**	**.445**	**172-506**	**.340**	**213-329**	**.647**	**334**	**614**	**948**	**37.9**	**408**	**335**	**413**	**95**	**234**	**1715**	**68.6**
Opponents		1515		553-1457	.380	160-514	.311	249-335	.743	315	544	859	34.4	339	338	439	70	184	1515	60.6

Miami (FL) Averages

Games Played	Points/ game	FG Pct	3FG Pct	FT Pct	Rebounds/ game	Assists/ game	Turnovers/ game	Assist/Turnover ratio	Steals/ game	Blocks/ game
25	68.6	44.5	34.0	64.7	37.9	13.4	16.5	0.8	9.4	3.8

OPPONENT GAME-BY-GAME

				Total		3-Pointers		Free throws		Rebounds									
Opponent	Date	Score		FG-FGA	PCT	3FG-3FGA	PCT	FT-FTA	PCT	OFF	DEF	TOT	AVG	PF	A	TO	BLK	STL	PTS	AVG
Jacksonville	11/09/2023	81-53	W	22-50	.440	4-11	.364	5-10	.500	8	26	34	34.0	15	10	25	2	5	53	53.0
Fordham	11/12/2023	78-39	W	17-61	.279	5-24	.208	0-0	.000	16	16	32	33.0	5	6	31	3	15	39	46.0
Southern U.	11/17/2023	61-57	W	25-64	.391	6-22	.273	1-3	.333	17	23	40	35.3	17	14	19	3	6	57	49.7
Colgate	11/24/2023	67-49	W	20-49	.408	7-17	.412	2-3	.667	7	19	26	33.0	9	14	23	2	8	49	49.5
ETSU	11/26/2023	68-44	W	12-57	.211	7-29	.241	13-21	.619	16	16	32	32.8	15	8	12	1	6	44	48.4
at Mississippi St.	11/29/2023	74-68	W	24-58	.414	12-30	.400	8-10	.800	5	18	23	31.2	13	21	10	3	9	68	51.7
NJIT	12/03/2023	87-43	W	17-54	.315	2-13	.154	7-14	.500	12	14	26	30.4	14	11	16	3	4	43	50.4
DePaul	12/08/2023	75-70	W	25-66	.379	6-25	.240	14-15	.933	15	28	43	32.0	17	12	11	2	9	70	52.9
vs Baylor	12/16/2023	57-75	L	28-61	.459	10-20	.500	9-11	.818	10	29	39	32.8	15	18	14	2	4	75	55.3
Jackson St.	12/20/2023	59-52	W	21-52	.404	5-21	.238	5-8	.625	16	22	38	33.3	15	13	28	6	7	52	55.0
Alabama St.	12/28/2023	81-36	W	13-48	.271	5-19	.263	5-6	.833	7	7	14	31.5	19	11	25	3	7	36	53.3
Louisville	12/31/2023	72-77	L	28-56	.500	5-9	.556	16-21	.762	13	21	34	31.8	18	12	22	3	9	77	55.3
at Boston College	01/04/2024	64-70	L	26-58	.448	8-20	.400	10-14	.714	13	27	40	32.4	15	14	25	4	13	70	56.4
Wake Forest	01/07/2024	77-47	W	17-56	.304	5-19	.263	8-11	.727	12	23	35	32.6	14	12	19	2	6	47	55.7
at Virginia Tech	01/11/2024	52-76	L	24-61	.393	9-26	.346	19-23	.826	12	29	41	33.1	9	18	12	0	6	76	57.1
at Notre Dame	01/14/2024	59-70	L	23-65	.354	5-13	.385	19-22	.864	15	26	41	33.6	12	12	17	5	15	70	57.9
NC State	01/18/2024	73-59	W	18-64	.281	6-23	.261	17-19	.895	21	17	38	33.9	10	9	16	4	7	59	57.9
at North Carolina	01/25/2024	61-66	L	25-55	.455	4-13	.308	12-18	.667	12	19	31	33.7	15	12	12	3	7	66	58.4
Duke	01/28/2024	64-58	W	22-55	.400	4-19	.211	10-15	.667	11	25	36	33.8	17	18	18	1	5	58	58.4
at Wake Forest	02/01/2024	72-54	W	20-56	.357	8-20	.400	6-7	.857	13	17	30	33.7	11	15	15	2	2	54	58.2
at Florida St.	02/04/2024	68-75	L	26-57	.456	10-26	.385	13-17	.765	9	28	37	33.8	8	16	17	4	6	75	59.0
Clemson	02/08/2024	75-72	Wot	24-63	.381	9-26	.346	15-19	.789	13	20	33	33.8	11	16	16	0	6	72	59.5
at Georgia Tech	02/11/2024	62-60	W	21-58	.362	5-27	.185	13-18	.722	12	27	39	34.0	18	12	12	1	7	60	59.6
Syracuse	02/15/2024	60-71	L	29-66	.439	6-19	.316	7-9	.778	17	21	38	34.2	16	18	12	6	9	71	60.0
Florida St.	02/18/2024	68-74	L	26-67	.388	7-23	.304	15-21	.714	13	26	39	34.4	11	16	12	5	6	74	60.6
Total		**1515**		**553-1457**	**.380**	**160-514**	**.311**	**249-335**	**.743**	**315**	**544**	**859**	**34.4**	**339**	**338**	**439**	**70**	**184**	**1515**	**60.6**
Miami (FL)		1715		665-1494	.445	172-506	.340	213-329	.647	334	614	948	37.9	408	335	413	95	234	1715	68.6

Opponents Averages

Games Played	Points/ game	FG Pct	3FG Pct	FT Pct	Rebounds/ game	Assists/ game	Turnovers/ game	Assist/Turnover ratio	Steals/ game	Blocks/ game
25	60.6	38.0	31.1	74.3	34.4	13.5	17.6	0.8	7.4	2.8

INDIVIDUAL GAME HIGHS

Miami (FL) - Individual Game Highs

POINTS	21		Shayeann Day-Wilson vs Florida St. (02/18/2024)
	21		Jasmyne Roberts vs Wake Forest (01/07/2024)
	19		Shayeann Day-Wilson at Virginia Tech (01/11/2024)
	19		Shayeann Day-Wilson vs ETSU (11/26/2023)
	18		Shayeann Day-Wilson at North Carolina (01/25/2024)
	18		Jasmyne Roberts vs NC State (01/18/2024)
	18		Shayeann Day-Wilson vs NC State (01/18/2024)
	18		Lashae Dwyer vs NC State (01/18/2024)
FIELD GOALS MADE	9		Jasmyne Roberts vs Wake Forest (01/07/2024)
	8		Shayeann Day-Wilson vs Florida St. (02/18/2024)
	8		Lashae Dwyer vs NC State (01/18/2024)
FIELD GOAL ATTEMPTS	17		Shayeann Day-Wilson vs Florida St. (02/18/2024)
	15		Jasmyne Roberts vs Southern U. (11/17/2023)
	15		Shayeann Day-Wilson vs Southern U. (11/17/2023)
FIELD GOAL PERCENTAGE (min 5 made)	1.000	(7-7)	Shayeann Day-Wilson vs ETSU (11/26/2023)
	.875	(7-8)	Latasha Lattimore at Florida St. (02/04/2024)
3 PT FG MADE	5		Shayeann Day-Wilson vs Duke (01/28/2024)
	5		Shayeann Day-Wilson at North Carolina (01/25/2024)
	5		Shayeann Day-Wilson vs ETSU (11/26/2023)
	5		Lemyah Hylton vs Fordham (11/12/2023)
3 PT FG ATTEMPTS	9		Shayeann Day-Wilson vs Florida St. (02/18/2024)
	9		Jaida Patrick vs Clemson (02/08/2024)
	9		Shayeann Day-Wilson vs Duke (01/28/2024)
	9		Shayeann Day-Wilson vs Southern U. (11/17/2023)
3 PT FG PERCENTAGE (min 2 made)	1.000	(5-5)	Shayeann Day-Wilson vs ETSU (11/26/2023)
	1.000	(3-3)	Lemyah Hylton vs Wake Forest (01/07/2024)
	1.000	(2-2)	Shayeann Day-Wilson vs NJIT (12/03/2023)
FREE THROWS MADE	6		Ja'Leah Williams vs Duke (01/28/2024)
	5		Shayeann Day-Wilson at Georgia Tech (02/11/2024)
	5		Lazaria Spearman vs Duke (01/28/2024)
	5		Shayeann Day-Wilson at Virginia Tech (01/11/2024)
	5		Jasmyne Roberts vs Southern U. (11/17/2023)
FREE THROW ATTEMPTS	8		Lazaria Spearman vs Duke (01/28/2024)
	8		Ja'Leah Williams vs Duke (01/28/2024)
	8		Jasmyne Roberts vs Southern U. (11/17/2023)
FREE THROW PERCENTAGE (min 3 made)	1.000	(4-4)	Jasmyne Roberts vs Florida St. (02/18/2024)
	1.000	(4-4)	Latasha Lattimore vs Syracuse (02/15/2024)
	1.000	(4-4)	Latasha Lattimore vs Clemson (02/08/2024)
	1.000	(4-4)	Kyla Oldacre at Wake Forest (02/01/2024)
	1.000	(4-4)	Shayeann Day-Wilson vs Baylor (N) (12/16/2023)
	1.000	(4-4)	Jasmyne Roberts vs NJIT (12/03/2023)
	1.000	(3-3)	Jaida Patrick at Notre Dame (01/14/2024)
	1.000	(3-3)	Jasmyne Roberts at Boston College (01/04/2024)
	1.000	(3-3)	Latasha Lattimore vs ETSU (11/26/2023)
REBOUNDS	15		Lazaria Spearman at Mississippi St. (11/29/2023)
	13		Jasmyne Roberts vs Florida St. (02/18/2024)
ASSISTS	9		Shayeann Day-Wilson vs Jacksonville (11/09/2023)
	8		Ja'Leah Williams at Florida St. (02/04/2024)
	8		Shayeann Day-Wilson vs NJIT (12/03/2023)
	8		Ja'Leah Williams vs Fordham (11/12/2023)
STEALS	7		Ja'Leah Williams vs Jackson St. (12/20/2023)
	5		Lashae Dwyer at Virginia Tech (01/11/2024)
	5		Jaida Patrick vs Jackson St. (12/20/2023)
	5		Lashae Dwyer vs Colgate (11/24/2023)
	5		Jaida Patrick vs Fordham (11/12/2023)

LIVESTATS BY GENIUS SPORTS

Opponent - Individual Game Highs

POINTS	31		Elizabeth Kitley at Virginia Tech (01/11/2024)
	29		Ta'Niya Latson vs Florida St. (02/18/2024)
	25		Hannah Hidalgo at Notre Dame (01/14/2024)
	24		Georgia Woolley vs Syracuse (02/15/2024)
	24		Tonie Morgan at Georgia Tech (02/11/2024)
	24		Amari Robinson vs Clemson (02/08/2024)
FIELD GOALS MADE	13		Ta'Niya Latson vs Florida St. (02/18/2024)
	11		Elizabeth Kitley at Virginia Tech (01/11/2024)
FIELD GOAL ATTEMPTS	22		Ta'Niya Latson vs Florida St. (02/18/2024)
	21		Anaya Peoples vs DePaul (12/08/2023)
FIELD GOAL PERCENTAGE (min 5 made)	.833	(5-6)	Kayla Blackshear at Georgia Tech (02/11/2024)
	.833	(5-6)	Jada Walker vs Baylor (N) (12/16/2023)
3 PT FG MADE	4		Sara Bejedi vs Florida St. (02/18/2024)
	4		Matilda Ekh at Virginia Tech (01/11/2024)
	4		Sarah Andrews vs Baylor (N) (12/16/2023)
	4		Michelle Sidor vs DePaul (12/08/2023)
	4		Debreasha Powe at Mississippi St. (11/29/2023)
3 PT FG ATTEMPTS	10		Sara Bejedi vs Florida St. (02/18/2024)
	10		Georgia Amoore at Virginia Tech (01/11/2024)
	10		Aleighyah Fontenot vs Southern U. (11/17/2023)
	10		Taylor Donaldson vs Fordham (11/12/2023)
3 PT FG PERCENTAGE (min 2 made)	1.000	(3-3)	Merissah Russell vs Louisville (12/31/2023)
	1.000	(2-2)	Madisyn Jordan at Wake Forest (02/01/2024)
	1.000	(2-2)	Andrea Daley at Boston College (01/04/2024)
	1.000	(2-2)	Jayda Curry vs Louisville (12/31/2023)
	1.000	(2-2)	Asiana Britt vs Jacksonville (11/09/2023)
FREE THROWS MADE	8		Makayla Timpson vs Florida St. (02/18/2024)
	8		Deja Kelly at North Carolina (01/25/2024)
	8		Elizabeth Kitley at Virginia Tech (01/11/2024)
FREE THROW ATTEMPTS	10		Dayshanette Harris vs Clemson (02/08/2024)
	10		Deja Kelly at North Carolina (01/25/2024)
	10		Elizabeth Kitley at Virginia Tech (01/11/2024)
FREE THROW PERCENTAGE (min 3 made)	1.000	(6-6)	Ta'Niya Latson at Florida St. (02/04/2024)
	1.000	(5-5)	Taina Mair vs Duke (01/28/2024)
	1.000	(5-5)	Saniya Rivers vs NC State (01/18/2024)
	1.000	(5-5)	Anna DeWolfe at Notre Dame (01/14/2024)
	1.000	(5-5)	Jorie Allen vs DePaul (12/08/2023)
	1.000	(4-4)	Kyra Wood vs Syracuse (02/15/2024)
	1.000	(4-4)	Makayla Timpson at Florida St. (02/04/2024)
	1.000	(4-4)	Zoe Brooks vs NC State (01/18/2024)
	1.000	(4-4)	Sonia Citron at Notre Dame (01/14/2024)
	1.000	(4-4)	Kiki Jefferson vs Louisville (12/31/2023)
	1.000	(4-4)	Jada Walker vs Baylor (N) (12/16/2023)
	1.000	(3-3)	Amari Robinson vs Clemson (02/08/2024)
	1.000	(3-3)	Reigan Richardson vs Duke (01/28/2024)
	1.000	(3-3)	Olivia Cochran vs Louisville (12/31/2023)
	1.000	(3-3)	Ti'Ilan Boler vs Jackson St. (12/20/2023)
	1.000	(3-3)	Brecken Snotherly vs ETSU (11/26/2023)
REBOUNDS	13		Darianna Littlepage-Buggs vs Baylor (N) (12/16/2023)
	12		Nyla Harris vs Louisville (12/31/2023)
ASSISTS	10		Lauren Park-Lane at Mississippi St. (11/29/2023)
	8		O'Mariah Gordon vs Florida St. (02/18/2024)
STEALS	7		Hannah Hidalgo at Notre Dame (01/14/2024)
	4		Maddy Westbeld at Notre Dame (01/14/2024)

Miami (FL) - Individual Game Highs

BLOCKED SHOTS	6		Kyla Oldacre vs Wake Forest (01/07/2024)
	5		Latasha Lattimore vs Wake Forest (01/07/2024)
TURNOVERS	7		Jasmyne Roberts at Florida St. (02/04/2024)
	7		Jasmyne Roberts at Mississippi St. (11/29/2023)
	7		Ja'Leah Williams vs Fordham (11/12/2023)
FOULS	5		Lashae Dwyer vs Florida St. (02/18/2024)
	5		Lashae Dwyer vs Clemson (02/08/2024)
	5		Lazaria Spearman at North Carolina (01/25/2024)
	5		Kyla Oldacre vs NC State (01/18/2024)
	5		Shayeann Day-Wilson at Notre Dame (01/14/2024)
	5		Lashae Dwyer at Notre Dame (01/14/2024)
	5		Lazaria Spearman at Virginia Tech (01/11/2024)
	5		Lemyah Hylton vs ETSU (11/26/2023)

LIVESTATS BY GENIUS SPORTS

Opponent - Individual Game Highs

BLOCKED SHOTS	4		Kylee Watson at Notre Dame (01/14/2024)
	3		Makayla Timpson vs Florida St. (02/18/2024)
	3		Kyra Wood vs Syracuse (02/15/2024)
	3		Angel Jackson vs Jackson St. (12/20/2023)
	3		Nyayongah Gony at Mississippi St. (11/29/2023)
TURNOVERS	12		Keshuna Luckett vs Jackson St. (12/20/2023)
	9		Andrea Daley at Boston College (01/04/2024)
	9		Taya Davis vs Fordham (11/12/2023)
FOULS	5		Maria Gakdeng at North Carolina (01/25/2024)
	5		Anaya Peoples vs DePaul (12/08/2023)
	5		Jerkaila Jordan at Mississippi St. (11/29/2023)
	5		Jada Jones vs Jacksonville (11/09/2023)

TEAM GAME HIGHS/LOWS

Miami (FL) - Game Highs

POINTS	87		NJIT (12/03/2023)
	81		Alabama St. (12/28/2023)
	81		Jacksonville (11/09/2023)
	78		Fordham (11/12/2023)
	77		Wake Forest (01/07/2024)
FIELD GOALS MADE	34		NJIT (12/03/2023)
	33		Fordham (11/12/2023)
FIELD GOAL ATTEMPTS	74		Florida St. (02/18/2024)
	70		Jacksonville (11/09/2023)
FIELD GOAL PERCENTAGE	.576	(34-59)	NJIT (12/03/2023)
	.575	(23-40)	ETSU (11/26/2023)
3 PT FG MADE	12		at North Carolina (01/25/2024)
	11		at Mississippi St. (11/29/2023)
	11		Fordham (11/12/2023)
3 PT FG ATTEMPTS	31		Jacksonville (11/09/2023)
	30		Clemson (02/08/2024)
	30		at North Carolina (01/25/2024)
3 PT FG PERCENTAGE	.563	(9-16)	ETSU (11/26/2023)
	.500	(11-22)	at Mississippi St. (11/29/2023)
FREE THROWS MADE	14		Duke (01/28/2024)
	13		Alabama St. (12/28/2023)
	13		ETSU (11/26/2023)
FREE THROW ATTEMPTS	22		DePaul (12/08/2023)
	20		Duke (01/28/2024)
	20		Alabama St. (12/28/2023)
	20		Southern U. (11/17/2023)
FREE THROW PERCENTAGE	.875	(7-8)	at Wake Forest (02/01/2024)
	.833	(10-12)	Syracuse (02/15/2024)
REBOUNDS	51		Florida St. (02/18/2024)
	49		at Mississippi St. (11/29/2023)
ASSISTS	19		NJIT (12/03/2023)
	19		Fordham (11/12/2023)
STEALS	19		Jackson St. (12/20/2023)
	18		Fordham (11/12/2023)
BLOCKED SHOTS	13		Wake Forest (01/07/2024)
	7		NJIT (12/03/2023)
TURNOVERS	26		at Notre Dame (01/14/2024)
	25		Fordham (11/12/2023)
FOULS	24		at Notre Dame (01/14/2024)
	23		Louisville (12/31/2023)

Opponent - Game Highs

POINTS	77		Louisville (12/31/2023)
	76		at Virginia Tech (01/11/2024)
	75		at Florida St. (02/04/2024)
	75		vs Baylor (N) (12/16/2023)
	74		Florida St. (02/18/2024)
FIELD GOALS MADE	29		Syracuse (02/15/2024)
	28		Louisville (12/31/2023)
	28		vs Baylor (N) (12/16/2023)
FIELD GOAL ATTEMPTS	67		Florida St. (02/18/2024)
	66		Syracuse (02/15/2024)
	66		DePaul (12/08/2023)
FIELD GOAL PERCENTAGE	.500	(28-56)	Louisville (12/31/2023)
	.459	(28-61)	vs Baylor (N) (12/16/2023)
3 PT FG MADE	12		at Mississippi St. (11/29/2023)
	10		at Florida St. (02/04/2024)
	10		vs Baylor (N) (12/16/2023)
3 PT FG ATTEMPTS	30		at Mississippi St. (11/29/2023)
	29		ETSU (11/26/2023)
3 PT FG PERCENTAGE	.556	(5-9)	Louisville (12/31/2023)
	.500	(10-20)	vs Baylor (N) (12/16/2023)
FREE THROWS MADE	19		at Notre Dame (01/14/2024)
	19		at Virginia Tech (01/11/2024)
FREE THROW ATTEMPTS	23		at Virginia Tech (01/11/2024)
	22		at Notre Dame (01/14/2024)
FREE THROW PERCENTAGE	.933	(14-15)	DePaul (12/08/2023)
	.895	(17-19)	NC State (01/18/2024)
REBOUNDS	43		DePaul (12/08/2023)
	41		at Notre Dame (01/14/2024)
	41		at Virginia Tech (01/11/2024)
ASSISTS	21		at Mississippi St. (11/29/2023)
	18		Syracuse (02/15/2024)
	18		Duke (01/28/2024)
	18		at Virginia Tech (01/11/2024)
	18		vs Baylor (N) (12/16/2023)
STEALS	15		at Notre Dame (01/14/2024)
	15		Fordham (11/12/2023)
BLOCKED SHOTS	6		Syracuse (02/15/2024)
	6		Jackson St. (12/20/2023)
TURNOVERS	31		Fordham (11/12/2023)
	28		Jackson St. (12/20/2023)
FOULS	19		Alabama St. (12/28/2023)
	18		at Georgia Tech (02/11/2024)
	18		Louisville (12/31/2023)

Miami (FL) - Game Lows

POINTS	52		at Virginia Tech (01/11/2024)
	57		vs Baylor (N) (12/16/2023)
	59		at Notre Dame (01/14/2024)
	59		Jackson St. (12/20/2023)
	60		Syracuse (02/15/2024)
FIELD GOALS MADE	20		Duke (01/28/2024)
	21		at North Carolina (01/25/2024)
	21		Jackson St. (12/20/2023)
FIELD GOAL ATTEMPTS	40		ETSU (11/26/2023)
	49		Duke (01/28/2024)
FIELD GOAL PERCENTAGE	.333	(21-63)	Jackson St. (12/20/2023)
	.349	(22-63)	vs Baylor (N) (12/16/2023)
3 PT FG MADE	3		at Georgia Tech (02/11/2024)
	3		at Virginia Tech (01/11/2024)
	3		at Boston College (01/04/2024)
	3		vs Baylor (N) (12/16/2023)
3 PT FG ATTEMPTS	12		Colgate (11/24/2023)
	13		at Georgia Tech (02/11/2024)
3 PT FG PERCENTAGE	.167	(4-24)	Southern U. (11/17/2023)
	.167	(3-18)	at Virginia Tech (01/11/2024)
FREE THROWS MADE	1		Fordham (11/12/2023)
	4		at Florida St. (02/04/2024)
FREE THROW ATTEMPTS	2		Fordham (11/12/2023)
	6		at Florida St. (02/04/2024)
FREE THROW PERCENTAGE	.385	(5-13)	at Mississippi St. (11/29/2023)
	.450	(9-20)	Southern U. (11/17/2023)
REBOUNDS	27		Louisville (12/31/2023)
	31		Duke (01/28/2024)
ASSISTS	8		vs Baylor (N) (12/16/2023)
	8		ETSU (11/26/2023)
STEALS	2		ETSU (11/26/2023)
	3		at Mississippi St. (11/29/2023)
BLOCKED SHOTS	1		at Georgia Tech (02/11/2024)
	1		at Florida St. (02/04/2024)
	1		at North Carolina (01/25/2024)
	1		at Mississippi St. (11/29/2023)
	1		Colgate (11/24/2023)
	1		Jacksonville (11/09/2023)
TURNOVERS	9		DePaul (12/08/2023)
	11		Jacksonville (11/09/2023)
FOULS	10		Alabama St. (12/28/2023)
	11		at Wake Forest (02/01/2024)
	11		Colgate (11/24/2023)

Opponent - Game Lows

POINTS	36		Alabama St. (12/28/2023)
	39		Fordham (11/12/2023)
	43		NJIT (12/03/2023)
	44		ETSU (11/26/2023)
	47		Wake Forest (01/07/2024)
FIELD GOALS MADE	12		ETSU (11/26/2023)
	13		Alabama St. (12/28/2023)
FIELD GOAL ATTEMPTS	48		Alabama St. (12/28/2023)
	49		Colgate (11/24/2023)
FIELD GOAL PERCENTAGE	.211	(12-57)	ETSU (11/26/2023)
	.271	(13-48)	Alabama St. (12/28/2023)
3 PT FG MADE	2		NJIT (12/03/2023)
	4		Duke (01/28/2024)
	4		at North Carolina (01/25/2024)
	4		Jacksonville (11/09/2023)
3 PT FG ATTEMPTS	9		Louisville (12/31/2023)
	11		Jacksonville (11/09/2023)
3 PT FG PERCENTAGE	.154	(2-13)	NJIT (12/03/2023)
	.185	(5-27)	at Georgia Tech (02/11/2024)
FREE THROWS MADE	0		Fordham (11/12/2023)
	1		Southern U. (11/17/2023)
FREE THROW ATTEMPTS	0		Fordham (11/12/2023)
	3		Colgate (11/24/2023)
	3		Southern U. (11/17/2023)
FREE THROW PERCENTAGE	.333	(1-3)	Southern U. (11/17/2023)
REBOUNDS	14		Alabama St. (12/28/2023)
	23		at Mississippi St. (11/29/2023)
ASSISTS	6		Fordham (11/12/2023)
	8		ETSU (11/26/2023)
STEALS	2		at Wake Forest (02/01/2024)
	4		vs Baylor (N) (12/16/2023)
	4		NJIT (12/03/2023)
BLOCKED SHOTS	0		Clemson (02/08/2024)
	0		at Virginia Tech (01/11/2024)
TURNOVERS	10		at Mississippi St. (11/29/2023)
	11		DePaul (12/08/2023)
FOULS	5		Fordham (11/12/2023)
	8		at Florida St. (02/04/2024)

POINTS-REBOUNDS-ASSISTS

Opponent	Date	Score		1 HYLTON,LEM	4 ROBERTS,JA	5 PATRICK,JA	12 WILLIAMS,J	13 DWYER,LASH	21 STEDMAN,AL	30 DAY-WILSON	32 SPEARMAN,L	35 LATTIMORE,	44 OLDACRE,KY
Jacksonville	11/09/2023	81-53	W	14-3-1	14-7-0	2-5-1	9-0-1	13-4-1	6-1-0	6-4-9	13-6-1	DNP	4-4-2
Fordham	11/12/2023	78-39	W	17-1-1	6-7-1	14-8-0	7-3-8	7-3-2	5-1-0	7-1-6	8-4-0	DNP	7-8-1
Southern U.	11/17/2023	61-57	W	0-4-0	17-4-3	7-5-0	9-3-3	5-2-2	0-3-0	13-3-2	DNP	DNP	10-8-0
Colgate	11/24/2023	67-49	W	3-2-0	13-3-1	9-0-3	7-3-2	10-3-3	3-0-0	8-2-5	10-9-2	2-1-0	2-3-1
ETSU	11/26/2023	68-44	W	6-1-1	4-1-2	7-4-0	9-2-1	3-1-1	6-1-0	19-2-3	5-7-0	5-2-0	4-6-0
at Mississippi St.	11/29/2023	74-68	W	16-0-2	15-9-1	3-0-2	2-6-2	5-2-3	0-0-0	10-4-6	11-15-0	8-6-0	4-3-1
NJIT	12/03/2023	87-43	W	11-1-0	12-7-1	12-5-3	DNP	10-4-2	5-0-1	10-1-8	8-4-2	10-4-1	9-5-1
DePaul	12/08/2023	75-70	W	11-1-2	16-7-1	15-5-2	2-1-2	6-4-2	0-0-0	12-5-2	1-5-0	2-2-0	10-7-1
vs Baylor	12/16/2023	57-75	L	0-1-0	5-3-0	4-2-0	6-6-3	6-1-3	11-2-0	12-7-2	2-2-0	0-1-0	11-6-0
Jackson St.	12/20/2023	59-52	W	0-1-0	10-5-1	15-2-2	12-2-4	4-5-3	3-1-0	0-1-0	9-6-1	2-1-0	4-4-0
Alabama St.	12/28/2023	81-36	W	2-5-0	9-8-2	1-2-0	14-3-3	13-3-2	2-1-4	4-5-4	14-10-0	13-1-0	9-6-0
Louisville	12/31/2023	72-77	L	12-3-2	10-3-1	9-2-2	11-3-3	10-0-1	2-0-0	10-1-2	4-6-0	2-2-1	2-2-1
at Boston College	01/04/2024	64-70	L	7-3-0	9-4-0	11-5-2	10-2-2	6-2-3	2-0-1	5-2-1	2-1-0	1-0-0	11-9-1
Wake Forest	01/07/2024	77-47	W	11-3-1	21-5-2	7-4-2	4-5-5	9-1-2	2-2-0	9-1-3	0-0-0	8-3-1	6-8-1
at Virginia Tech	01/11/2024	52-76	L	0-3-0	9-4-0	0-4-1	10-8-2	8-6-2	0-0-0	19-2-4	2-2-0	2-2-0	2-2-1
at Notre Dame	01/14/2024	59-70	L	7-2-0	2-6-3	15-6-1	6-3-0	9-0-2	0-0-1	11-2-3	7-9-0	0-5-2	2-5-0
NC State	01/18/2024	73-59	W	0-0-0	18-5-1	6-4-1	3-5-5	18-6-2	0-0-0	18-1-3	10-8-0	0-4-1	0-1-2
at North Carolina	01/25/2024	61-66	L	2-0-0	4-4-1	10-7-2	5-5-1	9-3-1	6-1-3	18-2-2	6-9-0	0-0-0	1-3-0
Duke	01/28/2024	64-58	W	0-2-0	9-4-1	7-4-2	16-7-1	1-1-2	3-1-0	17-0-3	7-8-1	DNP	4-3-1
at Wake Forest	02/01/2024	72-54	W	9-1-3	15-3-2	6-6-2	2-6-3	4-1-0	2-0-0	15-1-4	2-3-0	9-2-1	8-5-1
at Florida St.	02/04/2024	68-75	L	15-1-0	12-4-2	5-12-1	6-4-8	2-1-2	DNP	12-4-4	2-3-0	14-1-1	0-1-0
Clemson	02/08/2024	75-72	Wot	2-0-0	2-2-3	9-2-2	11-9-5	7-2-0	0-1-1	17-5-5	14-7-1	9-6-1	4-5-0
at Georgia Tech	02/11/2024	62-60	W	DNP	14-5-1	6-7-2	9-2-2	1-3-0	0-1-0	17-4-3	6-7-1	3-3-0	6-5-0
Syracuse	02/15/2024	60-71	L	DNP	4-2-3	9-4-2	9-4-2	2-0-2	DNP	11-1-2	6-6-0	10-6-1	9-6-0
Florida St.	02/18/2024	68-74	L	DNP	15-13-4	7-3-0	6-6-2	6-7-1	0-0-0	21-5-3	2-5-1	11-4-1	0-2-0

BOX SCORES

Official Basketball Box Score - Final

Jacksonville at #25 Miami (FL)

11/09/23 Watsco Center, Coral Gables, Fla.

2023-24 Women's Basketball

Game Time: 11:00 AM
Game Duration: 1:46
Attendance: 3,851

Officials: Brandon Enterline, Kelsey Reynolds, Natasha Brown

Jacksonville - 53 — **Record: 1-1**

NO.	Name		Min	FG M-A	3P M-A	FT M-A	Rebounds OR	DR	TOT	Fouls PF	FD	TP	AS	TO	ST	Blocks BS	BA	+/-
4	Makayla Edwards	F	32:06	2-5	0-1	1-2	0	3	3	3	2	5	3	4	2	0	0	-34
15	Saniyah Craig	F	23:49	5-8	0-1	1-2	2	1	3	0	2	11	1	4	0	1	0	-18
3	Sana'a Garrett	G	10:35	0-2	0-0	0-0	0	1	1	4	1	0	2	0	1	0	0	0
10	Edyn Battle	G	28:32	7-15	0-0	2-4	1	4	5	1	4	16	1	6	2	0	0	-21
12	Jalisa Dunlap	G	30:09	1-6	1-4	1-2	0	7	7	1	2	4	0	2	0	0	0	-21
5	Bre'yanna Frazier		17:00	1-3	0-1	0-0	0	0	0	1	1	2	1	2	0	0	0	-18
2	Kyshonna Brown		21:17	1-5	0-0	0-0	1	2	3	0	0	2	0	2	0	0	1	-11
24	Jada Jones		14:44	2-2	0-0	0-0	0	0	0	5	1	4	0	1	0	1	0	-10
1	Isamery Telleria Agramonte		10:53	1-2	1-2	0-0	0	1	1	0	0	3	0	0	0	0	0	-3
13	Asiana Britt		10:55	2-2	2-2	0-0	0	3	3	0	0	6	2	1	0	0	0	-4
Team							4	4	8			0		3				
Totals				22-50	4-11	5-10	8	26	34	15	13	53	10	25	5	2	1	-28

Technical Fouls::NONE

Shooting By Period		
1st FG%	6-12	50.0%
3PT%	1-1	100.0%
FT%	0-0	0%
2nd FG%	5-10	50.0%
3PT%	0-3	0.0%
FT%	2-4	50%
3rd FG%	3-14	21.4%
3PT%	0-2	0.0%
FT%	0-0	0%
4th FG%	8-14	57.1%
3PT%	3-5	60.0%
FT%	3-6	50%
GM FG%	22-50	44.0%
3PT%	4-11	36.4%
FT%	5-10	50.0%

Dead Ball Rebounds: 3, 0

#25 Miami (FL) - 81 — **Record: 1-0**

NO.	Name		Min	FG M-A	3P M-A	FT M-A	Rebounds OR	DR	TOT	Fouls PF	FD	TP	AS	TO	ST	Blocks BS	BA	+/-
44	Kyla Oldacre	C	19:41	2-4	0-0	0-0	2	2	4	2	1	4	2	0	1	0	0	8
4	Jasmyne Roberts	G	22:44	6-8	2-4	0-0	3	4	7	2	1	14	0	2	2	0	0	22
5	Jaida Patrick	G	21:56	1-6	0-3	0-0	2	3	5	2	1	2	1	4	0	1	0	9
12	Ja'Leah Williams	G	23:29	3-5	1-3	2-2	0	0	0	2	3	9	1	1	4	0	0	19
13	Lashae Dwyer	G	22:37	6-11	1-3	0-0	2	2	4	2	1	13	1	1	2	0	0	25
1	Lemyah Hylton		21:17	6-10	2-5	0-0	0	3	3	0	0	14	1	0	1	0	1	14
32	Lazaria Spearman		20:19	4-9	1-2	4-7	4	2	6	1	5	13	1	1	0	0	1	20
30	Shayeann Day-Wilson		29:42	2-8	1-3	1-2	1	3	4	0	2	6	9	1	2	0	0	17
21	Ally Stedman		18:15	2-9	2-8	0-0	0	1	1	2	1	6	0	1	2	0	0	6
Team							0	2	2			0		0				
Totals				32-70	10-31	7-11	14	22	36	13	15	81	16	11	14	1	2	28

Technical Fouls::NONE

Shooting By Period		
1st FG%	8-19	42.1%
3PT%	1-7	14.3%
FT%	0-0	0%
2nd FG%	8-18	44.4%
3PT%	2-8	25.0%
FT%	3-5	60%
3rd FG%	6-16	37.5%
3PT%	1-5	20.0%
FT%	4-6	66.7%
4th FG%	10-17	58.8%
3PT%	6-11	54.5%
FT%	0-0	0%
GM FG%	32-70	45.7%
3PT%	10-31	32.3%
FT%	7-11	63.6%

Dead Ball Rebounds: 2, 0

	JAX	MIA
Biggest lead	0 (1st 10:00)	33 (4th 7:02)
Best Scoring Run	7(4th 5:37)	9(3rd 5:59)
Lead Changes	0	
Times Tied	1	
Time with Lead	00:00	39:05

Points from	JAX	MIA
Turnovers	5	30
Paint	34	42
Second Chance	9	16
Fast Breaks	4	12
Bench	17	39

Period by Period Scoring	1st	2nd	3rd	4th	TOT
JAX	13	12	6	22	53
MIA	17	21	17	26	81

Official Basketball Box Score - Final

Fordham at Miami (FL)

11/12/23 Watsco Center, Coral Gables, Fla.

2023-24 Women's Basketball

Game Time: 2:00 PM
Game Duration: 1:40
Attendance: 2,515

Officials: Angelica Suffren, Roy Jackson, Linda Miles

Fordham - 39 — **Record: 2-1**

NO.	Name		Min	FG M-A	3P M-A	FT M-A	Rebounds OR	DR	TOT	Fouls PF	FD	TP	AS	TO	ST	Blocks BS	BA	+/-
10	Rose Nelson	F	18:02	0-1	0-1	0-0	0	0	0	0	0	0	1	1	2	0	0	-21
24	Aminata Ly	C	12:01	1-1	0-0	0-0	1	0	1	1	1	2	0	3	1	0	0	-16
3	Taylor Donaldson	G	33:50	5-20	3-10	0-0	2	3	5	0	1	13	0	3	2	0	1	-28
8	Emy Hayford	G	35:18	3-13	0-4	0-0	2	3	5	2	2	6	2	7	4	1	1	-41
11	Mandy McGurk	G	19:36	0-4	0-4	0-0	0	0	0	0	1	0	0	1	0	0	0	-19
30	Maranda Nyborg		21:08	2-5	0-0	0-0	0	0	0	1	0	4	1	3	1	1	0	-21
1	Matilda Flood		19:33	2-5	1-2	0-0	2	2	4	1	2	5	1	2	2	0	1	-10
4	Taya Davis		25:01	3-9	1-3	0-0	1	4	5	0	2	7	1	9	2	0	1	-31
34	Kailah Harris		15:31	1-3	0-0	0-0	1	3	4	0	3	2	0	1	1	1	0	-8
Team							7	1	8			0		1				
Totals				17-61	5-24	0-0	16	16	32	5	12	39	6	31	15	3	4	-39

Technical Fouls::NONE

Shooting By Period		
1st FG%	3-12	25.0%
3PT%	2-6	33.3%
FT%	0-0	0%
2nd FG%	4-20	20.0%
3PT%	0-8	0.0%
FT%	0-0	0%
3rd FG%	4-13	30.8%
3PT%	1-4	25.0%
FT%	0-0	0%
4th FG%	6-16	37.5%
3PT%	2-6	33.3%
FT%	0-0	0%
GM FG%	17-61	27.9%
3PT%	5-24	20.8%
FT%	0-0	0.0%

Dead Ball Rebounds: 0, 0

Miami (FL) - 78 — **Record: 2-0**

NO.	Name		Min	FG M-A	3P M-A	FT M-A	Rebounds OR	DR	TOT	Fouls PF	FD	TP	AS	TO	ST	Blocks BS	BA	+/-
32	Lazaria Spearman	F	22:39	4-9	0-0	0-0	2	2	4	2	1	8	0	4	2	1	1	4
4	Jasmyne Roberts	G	24:57	3-4	0-1	0-0	1	6	7	0	0	6	1	2	3	1	0	15
5	Jaida Patrick	G	27:02	6-9	2-4	0-0	2	6	8	1	1	14	0	5	5	1	1	21
12	Ja'Leah Williams	G	22:09	3-5	1-1	0-0	1	2	3	0	0	7	8	7	3	1	0	18
13	Lashae Dwyer	G	25:33	3-8	1-2	0-0	1	2	3	0	1	7	2	1	4	0	1	28
1	Lemyah Hylton		20:06	6-9	5-8	0-0	0	1	1	4	0	17	1	2	1	0	0	25
30	Shayeann Day-Wilson		23:27	3-6	1-4	0-0	0	1	1	3	0	7	6	3	0	0	0	26
44	Kyla Oldacre		18:54	3-5	0-0	1-2	2	6	8	2	2	7	1	1	0	0	0	35
21	Ally Stedman		15:13	2-5	1-4	0-0	0	1	1	0	0	5	0	0	0	0	0	23
Team							2	1	3			0		0				
Totals				33-60	11-24	1-2	11	28	39	12	5	78	19	25	18	4	3	39

Technical Fouls::NONE

Shooting By Period		
1st FG%	11-17	64.7%
3PT%	1-3	33.3%
FT%	0-0	0%
2nd FG%	8-16	50.0%
3PT%	4-10	40.0%
FT%	1-2	50%
3rd FG%	7-13	53.8%
3PT%	2-4	50.0%
FT%	0-0	0%
4th FG%	7-14	50.0%
3PT%	4-7	57.1%
FT%	0-0	0%
GM FG%	33-60	55.0%
3PT%	11-24	45.8%
FT%	1-2	50.0%

Dead Ball Rebounds: 1, 0

	FORD	MIA
Biggest lead	0 (1st 10:00)	39 (4th 0:06)
Best Scoring Run	5(4th 4:59)	17(2nd 9:02)
Lead Changes	0	
Times Tied	0	
Time with Lead	00:00	39:37

Points from	FORD	MIA
Turnovers	9	30
Paint	22	34
Second Chance	4	11
Fast Breaks	0	13
Bench	18	36

Period by Period Scoring	1st	2nd	3rd	4th	TOT
FORD	8	8	9	14	39
MIA	23	21	16	18	78

Official Basketball Box Score - Final

Southern U. at Miami (FL)

11/17/23 Watsco Center, Coral Gables

2023-24 Women's Basketball

Game Time: 5:00 PM
Game Duration: 2:04
Attendance: 2,188

Officials: Meadow Overstreet, Nic Cappel, Tasha Smith

Southern U. - 57 — **Record: 0-4**

NO.	Name		Min	FG M-A	3P M-A	FT M-A	Rebounds OR	DR	TOT	Fouls PF	FD	TP	AS	TO	ST	Blocks BS	BA	+/-
15	Sky Castro	F	24:19	3-4	0-0	0-0	6	2	8	3	1	6	0	2	0	1	0	-1
2	Aleighyah Fontenot	G	35:28	4-13	2-10	1-1	1	2	3	4	1	11	4	3	2	0	0	1
4	Chloe Fleming	G	25:37	2-6	0-0	0-0	0	2	2	2	5	4	6	4	2	0	1	4
14	Soniyah Reed	G	30:57	5-12	2-4	0-0	2	4	6	3	0	12	1	1	0	1	1	3
22	Sirviva Legions	G	30:13	5-8	1-1	0-1	1	1	2	1	2	11	1	3	1	0	2	-2
21	Tionna Lidge		15:41	5-8	0-0	0-1	2	4	6	3	3	10	1	0	0	1	0	-3
11	Cayla Obillo		14:23	0-1	0-0	0-0	0	1	1	1	0	0	1	2	0	0	1	-8
24	Kyanna Morgan		23:22	1-12	1-7	0-0	3	5	8	0	0	3	0	2	1	0	0	-14
Team							2	2	4			0		2				
Totals				25-64	6-22	1-3	17	23	40	17	12	57	14	19	6	3	5	-4

Technical Fouls::NONE

Shooting By Period		
1st FG%	6-16	37.5%
3PT%	3-6	50.0%
FT%	0-1	0%
2nd FG%	5-17	29.4%
3PT%	0-5	0.0%
FT%	0-0	0%
3rd FG%	9-16	56.3%
3PT%	2-3	66.7%
FT%	0-1	0%
4th FG%	5-15	33.3%
3PT%	1-8	12.5%
FT%	1-1	100%
GM FG%	25-64	39.1%
3PT%	6-22	27.3%
FT%	1-3	33.3%

Dead Ball Rebounds: 1, 0

Miami (FL) - 61 — **Record: 3-0**

NO.	Name		Min	FG M-A	3P M-A	FT M-A	Rebounds OR	DR	TOT	Fouls PF	FD	TP	AS	TO	ST	Blocks BS	BA	+/-
44	Kyla Oldacre	C	30:54	5-7	0-0	0-5	7	1	8	1	5	10	0	0	1	3	1	-1
4	Jasmyne Roberts	G	30:43	5-15	2-5	5-8	2	2	4	2	5	17	3	1	3	1	0	0
5	Jaida Patrick	G	22:38	3-5	0-1	1-2	4	1	5	0	1	7	0	1	0	1	1	4
12	Ja'Leah Williams	G	31:11	4-9	0-2	1-1	1	2	3	3	1	9	3	3	2	0	1	8
13	Lashae Dwyer	G	16:58	2-6	0-2	1-1	1	1	2	2	2	5	2	3	0	0	0	-7
30	Shayeann Day-Wilson		33:33	5-15	2-9	1-3	0	3	3	2	3	13	2	4	3	0	0	5
1	Lemyah Hylton		19:20	0-2	0-2	0-0	1	3	4	1	0	0	0	1	1	0	0	-2
21	Ally Stedman		14:43	0-3	0-3	0-0	0	3	3	1	0	0	0	0	0	0	0	13
Team							2	3	5			0		0				
Totals				24-62	4-24	9-20	18	19	37	12	17	61	10	13	10	5	3	4

Technical Fouls::NONE

Shooting By Period		
1st FG%	6-18	33.3%
3PT%	1-9	11.1%
FT%	3-8	37.5%
2nd FG%	6-14	42.9%
3PT%	0-6	0.0%
FT%	3-3	100%
3rd FG%	4-12	33.3%
3PT%	1-2	50.0%
FT%	1-1	100%
4th FG%	8-18	44.4%
3PT%	2-7	28.6%
FT%	2-8	25%
GM FG%	24-62	38.7%
3PT%	4-24	16.7%
FT%	9-20	45.0%

Dead Ball Rebounds: 8, 4

	SOU	MIA
Biggest lead	6 (3rd 0:35)	7 (3rd 6:54)
Best Scoring Run	9(3rd 0:35)	7(4th 8:03)
Lead Changes	8	
Times Tied	5	
Time with Lead	10:36	25:09

Points from	SOU	MIA
Turnovers	12	20
Paint	30	34
Second Chance	8	13
Fast Breaks	5	6
Bench	13	13

Period by Period Scoring	1st	2nd	3rd	4th	TOT
SOU	15	10	20	12	57
MIA	16	15	10	20	61

Official Basketball Box Score - Final

Colgate at Miami (FL)

11/24/23 Watsco Center, Coral Gables, Fla.

2023-24 Women's Basketball

Game Time: 4:00 PM
Game Duration: 1:43
Attendance: 2,169

Officials: Maj Forsberg, Alexis Perez, Kelsey Reynolds

Colgate - 49 — **Record: 3-1**

NO.	Name		Min	FG M-A	3P M-A	FT M-A	Rebounds OR	DR	TOT	Fouls PF	FD	TP	AS	TO	ST	Blocks BS	BA	+/-
11	Tiasia McMillan	F	34:25	1-6	0-0	0-0	2	2	4	0	0	2	1	2	2	0	0	-16
13	Sophia Diehl	F	17:32	0-5	0-2	0-0	0	6	6	1	1	0	0	4	0	0	0	1
3	Alexa Brodie	G	28:27	3-5	1-2	1-2	1	2	3	2	4	8	4	2	0	0	0	-7
4	Madison Schiller	G	35:32	5-7	2-3	0-0	0	3	3	1	1	12	4	4	1	0	1	-19
5	Taylor Golembiewski	G	32:55	6-14	2-6	0-0	2	0	2	3	2	14	2	4	3	1	0	-18
1	Morgan McMahon		20:35	4-9	2-4	1-1	0	0	0	1	2	11	1	2	1	0	0	-11
2	Christina Midgette		16:26	0-1	0-0	0-0	0	3	3	1	1	0	0	1	1	1	0	-12
25	Ella Meabon		09:38	1-2	0-0	0-0	0	0	0	0	0	2	1	0	0	0	0	-6
0	Amarah Streiff		02:56	0-0	0-0	0-0	0	0	0	0	0	0	0	0	0	0	0	-4
41	Abbey Ferguson		01:34	0-0	0-0	0-0	1	0	1	0	0	0	1	0	0	0	0	2
Team							1	3	4			0		4				
Totals				20-49	7-17	2-3	7	19	26	9	11	49	14	23	8	2	1	-18

Technical Fouls::NONE

Shooting By Period		
1st FG%	7-11	63.6%
3PT%	4-7	57.1%
FT%	0-0	0%
2nd FG%	3-13	23.1%
3PT%	1-3	33.3%
FT%	0-0	0%
3rd FG%	3-12	25.0%
3PT%	0-2	0.0%
FT%	1-2	50%
4th FG%	7-13	53.8%
3PT%	2-5	40.0%
FT%	1-1	100%
GM FG%	20-49	40.8%
3PT%	7-17	41.2%
FT%	2-3	66.7%

Dead Ball Rebounds: 0, 0

Miami (FL) - 67 — **Record: 4-0**

NO.	Name		Min	FG M-A	3P M-A	FT M-A	Rebounds OR	DR	TOT	Fouls PF	FD	TP	AS	TO	ST	Blocks BS	BA	+/-
44	Kyla Oldacre	C	10:45	1-4	0-0	0-0	2	1	3	2	0	2	1	4	1	0	0	-1
4	Jasmyne Roberts	G	26:49	5-9	1-1	2-3	1	2	3	0	2	13	1	3	0	0	1	6
5	Jaida Patrick	G	27:29	2-3	1-2	4-7	0	0	0	0	4	9	3	1	3	1	0	15
12	Ja'Leah Williams	G	27:28	3-7	0-0	1-2	1	2	3	2	1	7	2	2	2	0	1	10
13	Lashae Dwyer	G	27:20	4-6	1-1	1-1	0	3	3	1	1	10	3	3	5	0	0	11
30	Shayeann Day-Wilson		28:40	4-8	0-3	0-0	0	2	2	1	0	8	5	1	1	0	0	20
32	Lazaria Spearman		22:09	5-7	0-0	0-1	3	6	9	0	1	10	2	2	1	0	0	18
1	Lemyah Hylton		15:31	1-4	1-3	0-0	1	1	2	2	0	3	0	2	0	0	0	6
21	Ally Stedman		08:17	1-2	1-2	0-0	0	0	0	1	0	3	0	0	0	0	0	3
35	Latasha Lattimore		05:32	1-2	0-0	0-0	0	1	1	2	0	2	0	1	0	0	0	2
Team							2	5	7			0		0				
Totals				27-52	5-12	8-14	10	23	33	11	9	67	17	19	13	1	2	18

Technical Fouls::NONE

Shooting By Period		
1st FG%	6-13	46.2%
3PT%	0-1	0.0%
FT%	0-0	0%
2nd FG%	5-12	41.7%
3PT%	2-5	40.0%
FT%	1-2	50%
3rd FG%	8-14	57.1%
3PT%	1-3	33.3%
FT%	1-5	20%
4th FG%	8-13	61.5%
3PT%	2-3	66.7%
FT%	6-7	85.7%
GM FG%	27-52	51.9%
3PT%	5-12	41.7%
FT%	8-14	57.1%

Dead Ball Rebounds: 2, 0

	COL	MIA
Biggest lead	6 (1st 0:26)	21 (4th 0:29)
Best Scoring Run	6(1st 2:27)	8(3rd 0:52)
Lead Changes	11	
Times Tied	2	
Time with Lead	14:28	22:31

Points from	COL	MIA
Turnovers	17	29
Paint	16	32
Second Chance	8	4
Fast Breaks	0	23
Bench	13	26

Period by Period Scoring	1st	2nd	3rd	4th	TOT
COL	18	7	7	17	49
MIA	12	13	18	24	67

BOX SCORES

Official Basketball Box Score - Final
ETSU at Miami (FL)
11/26/23 Watsco Center, Coral Gables, Fla.
2023-24 Women's Basketball

Game Time: 1:30 PM
Game Duration: 1:56
Attendance: 2,038

Officials: Maj Forsberg, Tommi Paris, Sarah Williams

ETSU - 44 Record: 4-2

NO.	Name		Min	FG M-A	3P M-A	FT M-A	Rebounds OR	DR	TOT	Fouls PF	FD	TP	AS	TO	ST	Blocks BS	BA	+/-
24	Jakhyia Davis	C	21:55	0-4	0-0	2-2	5	1	6	3	2	2	1	0	0	0	2	-11
0	Nevaeh Brown	G	31:40	3-14	1-3	2-4	1	2	3	1	5	9	1	3	0	0	1	-18
10	Courtney Moore	G	25:02	1-11	1-7	0-0	1	1	2	3	2	3	1	3	2	0	0	-17
11	Breanne Beatty	G	27:37	2-8	1-6	1-2	1	3	4	1	2	6	1	0	0	0	1	-7
12	Kendall Folley	G	31:29	2-10	2-6	2-4	1	0	1	0	5	8	4	3	2	0	2	-19
20	Meghan Downing		13:08	1-1	0-0	0-0	2	1	3	4	0	2	0	1	0	0	0	-8
2	Journee McDaniel		19:32	1-6	0-4	0-0	0	3	3	1	0	2	0	0	0	0	0	-17
5	Jalleyah Cotton		14:13	1-1	1-1	1-4	0	1	1	1	2	4	0	0	2	0	0	-8
3	Brecken Snotherly		07:02	1-2	1-2	3-3	0	2	2	0	1	6	0	0	0	0	0	-6
15	Samiah Puckett		04:57	0-0	0-0	2-2	0	1	1	1	1	2	0	0	0	1	0	-5
4	Meleah Kirtner		03:25	0-0	0-0	0-0	0	0	0	0	0	0	0	0	0	0	0	-4
Team							5	1	6			0		2				
Totals				12-57	7-29	13-21	16	16	32	15	20	44	8	12	6	1	6	-24

Technical Fouls::NONE

Shooting By Period		
1st	FG%	4-13 30.8%
	3PT%	3-9 33.3%
	FT%	1-6 16.7%
2nd	FG%	4-16 25.0%
	3PT%	1-9 11.1%
	FT%	0-0 0%
3rd	FG%	2-16 12.5%
	3PT%	2-5 40.0%
	FT%	0-0 0%
4th	FG%	2-12 16.7%
	3PT%	1-6 16.7%
	FT%	12-15 80%
GM	FG%	12-57 21.1%
	3PT%	7-29 24.1%
	FT%	13-21 61.9%

Dead Ball Rebounds: 6, 0

Miami (FL) - 68 Record: 5-0

NO.	Name		Min	FG M-A	3P M-A	FT M-A	Rebounds OR	DR	TOT	Fouls PF	FD	TP	AS	TO	ST	Blocks BS	BA	+/-
44	Kyla Oldacre	C	13:55	1-2	0-0	2-2	0	6	6	1	3	4	0	2	0	1	0	9
4	Jasmyne Roberts	G	21:29	1-3	0-1	2-2	0	1	1	2	1	4	2	3	0	0	0	7
5	Jaida Patrick	G	21:41	2-5	1-2	2-3	2	2	4	1	2	7	0	0	0	1	0	10
12	Ja'Leah Williams	G	29:44	4-5	1-1	0-2	0	2	2	2	1	9	1	3	0	0	0	18
13	Lashae Dwyer	G	22:36	1-1	0-0	1-2	0	1	1	4	2	3	1	1	1	0	0	15
1	Lemyah Hylton		20:36	2-6	0-3	2-2	0	1	1	5	1	6	1	2	0	0	0	17
30	Shayeann Day-Wilson		21:45	7-7	5-5	0-0	0	2	2	2	0	19	3	2	0	0	0	19
32	Lazaria Spearman		20:55	2-3	0-0	1-3	1	6	7	0	3	5	0	1	0	1	0	17
21	Ally Stedman		14:06	2-4	2-3	0-0	0	1	1	1	0	6	0	1	1	0	0	7
35	Latasha Lattimore		13:13	1-4	0-1	3-3	1	1	2	2	2	5	0	0	0	3	1	1
Team							0	6	6			0		1				
Totals				23-40	9-16	13-19	4	29	33	20	15	68	8	16	2	6	1	24

Technical Fouls::NONE

Shooting By Period		
1st	FG%	8-13 61.5%
	3PT%	2-3 66.7%
	FT%	1-2 50%
2nd	FG%	5-8 62.5%
	3PT%	1-1 100.0%
	FT%	4-5 80%
3rd	FG%	6-9 66.7%
	3PT%	4-6 66.7%
	FT%	0-2 0%
4th	FG%	4-10 40.0%
	3PT%	2-6 33.3%
	FT%	8-10 80%
GM	FG%	23-40 57.5%
	3PT%	9-16 56.3%
	FT%	13-19 68.4%

Dead Ball Rebounds: 3, 2

	ETSU	UM
Biggest lead	1 (1st 5:03)	26 (3rd 1:28)
Best Scoring Run	6(4th 4:17)	13(3rd 1:28)
Lead Changes	4	
Times Tied	2	
Time with Lead	01:18	35:42

Points from	ETSU	UM
Turnovers	9	12
Paint	6	22
Second Chance	7	7
Fast Breaks	1	6
Bench	16	41

Period by Period Scoring						
	1st	2nd	3rd	4th	TOT	
ETSU	12	9	6	17	44	
UM	19	15	16	18	68	

Official Basketball Box Score - Final
Miami (FL) at Mississippi St.
11/29/23 Humphrey Coliseum, Starkville
2023-24 Women's Basketball

Game Time: 6:17 PM
Game Duration: 1:53
Attendance: 5,135

Officials: Gina Cross, Eric J Brewton, Roy Gulbeyan

Miami (FL) - 74 Record: 6-0

NO.	Name		Min	FG M-A	3P M-A	FT M-A	Rebounds OR	DR	TOT	Fouls PF	FD	TP	AS	TO	ST	Blocks BS	BA	+/-
44	Kyla Oldacre	C	12:36	2-3	0-0	0-0	2	1	3	1	0	4	1	1	0	1	1	-12
4	Jasmyne Roberts	G	33:06	6-11	3-4	0-2	2	7	9	0	3	15	1	7	1	0	0	0
5	Jaida Patrick	G	10:34	1-2	1-2	0-0	0	0	0	0	0	3	2	2	1	0	0	-11
12	Ja'Leah Williams	G	22:31	1-6	0-2	0-0	2	4	6	1	0	2	2	1	0	0	1	-6
13	Lashae Dwyer	G	24:46	2-6	1-2	0-2	0	2	2	1	1	5	3	2	0	0	1	-4
30	Shayeann Day-Wilson		22:05	3-11	2-5	2-2	1	3	4	3	2	10	6	3	1	0	0	16
32	Lazaria Spearman		25:15	5-8	0-0	1-4	7	8	15	3	4	11	0	0	0	0	0	12
1	Lemyah Hylton		26:58	6-10	3-6	1-1	0	0	0	2	1	16	2	1	0	0	0	14
35	Latasha Lattimore		19:27	3-3	1-1	1-2	2	4	6	1	2	8	0	0	0	0	0	16
21	Ally Stedman		02:42	0-1	0-0	0-0	0	0	0	0	0	0	0	0	0	0	0	5
Team							2	2	4			0		2				
Totals				29-61	11-22	5-13	18	31	49	12	13	74	17	19	3	1	3	6

Technical Fouls::NONE

Shooting By Period		
1st	FG%	8-19 42.1%
	3PT%	2-7 28.6%
	FT%	0-0 0%
2nd	FG%	7-15 46.7%
	3PT%	2-4 50.0%
	FT%	0-4 0%
3rd	FG%	6-11 54.5%
	3PT%	3-6 50.0%
	FT%	1-2 50%
4th	FG%	8-16 50.0%
	3PT%	4-5 80.0%
	FT%	4-7 57.1%
GM	FG%	29-61 47.5%
	3PT%	11-22 50.0%
	FT%	5-13 38.5%

Dead Ball Rebounds: 4, 0

Mississippi St. - 68 Record: 8-1

NO.	Name		Min	FG M-A	3P M-A	FT M-A	Rebounds OR	DR	TOT	Fouls PF	FD	TP	AS	TO	ST	Blocks BS	BA	+/-
1	Nyayongah Gony	F	38:47	2-9	1-4	2-2	3	7	10	1	2	7	1	2	2	3	0	-4
0	Darrione Rogers	G	31:06	4-7	3-6	0-0	0	2	2	2	0	11	2	1	0	0	0	-1
2	Jerkaila Jordan	G	27:47	3-11	1-3	2-4	0	0	0	5	3	9	3	3	1	0	0	0
3	Lauren Park-Lane	G	39:22	8-15	2-6	2-2	1	1	2	1	4	20	10	2	0	0	1	-6
21	Debreasha Powe	G	37:39	4-9	4-9	0-0	0	1	1	2	1	12	1	0	2	0	0	-7
14	Mjracle Sheppard		21:15	3-6	1-1	2-2	1	1	2	0	2	9	3	1	3	0	0	-10
22	Jasmine Brown-Hagger		04:04	0-1	0-1	0-0	0	0	0	2	0	0	1	0	1	0	0	-2
Team							0	6	6			0		1				
Totals				24-58	12-30	8-10	5	18	23	13	12	68	21	10	9	3	1	-6

Technical Fouls::NONE

Shooting By Period		
1st	FG%	6-16 37.5%
	3PT%	4-5 80.0%
	FT%	4-4 100%
2nd	FG%	7-14 50.0%
	3PT%	3-8 37.5%
	FT%	0-0 0%
3rd	FG%	5-14 35.7%
	3PT%	1-5 20.0%
	FT%	2-2 100%
4th	FG%	6-14 42.9%
	3PT%	4-12 33.3%
	FT%	2-4 50%
GM	FG%	24-58 41.4%
	3PT%	12-30 40.0%
	FT%	8-10 80.0%

Dead Ball Rebounds: 0, 0

	UM	MSU
Biggest lead	8 (4th 0:17)	9 (1st 6:35)
Best Scoring Run	8(2nd 7:38)	8(1st 7:41)
Lead Changes	11	
Times Tied	5	
Time with Lead	15:45	19:51

Points from	UM	MSU
Turnovers	7	21
Paint	32	22
Second Chance	15	5
Fast Breaks	9	18
Bench	45	9

Period by Period Scoring						
	1st	2nd	3rd	4th	TOT	
UM	18	16	16	24	74	
MSU	20	17	13	18	68	

Official Basketball Box Score - Final
NJIT at Miami (FL)
12/03/23 Watsco Center, Coral Gables, Fla.
2023-24 Women's Basketball

Game Time: 12:00 PM
Game Duration: 1:53
Attendance: 2,629

Officials: Fatou Cissoko-Stephens, Linda Miles, Jessica Walter

NJIT - 43 Record: 5-4

NO.	Name		Min	FG M-A	3P M-A	FT M-A	Rebounds OR	DR	TOT	Fouls PF	FD	TP	AS	TO	ST	Blocks BS	BA	+/-
21	Trinity Williams	F	29:44	1-9	0-1	2-4	2	2	4	3	4	4	5	1	0	2	1	-22
4	Kenna Squier	G	36:29	6-10	0-3	0-0	3	0	3	1	2	12	1	2	2	0	1	-38
11	Aria Myers	G	26:07	1-11	1-3	0-0	0	2	2	1	0	3	0	2	0	1	1	-23
15	Madilyn Dogs	G	18:25	1-1	0-0	2-4	0	4	4	1	2	4	2	2	1	0	0	-10
34	Alejandra Zuniga	G	33:46	6-14	1-5	2-2	3	1	4	1	7	15	0	2	0	0	2	-30
23	Mackenzie Wright-Rawls		06:39	0-0	0-0	0-0	0	0	0	1	0	0	1	0	0	0	0	-10
22	Reese Vaughan		14:21	1-3	0-0	0-0	0	0	0	1	2	2	1	2	0	0	0	-22
32	Lilly Anderson		11:10	0-1	0-0	1-2	2	1	3	0	1	1	1	2	0	0	0	-13
25	Avery O'Roke		03:16	0-1	0-0	0-0	0	0	0	0	0	0	0	0	0	0	1	-9
5	Audrey Kormann		04:57	1-3	0-0	0-2	0	2	2	4	1	2	0	1	0	0	1	-14
13	Kiana Brereton		05:44	0-0	0-0	0-0	0	1	1	0	1	0	0	0	1	0	0	-10
10	Marissa Gingrich		07:54	0-1	0-1	0-0	0	0	0	1	0	0	0	1	0	0	0	-15
55	Angelina Banas		01:29	0-0	0-0	0-0	0	0	0	0	0	0	0	0	0	0	0	-4
Team							2	1	3			0		1				
Totals				17-54	2-13	7-14	12	14	26	14	20	43	11	16	4	3	7	-44

Technical Fouls::NONE

Shooting By Period		
1st	FG%	5-18 27.8%
	3PT%	0-5 0.0%
	FT%	2-2 100%
2nd	FG%	3-10 30.0%
	3PT%	1-1 100.0%
	FT%	3-6 50%
3rd	FG%	7-16 43.8%
	3PT%	1-4 25.0%
	FT%	2-4 50%
4th	FG%	2-10 20.0%
	3PT%	0-3 0.0%
	FT%	0-2 0%
GM	FG%	17-54 31.5%
	3PT%	2-13 15.4%
	FT%	7-14 50.0%

Dead Ball Rebounds: 3, 0

Miami (FL) - 87 Record: 7-0

NO.	Name		Min	FG M-A	3P M-A	FT M-A	Rebounds OR	DR	TOT	Fouls PF	FD	TP	AS	TO	ST	Blocks BS	BA	+/-
44	Kyla Oldacre	C	17:31	4-6	0-0	1-1	2	3	5	3	2	9	1	2	1	1	1	14
4	Jasmyne Roberts	G	23:20	4-7	0-1	4-4	0	7	7	3	3	12	1	2	3	0	0	23
5	Jaida Patrick	G	26:58	5-9	2-3	0-0	0	5	5	2	0	12	3	1	3	1	0	31
13	Lashae Dwyer	G	26:18	5-10	0-3	0-0	1	3	4	2	0	10	2	2	0	1	0	27
30	Shayeann Day-Wilson	G	27:10	3-4	2-2	2-2	0	1	1	2	1	10	8	1	1	0	0	28
32	Lazaria Spearman		19:49	3-4	0-0	2-4	1	3	4	2	5	8	2	1	0	0	1	26
1	Lemyah Hylton		21:31	4-7	2-3	1-3	0	1	1	3	1	11	0	0	2	0	1	19
35	Latasha Lattimore		16:17	4-7	0-1	2-2	3	1	4	0	1	10	1	2	0	2	0	23
21	Ally Stedman		21:07	2-5	1-3	0-2	0	0	0	3	1	5	1	1	0	2	0	29
Team							6	5	11			0		0				
Totals				34-59	7-16	12-18	13	29	42	20	14	87	19	12	10	7	3	44

Technical Fouls::NONE

Shooting By Period		
1st	FG%	11-16 68.8%
	3PT%	3-5 60.0%
	FT%	0-0 0%
2nd	FG%	10-19 52.6%
	3PT%	1-3 33.3%
	FT%	2-2 100%
3rd	FG%	5-12 41.7%
	3PT%	2-6 33.3%
	FT%	4-7 57.1%
4th	FG%	8-12 66.7%
	3PT%	1-2 50.0%
	FT%	6-9 66.7%
GM	FG%	34-59 57.6%
	3PT%	7-16 43.8%
	FT%	12-18 66.7%

Dead Ball Rebounds: 4, 0

	NJIT	MIA
Biggest lead	0 (1st 10:00)	44 (4th 0:51)
Best Scoring Run	5(2nd 7:15)	10(4th 0:51)
Lead Changes	0	
Times Tied	2	
Time with Lead	00:00	38:45

Points from	NJIT	MIA
Turnovers	10	24
Paint	22	44
Second Chance	9	17
Fast Breaks	2	12
Bench	5	34

Period by Period Scoring						
	1st	2nd	3rd	4th	TOT	
NJIT	12	10	17	4	43	
MIA	25	23	16	23	87	

DePaul - 70 Record: 5-5

NO.	Name		Min	FG M-A	3P M-A	FT M-A	Rebounds OR	DR	TOT	Fouls PF	FD	TP	AS	TO	ST	Blocks BS	BA	+/-
33	Jorie Allen	F	34:38	5-8	0-0	5-5	4	5	9	2	5	15	3	3	2	1	0	-6
0	Katlyn Gilbert	G	27:39	4-13	0-4	1-1	2	7	9	4	2	9	2	1	0	0	0	-16
13	Maeve McErlane	G	29:59	1-6	1-6	0-0	1	0	1	2	1	3	3	0	3	0	0	1
22	Anaya Peoples	G	35:41	6-21	0-3	6-7	4	4	8	5	5	18	3	4	0	1	2	1
23	Michelle Sidor	G	30:36	5-9	4-6	2-2	1	4	5	1	1	16	0	0	1	0	0	-1
5	Brynn Masikewich		05:19	0-1	0-1	0-0	2	1	3	0	0	0	0	0	0	0	0	1
25	Kate Clarke		28:32	3-7	1-5	0-0	1	2	3	2	0	7	1	1	2	0	0	2
12	Jade Edwards		07:36	1-1	0-0	0-0	0	1	1	1	0	2	0	1	1	0	0	-7
Team							0	4	4			0		1				
Totals				25-66	6-25	14-15	15	28	43	17	14	70	12	11	9	2	2	-5

Technical Fouls::NONE

Shooting By Period		
1st	FG%	3-18 16.7%
	3PT%	1-12 8.3%
	FT%	1-1 100%
2nd	FG%	6-17 35.3%
	3PT%	0-4 0.0%
	FT%	5-5 100%
3rd	FG%	6-14 42.9%
	3PT%	1-2 50.0%
	FT%	4-5 80%
4th	FG%	10-17 58.8%
	3PT%	4-7 57.1%
	FT%	4-4 100%
GM	FG%	25-66 37.9%
	3PT%	6-25 24.0%
	FT%	14-15 93.3%

Dead Ball Rebounds: 0, 0

Miami (FL) - 75 Record: 8-0

NO.	Name		Min	FG M-A	3P M-A	FT M-A	Rebounds OR	DR	TOT	Fouls PF	FD	TP	AS	TO	ST	Blocks BS	BA	+/-
44	Kyla Oldacre	C	18:01	5-6	0-0	0-4	3	4	7	3	3	10	1	0	0	0	0	0
4	Jasmyne Roberts	G	33:10	6-12	1-2	3-5	2	5	7	2	3	16	1	2	3	0	0	-1
5	Jaida Patrick	G	30:24	6-11	2-5	1-2	2	3	5	3	1	15	2	2	0	1	0	-6
13	Lashae Dwyer	G	14:55	2-7	1-2	1-2	1	3	4	1	2	6	2	0	1	0	1	12
30	Shayeann Day-Wilson	G	35:22	4-11	1-6	3-5	1	4	5	2	4	12	2	2	0	0	0	9
1	Lemyah Hylton		27:39	4-11	3-7	0-0	1	0	1	0	2	11	2	0	1	0	0	16
32	Lazaria Spearman		12:43	0-3	0-0	1-2	2	3	5	1	1	1	0	1	0	1	1	-2
12	Ja'Leah Williams		14:43	0-1	0-1	2-2	1	0	1	2	1	2	2	2	0	0	0	-3
35	Latasha Lattimore		09:47	1-2	0-1	0-0	0	2	2	0	0	2	0	0	0	0	0	6
21	Ally Stedman		03:16	0-1	0-1	0-0	0	0	0	0	0	0	0	0	1	0	0	-6
Team							2	3	5			0		0				
Totals				28-65	8-25	11-22	15	27	42	14	17	75	12	9	6	2	2	5

Technical Fouls::NONE

Shooting By Period		
1st	FG%	6-18 33.3%
	3PT%	2-7 28.6%
	FT%	2-2 100%
2nd	FG%	8-15 53.3%
	3PT%	4-7 57.1%
	FT%	0-1 0%
3rd	FG%	6-16 37.5%
	3PT%	1-6 16.7%
	FT%	2-4 50%
4th	FG%	8-16 50.0%
	3PT%	1-5 20.0%
	FT%	7-15 46.7%
GM	FG%	28-65 43.1%
	3PT%	8-25 32.0%
	FT%	11-22 50.0%

Dead Ball Rebounds: 5, 0

	DEP	MIA
Biggest lead	2 (1st 8:54)	19 (2nd 5:13)
Best Scoring Run	13(3rd 9:02)	10(4th 9:23)
Lead Changes	3	
Times Tied	1	
Time with Lead	00:41	37:24

Points from	DEP	MIA
Turnovers	10	11
Paint	38	34
Second Chance	15	10
Fast Breaks	4	12
Bench	9	16

Period by Period Scoring						
	1st	2nd	3rd	4th	TOT	
DEP	8	17	17	28	70	
MIA	16	20	15	24	75	

BOX SCORES

Official Basketball Box Score - Final

Miami (FL) at Baylor

12/16/23 Frost Bank Center, San Antonio
2023-24 Women's Basketball

Game Time: 4:00 PM
Game Duration: 1:54
Attendance: 2,279

Officials: Julie Krommenhoek, Eric Brewton, Bruce Morris

Miami (FL) - 57 — **Record: 8-1**

NO.	Name		Min	FG M-A	3P M-A	FT M-A	Rebounds OR	DR	TOT	Fouls PF	FD	TP	AS	TO	ST	Blocks BS	BA	+/-
44	Kyla Oldacre	C	30:04	4-8	0-0	3-4	2	4	6	2	3	11	0	1	1	3	0	0
4	Jasmyne Roberts	G	26:57	2-9	0-3	1-2	1	2	3	2	1	5	0	1	1	1	1	-18
5	Jaida Patrick	G	22:05	2-7	0-1	0-0	0	2	2	2	0	4	0	1	0	0	0	-15
13	Lashae Dwyer	G	17:40	3-5	0-0	0-0	0	1	1	2	2	6	3	1	1	0	0	-12
30	Shayeann Day-Wilson	G	31:53	4-8	0-1	4-4	1	6	7	4	2	12	2	3	1	0	0	-3
12	Ja'Leah Williams		26:07	2-9	0-2	2-2	4	2	6	0	2	6	3	2	1	0	1	-14
32	Lazaria Spearman		04:29	1-3	0-0	0-1	0	2	2	3	2	2	0	1	0	0	0	-5
1	Lemyah Hylton		16:23	0-3	0-3	0-0	1	0	1	1	3	0	0	3	1	0	0	-5
35	Latasha Lattimore		05:27	0-4	0-0	0-0	1	0	1	0	0	0	0	0	0	0	0	-13
21	Ally Stedman		18:55	4-7	3-6	0-0	1	1	2	2	0	11	0	1	1	0	0	-5
Team							3	3	6			0			1			
Totals				22-63	3-16	10-13	14	23	37	18	15	57	8	15	7	4	2	-18

Technical Fouls::NONE

Shooting By Period		
1st	FG%	8-17 47.1%
	3PT%	0-2 0.0%
	FT%	0-1 0%
2nd	FG%	5-12 41.7%
	3PT%	2-5 40.0%
	FT%	5-6 83.3%
3rd	FG%	5-12 41.7%
	3PT%	1-3 33.3%
	FT%	2-2 100%
4th	FG%	4-22 18.2%
	3PT%	0-6 0.0%
	FT%	3-4 75%
GM	FG%	22-63 34.9%
	3PT%	3-16 18.8%
	FT%	10-13 76.9%

Dead Ball Rebounds: 1, 0

Baylor - 75 — **Record: 9-0**

NO.	Name		Min	FG M-A	3P M-A	FT M-A	Rebounds OR	DR	TOT	Fouls PF	FD	TP	AS	TO	ST	Blocks BS	BA	+/-
5	Darianna Littlepage-Buggs	F	28:21	3-10	0-0	0-0	5	8	13	0	1	6	2	0	1	2	2	15
22	Bella Fontleroy	F	30:40	5-9	2-5	1-2	1	4	5	2	2	13	0	1	0	0	0	16
44	Dre'una Edwards	F	23:18	4-9	2-4	0-0	1	6	7	3	0	10	2	3	1	0	0	17
11	Jada Walker	G	30:30	5-6	0-0	4-4	0	1	1	2	7	14	2	5	0	0	1	29
24	Sarah Andrews	G	32:05	5-14	4-7	4-5	2	1	3	0	6	18	6	1	1	0	1	16
2	Yaya Felder		21:15	5-8	2-4	0-0	0	3	3	3	0	12	5	3	0	0	0	4
3	Madison Bartley		04:25	0-0	0-0	0-0	0	0	0	1	1	0	0	0	0	0	0	-1
33	Aijha Blackwell		11:59	1-4	0-0	0-0	1	2	3	3	1	2	0	0	1	0	0	-4
1	Denae Fritz		05:15	0-0	0-0	0-0	0	0	0	0	0	0	0	0	0	0	0	4
4	Jana Van Gytenbeek		05:57	0-1	0-0	0-0	0	0	0	0	0	0	0	0	0	0	0	-7
25	Lety Vasconcelos		06:15	0-0	0-0	0-0	0	2	2	1	0	0	1	0	0	0	0	1
Team							0	2	2			0		1				
Totals				28-61	10-20	9-11	10	29	39	15	18	75	18	14	4	2	4	18

Technical Fouls::NONE

Shooting By Period		
1st	FG%	11-16 68.8%
	3PT%	1-3 33.3%
	FT%	2-2 100%
2nd	FG%	9-19 47.4%
	3PT%	4-7 57.1%
	FT%	2-3 66.7%
3rd	FG%	4-16 25.0%
	3PT%	2-5 40.0%
	FT%	0-0 0%
4th	FG%	4-10 40.0%
	3PT%	3-5 60.0%
	FT%	5-6 83.3%
GM	FG%	28-61 45.9%
	3PT%	10-20 50.0%
	FT%	9-11 81.8%

Dead Ball Rebounds: 2, 0

	Mia	Bay
Biggest lead	2 (1st 9:39)	18 (3rd 1:24)
Best Scoring Run	6(3rd 7:19)	13(1st 1:30)
Lead Changes	3	
Times Tied	3	
Time with Lead	01:34	37:26

Points from	Mia	Bay
Turnovers	7	13
Paint	32	34
Second Chance	2	8
Fast Breaks	6	6
Bench	19	14

Period by Period Scoring						
	1st	2nd	3rd	4th	TOT
Mia	16	17	13	11	57
Bay	25	24	10	16	75

Official Basketball Box Score - Final

Jackson St. at Miami (FL)

12/20/23 Watsco Center, Coral Gables, Fla.
2023-24 Women's Basketball

Game Time: 7:00 PM
Game Duration: 1:57
Attendance: 2,117

Officials: Jules Gallien, Kevin Sparrock, Jessica Walter

Jackson St. - 52 — **Record: 5-5**

NO.	Name		Min	FG M-A	3P M-A	FT M-A	Rebounds OR	DR	TOT	Fouls PF	FD	TP	AS	TO	ST	Blocks BS	BA	+/-
2	Miya Crump	F	34:45	3-9	0-3	0-1	4	5	9	1	3	6	2	6	2	2	1	-16
15	Angel Jackson	C	28:44	2-4	0-0	0-0	2	1	3	3	1	4	2	1	2	3	0	-12
1	Ti'lan Boler	G	27:03	6-11	3-7	3-3	4	2	6	2	3	18	0	2	0	0	0	-14
10	Keshuna Luckett	G	28:59	2-8	0-2	0-0	3	2	5	3	1	4	4	12	0	1	2	-9
22	Zakiya Mahoney	G	27:16	2-6	0-1	0-0	1	0	1	1	3	4	0	2	1	0	0	-3
21	Daphane White		11:16	2-2	0-0	0-0	0	1	1	1	1	4	1	0	0	0	0	5
30	Hayleigh Breland		18:31	3-7	1-3	2-2	0	1	1	2	2	9	3	3	1	0	0	12
11	Madison Roshelle		09:55	1-2	1-2	0-2	0	2	2	0	2	3	0	1	0	0	0	6
23	Ja'Leah Hickmon		04:05	0-0	0-0	0-0	0	3	3	0	0	0	0	0	0	0	0	-4
0	Taylor Woodhouse		03:25	0-0	0-0	0-0	0	0	0	0	0	0	0	0	0	0	0	0
24	Andriana Avent		06:01	0-3	0-3	0-0	0	0	0	2	0	0	1	0	1	0	0	0
Team							2	5	7			0		1				
Totals				21-52	5-21	5-8	16	22	38	16	16	52	13	28	7	6	3	-7

Technical Fouls: Coach 3rd 7:58

Shooting By Period		
1st	FG%	6-11 54.5%
	3PT%	2-3 66.7%
	FT%	0-2 0%
2nd	FG%	6-14 42.9%
	3PT%	1-7 14.3%
	FT%	1-2 50%
3rd	FG%	5-13 38.5%
	3PT%	1-7 14.3%
	FT%	2-2 100%
4th	FG%	4-14 28.6%
	3PT%	1-4 25.0%
	FT%	2-2 100%
GM	FG%	21-52 40.4%
	3PT%	5-21 23.8%
	FT%	5-8 62.5%

Dead Ball Rebounds: 1, 0

Miami (FL) - 59 — **Record: 9-1**

NO.	Name		Min	FG M-A	3P M-A	FT M-A	Rebounds OR	DR	TOT	Fouls PF	FD	TP	AS	TO	ST	Blocks BS	BA	+/-
44	Kyla Oldacre	C	15:11	1-5	0-0	2-2	2	2	4	2	1	4	0	1	2	1	1	5
4	Jasmyne Roberts	G	26:25	3-11	2-4	2-2	3	2	5	3	0	10	1	2	2	0	2	10
5	Jaida Patrick	G	35:21	5-9	2-3	3-4	0	2	2	2	3	15	2	2	5	0	1	5
13	Lashae Dwyer	G	30:18	1-10	1-3	1-2	4	1	5	2	2	4	3	3	1	1	1	5
30	Shayeann Day-Wilson	G	14:10	0-3	0-1	0-0	0	1	1	1	1	0	0	1	0	0	0	-2
12	Ja'Leah Williams		30:23	6-10	0-0	0-0	1	1	2	0	5	12	4	2	7	0	0	9
32	Lazaria Spearman		19:36	4-8	0-0	1-2	3	3	6	2	1	9	1	3	1	0	1	-5
21	Ally Stedman		08:36	1-5	0-3	1-2	0	1	1	2	1	3	0	0	0	0	0	1
35	Latasha Lattimore		07:47	0-1	0-0	2-2	1	0	1	2	1	2	0	2	1	1	0	5
1	Lemyah Hylton		12:13	0-1	0-0	0-0	0	1	1	0	0	0	0	0	0	0	0	2
Team							6	3	9			0		2				
Totals				21-63	5-14	12-16	20	17	37	16	15	59	11	18	19	3	6	7

Technical Fouls::NONE

Shooting By Period		
1st	FG%	5-17 29.4%
	3PT%	3-4 75.0%
	FT%	4-6 66.7%
2nd	FG%	4-14 28.6%
	3PT%	1-4 25.0%
	FT%	2-2 100%
3rd	FG%	6-13 46.2%
	3PT%	0-4 0.0%
	FT%	4-4 100%
4th	FG%	6-19 31.6%
	3PT%	1-2 50.0%
	FT%	2-4 50%
GM	FG%	21-63 33.3%
	3PT%	5-14 35.7%
	FT%	12-16 75.0%

Dead Ball Rebounds: 4, 0

	JSU	MIA
Biggest lead	3 (2nd 1:13)	9 (4th 0:34)
Best Scoring Run	8(1st 2:46)	9(3rd 8:51)
Lead Changes	4	
Times Tied	4	
Time with Lead	02:59	32:20

Points from	JSU	MIA
Turnovers	17	27
Paint	26	28
Second Chance	17	15
Fast Breaks	2	15
Bench	16	26

Period by Period Scoring						
	1st	2nd	3rd	4th	TOT
JSU	14	14	13	11	52
MIA	17	11	16	15	59

Official Basketball Box Score - Final

Alabama St. at Miami (FL)

12/28/23 Watsco Center, Coral Gables, Fla.
2023-24 Women's Basketball

Game Time: 12:00 PM
Game Duration: 1:53
Attendance: 2,227

Officials: Eric Brewton, Adrienne Gilmore, Kiara Negron

Alabama St. - 36 — **Record: 0-11**

NO.	Name		Min	FG M-A	3P M-A	FT M-A	Rebounds OR	DR	TOT	Fouls PF	FD	TP	AS	TO	ST	Blocks BS	BA	+/-
2	Ryin Tillis	F	19:24	0-3	0-1	0-0	3	0	3	4	0	0	2	3	0	0	0	-18
30	Anaja Hall	C	26:30	6-9	0-1	0-0	0	1	1	4	2	12	1	1	0	2	0	-27
4	DaKiyah Sanders	G	34:51	3-7	2-3	0-0	0	2	2	1	1	8	4	5	2	0	2	-34
23	Che'Mya Carouthers	G	11:07	0-2	0-1	0-0	0	0	0	1	0	0	0	3	0	0	0	-15
24	Whitney Dunn	G	28:30	1-8	1-5	2-2	0	1	1	1	4	5	2	3	3	0	1	-23
42	Camariyana Tavares		09:57	0-1	0-0	0-0	0	1	1	3	0	0	0	3	0	1	0	-11
12	Kristian Jackson		06:33	0-2	0-1	0-0	0	0	0	2	0	0	0	2	0	0	0	-15
15	Ashley Gray		10:41	0-2	0-1	0-0	1	0	1	0	0	0	1	0	1	0	1	-13
7	Summer Hicks		05:14	0-0	0-0	0-0	0	1	1	1	0	0	0	0	0	0	0	-9
5	Solangelei Akridge		21:45	2-4	2-3	0-0	0	0	0	0	1	6	1	1	1	0	0	-31
11	Justina Graham		12:59	0-2	0-0	3-4	0	0	0	2	2	3	0	0	0	0	0	-12
13	Ariana Simmons		02:39	0-0	0-0	0-0	0	0	0	0	0	0	0	1	0	0	0	-5
3	April Hooks		05:55	0-5	0-3	0-0	0	0	0	0	0	0	0	1	0	0	1	-10
0	Alyssa Green-White		03:55	1-3	0-0	0-0	0	0	0	0	0	2	0	0	0	0	0	-2
Team							3	1	4			0		2				
Totals				13-48	5-19	5-6	7	7	14	19	10	36	11	25	7	3	5	-45

Technical Fouls::NONE

Shooting By Period		
1st	FG%	5-11 45.5%
	3PT%	4-7 57.1%
	FT%	0-0 0%
2nd	FG%	3-9 33.3%
	3PT%	0-1 0.0%
	FT%	2-2 100%
3rd	FG%	2-16 12.5%
	3PT%	0-6 0.0%
	FT%	0-0 0%
4th	FG%	3-12 25.0%
	3PT%	1-5 20.0%
	FT%	3-4 75%
GM	FG%	13-48 27.1%
	3PT%	5-19 26.3%
	FT%	5-6 83.3%

Dead Ball Rebounds: 1, 0

Miami (FL) - 81 — **Record: 10-1**

NO.	Name		Min	FG M-A	3P M-A	FT M-A	Rebounds OR	DR	TOT	Fouls PF	FD	TP	AS	TO	ST	Blocks BS	BA	+/-
44	Kyla Oldacre	C	13:49	3-4	0-0	3-4	4	2	6	0	3	9	0	2	1	0	1	25
4	Jasmyne Roberts	G	21:41	3-7	1-3	2-2	1	7	8	0	4	9	2	1	3	0	0	29
5	Jaida Patrick	G	24:24	0-1	0-1	1-2	0	2	2	2	3	1	0	1	2	1	0	23
13	Lashae Dwyer	G	20:54	6-8	1-2	0-0	3	0	3	2	1	13	2	1	3	1	1	29
30	Shayeann Day-Wilson	G	21:46	2-5	0-1	0-0	0	5	5	2	0	4	4	3	0	1	0	29
32	Lazaria Spearman		21:25	6-10	0-0	2-4	6	4	10	2	2	14	0	2	2	1	1	19
12	Ja'Leah Williams		24:08	6-7	1-1	1-2	0	3	3	1	1	14	3	5	1	0	0	31
1	Lemyah Hylton		16:32	1-3	0-2	0-0	2	3	5	0	0	2	0	2	1	0	0	16
35	Latasha Lattimore		16:39	5-8	1-2	2-4	1	0	1	0	3	13	0	2	0	1	0	7
21	Ally Stedman		18:42	0-3	0-2	2-2	0	1	1	1	2	2	4	1	2	0	0	17
Team							2	1	3			0		2				
Totals				32-56	4-14	13-20	19	28	47	10	19	81	15	22	15	5	3	45

Technical Fouls::NONE

Shooting By Period		
1st	FG%	2-13 15.4%
	3PT%	0-6 0.0%
	FT%	2-2 100%
2nd	FG%	10-14 71.4%
	3PT%	1-3 33.3%
	FT%	2-4 50%
3rd	FG%	10-12 83.3%
	3PT%	2-3 66.7%
	FT%	6-8 75%
4th	FG%	10-17 58.8%
	3PT%	1-2 50.0%
	FT%	3-6 50%
GM	FG%	32-56 57.1%
	3PT%	4-14 28.6%
	FT%	13-20 65.0%

Dead Ball Rebounds: 5, 0

	ALST	MIA
Biggest lead	8 (1st 0:19)	47 (4th 0:53)
Best Scoring Run	6(1st 1:57)	21(4th 9:08)
Lead Changes	2	
Times Tied	1	
Time with Lead	14:47	22:51

Points from	ALST	MIA
Turnovers	16	26
Paint	12	50
Second Chance	2	21
Fast Breaks	2	19
Bench	11	45

Period by Period Scoring						
	1st	2nd	3rd	4th	TOT
ALST	14	8	4	10	36
MIA	6	23	28	24	81

Official Basketball Box Score - Final

Louisville at Miami (FL)

12/31/23 Watsco Center, Coral Gables, Fla.
2023-24 Women's Basketball

Game Time: 4:00 PM
Game Duration: 2:01
Attendance: 2,120

Officials: Joseph Vaszily, Karen Preato, Ed Sidlasky

Louisville - 77 — **Record: 12-2 (1-0)**

NO.	Name		Min	FG M-A	3P M-A	FT M-A	Rebounds OR	DR	TOT	Fouls PF	FD	TP	AS	TO	ST	Blocks BS	BA	+/-
2	Nyla Harris	F	35:25	5-11	0-0	3-5	5	7	12	3	9	13	1	3	2	0	1	12
44	Olivia Cochran	F	33:33	4-7	0-0	3-3	3	4	7	3	4	11	1	1	2	2	0	9
1	Sydney Taylor	G	14:43	1-6	0-3	0-0	0	1	1	2	0	2	2	3	0	0	0	-4
12	Kiki Jefferson	G	28:09	4-8	0-1	4-4	3	3	6	1	5	12	2	6	2	1	0	8
15	Nina Rickards	G	25:36	2-5	0-0	0-0	0	4	4	1	0	4	4	1	1	0	0	1
13	Merissah Russell		13:38	3-3	3-3	3-4	0	0	0	2	3	12	0	2	2	0	0	6
30	Jayda Curry		29:27	7-12	2-2	3-5	0	0	0	3	2	19	2	3	0	0	1	5
11	Elif Istanbulluoglu		07:19	0-0	0-0	0-0	0	0	0	2	0	0	0	0	0	0	0	-8
24	Eylia Love		12:09	2-4	0-0	0-0	1	1	2	1	0	4	0	3	0	0	1	-4
23	Alexia Mobley		00:03	0-0	0-0	0-0	0	0	0	0	0	0	0	0	0	0	0	0
Team							1	1	2			0		0				
Totals				28-56	5-9	16-21	13	21	34	18	23	77	12	22	9	3	3	5

Technical Fouls::NONE

Shooting By Period		
1st	FG%	8-14 57.1%
	3PT%	0-0 0.0%
	FT%	4-5 80%
2nd	FG%	7-14 50.0%
	3PT%	1-3 33.3%
	FT%	2-3 66.7%
3rd	FG%	8-17 47.1%
	3PT%	1-2 50.0%
	FT%	4-5 80%
4th	FG%	5-11 45.5%
	3PT%	3-4 75.0%
	FT%	6-8 75%
GM	FG%	28-56 50.0%
	3PT%	5-9 55.6%
	FT%	16-21 76.2%

Dead Ball Rebounds: 3, 0

Miami (FL) - 72 — **Record: 10-2 (0-1)**

NO.	Name		Min	FG M-A	3P M-A	FT M-A	Rebounds OR	DR	TOT	Fouls PF	FD	TP	AS	TO	ST	Blocks BS	BA	+/-
44	Kyla Oldacre	C	12:49	0-0	0-0	2-2	0	2	2	4	2	2	1	0	0	0	0	2
4	Jasmyne Roberts	G	36:46	5-12	0-4	0-0	1	2	3	2	3	10	1	3	3	0	1	-6
5	Jaida Patrick	G	16:28	3-5	2-3	1-1	1	1	2	1	1	9	2	2	1	0	0	0
13	Lashae Dwyer	G	23:37	3-5	1-2	3-4	0	0	0	3	3	10	1	3	1	0	1	-7
30	Shayeann Day-Wilson	G	32:16	4-10	1-3	1-2	1	0	1	4	1	10	2	1	1	0	0	2
32	Lazaria Spearman		19:20	2-4	0-1	0-0	2	4	6	4	1	4	0	3	0	0	0	-3
12	Ja'Leah Williams		24:34	3-7	1-1	4-6	1	2	3	2	4	11	3	6	3	1	0	-6
1	Lemyah Hylton		17:47	5-8	2-4	0-1	2	1	3	2	2	12	2	1	1	0	0	1
35	Latasha Lattimore		10:48	1-2	0-0	0-0	0	2	2	1	0	2	1	0	0	2	1	-1
21	Ally Stedman		05:35	1-2	0-0	0-0	0	0	0	0	1	2	0	0	0	0	0	-7
Team							2	3	5			0		1				
Totals				27-55	7-18	11-16	10	17	27	23	18	72	13	20	10	3	3	-5

Technical Fouls::NONE

Shooting By Period		
1st	FG%	9-16 56.3%
	3PT%	2-4 50.0%
	FT%	3-5 60%
2nd	FG%	6-13 46.2%
	3PT%	0-3 0.0%
	FT%	2-4 50%
3rd	FG%	8-15 53.3%
	3PT%	3-6 50.0%
	FT%	1-1 100%
4th	FG%	4-11 36.4%
	3PT%	2-5 40.0%
	FT%	5-6 83.3%
GM	FG%	27-55 49.1%
	3PT%	7-18 38.9%
	FT%	11-16 68.8%

Dead Ball Rebounds: 2, 0

	LOU	MIA
Biggest lead	5 (3rd 4:25)	7 (2nd 8:26)
Best Scoring Run	8(2nd 6:54)	5(1st 1:07)
Lead Changes	17	
Times Tied	12	
Time with Lead	12:39	20:59

Points from	LOU	MIA
Turnovers	17	20
Paint	38	36
Second Chance	12	9
Fast Breaks	7	5
Bench	35	31

Period by Period Scoring						
	1st	2nd	3rd	4th	TOT
LOU	20	17	21	19	77
MIA	23	14	20	15	72

BOX SCORES

Official Basketball Box Score - Final
Miami (FL) at Boston College
01/04/24 Conte Forum, Boston
2023-24 Women's Basketball

Game Time: 7:00 PM
Game Duration: 2:05
Attendance: 819

Officials: Dee Katner, Fatou Cissoko-Stephens, Jules Gallien

Miami (FL) - 64 Record: 10-3 (0-2)

NO.	Name		Min	FG M-A	3P M-A	FT M-A	Rebounds OR	DR	TOT	Fouls PF	FD	TP	AS	TO	ST	Blocks BS	BA	+/-
44	Kyla Oldacre	C	27:54	5-10	0-0	1-1	6	3	9	0	3	11	1	1	2	3	1	-4
4	Jasmyne Roberts	G	25:45	3-6	0-0	3-3	1	3	4	4	2	9	0	3	0	0	0	-3
5	Jaida Patrick	G	32:07	5-12	1-5	0-0	0	5	5	2	1	11	2	2	3	1	0	-12
13	Lashae Dwyer	G	20:22	2-5	0-1	2-2	0	2	2	1	2	6	3	2	4	0	1	1
30	Shayeann Day-Wilson	G	19:09	2-7	1-2	0-0	1	1	2	2	1	5	1	3	1	0	1	-12
1	Lemyah Hylton		22:48	3-8	0-2	1-1	1	2	3	3	1	7	0	4	0	0	0	-3
12	Ja'Leah Williams		24:29	4-8	1-2	1-3	1	1	2	3	3	10	2	3	2	0	1	11
32	Lazaria Spearman		11:24	1-2	0-0	0-0	0	1	1	3	1	2	0	2	1	0	0	1
21	Ally Stedman		11:42	1-6	0-3	0-0	0	0	0	0	0	2	1	0	1	0	0	-1
35	Latasha Lattimore		04:21	0-0	0-0	1-2	0	0	0	0	1	1	0	0	0	0	0	-8
Team							3	3	6			0		0				
Totals				26-64	3-15	9-12	13	21	34	18	15	64	10	20	14	4	4	-6

Technical Fouls::NONE

Shooting By Period		
1st FG%	5-14	35.7%
3PT%	0-3	0.0%
FT%	2-3	66.7%
2nd FG%	9-15	60.0%
3PT%	2-5	40.0%
FT%	3-3	100%
3rd FG%	5-18	27.8%
3PT%	0-3	0.0%
FT%	2-3	66.7%
4th FG%	7-17	41.2%
3PT%	1-4	25.0%
FT%	2-3	66.7%
GM FG%	26-64	40.6%
3PT%	3-15	20.0%
FT%	9-12	75.0%

Dead Ball Rebounds: 1, 0

Boston College - 70 Record: 9-6 (1-1)

NO.	Name		Min	FG M-A	3P M-A	FT M-A	Rebounds OR	DR	TOT	Fouls PF	FD	TP	AS	TO	ST	Blocks BS	BA	+/-
32	Teya Sidberry	F	37:01	6-15	1-5	3-4	3	5	8	1	6	16	1	4	3	2	2	13
2	Kaylah Ivey	G	32:52	3-6	2-4	0-0	0	1	1	2	0	8	7	3	2	0	0	9
21	Andrea Daley	G	28:29	7-10	2-2	1-1	4	4	8	2	3	17	2	9	1	0	1	9
24	Dontavia Waggoner	G	35:17	5-12	1-1	1-2	4	5	9	2	2	12	2	2	3	2	1	3
30	T'yana Todd	G	37:15	4-9	2-5	3-5	1	2	3	1	4	13	2	5	2	0	0	9
4	JoJo Lacey		16:48	1-5	0-3	0-0	0	3	3	2	2	2	0	0	0	0	0	-6
16	Lili Krasovec		02:59	0-1	0-0	0-0	0	0	0	1	0	0	0	0	0	0	0	-7
0	Nene Ndiaye		03:34	0-0	0-0	2-2	0	2	2	2	1	2	0	0	1	0	0	-1
1	JaKayla Thompson		00:54	0-0	0-0	0-0	0	0	0	1	0	0	0	0	0	0	0	-4
14	Kayla Lezama		04:51	0-0	0-0	0-0	0	0	0	1	0	0	0	0	1	0	0	5
Team							1	5	6			0		2				
Totals				26-58	8-20	10-14	13	27	40	15	18	70	14	25	13	4	4	6

Technical Fouls::NONE

Shooting By Period		
1st FG%	6-15	40.0%
3PT%	2-3	66.7%
FT%	0-1	0%
2nd FG%	8-18	44.4%
3PT%	1-6	16.7%
FT%	4-6	66.7%
3rd FG%	5-15	33.3%
3PT%	2-6	33.3%
FT%	3-3	100%
4th FG%	7-10	70.0%
3PT%	3-5	60.0%
FT%	3-4	75%
GM FG%	26-58	44.8%
3PT%	8-20	40.0%
FT%	10-14	71.4%

Dead Ball Rebounds: 2, 0

	MIAMI	BCE
Biggest lead	7 (2nd 7:38)	8 (4th 6:48)
Best Scoring Run	7(3rd 4:16)	8(3rd 6:52)
Lead Changes	8	
Times Tied	3	
Time with Lead	12:00	24:50

Points from	MIAMI	BCE
Turnovers	22	22
Paint	44	32
Second Chance	13	11
Fast Breaks	14	18
Bench	22	4

Period by Period Scoring	1st	2nd	3rd	4th	TOT
MIAMI	12	23	12	17	64
BCE	14	21	15	20	70

Official Basketball Box Score - Final
Wake Forest at Miami (FL)
01/07/24 Watsco Center, Coral Gables, Fla.
2023-24 Women's Basketball

Game Time: 2:00 PM
Game Duration: 1:41
Attendance: 2,269

Officials: Denise Brooks, Bruce Morris, Courtney Robinson

Wake Forest - 47 Record: 4-11 (0-3)

NO.	Name		Min	FG M-A	3P M-A	FT M-A	Rebounds OR	DR	TOT	Fouls PF	FD	TP	AS	TO	ST	Blocks BS	BA	+/-
5	Malaya Cowles	F	21:34	2-5	0-1	0-0	1	2	3	2	0	4	1	2	0	1	1	-28
2	Kaia Harrison	G	28:48	3-6	0-0	3-4	1	1	2	1	5	9	5	1	2	0	1	-16
11	Raegyn Conley	G	25:43	2-6	1-1	0-0	0	2	2	3	1	5	1	3	0	0	4	-14
12	Kate Deeble	G	26:57	0-7	0-3	0-0	0	3	3	3	2	0	3	1	1	0	1	-20
32	Alexandria Scruggs	G	28:16	5-13	0-1	1-1	1	8	9	3	2	11	0	1	0	1	4	-16
22	Madisyn Jordan		21:60	3-7	2-5	1-2	1	2	3	2	1	9	0	2	2	0	1	-14
0	Alyssa Andrews		22:11	1-6	1-4	1-2	0	2	2	0	1	4	0	0	1	0	0	-8
21	Elise Williams		05:49	0-1	0-0	0-0	0	0	0	0	0	0	1	2	0	0	1	-9
14	Rylie Theuerkauf		09:54	1-4	1-3	2-2	0	0	0	0	3	5	0	2	0	0	0	-13
4	Aliah McWhorter		04:30	0-0	0-0	0-0	0	1	1	0	0	0	1	0	0	0	0	-5
1	Makela Quimby		04:19	0-1	0-1	0-0	0	1	1	0	0	0	0	0	4	0	0	-7
Team							8	1	9			0		1				
Totals				17-56	5-19	8-11	12	23	35	14	15	47	12	19	6	2	13	-30

Technical Fouls::NONE

Shooting By Period		
1st FG%	4-14	28.6%
3PT%	1-3	33.3%
FT%	0-0	0%
2nd FG%	6-17	35.3%
3PT%	2-7	28.6%
FT%	3-5	60%
3rd FG%	5-13	38.5%
3PT%	1-4	25.0%
FT%	0-0	0%
4th FG%	2-12	16.7%
3PT%	1-5	20.0%
FT%	5-6	83.3%
GM FG%	17-56	30.4%
3PT%	5-19	26.3%
FT%	8-11	72.7%

Dead Ball Rebounds: 3, 0

Miami (FL) - 77 Record: 11-3 (1-2)

NO.	Name		Min	FG M-A	3P M-A	FT M-A	Rebounds OR	DR	TOT	Fouls PF	FD	TP	AS	TO	ST	Blocks BS	BA	+/-
44	Kyla Oldacre	C	24:45	2-3	0-0	2-4	2	6	8	2	4	6	1	2	1	6	0	24
4	Jasmyne Roberts	G	28:46	9-11	1-1	2-2	3	2	5	2	4	21	2	1	3	0	0	32
5	Jaida Patrick	G	25:33	3-9	1-5	0-0	1	3	4	2	0	7	2	1	3	1	0	21
12	Ja'Leah Williams	G	27:27	2-6	0-2	0-0	2	3	5	2	1	4	5	1	1	0	1	21
30	Shayeann Day-Wilson	G	30:12	3-9	3-6	0-0	0	1	1	1	1	9	3	0	0	1	1	29
1	Lemyah Hylton		19:28	4-7	3-3	0-0	1	2	3	1	1	11	1	1	0	0	0	4
35	Latasha Lattimore		13:52	3-5	0-0	2-4	1	2	3	0	3	8	1	0	0	5	0	11
13	Lashae Dwyer		16:53	4-10	1-2	0-0	0	1	1	1	0	9	2	3	3	0	0	3
32	Lazaria Spearman		01:20	0-0	0-0	0-0	0	0	0	2	0	0	0	0	0	0	0	-5
21	Ally Stedman		11:44	1-3	0-2	0-0	0	2	2	2	0	2	0	3	2	0	0	10
Team							2	5	7			0		0				
Totals				31-63	9-21	6-10	12	27	39	15	14	77	17	12	13	13	2	30

Technical Fouls::NONE

Shooting By Period		
1st FG%	8-16	50.0%
3PT%	3-5	60.0%
FT%	1-1	100%
2nd FG%	6-16	37.5%
3PT%	1-4	25.0%
FT%	1-2	50%
3rd FG%	10-16	62.5%
3PT%	2-5	40.0%
FT%	2-4	50%
4th FG%	7-15	46.7%
3PT%	3-7	42.9%
FT%	2-3	66.7%
GM FG%	31-63	49.2%
3PT%	9-21	42.9%
FT%	6-10	60.0%

Dead Ball Rebounds: 1, 0

	WAKE	MIA
Biggest lead	0 (1st 10:00)	32 (4th 0:28)
Best Scoring Run	8(2nd 6:55)	11(3rd 4:55)
Lead Changes	0	
Times Tied	0	
Time with Lead	00:00	39:39

Points from	WAKE	MIA
Turnovers	6	29
Paint	22	32
Second Chance	3	16
Fast Breaks	1	12
Bench	18	30

Period by Period Scoring	1st	2nd	3rd	4th	TOT
WAKE	9	17	11	10	47
MIA	20	14	24	19	77

Official Basketball Box Score - Final
Miami at Virginia Tech
01/11/24 Cassell Coliseum, Blacksburg, Va.
2023-24 Women's Basketball

Game Time: 8:02 PM
Game Duration: 1:50
Attendance: 4,672

Officials: Maj Forsberg, Billy Smith, Tom Danaher

Miami - 52 Record: 11-4 (1-3)

NO.	Name		Min	FG M-A	3P M-A	FT M-A	Rebounds OR	DR	TOT	Fouls PF	FD	TP	AS	TO	ST	Blocks BS	BA	+/-
44	Kyla Oldacre	C	14:53	1-2	0-0	0-0	1	1	2	2	0	2	1	2	0	1	0	-20
4	Jasmyne Roberts	G	24:18	4-10	1-2	0-0	2	2	4	0	0	9	0	3	0	0	0	-20
5	Jaida Patrick	G	23:17	0-8	0-2	0-0	0	4	4	3	0	0	1	2	1	0	0	-18
12	Ja'Leah Williams	G	33:16	5-8	0-1	0-1	0	8	8	2	1	10	2	2	0	0	0	-18
30	Shayeann Day-Wilson	G	28:40	6-11	2-6	5-6	0	2	2	2	4	19	4	1	0	0	0	-18
35	Latasha Lattimore		11:02	1-3	0-0	0-0	1	1	2	2	1	2	0	2	0	2	0	4
1	Lemyah Hylton		16:47	0-3	0-2	0-0	0	3	3	2	0	0	0	1	0	0	0	-2
13	Lashae Dwyer		23:57	4-8	0-1	0-0	3	3	6	3	1	8	2	1	5	0	0	-16
32	Lazaria Spearman		07:32	1-3	0-0	0-1	2	0	2	5	2	2	0	1	0	1	0	1
21	Ally Stedman		16:18	0-5	0-4	0-0	0	0	0	1	0	0	0	1	0	0	0	-13
Team							3	2	5			0		1				
Totals				22-61	3-18	5-8	12	26	38	22	9	52	10	17	6	4	0	-24

Technical Fouls: Spearman 3rd:17Dwyer 4th:9:08

Shooting By Period		
1st FG%	6-15	40.0%
3PT%	1-4	25.0%
FT%	1-3	33.3%
2nd FG%	5-12	41.7%
3PT%	0-5	0.0%
FT%	0-0	0%
3rd FG%	6-19	31.6%
3PT%	1-5	20.0%
FT%	2-2	100%
4th FG%	5-15	33.3%
3PT%	1-4	25.0%
FT%	2-3	66.7%
GM FG%	22-61	36.1%
3PT%	3-18	16.7%
FT%	5-8	62.5%

Dead Ball Rebounds: 1, 0

Virginia Tech - 76 Record: 13-2 (4-0)

NO.	Name		Min	FG M-A	3P M-A	FT M-A	Rebounds OR	DR	TOT	Fouls PF	FD	TP	AS	TO	ST	Blocks BS	BA	+/-
4	Rose Micheaux	F	06:41	0-1	0-0	3-4	2	2	4	0	2	3	1	0	0	0	0	3
33	Elizabeth Kitley	C	33:50	11-19	1-1	8-10	3	8	11	2	7	31	1	4	1	0	1	24
5	Georgia Amoore	G	34:13	4-13	2-10	6-7	0	3	3	1	6	16	6	7	2	0	0	25
11	Matilda Ekh	G	23:38	4-7	4-7	0-0	0	1	1	0	0	12	1	0	0	0	0	23
22	Cayla King	G	26:43	1-4	1-4	0-0	0	5	5	2	1	3	2	0	1	0	0	7
10	Carys Baker		12:32	0-1	0-1	0-0	0	2	2	0	1	0	0	0	0	0	0	4
1	Carleigh Wenzel		30:29	1-6	0-2	2-2	0	3	3	1	2	4	4	1	2	0	1	21
20	Olivia Summiel		16:36	2-4	1-1	0-0	2	1	3	1	1	5	0	0	0	0	0	9
12	Samyha Suffren		04:57	0-1	0-0	0-0	0	0	0	1	0	0	1	0	0	0	0	-4
13	Clara Strack		10:21	1-5	0-0	0-0	4	1	5	1	0	2	2	0	0	0	2	8
Team							1	3	4			0		0				
Totals				24-61	9-26	19-23	12	29	41	9	20	76	18	12	6	0	4	24

Technical Fouls::NONE

Shooting By Period		
1st FG%	4-19	21.1%
3PT%	0-8	0.0%
FT%	6-8	75%
2nd FG%	11-17	64.7%
3PT%	3-5	60.0%
FT%	1-1	100%
3rd FG%	3-11	27.3%
3PT%	3-8	37.5%
FT%	8-10	80%
4th FG%	6-14	42.9%
3PT%	3-5	60.0%
FT%	4-4	100%
GM FG%	24-61	39.3%
3PT%	9-26	34.6%
FT%	19-23	82.6%

Dead Ball Rebounds: 3, 0

	Canes	Hokies
Biggest lead	3 (1st 2:22)	29 (4th 1:30)
Best Scoring Run	5(4th 0:02)	15(2nd 2:36)
Lead Changes	9	
Times Tied	7	
Time with Lead	05:04	29:34

Points from	Canes	Hokies
Turnovers	10	18
Paint	30	18
Second Chance	10	10
Fast Breaks	8	6
Bench	12	11

Period by Period Scoring	1st	2nd	3rd	4th	TOT
Canes	14	10	15	13	52
Hokies	14	26	17	19	76

Game Notes:3:15 (3rd) - Unsportsmanlike Foul - Miami #32 ◆ 9:08 (4th) - Intentional/Unsportsmanlike Foul - Miami #13 ◆

Miami (FL) - 59 Record: 11-5 (1-4)

NO.	Name		Min	FG M-A	3P M-A	FT M-A	Rebounds OR	DR	TOT	Fouls PF	FD	TP	AS	TO	ST	Blocks BS	BA	+/-
44	Kyla Oldacre	C	16:04	1-3	0-0	0-0	1	4	5	4	1	2	0	2	0	1	0	3
4	Jasmyne Roberts	G	15:09	1-3	0-1	0-0	2	4	6	1	2	2	3	4	0	1	0	-4
5	Jaida Patrick	G	27:54	5-11	2-6	3-3	0	6	6	1	3	15	1	5	2	1	1	-2
12	Ja'Leah Williams	G	29:51	3-3	0-0	0-0	1	2	3	4	1	6	0	1	2	0	0	-12
30	Shayeann Day-Wilson	G	30:45	5-12	1-6	0-0	1	1	2	5	1	11	3	2	1	0	1	-11
32	Lazaria Spearman		17:48	2-6	0-0	3-6	2	7	9	2	3	7	0	4	0	1	2	-2
13	Lashae Dwyer		23:23	4-7	0-1	1-2	0	0	0	5	1	9	2	3	0	0	0	0
35	Latasha Lattimore		12:11	0-1	0-0	0-0	2	3	5	2	0	0	2	1	0	2	0	-13
1	Lemyah Hylton		21:33	3-11	1-6	0-0	1	1	2	0	0	7	0	2	0	0	1	-23
21	Ally Stedman		05:23	0-2	0-2	0-0	0	0	0	0	0	0	1	2	0	0	0	9
Team							3	0	3			0		0				
Totals				24-59	4-22	7-11	13	28	41	24	12	59	12	26	5	6	5	-11

Technical Fouls::NONE

Shooting By Period		
1st FG%	6-15	40.0%
3PT%	1-4	25.0%
FT%	0-0	0%
2nd FG%	4-14	28.6%
3PT%	1-8	12.5%
FT%	2-4	50%
3rd FG%	5-13	38.5%
3PT%	0-2	0.0%
FT%	1-2	50%
4th FG%	9-17	52.9%
3PT%	2-8	25.0%
FT%	4-5	80%
GM FG%	24-59	40.7%
3PT%	4-22	18.2%
FT%	7-11	63.6%

Dead Ball Rebounds: 0, 0

Notre Dame - 70 Record: 12-3 (3-2)

NO.	Name		Min	FG M-A	3P M-A	FT M-A	Rebounds OR	DR	TOT	Fouls PF	FD	TP	AS	TO	ST	Blocks BS	BA	+/-
21	Maddy Westbeld	F	37:56	2-14	0-1	1-1	3	3	6	4	2	5	4	6	4	1	1	5
22	Kylee Watson	F	24:36	0-4	0-0	0-0	3	2	5	3	2	0	1	2	0	4	1	9
3	Hannah Hidalgo	G	38:32	9-19	2-5	5-7	0	7	7	2	7	25	2	6	7	0	0	8
11	Sonia Citron	G	32:07	4-9	3-5	4-4	0	4	4	0	4	15	1	1	1	0	1	5
13	Anna DeWolfe	G	31:36	2-6	0-2	5-5	0	0	0	0	4	9	4	1	2	0	1	15
15	Natalija Marshall		11:12	3-6	0-0	0-0	3	0	3	3	0	6	0	0	1	0	1	4
14	KK Bransford		24:00	3-7	0-0	4-5	2	6	8	0	5	10	0	1	0	0	1	9
Team							4	4	8			0		0				
Totals				23-65	5-13	19-22	15	26	41	12	24	70	12	17	15	5	6	11

Technical Fouls::NONE

Shooting By Period		
1st FG%	6-21	28.6%
3PT%	1-4	25.0%
FT%	2-2	100%
2nd FG%	9-17	52.9%
3PT%	2-3	66.7%
FT%	5-8	62.5%
3rd FG%	4-17	23.5%
3PT%	1-3	33.3%
FT%	4-4	100%
4th FG%	4-10	40.0%
3PT%	1-3	33.3%
FT%	8-8	100%
GM FG%	23-65	35.4%
3PT%	5-13	38.5%
FT%	19-22	86.4%

Dead Ball Rebounds: 2, 0

	MIA	UND
Biggest lead	5 (1st 7:18)	23 (4th 9:26)
Best Scoring Run	9(4th 6:37)	11(4th 9:26)
Lead Changes	3	
Times Tied	3	
Time with Lead	04:22	32:10

Points from	MIA	UND
Turnovers	15	31
Paint	36	26
Second Chance	12	8
Fast Breaks	17	16
Bench	23	16

Period by Period Scoring	1st	2nd	3rd	4th	TOT
MIA	13	11	11	24	59
UND	15	25	13	17	70

BOX SCORES

Official Basketball Box Score - Final
#4 NC State at Miami (FL)
01/18/24 Watsco Center, Coral Gables, Fla.
2023-24 Women's Basketball

Game Time: 6:00 PM
Game Duration: 1:49
Attendance: 2,366

Officials: Rod Creech, Mark Resch, Toni Patillo

#4 NC State - 59 — **Record: 15-2 (3-2)**

NO.	Name		Min	FG M-A	3P M-A	FT M-A	Rebounds OR	DR	TOT	Fouls PF	FD	TP	AS	TO	ST	Blocks BS	BA	+/-
2	Mimi Collins	F	37:43	5-11	2-3	6-8	4	2	6	2	6	18	1	1	0	1	0	-15
10	Aziaha James	G	29:02	2-16	0-6	2-2	2	0	2	3	3	6	2	1	2	0	0	-10
21	Madison Hayes	G	32:54	2-9	0-2	0-0	6	2	8	0	0	4	0	2	2	0	1	-20
22	Saniya Rivers	G	38:00	5-14	2-7	5-5	1	5	6	1	5	17	3	7	2	1	1	-15
35	Zoe Brooks	G	37:11	4-11	2-3	4-4	3	2	5	3	3	14	0	4	1	1	1	-13
24	Laci Steele		13:23	0-3	0-2	0-0	0	1	1	0	0	0	3	0	0	0	0	-2
11	Maddie Cox		09:30	0-0	0-0	0-0	0	3	3	1	0	0	0	0	0	1	0	4
15	Lizzy Williamson		02:17	0-0	0-0	0-0	1	0	1	0	0	0	0	0	0	0	0	1
Team							4	2	6			0		1				
Totals				18-64	6-23	17-19	21	17	38	10	17	59	9	16	7	4	3	-14

Technical Fouls::NONE

Shooting By Period		
1st	FG%	4-20 20.0%
	3PT%	2-6 33.3%
	FT%	0-1 0%
2nd	FG%	8-18 44.4%
	3PT%	3-6 50.0%
	FT%	3-3 100%
3rd	FG%	3-14 21.4%
	3PT%	0-6 0.0%
	FT%	5-6 83.3%
4th	FG%	3-12 25.0%
	3PT%	1-5 20.0%
	FT%	9-9 100%
GM	FG%	18-64 28.1%
	3PT%	6-23 26.1%
	FT%	17-19 89.5%

Dead Ball Rebounds: 1, 0

Miami (FL) - 73 — **Record: 12-5 (2-4)**

NO.	Name		Min	FG M-A	3P M-A	FT M-A	Rebounds OR	DR	TOT	Fouls PF	FD	TP	AS	TO	ST	Blocks BS	BA	+/-
44	Kyla Oldacre	C	15:31	0-0	0-0	0-0	0	1	1	5	0	0	2	3	0	1	0	2
4	Jasmyne Roberts	G	35:54	7-14	2-5	2-2	0	5	5	2	2	18	1	2	4	0	0	10
5	Jaida Patrick	G	30:14	3-6	0-2	0-0	1	3	4	2	0	6	1	2	1	0	1	16
12	Ja'Leah Williams	G	32:39	1-4	1-1	0-0	1	4	5	1	0	3	5	1	0	0	2	18
30	Shayeann Day-Wilson	G	29:30	7-14	3-7	1-1	0	1	1	0	1	18	3	2	3	0	0	8
35	Latasha Lattimore		06:54	0-0	0-0	0-0	1	3	4	0	0	0	1	1	0	2	0	4
1	Lemyah Hylton		01:53	0-1	0-0	0-0	0	0	0	0	0	0	0	0	0	0	0	2
32	Lazaria Spearman		14:36	4-5	0-0	2-4	2	6	8	4	5	10	0	2	1	0	0	3
13	Lashae Dwyer		26:26	8-12	2-3	0-1	3	3	6	2	2	18	2	2	2	0	1	9
21	Ally Stedman		06:24	0-0	0-0	0-0	0	0	0	1	0	0	0	0	0	0	0	-2
Team							3	0	3			0		3				
Totals				30-56	8-18	5-8	11	26	37	17	10	73	15	18	11	3	4	14

Technical Fouls::NONE

Shooting By Period		
1st	FG%	9-12 75.0%
	3PT%	3-4 75.0%
	FT%	0-2 0%
2nd	FG%	10-20 50.0%
	3PT%	1-6 16.7%
	FT%	1-1 100%
3rd	FG%	3-11 27.3%
	3PT%	2-5 40.0%
	FT%	0-1 0%
4th	FG%	8-13 61.5%
	3PT%	2-3 66.7%
	FT%	4-4 100%
GM	FG%	30-56 53.6%
	3PT%	8-18 44.4%
	FT%	5-8 62.5%

Dead Ball Rebounds: 1, 0

	NCS	MIA
Biggest lead	1 (1st 9:32)	19 (4th 1:18)
Best Scoring Run	7(3rd 5:57)	12(2nd 9:01)
Lead Changes	4	
Times Tied	0	
Time with Lead	01:38	38:17

Points from	NCS	MIA
Turnovers	15	22
Paint	16	38
Second Chance	15	12
Fast Breaks	6	10
Bench	0	28

Period by Period Scoring	1st	2nd	3rd	4th	TOT
NCS	10	22	11	16	59
MIA	21	22	8	22	73

Official Basketball Box Score - Final
Miami (FL) at North Carolina
01/25/24 Carmichael Arena, Chapel Hill
2023-24 Women's Basketball

Game Time: 8:00 PM
Game Duration: 1:57
Attendance: 2,530

Officials: Tiara Cruse, Bruce Morris, Saif Esho

Miami (FL) - 61 — **Record: 12-6 (2-5)**

NO.	Name		Min	FG M-A	3P M-A	FT M-A	Rebounds OR	DR	TOT	Fouls PF	FD	TP	AS	TO	ST	Blocks BS	BA	+/-
44	Kyla Oldacre	C	10:51	0-2	0-0	1-2	0	3	3	2	1	1	0	2	0	0	1	-7
4	Jasmyne Roberts	G	19:41	1-4	0-2	2-2	2	2	4	1	2	4	1	4	0	0	0	-10
5	Jaida Patrick	G	31:26	4-9	2-6	0-0	2	5	7	0	2	10	2	1	1	0	0	-8
12	Ja'Leah Williams	G	29:31	2-4	1-2	0-0	0	5	5	1	2	5	1	1	1	0	0	-14
30	Shayeann Day-Wilson	G	33:24	6-11	5-8	1-1	1	1	2	4	2	18	2	3	1	0	1	-2
32	Lazaria Spearman		22:29	2-5	0-0	2-3	5	4	9	5	4	6	0	2	1	0	0	18
13	Lashae Dwyer		21:14	3-7	2-3	1-2	2	1	3	3	1	9	1	3	2	0	0	-1
35	Latasha Lattimore		06:35	0-2	0-0	0-0	0	0	0	2	0	0	0	1	0	1	1	-14
1	Lemyah Hylton		07:14	1-4	0-2	0-0	0	0	0	1	0	2	0	0	1	0	0	-6
21	Ally Stedman		17:36	2-7	2-7	0-0	0	1	1	3	1	6	3	0	0	0	0	19
Team							2	0	2			0		1				
Totals				21-55	12-30	7-10	14	22	36	22	15	61	10	18	7	1	3	-5

Technical Fouls::NONE

Shooting By Period		
1st	FG%	3-12 25.0%
	3PT%	1-5 20.0%
	FT%	1-2 50%
2nd	FG%	7-13 53.8%
	3PT%	5-10 50.0%
	FT%	1-2 50%
3rd	FG%	3-15 20.0%
	3PT%	1-6 16.7%
	FT%	4-5 80%
4th	FG%	8-15 53.3%
	3PT%	5-9 55.6%
	FT%	1-1 100%
GM	FG%	21-55 38.2%
	3PT%	12-30 40.0%
	FT%	7-10 70.0%

Dead Ball Rebounds: 2, 0

North Carolina - 66 — **Record: 15-5 (7-1)**

NO.	Name		Min	FG M-A	3P M-A	FT M-A	Rebounds OR	DR	TOT	Fouls PF	FD	TP	AS	TO	ST	Blocks BS	BA	+/-
5	Maria Gakdeng	C	22:32	6-9	0-0	1-3	4	1	5	5	4	13	1	1	0	0	0	16
1	Alyssa Ustby	G	38:21	5-12	0-0	2-3	4	6	10	2	2	12	4	1	2	2	0	10
10	Reniya Kelly	G	31:39	4-5	2-3	0-0	0	0	0	1	0	10	2	3	0	0	0	6
20	Lexi Donarski	G	40:00	5-11	2-6	0-0	1	2	3	2	2	12	1	0	2	0	0	5
25	Deja Kelly	G	35:36	5-13	0-4	8-10	0	3	3	3	11	18	3	4	0	0	0	5
31	Anya Poole		11:07	0-3	0-0	0-0	2	0	2	1	0	0	0	0	1	1	1	-5
24	Indya Nivar		14:35	0-2	0-0	1-2	0	0	0	0	2	1	1	1	2	0	0	-4
13	Teonni Key		06:10	0-0	0-0	0-0	0	4	4	1	1	0	0	2	0	0	0	-8
Team							1	3	4			0		0				
Totals				25-55	4-13	12-18	12	19	31	15	22	66	12	12	7	3	1	5

Technical Fouls::NONE

Shooting By Period		
1st	FG%	8-13 61.5%
	3PT%	3-4 75.0%
	FT%	3-5 60%
2nd	FG%	7-15 46.7%
	3PT%	0-4 0.0%
	FT%	2-3 66.7%
3rd	FG%	6-13 46.2%
	3PT%	1-3 33.3%
	FT%	1-3 33.3%
4th	FG%	4-14 28.6%
	3PT%	0-2 0.0%
	FT%	6-7 85.7%
GM	FG%	25-55 45.5%
	3PT%	4-13 30.8%
	FT%	12-18 66.7%

Dead Ball Rebounds: 2, 2

	UM	UNC
Biggest lead	0 (1st 10:00)	19 (2nd 8:02)
Best Scoring Run	9(2nd 1:30)	10(1st 0:01)
Lead Changes	0	
Times Tied	0	
Time with Lead	00:00	39:39

Points from	UM	UNC
Turnovers	16	19
Paint	14	28
Second Chance	6	10
Fast Breaks	8	2
Bench	23	1

Period by Period Scoring	1st	2nd	3rd	4th	TOT
UM	8	20	11	22	61
UNC	22	16	14	14	66

Official Basketball Box Score - Final
Duke at Miami (FL)
01/28/24 Watsco Center, Coral Gables, Fla.
2023-24 Women's Basketball

Game Time: 2:00 PM
Game Duration: 1:58
Attendance: 3,112

Officials: Eric Brewton, Katie Lukanich, Ryan Durham

Duke - 58 — **Record: 13-7 (5-4)**

NO.	Name		Min	FG M-A	3P M-A	FT M-A	Rebounds OR	DR	TOT	Fouls PF	FD	TP	AS	TO	ST	Blocks BS	BA	+/-
42	Kennedy Brown	F	29:18	3-8	0-2	0-0	2	4	6	4	3	6	3	4	1	0	0	-9
3	Ashlon Jackson	G	28:26	2-8	1-5	0-0	2	4	6	1	2	5	2	0	1	0	0	-12
4	Jadyn Donovan	G	30:41	5-9	0-0	0-2	1	3	4	1	1	10	6	6	0	0	1	-6
22	Taina Mair	G	32:52	1-6	1-4	5-5	0	4	4	1	2	8	2	1	1	1	1	-7
24	Reigan Richardson	G	29:32	3-10	1-3	3-3	1	2	3	4	3	10	2	1	1	0	1	-6
5	Oluchi Okananwa		26:05	5-9	1-4	2-5	1	2	3	2	6	13	2	4	1	0	1	-2
21	Camilla Emsbo		10:42	2-3	0-0	0-0	2	1	3	3	0	4	1	1	0	0	0	3
12	Delaney Thomas		05:51	1-1	0-0	0-0	0	0	0	1	0	2	0	0	0	0	0	4
15	Emma Koabel		06:34	0-1	0-1	0-0	0	0	0	0	0	0	0	0	0	0	0	5
Team							2	5	7			0		1				
Totals				22-55	4-19	10-15	11	25	36	17	17	58	18	18	5	1	4	-6

Technical Fouls::NONE

Shooting By Period		
1st	FG%	6-13 46.2%
	3PT%	2-4 50.0%
	FT%	1-2 50%
2nd	FG%	3-14 21.4%
	3PT%	1-6 16.7%
	FT%	1-2 50%
3rd	FG%	8-13 61.5%
	3PT%	1-3 33.3%
	FT%	1-2 50%
4th	FG%	5-15 33.3%
	3PT%	0-6 0.0%
	FT%	7-9 77.8%
GM	FG%	22-55 40.0%
	3PT%	4-19 21.1%
	FT%	10-15 66.7%

Dead Ball Rebounds: 3, 0

Miami (FL) - 64 — **Record: 13-6 (3-5)**

NO.	Name		Min	FG M-A	3P M-A	FT M-A	Rebounds OR	DR	TOT	Fouls PF	FD	TP	AS	TO	ST	Blocks BS	BA	+/-
32	Lazaria Spearman	F	24:57	1-2	0-1	5-8	1	7	8	4	5	7	1	2	1	1	0	13
4	Jasmyne Roberts	G	32:46	4-12	1-7	0-0	0	4	4	1	0	9	1	2	2	1	0	3
5	Jaida Patrick	G	33:38	2-7	1-2	2-2	1	3	4	3	2	7	2	2	3	1	0	10
12	Ja'Leah Williams	G	33:18	4-6	2-3	6-8	2	5	7	3	7	16	1	3	1	0	0	10
30	Shayeann Day-Wilson	G	27:58	6-12	5-9	0-0	0	0	0	3	0	17	3	3	0	0	1	11
44	Kyla Oldacre		15:03	2-3	0-0	0-0	2	1	3	1	2	4	1	0	1	1	0	-7
13	Lashae Dwyer		18:46	0-4	0-0	1-2	1	0	1	0	1	1	2	0	1	0	0	-9
21	Ally Stedman		08:04	1-3	1-2	0-0	0	1	1	2	0	3	0	1	0	0	0	-5
1	Lemyah Hylton		05:30	0-0	0-0	0-0	0	2	2	0	0	0	0	1	0	0	0	4
Team							0	1	1			0		0				
Totals				20-49	10-24	14-20	7	24	31	17	17	64	11	14	9	4	1	6

Technical Fouls::NONE

Shooting By Period		
1st	FG%	6-16 37.5%
	3PT%	2-6 33.3%
	FT%	0-0 0%
2nd	FG%	7-14 50.0%
	3PT%	4-8 50.0%
	FT%	1-2 50%
3rd	FG%	4-8 50.0%
	3PT%	2-3 66.7%
	FT%	6-10 60%
4th	FG%	3-11 27.3%
	3PT%	2-7 28.6%
	FT%	7-8 87.5%
GM	FG%	20-49 40.8%
	3PT%	10-24 41.7%
	FT%	14-20 70.0%

Dead Ball Rebounds: 3, 0

	DUKE	MIA
Biggest lead	2 (1st 8:08)	14 (3rd 5:58)
Best Scoring Run	7(1st 0:04)	10(2nd 2:08)
Lead Changes	6	
Times Tied	2	
Time with Lead	02:46	34:45

Points from	DUKE	MIA
Turnovers	15	16
Paint	28	14
Second Chance	7	8
Fast Breaks	5	12
Bench	19	8

Period by Period Scoring	1st	2nd	3rd	4th	TOT
DUKE	15	8	18	17	58
MIA	14	19	16	15	64

Official Basketball Box Score - Final
Miami (FL) at Wake Forest
02/01/24 LJVM Colseum, Winston-Salem
2023-24 Women's Basketball

Game Time: 6:00 PM
Game Duration: 1:38
Attendance: 811

Officials: Ed Sidlasky, Brenda Pantoja, Jules Gallien

Miami (FL) - 72 — **Record: 14-6 (4-5)**

NO.	Name		Min	FG M-A	3P M-A	FT M-A	Rebounds OR	DR	TOT	Fouls PF	FD	TP	AS	TO	ST	Blocks BS	BA	+/-
32	Lazaria Spearman	F	13:34	1-6	0-0	0-0	2	1	3	4	1	2	0	2	1	0	0	10
4	Jasmyne Roberts	G	26:50	6-7	2-3	1-1	1	2	3	3	1	15	2	2	2	1	0	20
5	Jaida Patrick	G	23:55	2-9	2-6	0-0	1	5	6	1	0	6	2	1	1	0	0	15
12	Ja'Leah Williams	G	31:08	1-5	0-3	0-0	0	6	6	0	0	2	3	0	1	1	1	17
30	Shayeann Day-Wilson	G	33:58	6-10	3-7	0-0	0	1	1	1	1	15	4	2	1	0	0	21
35	Latasha Lattimore		15:41	4-6	0-0	1-2	1	1	2	0	3	9	1	1	1	1	0	8
1	Lemyah Hylton		17:04	3-5	2-3	1-1	1	0	1	1	1	9	3	0	1	1	0	8
13	Lashae Dwyer		16:22	2-5	0-1	0-0	0	1	1	1	0	4	0	1	1	0	1	-4
44	Kyla Oldacre		14:17	2-3	0-0	4-4	3	2	5	0	4	8	1	0	1	0	0	1
21	Ally Stedman		07:11	1-3	0-1	0-0	0	0	0	0	0	2	0	0	0	0	0	-6
Team							3	1	4			0		3				
Totals				28-59	9-24	7-8	12	20	32	11	11	72	16	12	10	4	2	18

Technical Fouls::NONE

Shooting By Period		
1st	FG%	7-13 53.8%
	3PT%	1-3 33.3%
	FT%	1-1 100%
2nd	FG%	7-18 38.9%
	3PT%	1-7 14.3%
	FT%	0-0 0%
3rd	FG%	6-17 35.3%
	3PT%	3-8 37.5%
	FT%	5-6 83.3%
4th	FG%	8-11 72.7%
	3PT%	4-6 66.7%
	FT%	1-1 100%
GM	FG%	28-59 47.5%
	3PT%	9-24 37.5%
	FT%	7-8 87.5%

Dead Ball Rebounds: 3, 1

Wake Forest - 54 — **Record: 4-17 (0-9)**

NO.	Name		Min	FG M-A	3P M-A	FT M-A	Rebounds OR	DR	TOT	Fouls PF	FD	TP	AS	TO	ST	Blocks BS	BA	+/-
5	Malaya Cowles	F	26:06	2-5	0-0	1-2	2	1	3	3	1	5	1	2	1	0	0	-13
2	Kaia Harrison	G	29:02	4-12	0-1	2-2	2	1	3	1	3	10	2	1	0	0	1	-20
12	Kate Deeble	G	32:17	6-10	3-5	0-0	1	1	2	1	1	15	6	2	0	0	1	-16
14	Rylie Theuerkauf	G	14:38	1-7	1-3	0-0	1	2	3	0	1	3	0	0	0	0	2	-8
32	Alexandria Scruggs	G	24:55	2-5	0-2	1-1	1	3	4	2	3	5	1	3	0	1	0	-14
22	Madisyn Jordan		11:26	2-2	2-2	0-0	1	0	1	2	0	6	0	1	1	0	0	-11
21	Elise Williams		24:32	2-9	1-4	2-2	1	1	2	1	2	7	3	4	0	0	0	-7
0	Alyssa Andrews		17:34	0-4	0-1	0-0	2	5	7	1	0	0	1	0	0	1	0	2
11	Raegyn Conley		15:35	1-2	1-2	0-0	0	1	1	0	0	3	0	0	0	0	0	-3
1	Makela Quimby		02:27	0-0	0-0	0-0	1	0	1	0	0	0	0	1	0	0	0	0
4	Aliah McWhorter		01:29	0-0	0-0	0-0	0	0	0	0	0	0	1	0	0	0	0	0
Team							1	2	3			0		1				
Totals				20-56	8-20	6-7	13	17	30	11	11	54	15	15	2	2	4	-18

Technical Fouls::NONE

Shooting By Period		
1st	FG%	5-13 38.5%
	3PT%	1-2 50.0%
	FT%	0-0 0%
2nd	FG%	6-15 40.0%
	3PT%	3-7 42.9%
	FT%	2-2 100%
3rd	FG%	4-11 36.4%
	3PT%	1-4 25.0%
	FT%	3-4 75%
4th	FG%	5-17 29.4%
	3PT%	3-7 42.9%
	FT%	1-1 100%
GM	FG%	20-56 35.7%
	3PT%	8-20 40.0%
	FT%	6-7 85.7%

Dead Ball Rebounds: 3, 0

	MIA	WFU
Biggest lead	21 (4th 0:26)	2 (1st 8:32)
Best Scoring Run	9(3rd 6:53)	8(2nd 9:23)
Lead Changes	3	
Times Tied	4	
Time with Lead	33:23	01:42

Points from	MIA	WFU
Turnovers	24	10
Paint	32	20
Second Chance	11	7
Fast Breaks	9	7
Bench	32	16

Period by Period Scoring	1st	2nd	3rd	4th	TOT
MIA	16	15	20	21	72
WFU	11	17	12	14	54

Official Basketball Box Score - Final

Miami (FL) at Florida State

02/04/24 Donald L. Tucker Center, Tallahassee
2023-24 Women's Basketball

Game Time: 11:00 AM
Game Duration: 1:49
Attendance: 2,277

Officials: John Capolino, Saif Esho, Linda Miles

Miami (FL) - 68 **Record: 14-7 (4-6)**

NO.	Name		Min	FG	3P	FT	Rebounds			Fouls		TP	AS	TO	ST	Blocks		+/-
				M-A	M-A	M-A	OR	DR	TOT	PF	FD					BS	BA	
32	Lazaria Spearman	F	13:35	1-3	0-0	0-1	1	2	3	4	1	2	0	0	0	0	0	-1
4	Jasmyne Roberts	G	28:21	5-11	1-3	1-1	2	2	4	3	1	12	2	7	2	0	1	5
5	Jaida Patrick	G	26:40	2-9	0-3	1-2	3	9	12	0	2	5	1	1	1	0	0	2
12	Ja'Leah Williams	G	38:00	2-9	2-5	0-0	1	3	4	1	1	6	8	2	1	0	0	-2
30	Shayeann Day-Wilson	G	37:37	5-14	2-8	0-0	0	4	4	2	2	12	4	2	0	0	1	-8
35	Latasha Lattimore		21:17	7-8	0-0	0-0	1	0	1	3	0	14	1	0	1	1	0	4
13	Lashae Dwyer		10:01	1-5	0-1	0-0	0	1	1	1	0	2	2	0	0	0	2	-12
1	Lemyah Hylton		19:21	5-6	3-4	2-2	0	1	1	2	1	15	0	1	0	0	0	-13
44	Kyla Oldacre		05:08	0-0	0-0	0-0	0	1	1	0	0	0	0	1	0	0	0	-10
Team							2	0	2			0		0				
Totals				28-65	8-24	4-6	10	23	33	16	8	68	18	14	5	1	4	-7

Technical Fouls::NONE

Shooting By Period			
1st	FG%	7-18	38.9%
	3PT%	1-5	20.0%
	FT%	0-1	0%
2nd	FG%	6-15	40.0%
	3PT%	3-7	42.9%
	FT%	3-3	100%
3rd	FG%	10-15	66.7%
	3PT%	3-6	50.0%
	FT%	1-2	50%
4th	FG%	5-17	29.4%
	3PT%	1-6	16.7%
	FT%	0-0	0%
GM	FG%	28-65	43.1%
	3PT%	8-24	33.3%
	FT%	4-6	66.7%

Dead Ball Rebounds: 0, 2

Florida State - 75 **Record: 16-7 (7-4)**

NO.	Name		Min	FG	3P	FT	Rebounds			Fouls		TP	AS	TO	ST	Blocks		+/-
				M-A	M-A	M-A	OR	DR	TOT	PF	FD					BS	BA	
21	Makayla Timpson	F	32:40	9-13	0-0	4-4	5	5	10	2	3	22	0	0	1	1	0	-3
00	Ta'Niya Latson	G	32:14	4-11	1-5	6-6	1	6	7	1	5	15	6	4	0	0	0	15
1	Brianna Turnage	G	18:08	2-3	1-2	0-0	2	3	5	1	0	5	0	1	2	0	0	2
3	O'Mariah Gordon	G	36:00	6-11	3-5	1-1	1	5	6	1	2	16	4	3	1	2	0	4
4	Sara Bejedi	G	33:27	3-10	3-8	2-6	0	2	2	2	6	11	3	3	1	0	0	18
2	Alexis Tucker		11:52	1-5	1-3	0-0	0	2	2	0	0	3	0	2	0	0	1	-3
13	Carla Viegas		09:23	1-2	1-2	0-0	0	0	0	0	0	3	0	1	0	0	0	-4
22	Sakyia White		07:20	0-1	0-0	0-0	0	2	2	1	0	0	0	1	1	1	0	10
24	Amaya Bonner		18:56	0-1	0-1	0-0	0	1	1	0	0	0	3	2	0	0	0	-4
Team							0	2	2			0		0				
Totals				26-57	10-26	13-17	9	28	37	8	16	75	16	17	6	4	1	7

Technical Fouls::NONE

Shooting By Period			
1st	FG%	8-15	53.3%
	3PT%	3-7	42.9%
	FT%	2-2	100%
2nd	FG%	7-17	41.2%
	3PT%	2-6	33.3%
	FT%	4-7	57.1%
3rd	FG%	6-14	42.9%
	3PT%	2-7	28.6%
	FT%	1-2	50%
4th	FG%	5-11	45.5%
	3PT%	3-6	50.0%
	FT%	6-6	100%
GM	FG%	26-57	45.6%
	3PT%	10-26	38.5%
	FT%	13-17	76.5%

Dead Ball Rebounds: 1, 1

	UM	FSU
Biggest lead	5 (4th 6:33)	13 (3rd 8:25)
Best Scoring Run	12(3rd 2:36)	9(4th 1:50)
Lead Changes	9	
Times Tied	8	
Time with Lead	05:27	31:07

Points from	UM	FSU
Turnovers	21	12
Paint	30	22
Second Chance	15	7
Fast Breaks	2	3
Bench	31	6

Period by Period Scoring	1st	2nd	3rd	4th	TOT
UM	15	18	24	11	68
FSU	21	20	15	19	75

Official Basketball Box Score - Final

Clemson at Miami (FL)

02/08/24 Watsco Center, Coral Gables, Fla.
2023-24 Women's Basketball

Game Time: 6:00 PM
Game Duration: 2:16
Attendance: 2,391

Officials: Dee Kanter, Talisa Green, Teresa Stuck

Clemson - 72 **Record: 11-13 (4-8)**

NO.	Name		Min	FG	3P	FT	Rebounds			Fouls		TP	AS	TO	ST	Blocks		+/-
				M-A	M-A	M-A	OR	DR	TOT	PF	FD					BS	BA	
3	MaKayla Elmore	F	33:29	1-4	1-2	0-0	1	2	3	2	1	3	1	2	1	0	0	-11
5	Amari Robinson	F	38:32	10-19	1-3	3-3	4	3	7	0	2	24	2	4	1	0	2	-2
1	Dayshanette Harris	G	39:27	6-14	3-5	7-10	0	6	6	2	13	22	6	3	3	0	1	-3
22	Ruby Whitehorn	G	35:48	3-12	0-5	0-0	3	4	7	3	1	6	3	3	0	0	0	-6
30	Madi Ott	G	41:49	3-7	3-6	0-0	1	1	2	1	0	9	3	0	0	0	0	-4
21	Eno Inyang		12:05	0-1	0-0	2-2	0	1	1	3	2	2	0	1	1	0	0	4
2	Nya Valentine		16:28	1-5	1-5	0-0	0	0	0	0	0	3	1	0	0	0	0	7
34	Amani Freeman		07:24	0-1	0-0	3-4	2	1	3	0	2	3	0	2	0	0	0	0
Team							2	2	4			0		1				
Totals				24-63	9-26	15-19	13	20	33	11	21	72	16	16	6	0	3	-3

Technical Fouls::NONE

Shooting By Period			
1st	FG%	7-17	41.2%
	3PT%	2-6	33.3%
	FT%	2-2	100%
2nd	FG%	7-15	46.7%
	3PT%	4-10	40.0%
	FT%	3-4	75%
3rd	FG%	4-14	28.6%
	3PT%	2-5	40.0%
	FT%	4-6	66.7%
4th	FG%	2-10	20.0%
	3PT%	0-2	0.0%
	FT%	4-4	100%
:OT	FG%	4-7	57.1%
	3PT%	1-3	33.3%
	FT%	2-3	66.7%
GM	FG%	24-63	38.1%
	3PT%	9-26	34.6%
	FT%	15-19	78.9%

Dead Ball Rebounds: 3, 1

Miami (FL) - 75 **Record: 15-7 (5-6)**

NO.	Name		Min	FG	3P	FT	Rebounds			Fouls		TP	AS	TO	ST	Blocks		+/-
				M-A	M-A	M-A	OR	DR	TOT	PF	FD					BS	BA	
44	Kyla Oldacre	C	16:01	2-4	0-0	0-0	3	2	5	0	1	4	0	1	0	0	0	0
4	Jasmyne Roberts	G	21:42	1-3	0-1	0-0	0	2	2	2	0	2	3	1	2	0	0	-7
5	Jaida Patrick	G	25:46	3-9	3-9	0-0	1	1	2	3	3	9	2	2	0	0	0	12
12	Ja'Leah Williams	G	39:13	5-10	0-3	1-2	2	7	9	4	2	11	5	5	1	0	0	2
30	Shayeann Day-Wilson	G	32:25	5-13	3-7	4-5	1	4	5	4	2	17	5	4	1	0	0	6
35	Latasha Lattimore		29:53	2-6	1-2	4-4	4	2	6	1	2	9	1	3	1	3	0	-3
1	Lemyah Hylton		03:20	1-2	0-1	0-0	0	0	0	0	0	2	0	0	0	0	0	-2
13	Lashae Dwyer		21:35	3-7	1-5	0-0	1	1	2	5	0	7	0	1	1	0	0	-5
21	Ally Stedman		07:22	0-2	0-2	0-0	0	1	1	2	0	0	1	0	1	0	0	-1
32	Lazaria Spearman		27:44	7-12	0-0	0-1	4	3	7	0	1	14	1	1	1	0	0	13
Team							2	3	5			0		3				
Totals				29-68	8-30	9-12	18	26	44	21	11	75	18	21	8	3	0	3

Technical Fouls::NONE

Shooting By Period			
1st	FG%	5-14	35.7%
	3PT%	0-4	0.0%
	FT%	0-0	0%
2nd	FG%	6-17	35.3%
	3PT%	0-7	0.0%
	FT%	0-0	0%
3rd	FG%	9-18	50.0%
	3PT%	5-9	55.6%
	FT%	1-2	50%
4th	FG%	4-12	33.3%
	3PT%	1-6	16.7%
	FT%	6-8	75%
:OT	FG%	5-7	71.4%
	3PT%	2-4	50.0%
	FT%	2-2	100%
GM	FG%	29-68	42.6%
	3PT%	8-30	26.7%
	FT%	9-12	75.0%

Dead Ball Rebounds: 3, 1

	CLEM	MIA
Biggest lead	18 (2nd 3:48)	7 (1st OT 2:26)
Best Scoring Run	11(1st 2:16)	9(1st OT 3:51)
Lead Changes	2	
Times Tied	3	
Time with Lead	35:56	05:36

Points from	CLEM	MIA
Turnovers	23	15
Paint	24	32
Second Chance	9	17
Fast Breaks	4	9
Bench	8	32

Period by Period Scoring	1st	2nd	3rd	4th	OT1	TOT
CLEM	18	21	14	8	11	72
MIA	10	12	24	15	14	75

Official Basketball Box Score - Final

Miami (FL) at Georgia Tech

02/11/24 McCamish Pavilion, Atlanta
Georgia Tech vs. Miami

Game Time: 2:00 PM
Game Duration: 1:57
Attendance: 2,214

Officials: Denise Brooks, Kevin Sparrock, Alexis Perez

Miami (FL) - 62 **Record: 16-7 (6-6)**

NO.	Name		Min	FG	3P	FT	Rebounds			Fouls		TP	AS	TO	ST	Blocks		+/-
				M-A	M-A	M-A	OR	DR	TOT	PF	FD					BS	BA	
44	Kyla Oldacre	C	17:54	3-4	0-0	0-1	2	3	5	3	2	6	0	1	0	0	0	-5
4	Jasmyne Roberts	G	34:38	6-10	0-1	2-3	1	4	5	1	3	14	1	4	1	0	0	1
5	Jaida Patrick	G	30:40	2-10	0-3	2-2	2	5	7	2	2	6	2	0	1	1	1	3
12	Ja'Leah Williams	G	31:21	4-8	0-0	1-2	1	1	2	2	4	9	2	2	2	0	0	-3
30	Shayeann Day-Wilson	G	36:07	5-11	2-6	5-6	0	4	4	1	5	17	3	1	0	0	0	3
13	Lashae Dwyer		12:32	0-3	0-1	1-2	0	3	3	0	1	1	0	2	0	0	0	4
32	Lazaria Spearman		21:00	3-7	0-0	0-0	2	5	7	2	0	6	1	2	1	0	0	9
35	Latasha Lattimore		10:00	1-4	1-2	0-2	2	1	3	1	1	3	0	0	2	0	0	-1
21	Ally Stedman		05:48	0-0	0-0	0-0	0	1	1	1	0	0	0	0	0	0	0	-1
Team							1	2	3			0		1				
Totals				24-57	3-13	11-18	11	29	40	13	18	62	9	13	7	1	1	2

Technical Fouls::NONE

Shooting By Period			
1st	FG%	4-15	26.7%
	3PT%	1-5	20.0%
	FT%	3-5	60%
2nd	FG%	5-14	35.7%
	3PT%	0-2	0.0%
	FT%	0-4	0%
3rd	FG%	10-15	66.7%
	3PT%	2-5	40.0%
	FT%	5-5	100%
4th	FG%	5-13	38.5%
	3PT%	0-1	0.0%
	FT%	3-4	75%
GM	FG%	24-57	42.1%
	3PT%	3-13	23.1%
	FT%	11-18	61.1%

Dead Ball Rebounds: 2, 0

Georgia Tech - 60 **Record: 14-11 (5-8)**

NO.	Name		Min	FG	3P	FT	Rebounds			Fouls		TP	AS	TO	ST	Blocks		+/-
				M-A	M-A	M-A	OR	DR	TOT	PF	FD					BS	BA	
13	Kayla Blackshear	F	35:47	5-6	0-0	3-4	5	4	9	2	2	13	0	2	0	1	0	-1
5	Tonie Morgan	G	38:32	8-14	2-5	6-7	1	7	8	4	5	24	5	5	2	0	0	0
21	Sydney Johnson	G	22:49	1-6	1-3	0-0	0	2	2	3	0	3	2	1	3	0	0	2
22	Ines Noguero	G	21:34	1-6	0-4	2-3	1	6	7	3	4	4	2	2	0	0	0	1
25	Kara Dunn	G	36:42	2-14	0-8	2-4	3	2	5	2	2	6	2	0	2	0	1	-2
11	Aixa Wone Aranaz		17:48	0-1	0-0	0-0	1	0	1	1	0	0	0	1	0	0	0	-9
23	Rusne Augustinaite		20:37	4-10	2-6	0-0	0	2	2	1	0	10	1	1	0	0	0	-1
32	D'Asia Thomas-Harris		02:08	0-0	0-0	0-0	0	0	0	1	0	0	0	0	0	0	0	0
20	Ariadna Termis		04:03	0-1	0-1	0-0	0	0	0	1	0	0	0	0	0	0	0	0
Team							1	4	5			0		0				
Totals				21-58	5-27	13-18	12	27	39	18	13	60	12	12	7	1	1	-2

Technical Fouls::NONE

Shooting By Period			
1st	FG%	5-18	27.8%
	3PT%	2-8	25.0%
	FT%	2-2	100%
2nd	FG%	6-15	40.0%
	3PT%	1-7	14.3%
	FT%	2-3	66.7%
3rd	FG%	5-14	35.7%
	3PT%	1-6	16.7%
	FT%	4-7	57.1%
4th	FG%	5-11	45.5%
	3PT%	1-6	16.7%
	FT%	5-6	83.3%
GM	FG%	21-58	36.2%
	3PT%	5-27	18.5%
	FT%	13-18	72.2%

Dead Ball Rebounds: 1, 0

	MIA	GT
Biggest lead	9 (4th 6:58)	9 (2nd 5:52)
Best Scoring Run	9(4th 6:58)	8(2nd 7:20)
Lead Changes	3	
Times Tied	5	
Time with Lead	13:16	23:56

Points from	MIA	GT
Turnovers	13	16
Paint	30	24
Second Chance	8	6
Fast Breaks	5	4
Bench	10	10

Period by Period Scoring	1st	2nd	3rd	4th	TOT
MIA	12	10	27	13	62
GT	14	15	15	16	60

Official Basketball Box Score - Final

#19 Syracuse at Miami (FL)

[illegible] Watsco Center, Coral Gables, Fla.
2023-24 Women's Basketball

Game Time: [illegible]
Game Duration: [illegible]
Attendance: [illegible]

Officials: [illegible]

#19 Syracuse - 71 **Record: [illegible]**

NO.	Name		Min	FG	3P	FT	Rebounds			Fouls		TP	AS	TO	ST	Blocks		+/-
				M-A	M-A	M-A	OR	DR	TOT	PF	FD					BS	BA	
21	Saniaa Wilson	F	07:31	1-1	0-0	0-0	0	1	1	4	1	2	1	1	0	1	0	7
22	Kyra Wood	F	23:03	1-5	0-0	4-4	3	3	6	2	3	6	1	0	1	3	3	3
2	Dyaisha Fair	G	40:00	4-14	3-9	0-0	1	5	6	0	1	11	5	3	3	0	0	11
5	Georgia Woolley	G	37:39	10-19	1-6	3-5	1	2	3	2	5	24	5	1	3	0	1	11
25	Alaina Rice	G	36:15	4-12	1-3	0-0	3	4	7	2	1	9	3	3	0	1	0	12
23	Alyssa Latham		32:11	5-8	0-0	0-0	4	2	6	3	2	10	2	1	2	0	1	8
34	Izabel Varejão		14:41	2-4	0-0	0-0	0	2	2	3	0	4	0	1	0	1	0	-1
1	Kennedi Perkins		03:45	1-2	0-0	0-0	1	0	1	0	0	2	0	1	0	0	0	-1
4	Sophie Burrows		04:55	1-1	1-1	0-0	0	2	2	0	0	3	1	0	0	0	0	5
Team							4	0	4			0		1				
Totals				29-66	6-19	7-9	17	21	38	16	13	71	18	12	9	6	5	11

Technical Fouls::NONE

Shooting By Period			
1st	FG%	9-17	52.9%
	3PT%	1-5	20.0%
	FT%	3-3	100%
2nd	FG%	8-16	50.0%
	3PT%	1-5	20.0%
	FT%	0-0	0%
3rd	FG%	6-16	37.5%
	3PT%	1-3	33.3%
	FT%	1-2	50%
4th	FG%	6-17	35.3%
	3PT%	3-6	50.0%
	FT%	3-4	75%
GM	FG%	29-66	43.9%
	3PT%	6-19	31.6%
	FT%	7-9	77.8%

Dead Ball Rebounds: [illegible]

Miami (FL) - 60 **Record: [illegible]**

NO.	Name		Min	FG	3P	FT	Rebounds			Fouls		TP	AS	TO	ST	Blocks		+/-
				M-A	M-A	M-A	OR	DR	TOT	PF	FD					BS	BA	
44	Kyla Oldacre	C	15:57	4-6	0-0	1-2	3	3	6	1	4	9	0	1	1	1	1	-16
4	Jasmyne Roberts	G	20:43	1-7	0-0	2-2	1	1	2	1	3	4	3	0	1	0	1	-14
5	Jaida Patrick	G	30:31	3-8	2-3	1-2	1	3	4	1	2	9	2	3	1	1	1	-7
12	Ja'Leah Williams	G	31:06	4-8	1-2	0-0	2	2	4	4	0	9	2	2	0	0	1	-10
30	Shayeann Day-Wilson	G	33:01	4-11	1-4	2-2	0	1	1	3	2	11	2	3	3	0	0	-6
13	Lashae Dwyer		19:08	1-8	0-4	0-0	0	0	0	2	1	2	2	2	0	0	1	-8
32	Lazaria Spearman		24:45	3-5	0-0	0-0	2	4	6	1	2	6	0	2	1	1	1	3
35	Latasha Lattimore		24:49	3-5	0-1	4-4	2	4	6	0	2	10	1	1	0	2	0	3
Team							3	1	4			0		1				
Totals				23-58	4-14	10-12	14	19	33	13	16	60	12	15	7	5	6	-11

Technical Fouls::NONE

Shooting By Period			
1st	FG%	7-14	50.0%
	3PT%	2-5	40.0%
	FT%	0-0	0%
2nd	FG%	6-15	40.0%
	3PT%	0-2	0.0%
	FT%	0-0	0%
3rd	FG%	2-15	13.3%
	3PT%	1-3	33.3%
	FT%	3-4	75%
4th	FG%	8-14	57.1%
	3PT%	1-4	25.0%
	FT%	7-8	87.5%
GM	FG%	23-58	39.7%
	3PT%	4-14	28.6%
	FT%	10-12	83.3%

Dead Ball Rebounds: [illegible]

	SU	MIA
Biggest lead	17 (3rd 0:48)	0 (1st 10:00)
Best Scoring Run	8(1st 4:18)	5(1st 6:52)
Lead Changes	0	
Times Tied	2	
Time with Lead	35:33	00:00

Points from	SU	MIA
Turnovers	12	17
Paint	30	30
Second Chance	13	10
Fast Breaks	7	8
Bench	19	18

Period by Period Scoring	1st	2nd	3rd	4th	TOT
SU	22	17	14	18	71
MIA	16	12	8	24	60

BOX SCORES

Official Basketball Box Score - Final
Florida St. at Miami (FL)
02/18/24 Watsco Center, Coral Gables, Fla.
2023-24 Women's Basketball

Game Time: 4:00 PM
Game Duration: 1:54
Attendance: 3,584

Officials: Pualani Spurlock-Welsh, Ed Sidlasky, Denise Brooks

Florida St. - 74 **Record: 19-8 (10-5)**

NO.	Name		Min	FG M-A	3P M-A	FT M-A	Rebounds OR	DR	TOT	Fouls PF	FD	TP	AS	TO	ST	Blocks BS	BA	+/-
21	Makayla Timpson	F	33:37	4-11	0-0	8-9	3	8	11	2	6	16	0	1	2	3	2	1
00	Ta'Niya Latson	G	36:42	13-22	2-3	1-2	1	2	3	2	4	29	3	4	1	1	0	3
1	Brianna Turnage	G	29:50	0-3	0-3	0-0	2	5	7	2	0	0	4	3	0	1	0	3
3	O'Mariah Gordon	G	32:31	2-10	1-4	3-4	1	1	2	1	3	8	8	0	2	0	0	18
4	Sara Bejedi	G	40:00	6-13	4-10	3-6	0	4	4	3	5	19	0	2	1	0	1	6
24	Amaya Bonner		11:26	1-2	0-1	0-0	0	2	2	0	0	2	0	0	0	0	0	-9
2	Alexis Tucker		09:31	0-5	0-2	0-0	0	1	1	1	0	0	0	0	0	0	1	3
22	Sakyia White		06:23	0-1	0-0	0-0	1	0	1	0	0	0	1	0	0	0	0	5
Team							5	3	8			0		2				
Totals				26-67	7-23	15-21	13	26	39	11	18	74	16	12	6	5	4	6

Technical Fouls::NONE

Shooting By Period		
1st	FG%	5-19 26.3%
	3PT%	2-10 20.0%
	FT%	0-0 0%
2nd	FG%	9-18 50.0%
	3PT%	2-4 50.0%
	FT%	6-8 75%
3rd	FG%	7-17 41.2%
	3PT%	1-4 25.0%
	FT%	3-5 60%
4th	FG%	5-13 38.5%
	3PT%	2-5 40.0%
	FT%	6-8 75%
GM	FG%	26-67 38.8%
	3PT%	7-23 30.4%
	FT%	15-21 71.4%

Dead Ball Rebounds: 4, 0

Miami (FL) - 68 **Record: 16-9 (6-8)**

NO.	Name		Min	FG M-A	3P M-A	FT M-A	Rebounds OR	DR	TOT	Fouls PF	FD	TP	AS	TO	ST	Blocks BS	BA	+/-
44	Kyla Oldacre	C	08:54	0-0	0-0	0-0	1	1	2	0	0	0	0	0	0	0	0	-4
4	Jasmyne Roberts	G	32:22	5-13	1-3	4-4	4	9	13	3	2	15	4	5	0	1	0	0
5	Jaida Patrick	G	29:56	3-10	1-5	0-0	1	2	3	2	0	7	0	2	1	0	0	-10
12	Ja'Leah Williams	G	28:34	3-7	0-0	0-0	1	5	6	4	2	6	2	4	2	0	2	-2
30	Shayeann Day-Wilson	G	36:39	8-17	4-9	1-2	0	5	5	2	3	21	3	0	1	0	0	-1
13	Lashae Dwyer		25:16	2-10	1-3	1-2	5	2	7	5	1	6	1	1	1	0	1	-3
35	Latasha Lattimore		18:59	5-11	0-0	1-2	3	1	4	1	2	11	1	0	0	1	1	6
32	Lazaria Spearman		17:17	1-4	0-0	0-0	4	1	5	1	1	2	1	1	0	2	0	-17
21	Ally Stedman		02:03	0-2	0-1	0-0	0	0	0	0	0	0	0	0	0	0	1	1
Team							2	4	6			0		1				
Totals				27-74	7-21	7-10	21	30	51	18	11	68	12	14	5	4	5	-6

Technical Fouls::NONE

Shooting By Period		
1st	FG%	7-26 26.9%
	3PT%	2-6 33.3%
	FT%	0-0 0%
2nd	FG%	7-16 43.8%
	3PT%	2-6 33.3%
	FT%	0-0 0%
3rd	FG%	6-14 42.9%
	3PT%	1-6 16.7%
	FT%	3-4 75%
4th	FG%	7-18 38.9%
	3PT%	2-3 66.7%
	FT%	4-6 66.7%
GM	FG%	27-74 36.5%
	3PT%	7-21 33.3%
	FT%	7-10 70.0%

Dead Ball Rebounds: 3, 0

	FSU	MIA
Biggest lead	12 (4th 7:08)	7 (1st 4:48)
Best Scoring Run	9(2nd 7:24)	7(1st 4:48)
Lead Changes	7	
Times Tied	4	
Time with Lead	27:28	09:48

Points from	FSU	MIA
Turnovers	15	13
Paint	32	26
Second Chance	11	6
Fast Breaks	14	9
Bench	2	19

Period by Period Scoring	1st	2nd	3rd	4th	TOT
FSU	12	26	18	18	74
MIA	16	16	16	20	68

TV/RADIO PHOTO ROSTER

#0

AURORA ALMÓN
Fr. | F | 6-4
SANTO DOMINGO, DOMINICAN REPUBLIC
(The Webb School)

#1

LEMYAH HYLTON
So. | G | 5-11
MISSISSAUGA, ONTARIO
(Southwest Academy Girls/Arizona)

#4

JASMYNE ROBERTS
Jr. | G | 5-10
JACKSONVILLE, FLA.
(Bishop Kenny)

#5

JAIDA PATRICK
Gr. | G | 5-10
WEST HAVERSTRAW, N.Y.
(Columbia/Saddle River Day)

#12

JA'LEAH WILLIAMS
Jr. | G | 5-9
POMPANO BEACH, FLA.
(Blanche Ely)

#13

LASHAE DWYER
So. | G | 5-6
TORONTO, ONTARIO
(The Webb School)

#21

ALLY STEDMAN
Jr. | G | 5-9
PHOENIX, ARIZ.
(Pinnacle/Pepperdine)

#30

SHAYEANN DAY-WILSON
Jr. | G | 5-6
TORONTO, ONTARIO
(Royal Crown/Duke)

#32

LAZARIA SPEARMAN
So. | F | 6-4
DACULA, GA.
(Dacula)

#35

LATASHA LATTIMORE
Jr. | F | 6-4
TORONTO, CANADA
(Texas/Royal Crown Academic)



#44

KYLA OLDACRE
So. | C | 6-6
MASON, OHIO
(Randolph Mason)

#54

SOPHIA ZULICH
Gr. | F | 5-11
SUDBURY, ONTARIO
(Denver)

KATIE MEIER
HEAD COACH
19TH SEASON

FITZROY ANTHONY
ASSOCIATE HEAD COACH
NINTH SEASON

LONNETTE HALL
ASSISTANT COACH
17TH SEASON

JOSH PETERSEN
ASSISTANT COACH
SECOND SEASON

BROADCAST

0 AURORA ALMÓN

Fr. | F | 6-4
SANTO DOMINGO, D.R.
Previous School: *Webb School*

	GP-GS	PPG	RPG	APG	MPG
2023-24	-	-	-	-	-
CAREER	-	-	-	-	-

- Four-star recruit in the class of 2024
- Reclassified to enroll at Miami for the 2023-24 campaign
- Helped The Webb school to a third-straight Division II-A state title
- Played at and attended The Webb School, a boarding school in Tenn.
- Competed for the Dominican Republic in '19 Centrobasket U17

1 LEMYAH HYLTON

So. | G | 5-11
MISSISSAUGA, ONTARIO
Previous School: *Arizona*

	GP-GS	PPG	RPG	APG	MPG
2023-24	22-0	6.6	1.7	0.6	16.9
CAREER	37-0	4.5	1.5	0.5	13.3

- 16 points on 60 percent shooting at Mississippi State Nov. 29
- Played in 15 games at Arizona as a true freshman
- Logged 1.5 points per game and 1.1 boards per contest in Tucson
- Four-star recruit in the class of 2022, ranked 85th by ESPN HoopGurlz
- Represented Canada in the U19 team

4 JASMYNE ROBERTS

Jr. | G | 5-10
JACKSONVILLE, FLA.
Previous School: *Bishop Kenny*

	GP-GS	PPG	RPG	APG	MPG
2023-24	25-25	10.6	5.0	1.5	27.0
CAREER	88-46	7.3	3.8	1.1	19.5

- ACC Player of the Week (2/6/23) and 2023 All-ACC Academic Team honoree
- 2023 NCAA Tournament Greenville 2 All-Region Team
- Tabbed Florida Times-Union All-First Coast Player of the Year twice
- Named 2021 USA TODAY Greater Jacksonville Female Athlete of the Year
- Tallied 2,224 career points and 1,005 career rebounds at Bishop Kenny

5 JAIDA PATRICK

Gr. | G | 5-10
WEST HAVERSTRAW, N.Y.
Previous School: *Columbia*

	GP-GS	PPG	RPG	APG	MPG
2023-24	25-25	7.8	4.3	1.4	26.3
CAREER	114-74	8.6	4.1	1.7	23.1

- Most previously played at Columbia; also earned two letters at Duke
- 2022-23 Second Team All-Ivy League, 2x Ivy League Player of the Week
- NCAA Women's Basketball Starting 5 Player of the Week (12/5/22)
- Started 64 games at Columbia, helping the Lions to the 2023 NIT Title game
- Posted 22 double-doubles, eight triple-doubles in high school

12 JA'LEAH WILLIAMS

Jr. | G | 5-9
POMPANO BEACH, FLA.
Previous School: *Blanche Ely*

	GP-GS	PPG	RPG	APG	MPG
2023-24	24-18	7.7	4.1	2.9	28.6
CAREER	93-81	7.1	3.7	2.6	26.5

- Named to the 2023 Miami Thanksgiving All-Tournament Team
- Top five among ACC freshmen in points, boards, assists and steals (21-22)
- Fifth student-athlete in Miami history named to the ACC All-Freshman Team
- Sun Sentinel Broward County Class 7A-6A Player of the Year (2019)
- Helped Blanche Ely to its first state title since 1992

13 LASHAE DWYER

Jr. | G | 5-6
TORONTO, ONTARIO
Previous School: *Webb School*

	GP-GS	PPG	RPG	APG	MPG
2023-24	25-13	7.0	2.6	1.8	21.2
CAREER	90-13	5.4	2.2	1.1	15.3

- Earned starts in all 35 games as a sophomore, averaging 5.9 PPG
- Was second on the team in steals (45) and third in blocks (9) last season
- Named ACC Freshman of the Week Dec. 13, 2021
- 2020-21 Tennessee Gatorade Player of the Year
- No. 79 overall in the 2021 class per espnW HoopGurlz

21 ALLY STEDMAN

Jr. | G | 5-9
PHOENIX, ARIZONA
Previous School: *Pepperdine*

	GP-GS	PPG	RPG	APG	MPG
2023-24	22-0	2.6	0.7	0.5	11.2
CAREER	65-41	9.5	2.1	1.4	25.0

- Two-year letterwinnner at Pepperdine, transferring in prior to 2023-24
- Named WCC Honorable Mention in 2022-23 and WCC All-Freshman
- Averaged double-digit scoring in both seasons at Pepperdine
- Seven 20-plus point games with the Waves
- Arizona Prep Player of the Year during her senior season of high school

30 SHAYEANN DAY-WILSON

Jr. | G | 5-6
TORONTO, ONTARIO
Previous School: *Duke*

	GP-GS	PPG	RPG	APG	MPG
2023-24	25-19	12.0	2.6	3.6	29.2
CAREER	87-65	10.7	2.9	3.2	26.9

- Drained 5 three-pointers on three instances this season
- Named ACC Freshman of the Year in 2021-22
- USBWA National Freshman of the Week Dec. 7, 2021
- 3x ACC Freshman of the Week
- Top Canadian guard in the 2021 class

32 LAZARIA SPEARMAN

So. | F | 6-4
DACULA, GEORGIA
Previous School: *Dacula*

	GP-GS	PPG	RPG	APG	MPG
2023-24	24-4	6.3	5.9	0.4	17.8
CAREER	54-4	5.7	4.8	0.3	15.1

- Tallied double-doubles in the wins vs. Mississippi State & Alabama St.
- Named to the 2023 Miami Thanksgiving All-Tournament Team
- Paced all ACC freshmen in field goal percentage (100-game minimum)
- Went for 19 points after a perfect night from the floor at DePaul last year
- No. 26 recruit in the country per ASGR Basketball coming out of Georgia

35 LATASHA LATTIMORE

Jr. | F | 6-4
TORONTO, ONTARIO
Previous School: *Texas*

	GP-GS	PPG	RPG	APG	MPG
2023-24	21-0	5.3	2.7	0.5	13.4
CAREER	62-1	4.6	2.8	0.4	11.9

- Made her first appearance in 358 days Nov. 24, 2023 vs. Colgate
- Played nine games a year ago before sustaining an ACL injury Dec. 1
- Been a part of two Elite 8 teams (Miami last year, Texas in 2021-22)
- Dominated Boston with 25 points Nov. 13, 2022
- Played in all 32 of Texas' games as a true freshman in 2021-22

44 KYLA OLDACRE

So. | F | 6-6
MASON, OHIO
Previous School: *William Mason*

	GP-GS	PPG	RPG	APG	MPG
2023-24	25-21	5.2	4.7	0.6	16.7
CAREER	48-21	4.6	3.9	0.4	14.2

- Named to the 2022-23 All-ACC Academic Team
- Made 23 appearances as a true freshman, playing 11.5 minutes per game
- Came up big, going for 19 points against UVA Feb. 26
- 2022 McDonald's All-American and No. 25 recruit in the country
- Earned an invitation to the 2022 U.S. U18 National Team Trials

54 SOPHIA ZULICH

Gr. | F | 5-11
SUDBURY, ONTARIO
Previous School: *Denver*

	GP-GS	PPG	RPG	APG	MPG
2023-24	0-0	0-0	0-0	0-0	0-0
CAREER	25-0	1.0	0.7	0.2	5.4

- Transferred from Denver for her graduate year prior to the 2023-24 year
- Logged all 25 of her appearances in the 2019-20 season
- Suffered three injury setbacks between between 2020-23
- Represented Denver and the Summit League at the 2023 NCAA Convention for the DI Student-Athlete Advisory Committee.