2023-24 WOMEN'S BASKETBALL

MIAMI HURRICANES

GAME INFO

#31

Date: Friday, Mar. 8
Time: 1:30 p.m.
Location: Greensboro, N.C.
Arena: Greensboro Coliseum
Live Stats: statbroadcast.com
Television: ACCN
Radio: WVUM 90.5 FM
Series: Miami leads, 22-13
at Miami: Miami leads, 12-3
at VT: Miami leads, 9-8
Neutral: Virginia Tech leads, 2-1
Last Meeting: VT W, 76-52 (1.11.24)

SCHEDULE (H: 14-4, A: 4-6, N: 1-1)

DATE	OPPONENT	TV	TIME/RESULT
November (6-0)			
9	**JACKSONVILLE**	**ACCNX**	**W, 81-53**
12	**FORDHAM**	**ACCNX**	**W, 78-39**
17	**SOUTHERN**	**ACCNX**	**W, 61-57**
24	**COLGATE$**	**ACCNX**	**W, 67-49**
26	**ETSU$**	**ACCNX**	**W, 68-44**
29	at No. 21 Miss. State^	SECN	W, 74-68
December (4-2)			
3	**NJIT**	**ACCN**	**W, 87-43**
8	**DePAUL**	**ACCN**	**W, 75-70**
16	vs. #10/13 BAYLOR@	ESPN+	L, 57-75
20	**JACKSON STATE**	**ACCNX**	**W, 59-52**
28	**ALABAMA STATE**	**ACCNX**	**W, 81-36**
31	**No. 19 LOUISVILLE***	**ACCN**	**L, 72-77**
January (3-4)			
4	at Boston College*	ACCNX	L, 64-70
7	**WAKE FOREST***	**ACCNX**	**W, 77-47**
11	at No. 11 Virginia Tech*	ACCN	L, 52-76
14	at No. 18/19 Notre Dame*	CW	L, 59-70
18	**No. 4/5 NC STATE***	**ACCNX**	**W, 73-59**
25	at No. 20/21 UNC*	ACCN	L, 61-66
28	**DUKE***	**ACCN**	**W, 64-58**
February (5-4)			
1	at Wake Forest*	ACCNX	W, 72-54
4	at RV/RV Florida State*	CW	L, 68-75
8	**CLEMSON***	**ACCNX**	**W, 75-72 (OT)**
11	at Georgia Tech*	ACCNX	W, 62-60
15	**No. 19/20 SYRACUSE***	**ACCNX**	**L, 60-71**
18	**-/RV FLORIDA STATE***	**ACCN**	**L, 68-74**
22	at Virginia*	ACCNX	L, 60-77
25	at Clemson*	ACCNX	W, 56-50
29	**PITTSBURGH***	**ACCNX**	**W, 62-44**
March (1-1)			
3	**GEORGIA TECH***	**ACCN**	**L, 66-71 (OT)**
7	vs. North Carolina%	ACCN	W, 60-59
8	vs. No. 11 Virginia Tech	ACCN	1:30 p.m.

BOLD CAPS - home game
* - ACC game
^ - ACC/SEC Challenge
$ - Miami Thanksgiving Tournament
@ Hall of Fame College Series
All times are Eastern
% ACC Tournament

ATHLETIC COMMUNICATIONS

WBB Contact: Brock Borgeson
Email: brock.borgeson@miami.edu
Cell Phone: 630-440-2595

THE MATCHUP

Miami (19-11, 8-10)
Head Coach: Katie Meier (Duke '89, '90)
Record at UM: 362-235
Career Record: 437-280
Record vs. VT: 18-10

-vs-

#11 Va. Tech (23-6, 14-4)
Head Coach: Kenny Brooks (JMU, '92)
Record at VT: 178-80
Career Record: 515-202
Record vs. Miami: 7-6

QUICK HITS

CHASING MILESTONES
Jaida Patrick and Shayeann Day-Wilson are approaching a couple of statistical milestones. Patrick needs just two rebounds to get to 500 for her career after reaching 1,000 points at Clemson earlier this season. Shayeann Day-Wilson needs only nine points to reach 1,000 for her collegiate tenure, as well as just two assists short of 300.

BACK-TO-BACK DOUBLE-DOUBLES
Lazaria Spearman posted her fourth double-double of the season yesterday, which was also good for her second-straight double-double.

TASH FOR THREE
Latasha Lattimore has made a three-pointer in five different games this season and three times in ACC play. Miami is 5-0 in games in which Latasha hits a three-pointer.

CARDIAC CANES
Miami trailed by as much as 14 yesterday, along with trailing by seven at the break in the win against UNC. Miami took a 4-2 lead with 8:13 to go in the first before retaking the lead for the first time over halfway through the fourth quarter.

IN THE ACC TOURNEY
Miami is 14-19 all-time in the ACC Tournament and 3-6 in the quarterfinals. Miami's last quarterfinals victory came in a 61-59 victory against Louisville in March of 2022.

THE NUMBERS

14	UM rallied from down **14** to defeat UNC yesterday, good for UM's second-largest comeback this year
2	Jaida Patrick needs just two rebounds to **reach 500** for her career.
9	Shayeann Day-Wilson is only **nine points** short of 1,000 for her collegiate career.
7	UM's largest halftime comeback in ACC Tourney history was set yesterday **(7, 37-30)**
12	With a win Miami would reach its **12th 20-win** season under head coach Katie Meier.

HEAD-TO-HEAD

Miami		VT
67.3	Points/Game	76.2
43.4	Field-Goal %	46.0
32.7	3-Point %	37.4
64.9	Free Throw %	77.6
38.3	Rebounds/Game	40.6
13.2	Assists/Game	17.1
3.8	Blocks/Game	5.7
8.8	Steals/Game	4.0
67.3	Scoring Defense	61.5
43.4	FG% Defense	37.4
32.7	3FG% Defense	29.0
+3.6	Rebound Margin	+8.2
+0.8	AST-TO Ratio	-0.7

PROBABLE STARTERS (based on last game)

Miami Hurricanes

No.	Player	Pos.	Yr.	Ht.	Hometown	PPG	RPG	APG	FG%	3FG%	FT%
4	Jasmyne Roberts	G	Jr.	5-10	Jacksonville, Fla.	11.1	4.5	1.5	46.7	31.3	78.1
5	Jaida Patrick	G	Gr.	5-10	West Haverstraw, N.Y.	7.8	4.9	1.6	36.6	30.3	75.0
30	Shayeann Day-Wilson	G	Jr.	5-6	Toronto, Ontario	11.9	2.6	3.6	41.7	37.3	75.0
32	Lazaria Spearman	F	So.	6-4	Dacula, Ga.	6.2	6.1	0.5	49.0	20.0	44.8
35	Latasha Lattimore	F	Jr.	6-4	Toronto, Ontario	5.7	3.2	0.5	46.4	29.4	67.3

Virginia Tech Hokies

No.	Player	Pos.	Yr.	Ht.	Hometown	PPG	RPG	APG	FG%	3FG%	FT%
5	Georgia Amoore	G	Sr.	5-6	Ballarat, Australia	18.7	2.8	7.3	42.0	35.0	87.3
11	Matilda Ekh	G/F	Jr.	6-0	Vasteras, Sweden	10.5	3.6	1.8	44.3	40.1	89.3
20	Olivia Summiel	G/F	Gr.	6-2	Dayville, Conn.	3.5	6.6	1.1	46.3	33.3	80.0
22	Cayla King	G	Gr.	6-0	Greensboro, N.C.	7.0	3.1	2.4	30.3	31.3	68.8
33	Liz Kitley	C	Gr.	6-6	Summerfield, N.C.	22.8	11.4	1.8	55.6	40.0	77.4

QUICK FACTS

UNIVERSITY INFORMATION

Location	Coral Gables, Fla.
Enrollment	19,397
Founded	1925
Nickname	Hurricanes
Colors	Orange, Green and White
President	Dr. Julio Frenk
Vice President / Director of Athletics	Dan Radakovich
Faculty Athletics Representative	Dr. Marvin Dawkins
Conference	Atlantic Coast Conference
Arena / Capacity	Watsco Center / 7,972
Ticket Office Phone	1-800-GO-CANES
Press Row Phone	305-284-2111
Website	MiamiHurricanes.com
Mailing Address	5821 San Amaro Drive, Coral Gables, FL 33146

COACHING STAFF

Head Coach	Katie Meier (Duke, '89 [B.A.], '90 [M.A.])
Record at Miami	360-234 (19th season)
Career Record	436-279 (23rd season)
Assistant Head Coach	Fitzroy Anthony (Palm Beach Atlantic '08)
Assistant Coach	Josh Petersen (Florida State '12)
Assistant Coach / Scouting & Analytics	Bob Dunn (Dayton '10)
Dir. of Ops / Coord. of Recruiting	Lonnette Hall (CSU-Northridge '94)
Director of Ops / Special Projects	Margie Gill (Florida '03)
Assoc. Director of Ops. / NIL & Brand	Kelsee Grovey (Tulsa '16)
Asst. Director of Ops. / Player Develop.	Teren Hart (Miami '16)
Video Coordinator	Paige Otto (Michigan State '21)
Strength Coach	Brianne Brown (Southern Utah '15)
Athletic Trainer	Silver Harris (Miami '18)

PROGRAM INFORMATION

PROGRAM HISTORY

First Year of Basketball	1972-73 (51st season)
All-Time Record	870-610 (.589)
All-Time ACC Record	159-159 (.500)
NCAA Tournament Apps.	16 (last, 2023)
Last NCAAT Opponent	LSU, 2023 (L, 54-42, Elite Eight)
WNIT Appearances	Six (last, 2014)
Last WNIT Opponent	Stetson, 2014 (L, 70-63, First Round)

TEAM INFORMATION

2022-23 Overall Record	22-13 (15-4 H, 5-7 A, 3-2 N)
ACC Record / Finish	11-7 / T-6th
Players Returning / Lost	6 / 8
Starters Returning / Lost	3 / 2
Newcomers	5

RETURNING STARTERS	POS	PPG	RPG	APG
Jasmyne Roberts	G	9.3	4.9	1.5
Ja'Leah Williams	G	6.5	3.1	2.7

KEY LOSSES (5.0+ PPG)	POS	PPG	RPG	APG
Haley Cavinder (graduation)	G	12.2	4.9	2.5
Destiny Harden (graduation)	F	11.9	5.9	2.0
Lola Pendande (graduation)	F	8.0	4.4	0.8

RETURNING NUMBERS	AVG	PCT
Points	30.8	.442
Rebounds	16.5	.433
Assists	5.7	.389
Blocks	1.5	.600
Steals	4.5	.518
Starts	56 of 175	.320

THE MATCHUP

• It's a rematch for Miami and Virginia Tech after the Canes took on the Hokies in January. The Hokies got ahead early and didn't look back as Miami dropped the only meeting in Blacksburg.

• Miami's last appearance in the ACC Tournament Quarterfinals came last year against Virginia Tech, with VT earning the win/

• The Canes pace the all-time series, 22-13, while Virginia Tech holds a 2-1 advantage in neutral site games.

• Shayeann Day-Wilson poured in 19 points and Ja'Leah Williams nearly rattled off a double-double with 10 points and eight boards in the previous meeting between the two teams.

LAST TIME OUT

GREENSBORO, N.C. - Miami overcame a 14-point second half deficit, rallying to defeat North Carolina, 60-59, in the ACC Second Round Friday, Mar. 7. Miami also overcame a seven-point halftime deficit, setting the program record for best halftime comeback in ACC Tournament history.

SCOUTING THE HOKIES

• Virginia Tech enters as the No. 1 seed in the ACC Tournament after earning the ACC Regular Season Championship crown.

• VT dropped six spots in the latest poll after suffering a loss to Virginia in the Commonwealth Clash March 3.

• Liz Kitley earned ACC Player of the Year honors for the third time earlier this week. Georgia Amoore joined her on the ACC First Team.

• Virginia Tech ranks first in the ACC in assist/turnover ratio, field goal percentage, free throw percentage, three-point attempts per game and three-point percentage.

• VT is the reigning ACC Tournament champion, defeating Miami, Duke and Louisville en route to last year's title.

HURRICANE LEADERS

Led Team in Points

	Season	Career
Jasmyne Roberts	10	14
Ja'Leah Williams	2	6
Lemyah Hylton	5	5
Lazaria Spearman	1	4
Lashae Dwyer	2	5
Latasha Lattimore		1
Jaida Patrick	4	4
Shayeann Day-Wilson	13	13
Kyla Oldacre	2	2

Led Team in Rebounds

	Season	Career
Jasmyne Roberts	4	12
Ja'Leah Williams	4	8
Lazaria Spearman	15	20
Kyla Oldacre	6	6
Latasha Lattimore	3	5
Lashae Dwyer		1
Jaida Patrick	4	4
Shayeann Day-Wilson	1	1

Double-Figure Scoring Games

	Season	Career
Ally Stedman	1	41
Jaida Patrick	10	47
Shayeann Day-Wilson	22	57
Ja'Leah Williams	8	25
Jasmyne Roberts	17	31
Lashae Dwyer	7	19
Lazaria Spearman	8	13
Latasha Lattimore	7	12
Kyla Oldacre	5	6
Lemyah Hylton	8	8

Consecutive Games in Double Figures

	Season	Career
Ally Stedman		13
Shayeann Day-Wilson	2	17
Jaida Patrick		8
Jasmyne Roberts		7
Lazaria Spearman	2	4
Ja'Leah Williams	1	6
Lashae Dwyer		3
Lemyah Hylton		2
Kyla Oldacre		2
Latasha Lattimore	1	4

20-Point Games

	Season	Career
Shayeann Day-Wilson	2	7
Jaida Patrick		5
Ally Stedman		6
Lashae Dwyer		2
Jasmyne Roberts	2	4
Ja'Leah Williams		1
Latasha Lattimore		1

Double-Figure Rebounding Games

	Season	Career
Jaida Patrick	1	5
Lazaria Spearman	4	4
Latasha Lattimore		2
Ja'Leah Williams		1
Jasmyne Roberts	1	1

Double-Doubles

	Season	Career
Jaida Patrick		4
Lazaria Spearman	4	4
Latasha Lattimore		2
Jasmyne Roberts	1	1

ACC GAUNTLET

• Miami played five games against ranked teams during the first half of ACC play, taking on No. 19 Louisville, No. 11 Virginia Tech, No. 18/19 Notre Dame, No. 4/5 NC State and No. 20/21 UNC. UM went up against Syracuse Thursday, who ranks No. 19/20 in both polls.

SEASON 19

• In her 19th season at the helm of the Hurricanes, head coach Katie Meier has carved her name into the Miami record books. With 362 career victories at The U, Meier is the Hurricanes' all-time winningest coach – men's or women's basketball.

• She coached Miami to its first ever Elite Eight in 2023, advancing to the first Sweet Sixteen of her career along the way.

• Meier ranks 50th among active Division I head coaches in career victories at 438 and is one of four ACC coaches to reach the 400-career-victory mark.

DYNAMIC DUO

• Miami returns just two of five starters from a season ago in juniors Jasmyne Roberts and Ja'Leah Williams.

• Roberts was the star of Miami's NCAA Tournament run, averaging 19.0 points and 7.3 rebounds in four tournament games to earn a spot on the Greenville 2 All-Region team. She eclipsed the 20-point mark in back-to-back games, including setting a new career high in scoring with 26 points against Villanova.

THE 2023-24 SLATE

• The Hurricanes will face 10 NCAA Tournament teams from a season ago in 2023-24, including Louisville and Virginia Tech who advanced to the Elite Eight and Final Four, respectively.

• Eighteen of Miami's 25 opponents in 2023-24 finished in the NET Top 100 at the conclusion of last season and 13 posted 20-win seasons. Seven of the Hurricanes' opponents sit in the Associated Press Preseason Top-25.

TERRIFIC TRANSFERS

• Miami brought in four transfers in the offseason – Shayeann Day-Wilson, Lemyah Hylton, Jaida Patrick and Ally Stedman. Two of the four, Day-Wilson and Patrick, are familiar faces among the ACC as they both spent their first two collegiate seasons at Duke.

• Patrick most recently played for the Columbia Lions, averaging 12.5 points and 4.8 rebounds as a senior and earning All-Ivy Second Team honors. Day-Wilson was the ACC Freshman of the Year in 2021-22 and averaged 10.2 points and 3.1 assists per game at Duke.

• Hylton joins the Hurricanes after playing for Arizona in 2022-23, where she saw action in 15 games as a freshman. Stedman spent two seasons at Pepperdine, earning WCC All-Freshman Team in 2021-22 and All-WCC Honorable Mention in 2022-23.

OH CANADA

• Over one-third of the Hurricanes' 2023-24 roster hails from the Great White North, mainly from the Toronto area. Juniors Shayeann Day-Wilson and Latasha Lattimore reunited this season at Miami as they were high school teammates in Canada.

• Lemyah Hylton calls Mississauga, Ontario home, while Lashae Dwyer is also from Toronto. All four have represented Canada at various national team events.

DRIVE TO '25

• Head coach Katie Meier signed the ninth-ranked recruiting class in the nation as announced Nov. 8, the highest in her career according to espnW early recruiting class rankings. The 2024 class is made of a trio of guards in Ahnay Adams, Leah Harmon and Simone Pelish.

• Adams is a two-time New Hampshire Gatorade Player of the Year and the No. 37 overall player. Harmon checks in as the No. 30 recruit in the country according to ESPN, a five-star point guard from Washington, D.C. Pelish is a three-time Upstate Player of the Year honoree and a four-star recruit from the state

ACC STANDINGS

	Team	ACC Rec.	ACC Pct.	Overall Rec.	Overall Pct.	Win Streak
1.	Virginia Tech	14-4	.778	23-6	.793	L2
2.	NC State	13-5	.722	25-5	.833	W2
3.	Syracuse	13-5	.722	23-6	.793	L1
4.	Notre Dame	13-5	.722	23-6	.793	W5
5.	Louisville	12-6	.667	21-9	.700	W1
6.	Florida State	12-6	.667	21-9	.700	W1
7.	Duke	11-7	.611	19-10	.655	L1
8.	North Carolina	11-7	.611	19-11	.633	W1
9.	Miami	8-10	.444	18-11	.621	L1
10.	Georgia Tech	7-11	.389	16-14	.533	W1
11.	Virginia	7-11	.389	15-14	.517	W1
12.	Clemson	5-13	.278	12-18	.400	L1
13.	Boston College	5-13	.278	13-18	.419	W2
14.	Pitt	2-16	.111	8-23	.258	L4
15.	Wake Forest	2-16	.111	6-24	.200	L2

*updated 3/4/24

THE POLLS

Associated Press

Rk.	Team (No. 1 votes)	Rec.	Pts.
1	South Carolina (35)	29-0	875
2	Stanford	26-4	822
3	Iowa	26-4	786
4	Ohio State	25-4	761
5	USC	23-5	699
6	Texas	27-4	687
7	UCLA	24-5	673
8	LSU	26-4	638
9	UConn	26-5	56
10	NC State	25-5	526
11	Virginia Tech	23-6	513
12	Indiana	24-4	499
13	Oregon State	23-6	472
14	Notre Dame	23-6	470
15	Gonzaga	29-2	399
16	Kansas State	24-6	288
17	Baylor	23-6	273
18	Colorado	21-8	259
19	Oklahoma	21-8	239
20	Syracuse	23-6	210
21	Creighton	24-4	199
22	Utah	21-9	172
23	UNLV	26-2	113
24	Louisville	23-8	108
25	Fairfield	26-1	60

Others receiving votes: Princeton (24), Michigan State (12), West Virginia (9), Mississippi (9), Duke (3), Columbia (3), North Carolina (3), Richmond (1), Kansas (1), Toledo (1), Jackson State (1), Iowa State (1)

*updated 3/4/24

USA Today Coaches Poll

Rk.	Team (No. 1 votes)	Rec.	Pts.
1	South Carolina (32)	29-0	800
2	Stanford	26-4	747
3	Iowa	26-4	734
4	Ohio State	25-4	694
5	LSU	26-4	640
6	Texas	27-4	614
7	UCLA	24-5	602
8	USC	23-5	586
9	UConn	26-5	552
10	NC State	25-5	512
11	Virginia Tech	23-6	475
12	Indiana	24-4	465
13	Gonzaga	29-2	419
14	Notre Dame	23-6	392
15	Oregon State	23-6	326
16	Kansas State	24-6	300
17	Baylor	23-6	259
18	Creighton	24-4	254
19	Colorado	21-8	245
20	Syracuse	23-6	196
21	Oklahoma	21-8	140
22	Utah	21-9	121
23	UNLV	26-2	118
24	Louisville	23-8	89
25	Princeton	22-4	53

*updated 3/5/24

Others receiving votes: Fairfield (21), West Virginia (19), Ball State (9), Richmond (6), Tennessee (5), Michigan State (4), Toledo (2) Kansas (1)

NCAA STATS

Team

Category (Value)	*NCAA*	*ACC*
Assist/Turnover Ratio (0.82)	187	14
Assists/Game (13.3)	154	12
Bench Points/Game (25.2)	26	1
Blocks/Game (3.8)	83	10
FG % (43.7)	71	5
FG % Defense (37.6)	45	4
Fouls/Game (16.2)	134	8
Free Throw Attempts/Game (13.1)	308	14
Free Throw % (65.0)	323	15
Free Throws/Game (8.5)	331	15
Rebounding Margin (3.2)	108	8
Def. Rebounds/Game (24.7)	209	12
Off. Rebounds/Game (13.6)	50	5
Rebounds/Game (38.2)	106	8
Scoring Defense (60.6)	85	2
Scoring Margin (7.0)	94	9
Scoring Offense (67.6)	132	13
Steals/Game (9.0)	79	4
Three-Point Attempts/Game (20.3)	133	7
Three-Point Percentage (32.9)	94	4
Three-Point Percentage Def. (31.1)	202	10
Three-Pointers/Game (6.7)	110	6
Turnover Margin (0.9)	147	8
Turnovers Forced/Game (17.3)	103	5
Turnovers/Game (16.3)	206	12
Winning Percentage (62.1)	106	9

Individual (Top-75 Nationally)

Category (Value)	*NCAA*	*ACC*

*updated 3/5/24

of New York per ESPN.

DRAFTED TO THE W

• Graduate student Destiny Harden became the seventh Hurricane in program history selected to the WNBA after getting drafted No. 27 overall (third round) by the Phoenix Mercury. She was one of three ACC players drafted and the first-ever selection by the Mercury.

• Harden joins the likes of Beatrice Mompremier (2020), Adrienne Motley (2017), Shenise Johnson (2012), Riquna Williams (2012), Tamara James (2006) and Octavia Blue (1998).

HOME SWEET HOME

• Miami holds a 551-215 (.720) all-time record at home and, since the inception of the program, has only finished the season with a losing home record four times.

• The Hurricanes have been particularly good at defending their home court under head coach Katie Meier, totaling a 244-92 (.728) record at home since she took over in 2005-06.

CANES OVERSEAS

• Miami currently has numerous alumni playing professional basketball overseas:

VS. 2023-24 OPPONENTS

OPPONENT	REC.	STRK	LAST MEETING
Alabama State	2-0	W2	W, 81-36 (12/28/23)
Baylor	1-2	L2	L, 57-75 (12/16/23)
Boston College	31-20	L1	L, 64-70 (1/4/24)
Clemson	21-8	W8	W, 56-50 (2/25/24)
Colgate	1-0	W1	W, 67-49 (11/24/23)
DePaul	1-2	W1	W, 75-70 (12/8/23)
Duke	6-17	W1	W, 64-58 (1/28/24)
ETSU	1-1	W1	W, 67-49 (11/26/23)
Florida State	19-51	L2	L, 68-74 (2/18/24)
Fordham	3-0	W3	W, 78-39 (11/12/23)
Georgia Tech	22-18	L1	L, 66-71 (3/3/24)
Jackson State	4-1	W3	W, 59-52 (12/20/23)
Jacksonville	3-1	W3	W, 81-53 (11/9/23
Louisville	3-9	L2	L, 77-72 (12/31/23)
Mississippi State	1-1	W1	W, 74-68 (11/29/23)
NJIT	1-0	W1	W, 87-43 (12/3/23)
North Carolina	14-16	W	W, 60-59
NC State	12-16	W1	W, 73-59 (1/18/24)
Notre Dame	6-25	L2	L, 70-59 (1/14/24)
Pittsburgh	27-9	W10	W, 62-44 (2/29/24)
Southern	2-0	W2	W, 61-57 (11/17/23)
Syracuse	22-14	L2	L, 71-60 (2/15/24)
Virginia	11-11	L1	L, 60-77 (2/22/24)
Virginia Tech	21-11	L2	L, 76-52 (1/11/24)
Wake Forest	17-12	W2	W, 72-54 (2/1/24)

GAME-BY-GAME BREAKDOWN

Date	Opponent	Site	Time	TV	Jersey	Tip-off	Attend.	Result
11/9	Jacksonville	Coral Gables, Fla.	11 a.m.	ACCNX	White	Miami	3,851	W, 81-53
11/12	Fordham	Coral Gables, Fla.	2 p.m.	ACCNX	White	Fordham	2,515	W, 78-30
11/17	Southern	Coral Gables, Fla.	6 p.m.	ACCNX	White	Miami	2,188	W, 61-57
11/24	Colgate	Coral Gables, Fla.	4 p.m.	ACCNX	White	Miami	2,169	W, 67-49
11/26	ETSU	Coral Gables, Fla.	1:30 p.m.	ACCNX	White	Miami	2,038	W, 68-44
11/29	Mississippi State	Starkville, Miss.	7:15 p.m.	SECN	Green	Miss. St.	5,135	W, 74-68
12/3	NJIT	Coral Gables, Fla.	12 p.m.	ACCN	White	Miami	2,629	W, 87-43
12/8	DePaul	Coral Gables, Fla.	7 p.m.	ACCN	White	DePaul	2,172	W, 75-70
12/16	Baylor	San Antonio, Texas	5 p.m.	ESPN+	Black	Miami	2,279	L, 57-75
12/20	Jackson State	Coral Gables, Fla.	7 p.m.	ACCNX	Trolley	Miami	2,117	W, 59-52
12/28	Alabama State	Coral Gables, Fla.	12 p.m.	ACCNX	White	Bama St.	2,227	W, 81-36
12/31	Louisville	Coral Gables, Fla.	4 p.m.	ACCN	White	Miami	2,120	L, 72-77
1/4	Boston College	Chestnut Hill, Mass.	7 p.m.	ACCNX	Black	BC	819	L, 64-70
1/7	Wake Forest	Coral Gables, Fla.	2 p.m.	ACCNX	White	Miami	2,269	W, 77-47
1/11	Virginia Tech	Blacksburg, Va.	8 p.m.	ACCN	Green	Miami	4,672	L, 52-76
1/14	Notre Dame	South Bend, Ind.	12 p.m.	CW	Black	Miami	5,905	L, 59-70
1/18	NC State	Coral Gables, Fla.	6 p.m.	ACCNX	White	Miami	2,366	W, 73-59
1/25	North Carolina	Chapel Hill, N.C.	8 p.m.	ACCN	Black	UNC	2,530	L, 61-66
1/28	Duke	Coral Gables, Fla.	2 p.m.	ACCN	White	Duke	3,112	W, 64-58
2/1	Wake Forest	Winston-Salem, N.C.	6 p.m.	ACCNX	Green	Miami	811	W, 72-54
2/4	Florida State	Tallahassee, Fla.	11 a.m.	CW	Green	FSU	2,277	L, 68-75
2/8	Clemson	Coral Gables, Fla.	6 p.m.	ACCNX	HBE	Clemson	2,391	W, 75-72
2/11	Georgia Tech	Atlanta, Ga.	2 p.m.	ACCNX	Pink (G)	Miami	2,214	W, 62-60
2/15	Syracuse	Coral Gables, Fla.	6 p.m.	ACCNX	Pink (W)	Syracuse	2,310	L, 60-71
2/18	Florida State	Coral Gables, Fla.	4 p.m.	ACCN	Black	FSU	3,584	L, 68-74
2/22	Virginia	Charlottesville, Va.	7 p.m.	ACCNX	Green	Miami	3,968	L, 60-77
2/25	Clemson	Clemson, S.C.	2 p.m.	ACCNX	Green	Miami	1,111	W, 56-50
2/29	Pittsburgh	Coral Gables, Fla.	6 p.m.	ACCNX	FOG	Miami	2,325	W, 62-44
3/3	Georgia Tech	Coral Gables, Fla.	2 p.m.	ACCN	White	Miami	2,739	L, 66-71
3/7	North Carolina	Greensboro, N.C.	1:30 pm	ACCN	Green	Miami	10, 823	W, 60-59

> Czech Republic: Emese Hof
> England: Hannah Shaw
> France: Maeva Djaldi-Tabdi, Laura Quevedo
> Italy: Naomi Mbandu
> Puerto Rico: Mykea Gray
> Spain: Karla Erjavec, Serena Geldof, Destiny Harden, Lola Pendande
> Turkey: Laura Cornelius, Jessica Thomas

Karla Erjavec and Lola Pendande carried their friendship and teammate bond into the professional ranks, playing together on Barca CBS in Spain this season.

OFFSEASON ADDITIONS

• Head women's basketball coach Katie Meier added some staff additions during the offseason, thanks to new NCAA ruling allowing for two additional coaches on staff.

• Bob Dunn joined the program as an assistant coach focused primarily on scouting and analytics. He spent the previous two season at Cleveland State where he helped the Vikings to the Horizon League Championship in 2022-23.

• Kelsee Grovey began her first season at Miami as the associate director of operations, spending most of her time helping the Hurricanes build their brands and navigate the NIL space.

• Paige Otto is in her first year as the Hurricanes' video coordinator, assisting with film breakdown and scouting video needs.

IT'S A FAMILY TRADITION

• Basketball is a family affair for junior Jasmyne Roberts as she has two cousins who played college basketball. Shaneese Bailey suited up for the Canes from 2016-18 and Courtney Williams played at South Florida (2012-16). Williams was drafted eighth overall in the 2016 WNBA Draft and has played for Connecticut, Phoenix and Atlanta.

STARTING LINEUPS

Date	Opponent	1	2	3	4	5
11/9	Jacksonville	Dwyer	Williams	Patrick	Roberts	Oldacre
11/12	Fordham	Dwyer	Williams	Patrick	Roberts	Spearman
11/17	Southern	Dwyer	Williams	Patrick	Roberts	Oldacre
11/24	Colgate	Dwyer	Williams	Patrick	Roberts	Oldacre
11/26	ETSU	Dwyer	Williams	Patrick	Roberts	Oldacre
11/29	Mississippi State	Dwyer	Williams	Patrick	Roberts	Oldacre
12/3	NJIT	Dwyer	Day-Wilson	Patrick	Roberts	Oldacre
12/8	DePaul	Dwyer	Day-Wilson	Patrick	Roberts	Oldacre
12/16	Baylor	Dwyer	Day-Wilson	Patrick	Roberts	Oldacre
12/20	Jackson State	Dwyer	Day-Wilson	Patrick	Roberts	Oldacre
12/28	Alabama State	Dwyer	Day-Wilson	Patrick	Roberts	Oldacre
12/31	Louisville	Dwyer	Day-Wilson	Patrick	Roberts	Oldacre
1/4	Boston College	Dwyer	Day-Wilson	Patrick	Roberts	Oldacre
1/7	Wake Forest	Williams	Day-Wilson	Patrick	Roberts	Oldacre
1/11	Virginia Tech	Williams	Day-Wilson	Patrick	Roberts	Oldacre
1/14	Notre Dame	Williams	Day-Wilson	Patrick	Roberts	Oldacre
1/18	NC State	Williams	Day-Wilson	Patrick	Roberts	Oldacre
1/25	North Carolina	Williams	Day-Wilson	Patrick	Roberts	Oldacre
1/28	Duke	Williams	Day-Wilson	Patrick	Roberts	Spearman
2/1	Wake Forest	Williams	Day-Wilson	Patrick	Roberts	Spearman
2/4	Florida State	Williams	Day-Wilson	Patrick	Roberts	Spearman
2/8	Clemson	Williams	Day-Wilson	Patrick	Roberts	Oldacre
2/11	Georgia Tech	Williams	Day-Wilson	Patrick	Roberts	Oldacre
2/15	Syracuse	Williams	Day-Wilson	Patrick	Roberts	Oldacre
2/18	Florida State	Williams	Day-Wilson	Patrick	Roberts	Oldacre
2/22	Virginia	Day-Wilson	Stedman	Patrick	Lattimore	Spearman
2/25	Clemson	Day-Wilson	Roberts	Patrick	Lattimore	Spearman
2/29	Pittsburgh	Day-Wilson	Roberts	Patrick	Lattimore	Spearman
3/3	Georgia Tech	Day-Wilson	Roberts	Patrick	Lattimore	Spearman
3/7	North Carolina	Day-Wilson	Roberts	Patrick	Lattimore	Spearman

NET TRACKER

MIAMI BY GAME

Date	*NET*
12/5	33
12/13	36
12/23	44
12/28	44
1/4	47
1/9	45
1/11	46
1/17	44
1/21	41
1/27	41
1/29	40
2/2	37
2/4	36
2/10	37
2/12	37
2/16	41
2/19	44
2/23	49
2/28	48
3/1	49
3/4	50

OPPONENT NET RANKING

Team	*Date*	*NET*
Jacksonville*	11/9	241
Fordham*	11/12	91
Southern*	11/17	260
Colgate*	11/24	236
ETSU*	11/26	151
Mississippi State*	11/29	32
NJIT*	12/3	308
DePaul	12/8	91
Baylor	12/13	17
Jackson State	12/16	120
Alabama State	12/28	298
Louisville	12/31	26
Boston College	1/4	86
Wake Forest	1/7 & 2/1	79
Virginia Tech	1/11	7
Notre Dame	1/14	9
NC State	1/18	18
North Carolina	1/25	24
Duke	1/28	10
Florida State	2/4 & 2/18	26
Clemson	2/8 & 2/25	61
Georgia Tech	2/11 & 3/3	77
Syracuse	2/15	54
Virginia	2/22	53
Pittsburgh	3/1	105

*from final 2022-23 NET rankings

THE NUMBERS GAME

SPECIALTY STATS

Date	Opponent	W/L	UM Big Lead	Opp Big Lead	Ties	Chg	UM in Lead	Opp in Lead	Tied	Pts Off TOs UM	Pts Off TOs Opp	Paint UM	Paint Opp	2nd Ch UM	2nd Ch Opp	Fast Brk UM	Fast Brk Opp	Bench UM	Bench Opp
11/9	Jacksonville	W	33 (4th)	-	1	-	39:05	-	0:55	30	5	42	34	16	9	12	4	39	17
11/12	Fordham	W	39 (4th)	-	1	-	39:37	-	0:23	30	9	34	22	11	4	13	0	36	18
11/17	Southern	W	7 (3rd)	6 (3rd)	5	8	25:09	10:36	4:15	20	12	34	30	13	8	6	5	13	13
11/24	Colgate	W	21 (4th)	6 (1st)	2	11	22:31	14:28	3:01	29	17	32	16	4	8	23	0	26	13
11/26	ETSU	W	26 (3rd)	1 (1st)	2	4	35:42	1:18	3:00	12	9	22	6	7	7	6	1	41	16
11/29	Mississippi St.	W	8 (4th)	9 (1st)	5	11	15:45	19:51	4:24	7	21	32	22	15	5	9	18	45	9
12/3	NJIT	W	44 (4th)	-	2	-	38:45	-	1:15	24	10	44	22	17	9	12	2	34	5
12/8	DePaul	W	19 (2nd)	2 (1st)	1	3	37:24	0:41	1:55	11	10	34	38	10	15	12	4	16	9
12/16	Baylor	L	2 (1st)	18 (3rd)	3	3	1:34	37:26	1:00	7	13	32	34	2	8	6	6	19	14
12/20	Jackson State	W	9 (4th)	3 (2nd)	4	4	32:20	2:59	4:21	27	17	28	26	15	17	15	2	26	16
12/28	Alabama State	W	47 4th)	8 (1st)	1	2	22:51	14:47	3:32	26	16	50	12	21	2	19	2	45	11
12/31	Louisville	L	7 (2nd)	5 (3rd)	12	17	20:59	12:39	6:22	20	17	36	38	9	12	5	7	31	35
1/4	Boston College	L	7 (2nd)	8 (4th)	3	8	12:00	24:50	3:10	22	22	44	32	13	11	14	18	22	4
1/7	Wake Forest	W	32 (4th)	-	-	-	39:39	-	0:21	29	6	32	22	16	3	12	1	30	16
1/11	Virginia Tech	L	3 (1st)	29 (4th)	7	9	5:04	29:34	0:22	10	18	30	18	10	10	8	6	12	11
1/14	Notre Dame	L	5 (1st)	23 (4th)	3	3	4:22	32:10	3:28	15	31	36	26	12	8	17	16	23	16
1/18	NC State	W	19 (4th)	1 (1st)	0	4	38:17	1:38	0:05	22	15	38	16	12	15	10	6	28	0
1/25	North Carolina	L	-	19 (2nd)	0	0	0:00	39:39	0:21	16	19	14	28	6	10	8	2	23	1
1/28	Duke	W	14 (3rd)	2 (1st)	2	6	34:45	2:46	2:29	16	15	14	28	8	7	12	5	8	19
2/1	Wake Forest	W	21 (4th)	2 (1st)	4	3	33:23	1:42	4:55	25	10	32	20	11	7	9	7	32	16
2/4	Florida State	L	5 (4th)	13 (3rd)	8	9	5:27	31:07	3:26	21	12	30	22	15	7	2	3	31	6
2/8	Clemson	W	7 (OT)	18 (2nd)	3	2	5:36	35:56	4:28	15	23	32	24	17	9	9	4	32	8
2/11	Georgia Tech	W	9 (4th)	9 (2nd)	5	3	13:16	23:56	2:42	13	16	30	24	8	6	5	4	10	10
2/15	Syracuse	L	-	17 (3rd)	2	0	0:00	38:33	1:27	17	12	30	30	10	13	6	7	18	19
2/18	Florida State	L	7 (1st)	12 (4th)	7	4	9:48	27:28	2:40	13	15	26	32	6	11	9	14	19	2
2/22	Virginia	L	-	18 (3rd)	1	0	0:00	38:46	1:14	16	21	38	16	12	16	4	6	27	17
2/25	Clemson	W	10 (3rd)	3 (1st)	6	12	25:49	7:08	7:03	11	15	18	10	15	5	2	1	10	5
2/29	Pittsburgh	W	18 (3rd)	-	1	0	36:42	-	3:18	18	9	30	28	7	17	8	8	21	14
3/3	Georgia Tech	L	4 (4th)	5 (OT)	8	18	16:48	22:47	39:35	12	7	34	22	10	18	14	1	15	17
3/7	North Carolina	W	5 (4th)	14 (2nd)	3	2	3:09	33:26	3:25	11	4	30	26	16	5	0	2	15	3

QUARTER-BY-QUARTER BREAKDOWN

Quarter	PTS	Opp PTS	Margin	FG%	Opp FG%	3FG%	Opp 3FG%	FT%	Opp FT%	REB	AST	TO	STL	BLK
First	462	450	+12	.412	.388	.289	.338	.554	.716	304	103	138	76	31
Second	495	486	+9	.442	.405	.302	.301	.621	.705	290	103	114	44	19
Third	494	397	+97	.437	.353	.343	.281	.677	.667	294	87	125	63	25
Fourth	550	463	+87	.433	.367	.353	.359	.698	.794	296	113	106	100	40
Overtime	18	20	-2	.500	.416	.400	.285	.333	.888	11	4	3	0	0

MONTH-BY-MONTH BREAKDOWN

Month	Record	PPG	Opp PPG	Margin	FG%	Opp FG%	3FG%	Opp 3FG%	RPG	APG	SPG	BPG
November	6-0	71.5	51.7	+19.8	48.7	35.4	38.8	30.8	37.8	14.5	10.0	3.0
December	4-2	71.8	58.8	+13.0	45.4	39.2	33.0	30.8	38.7	13.0	11.2	4.0
January	3-4	64.3	63.7	+0.6	42.8	37.4	33.1	30.8	36.6	12.1	9.3	5.0
February	5-4	64.8	64.1	+0.7	40.6	38.2	30.4	31.6	38.6	13.9	7.0	3.3
March	1-1	63.0	65.0	-2.0	37..5	24.0	51.4	77.5	43.5	10.0	5.0	3.5

MIAMI HURRICANES ROSTER

NUMERICAL

#	NAME	POS.	HT.	CL.	HOMETOWN / HS / LAST SCHOOL
0	Aurora Almón	F	6-4	Fr.	Santo Domingo, Dominican Republic / The Webb School
1	Lemyah Hylton	G	5-11	So.	Mississauga, Ontario / Southwest Academy Girls Prep / Arizona
4	Jasmyne Roberts	G	5-10	Jr.	Jacksonville, Fla. / Bishop Kenny
5	Jaida Patrick	G	5-10	Gr.	West Haverstraw, N.Y. / Saddle River Day / Columbia
12	Ja'Leah Williams	G	5-9	Jr.	Pompano Beach, Fla. / Blanche Ely
13	Lashae Dwyer	G	5-7	Jr.	Toronto, Ontario / The Webb School
21	Ally Stedman	G	5-9	Jr.	Phoenix, Ariz. / Pinnacle / Pepperdine
30	Shayeann Day-Wilson	G	5-6	Jr.	Toronto, Ontario / Royal Crown / Duke
32	Lazaria Spearman	F	6-4	So.	Dacula, Ga. / Dacula
35	Latasha Lattimore	F	6-4	Jr.	Toronto, Ontario, Canada / Royal Crown / Texas
44	Kyla Oldacre	C	6-6	So.	Mason, Ohio / William Mason
54	Sophia Zulich	F	5-11	Gr.	Sudbury, Ontario / Crestwood Prep / Denver

ALPHABETICAL

#	NAME	POS.	HT.	CL.	HOMETOWN / HS / LAST SCHOOL
0	Aurora Almón	F	6-4	Fr.	Santo Domingo, Dominican Republic / The Webb School
30	Shayeann Day-Wilson	G	5-6	Jr.	Toronto, Ontario / Royal Crown / Duke
13	Lashae Dwyer	G	5-7	Jr.	Toronto, Ontario / The Webb School
1	Lemyah Hylton	G	5-11	So.	Mississauga, Ontario / Southwest Academy Girls Prep / Arizona
35	Latasha Lattimore	F	6-4	Jr.	Toronto, Ontario, Canada / Royal Crown / Texas
44	Kyla Oldacre	C	6-6	So.	Mason, Ohio / William Mason
5	Jaida Patrick	G	5-10	Gr.	West Haverstraw, N.Y. / Saddle River Day / Columbia
4	Jasmyne Roberts	G	5-10	Jr.	Jacksonville, Fla. / Bishop Kenny
32	Lazaria Spearman	F	6-4	So.	Dacula, Ga. / Dacula
21	Ally Stedman	G	5-9	Jr.	Phoenix, Ariz. / Pinnacle / Pepperdine
12	Ja'Leah Williams	G	5-9	Jr.	Pompano Beach, Fla. / Blanche Ely
54	Sophia Zulich	F	5-11	Gr.	Sudbury, Ontario / Crestwood Prep / Denver

BASKETBALL STAFF

Head Coach: Katie Meier (Duke, 1989 [B.A.], 1990 [M.A.])
Associate Head Coach: Fitzroy Anthony (Palm Beach Atlantic '08, ninth season)
Assistant Coach & Director of Ops. / Recruiting: Lonnette Hall (CSU-Northridge '94, 17th season)
Assistant Coach: Josh Petersen (Florida State '12, second season)
Assistant Coach / Scouting & Analytics: Bob Dunn (Dayton '10, first season)
Director of Ops. / Special Projects: Margie Gill (Florida '03, 10th season)
Assoc. Director of Ops. / NIL & Brand: Kelsee Grovey (Tulsa '16, first season)
Asst. Director of Ops. / Player Develop.: Teren Hart (Miami '16, third season)
Video Coordinator: Paige Otto (Michigan State '21, first season)
Strength Coach: Brianne Brown (Southern Utah '15, second season)
Athletic Trainer: Silver Harris (Miami '18, third season)

PRONUNCIATION GUIDE

NAME	FIRST	LAST
Shayeann Day-Wilson	Shy-ANN	
Lashae Dwyer	luh-SHAY	Dw-eye-ur
Lemyah Hylton	luh-MY-uh	
Latasha Lattimore	luh-TASH-uh	LAT-ih-more
Katie Meier		MY-urr
Kyla Oldacre	KYE-luh	OLD-ay-curr
Jaida Patrick	JAY-dah	
Lazaria Spearman	luh-ZAR-ee-ah	
Ja'Leah Williams	juh-LEE-ah	
Sophia Zulich		Zoo-Litch

CLASS BREAKDOWN

Freshman 1
Aurora Almón

Sophomores 3
Lemyah Hylton
Kyla Oldacre
Lazaria Spearman

Juniors 6
Shayeann Day-Wilson
Lashae Dwyer
Latasha Lattimore
Jasmyne Roberts
Ally Stedman
Ja'Leah Williams

Graduate Student 2
Jaida Patrick
Sophia Zulich

GEOGRAPHIC BREAKDOWN

Arizona 1
Ally Stedman

Canada 5
Shayeann Day-Wilson
Lashae Dwyer
Lemyah Hylton
Latasha Lattimore
Sophia Zulich

Dominican Republic 1
Aurora Almón

Florida 2
Jasmyne Roberts
Ja'Leah Williams

Georgia 1
Lazaria Spearman

New York 1
Jaida Patrick

Ohio 1
Kyla Oldacre

RECORD WHEN

At home	14-4
On the road	4-6
Neutral site	1-1
Scoring 90-plus points	0-0
Scoring 80-plus points	3-0
Scoring 70-plus points	8-1
Scoring 60-plus points	15-7
Scoring under 60 points	2-3
Allowing under 60 points	11-0
Allowing under 50 points	5-0
Allowing under 40 points	4-0
Leading at halftime	13-1
Trailing at halftime	4-8
Tied at halftime	2-2
Outrebounding opponent	13-3
Outrebounded by opponent	6-7
Rebounds tied	0-1
Higher field goal percentage	17-2
Lower field goal percentage	2-9
Field goal percentage tied	0-0
Fewer turnovers	12-4
More turnovers	7-7
Turnovers tied	0-0
40-plus field goal percentage	15-4
Under 40 field goal percentage	4-7
30-plus 3-point field goal percentage	12-4
Under 30 3-point field goal percentage	4-7
90-plus free throw percentage	0-0
80-plus free throw percentage	2-2
70-plus free throw percentage	6-4
Under 70 free throw percentage	13-5
20-plus 3-point attempts	11-5
Under 20 3-point attempts	8-6
More free throw attempts	12-2
Fewer free throw attempts	6-9
Free throw attempts tied	1-0
More made free throws	11-3
Fewer made free throws	6-8
Made free throws tied	2-0
40-plus free throw attempts	0-0
30-plus free throw attempts	0-0
20-plus free throw attempts	3-0
Under 20 free throw attempts	16-11
20-plus turnovers forced	6-2
15-plus turnovers forced	8-3
10-plus turnovers forced	11-4
Under 10 turnovers forced	0-0
15-plus turnovers	10-6
Under 15 turnovers	9-4
20-plus assists	0-0
15-plus assists	11-1
Under 15 assists	8-10
More 3-pointers made	12-2
Fewer 3-pointers made	5-8
3-pointers made tied	2-1
One possession games	3-0
Final margin 10 or more points	10-5
Final margin fewer than 10 points	8-6
Final margin fewer than 5 points	4-0
Overtime game	1-1
With a 30-point scorer	0-0
With a 20-point scorer	2-2
With a 10-plus rebounder	3-3
Versus ranked opponents	2-6
Wearing white jerseys	11-2
Wearing orange jerseys	0-0
Wearing green jerseys	4-3
Wearing black jerseys	0-5
Wearing pink jerseys	1-1
Wearing Coral Gables Trolley jerseys	1-0
Wearing HBE jerseys	1-0
Wearing FOG jerseys	1-0
On Sundays	7-5
On Mondays	0-0
On Tuesdays	0-0
On Wednesdays	2-0
On Thursdays	7-5
On Fridays	3-0
On Saturdays	0-1
Day games	11-5
Night games	8-5
Morning games	0-1

last time it happened

MIAMI INDIVIDUAL

Scored 20-29 points	Shayeann Day-Wilson (27) vs. Georgia Tech (3/3/24)
Scored 30-39 points	Haley Cavinder (33) vs. [19/24] Florida State (2/9/23)
Scored 40+ points	Renee Taylor (42) at Houston (12/19/05)
Consecutive 20-point games	Jasmyne Roberts (26) vs. [10/10] Villanova, 22 vs. [9/6] LSU (3/24-3/26/23)
Made 10-14 field goals	Shayeann Day-Wilson (10) vs. Georgia Tech (3/3/24)
Made 15+ field goals	Tamara James (17) vs. Fairfield (12/28/04)
Made six 3-point field goals	Kelsey Marshall (6) at [18/19] Notre Dame (2/10/22)
Made seven-plus 3-point field goals	Haley Cavinder (7) vs. [19/24] Florida State (2/9/23)
Made 10-14 free throws	Destiny Harden (11) vs. Boston College (1/26/23)
Made 15+ free throws	Desma Thomas (16) vs. Georgetown (2/25/97)
Had 15-19 rebounds	Moulayna Johnson Sidi Baba (16) vs. Syracuse (2/3/22)
Had 20+ rebounds	Beatrice Mompremier (22) vs. [22/20] Arizona State (3/24/19)
Had 10+ assists	Laura Cornelius (10) at [13/14] Syracuse (1/23/19)
Had 5-9 steals	Lashae Dwyer (5) at [11/11] Virginia Tech
Had 5+ blocks	Kyla Oldacre (6) & Latasha Lattimore (5) vs. Wake Forest (1/7/24)
Had a double-double	Lazaria Spearman (12 points, 10 rebounds) vs. North Carolina (3/7/24)
20 points and 20 rebounds	Beatrice Mompremier (24 pts, 21 reb) vs. [11/11] Marquette (11/15/18)

MIAMI TEAM

Scored 80-89 points	81, vs. Alabama State (12/28/23)
Scored 90-99 points	97 vs. NC A&T (11/25/22)
Scored 100+ points	103 vs. Florida A&M (12/28/18)
Scored 100+ points in a conference game	100 vs. North Carolina (1/26/17)
Had 50-59 rebounds	51 vs. Florida State (2/18/24)
Made 30-34 field goals	30 vs. NC State (1/18/24)
Made 35-39 field goals	35 vs. Robert Morris (12/12/21)
Made 40+ field goals	41 vs. UL-Monroe (12/16/11)
Made 10-14 3-point field goals	10 vs. Duke (1/28/24)
Made 15+ 3-point field goals	16 vs. Alabama (12/21/18)
Made 20-29 free throws	21 vs. [19/24] Florida State (2/9/23)
Made 30+ free throws	34 vs. Boston College (1/27/19)
Dished 20-25 assists	21 vs. North Florida (12/4/22)
Dished 25-29 assists	26 vs. Virginia (2/26/23)
Dished 30+ assists	30 vs. Prairie View A&M (11/17/11)
Recorded 15-19 steals	19 vs. Jackson State (12/20/23)
Recorded 20+ steals	22 vs. vs. Boston College (1/26/23)
Posted 10+ blocks	10 vs. NC A&T (11/22/19)
Four players with 10+ points	Day-Wilson (13), Spearman (12), Lattimore (12), Williams (11) vs. UNC (3/7/24)
Five players with 10+ points	Hylton (12), Williams (11), Day-Wilson (10), Dwyer (10), Roberts vs. Louisville (12/31/23)
Six players w/ 10+ pts	Roberts (12), Patrick (12), Hylton (11), Lattimore (10), Dwyer (10), Day-Wilson (10)
Two players with 20+ points	Lashae Dwyer (23), Destiny Harden (20) at Florida State (12/21/22)
Two players with double-figure rebounds	Emese Hof (12), Beatrice Mompremier (10) vs. FGCU (3/22/19)
Two players with double-doubles	Mompremier (21 pts, 10 reb), Hof (10 pts, 12 reb) vs. FGCU (3/22/19)
Won by 30-39 points	39 vs. Fordham (11/12/23)
Won by 40-49 points	45 vs. Alabama State (12/28/23)
Won by 50+ points	51 at FIU (11/6/18)
Won in overtime	75-72 (OT) vs. Clemson (2/10/24)
Lost in overtime	71-66 (OT) vs. Georgia Tech (3/3/24)
Defeated a ranked opponent	73-59 vs. [4/5] vs. NC State (1/18/24)
Lost to a ranked opponent	71-60 vs. [19/20] Syracuse (2/15/24)
Defeated a top 6-10 opponent	70-65 vs. [10/10] Villanova (3/24/23)
Lost to a top 6-10 opponent	75-57 vs. [10/13] Baylor (12/16/23)
Defeated a top-5 opponent	73-50 vs. [4/5] NC State (1/18/24)
Lost to a top-5 opponent	66-63 vs. [5/5] Notre Dame (12/29/22)

MIAMI OPPONENT

Scored 80-89 points	82 vs. [19/24] Florida State (2/9/23)
Scored 90-99 points	92 at Florida State (12/21/22)
Scored 100+ points	105 vs. [13/12] Florida State (1/11/18)
Won by 30-39 points	35 at [24/21] Syracuse (1/17/21)
Won by 40-49 points	47 at [24/23] North Carolina (2/6/22)
Won by 50+ points	58 vs. [1/1] Maryland (1/10/07)
Individual scored 30-39 points	Elizabeth Kitley (31) at [11/11] Virginia Tech (1/11/24)
Individual scored 40+ points	Monique Currie (43) vs. Duke (2/19/06)
Individual had 15-19 rebounds	Angel Reese (18) vs. [9/6] LSU (3/26/23)
Individual had 20+ rebounds	Crystal Langhorne (22) vs. Maryland (2/17/05)
Individual had 10+ assists	Arsula Clark (10) vs. Tulane (12/5/21)
Individual had 5+ steals	Maddy Siegrist (5) vs. [10/10] Villanova (3/24/23)
Individual had 5+ blocks	Christina Dalce (5) vs. [10/10] Villanova (3/24/23)

HEAD COACH KATIE MEIER

19TH SEASON | DUKE, 1989 (B.A.) | DUKE, 1990 (M.A.)

Career Record: 438-280 | UM Record: 362-235 | ACC Record: 154-149

Over the last 18 years, the name Katie Meier has become synonymous with Miami women's basketball.

As the head coach of the Miami women's basketball team, Meier has amassed 11 20-win seasons and6coached the team to 13 postseason appearances, including 10 straight from 2009-2019. She is the all-time winningest basketball coach – men's or women's – at Miami with 355 career victories.

MEIER'S CAREER RECORDS

School	Years	Overall	Conf.
Charlotte	2001-05	76-45	36-20
Miami	2011-pres. (18)	362-235	154-149
Overall	*22*	*438-280*	*191-169*

Through the 2022-23 campaign, Meier boasts a career record of 419-269 and holds a 343-224 mark during her time heading up the Miami program.

A Historic Run

In 2022-23, Meier and the Hurricanes made history, earning the program's first ever Elite Eight berth in the NCAA Tournament.

The run began in thrilling fashion as Miami mounted a 17-point halftime comeback against ninth-seeded Oklahoma State in the first round, the sixth-largest halftime comeback in NCAA Tournament history, to defeat the Cowgirls, 62-61.

The Hurricanes followed that with one of the biggest upsets of the tournament, defeating top-seeded Indiana on their home court, 70-68, to earn the first Sweet Sixteen berth of Meier's tenure.

In true Cinderella fashion, Miami then withstood a 20-point comeback by fourth-seeded Villanova in the Sweet Sixteen to earn a trip to the Elite Eight, defeating the Wildcats, 70-65.

Miami's historic run came to an end in the Elite Eight when they fell to eventual national champion, LSU, 54-42.

Honors and Accolades

Meier has been recognized for her coaching success numerous times throughout her career.

She was a co-recipient of the 2013 USA Basketball National Coach of the Year award following a 9-0 record and gold medal at the 2013 FIBA U19 World Championship and was inducted into the University of Miami Sports Hall of Fame in 2017.

At the conclusion of the 2010-11 season, Meier was named the Associated Press National Coach of the Year – sharing the award with Connecticut's Geno Auriemma and Stanford's Tara VanDerveer. That season, she led the Hurricanes to the NCAA tournament for the first time since 2004, coached the Hurricanes to their first NCAA Tournament win since 1993 and was named ACC Coach of the Year.

In 2002, Meier was named to the ACC's 50th Anniversary Team and in 2006, she named an ACC Legend at the 2006 ACC Women's Basketball Tournament.

All About the Players

Meier has developed Miami into a program committed to its players and those student-athletes have flourished over the last 18 years.

Five All-Americans have emerged under Meier's tutelage: Tamara James (2006), Shenise Johnson (2011, 2012), Riquna Williams (2011, 2012), Adrienne Motley (2016) and Beatrice Mompremier (2019, 2020).

Six Hurricanes have been drafted into the WNBA following their time at Miami under Meier's tutelage, most recently being Destiny Harden who was selected 27th overall by the Phoenix Mercury in the 2023 WNBA Draft. James, Johnson, Mompremier, Motley and Williams were all also selected to the WNBA.

In total, Meier has coached 25 players that have gone on to play professionally, whether that is in the WNBA or overseas.

MEIER'S CAREER

Assistant Coach	
1993-94	UNC Asheville
1994-99	Tulane
Associate Head Coach	
1999-2001	Tulane
Head Coach	
2001-05	Charlotte
2005-pres.	Miami

EDUCATION

Wheaton Central High School, 1985
Duke University
B.A. English (Literature), 1989
M.A. English (Teaching English), 1990

NCAA APPEARANCES

2003 - Charlotte - First Round
2011 - Miami - Second Round
2012 - Miami - Second Round
2013 - Miami - First Round
2015 - Miami - Second Round
2016 - Miami - First Round
2017 - Miami - Second Round
2018 - Miami - First Round
2019 - Miami - Second Round
2022 - Miami Second Round
2023 - Miami - Elite Eight

WNIT APPEARANCES

2004 - Charlotte - Second Round
2005 - Charlotte - First Round
2006 - Miami - Second Round
2010 - Miami - Finals
2014 - Miami - First Round

PLAYING CAREER

Wheaton Central High School, 1981-85
Duke University, 1985-90
BBC Mini-Flat Waregem (Belgium), 1990-93

MISCELLANEOUS

ACC Rookie of the Year, 1986
GTE Academic All-American, 1988
First Team All-ACC, 1990
Kodak/WBCA District All-American, 1990
Duke Hall of Honor Inductee, 2002
ACC 50th Anniversary Team, 2002
C-USA Coach of the Year, 2003
WBCA Regional Coach of the Year, 2003
ACC Legend, 2006
Wheaton Central HS HOF Inductee, 2009
ACC Coach of the Year, 2011
WBCA Region 2 Coach of the Year, 2011
AP National Coach of the Year, 2011
USA Basketball Coach of the Year, 2013
UM Sports HOF Inductee, 2017

Under Meier's direction, 16 players have earned All-ACC Team postseason accolades, including Shenise Johnson who was named ACC Player of the Year in 2011. Five Hurricanes have been tabbed to the ACC All-Defensive Team and five rookies have made an appearance on the ACC All-Freshman Team. Emese Hof ('18), earned the first ACC Most Improved Player for Miami in program history.

Meier's players have also excelled in the classroom as 17 players have earned a spot on the ACC All-Academic team, with four players earning multi-year bids. Additionally, Miami has placed someone on the ACC Honor Roll in all 18 of Meier's seasons as head coach.

Milestone Moments

Miami made it's 10th NCAA Tournament appearance under Meier in 2022, besting South Florida in the first round. The win over the Bulls marked Meier's 400th career win as a head coach.

At the 2022 ACC Tournament, Miami made a historic run all the way to the ACC Championship Game – the first finals appearance in program history. The Hurricanes defeated a pair of top-25 teams in No. 4 Louisville and No. 20 Notre Dame en route to the finals.

On Nov. 9, 2021, Meier became the all-time winningest basketball coach – men's or women's – at Miami, passing Hurricane legend Ferne Labati (303).

Miami's trip to the 2019 NCAA Tournament marked the 10th consecutive postseason appearance for the program, including the eighth trip to the NCAA Tournament in nine years.

In 2015-16, Meier led Miami to a 24-9 record to tie for the fifth-most wins in a season in program history. The Hurricanes beat both Duke and North Carolina in the same year for the first time in program history, with the victory at North Carolina being the 200th of Meier's tenure at Miami.

MEIER YEAR-BY-YEAR

Year	School	Overall W-L	Conf. W-L	Finish	Post-Season
2001-02	Charlotte	16-13	7-7	t-7	
2002-03	Charlotte	21-9	12-2	1	NCAA 0-1
2003-04	Charlotte	17-14	8-6	7	WNIT 1-1
2004-05	Charlotte	22-9	9-5	t-5	WNIT 0-1
2005-06	Miami	17-13	6-8	6	WNIT 1-1
2006-07	Miami	11-19	2-12	11	
2007-08	Miami	9-21	2-12	12	
2008-09	Miami	13-17	2-12	t-10	
2009-10	Miami	22-14	4-10	t-10	WNIT 5-1
2010-11	Miami	28-5	12-2	t-1	NCAA 1-1
2011-12	Miami	26-6	14-2	2	NCAA 1-1
2012-13	Miami	21-11	11-7	t-4	NCAA 0-1
2013-14	Miami	16-15	8-8	8	WNIT 0-1
2014-15	Miami	20-13	8-8	8	NCAA 1-1
2015-16	Miami	24-9	10-6	t-5	NCAA 0-1
2016-17	Miami	24-9	10-6	7	NCAA 1-1
2017-18	Miami	21-11	10-6	t-6	NCAA 0-1
2018-19	Miami	25-9	12-4	4	NCAA 1-1
2019-20	Miami	15-15	7-11	t-11	-
2020-21	Miami	11-11	8-10	-	-
2021-22	Miami	21-13	10-8	t-7	NCAA 1-1
2022-23	Miami	19-13	11-7	t-6	NCAA 3-1
2023-24	Miami	18-11	8-10	-	-
	Overall	**438-280**	**191-169**		**17-16**

During the 2011-12 season, Meier coached the Hurricanes to their highest ranking in program history at No. 5. Miami went undefeated at home for the second consecutive season, pushing the home win streak to 40 games.

The Hurricanes entered the 2010-11 season picked eighth in the Preseason ACC Poll and exceeded all outside expectations, posting a perfect 20-0 record inside the BankUnited Center. Miami finished conference play with a 12-2 record, earning their first regular season conference title since joining the league in 2004.

Shenise Johnson was named to four different All-America squads and became the second player in program history to be named the conference player of the year (Frances Savage – BIG EAST – 1992).

Hired April 19, 2005, Meier was appointed head coach of the Miami women's basketball team by then-Miami AD Paul Dee, signifying the beginning of a new era.

Prior to Miami

Meier got her start as a head coach at Charlotte, where she recorded an impressive four-year tenure. The 49ers made the postseason in three of her four years including the program's first NCAA Tournament appearance since…Following a successful 2002-03 season, Meier was named Conference USA Coach of the Year.

Prior to Charlotte, Meier did stints at Tulane (1994-2001) and UNC Asheville (1993-94).

Establishing Her Legacy as a Player

Meier's success as a coach is a direct reflection of her playing career as a standout at Duke University. A four-year letter winner for the Blue Devils under head coach Debbie Leonard from 1986-90, Meier's name is scattered throughout the Duke record books.

She earned ACC Rookie of the Year and Basketball Yearbook Freshman All-America honors in 1986 and was named a Kodak WBCA District 2 All-American in 1990.

In 2002, Meier was honored by Duke for her efforts as a player when she was named to the inaugural induction class in the Blue Devils' Hall of Honor.

Meier's success on the court was only outdone by her accomplishments in the classroom. She was named to the Dean's List from 1986-88. In 1988 she also earned GTE Academic All-America Second Team honors.

After receiving a bachelor's degree in English literature with cum laude honors in 1989, Meier went on to earn a master's degree in teaching English from Duke in 1990.

Following her career at Duke, Meier moved overseas to play three seasons with BBC Mini-Flat Waregem in Belgium from 1990-93. There, she helped lead her team to three First Division regular season titles and one Belgian Cup Championship. While in Belgium, Meier also spent time teaching classes of conversational English while coaching teams of 15- to 17-year-olds.

A native of Wheaton, Ill., Meier graduated from Wheaton Central High School in 1985 and in October 2009 was inducted into her high school's athletic hall of fame.

F • Aurora Almón
Fr. • 6-4 • Santo Domingo, D.R.

- A four-star recruit in the class of 2024 according to espnW HoopGurlz
- Reclassified to enroll at Miami for the 2023-24 season
- Will miss the 2023-24 season due to an offseason injury
- In 2022-23, helped The Webb School to its third straight Division II-A state championship.
- Represented Dominican Republic at the Centrobasket U17 Women's Championship in 2019, averaging 0.8 points and 3.4 rebounds in five games

0

PLAYER HIGHS

Minutes
23-24 .....
Career.....

Points
23-24 .....
Career.....

Field Goals Made
23-24 .....
Career.....

Field Goals Attempted
23-24 .....
Career.....

3-Point Field Goals Made
23-24 .....
Career.....

3-Point Field Goals Attempted
23-24 .....
Career.....

Free Throws Made
23-24 .....
Career.....

Free Throws Attempted
23-24 .....
Career.....

Rebounds
23-24 .....
Career.....

Assists
23-24 .....
Career.....

Blocks
23-24 .....
Career.....

Steals
23-24 .....
Career.....

Double-Doubles
23-24 .....
Career.....

Double-Digit Game
23-24 .....
Career.....

2023-24 game-by-game

CAREER STATS

G • Lemyah Hylton
So. • 5-11 • Mississauga, Ontario

1

- Scored 16 points off the bench, going 6-for-10 from the floor in the win at No. 21 Mississippi State.
- Set career highs in consecutive games to start the season. She did so most recently against Fordham, pouring in 17 points on 6-of-9 shooting.
- Paced Miami with 15 points at Florida State Feb. 4
- Appeared in 15 games as a freshman at Arizona
- Four-star recruit in the class of 2022
- Ranked 85th by ESPN HoopGurlz, the highest-rated international recruit
- Represented Canada on the nation's U19 squad

PLAYER HIGHS

Minutes
23-24 .....27, vs. DePaul (12/8/23)
Career.....27, vs. DePaul (12/8/23)

Points
23-24 ..... 17, vs. Fordham (11/12/23)
Career..... 17, vs. Fordham (11/12/23)

Field Goals Made
23-24 .....6, 3x, last at Miss. St (11/29/23)
Career.....6, 3x, last at Miss. St (11/29/23)

Field Goals Attempted
23-24 ..11, 2x, last at Notre Dame (1/14/24)
Career.....11, 2x, last at ND (1/14/24)

3-Point Field Goals Made
23-24 ..... 5, vs. Fordham (11/12/23)
Career..... 5, vs. Fordham (11/12/23)

3-Point Field Goals Attempted
23-24 ..... 8, vs. Fordham (11/12/23)
Career.....8, vs. Fordham (11/12/23

Free Throws Made
23-24 ... 2, 2x, last: at Florida State (2/4/23)
Career.. 2, 2x, last: at Florida State (2/4/23)

Free Throws Attempted
23-24.....3, vs. NJIT (12/3/23)
Career.....3, vs. NJIT (12/3/23)

Rebounds
23-24 .....5, vs. Alabama State (12/28/23)
Career.....5, vs. Alabama State (12/28/23)

Assists
23-24 .....3, at Wake Forest (2/1/24)
Career.....3, at Wake Forest (2/1/24)

Blocks
23-24 ... 1, 2x, last: at Wake Forest (2/1/24)
Career.. 1, 2x, last: at Wake Forest (2/1/24)

Steals
23-24.....2, vs. NJIT (12/3/23)
Career..... 4, vs. CSU-Northridge (11/13/22)

Double-Doubles
23-24 .....
Career.....

Double-Digit Game
23-24..... 8
Career..... 8

2023-24 game-by-game

				Total		3-Pointers		Free throws		Rebounds										
Opponent	Date	GS	MIN	FG-FGA	PCT	3FG-3FGA	PCT	FT-FTA	PCT	OFF	DEF	TOT	AVG	PF	A	TO	BLK	STL	PTS	AVG
Jacksonville	11/09/2023		21:17	6-10	.600	2-5	.400	0-0	.000	0	3	3	3.0	0	1	0	0	1	14	14.0
Fordham	11/12/2023		20:06	6-9	.667	5-8	.625	0-0	.000	0	1	1	2.0	4	1	2	0	1	17	15.5
Southern U.	11/17/2023		19:20	0-2	.000	0-2	.000	0-0	.000	1	3	4	2.7	1	0	1	0	1	0	10.3
Colgate	11/24/2023		15:31	1-4	.250	1-3	.333	0-0	.000	1	1	2	2.5	2	0	2	0	0	3	8.5
ETSU	11/26/2023		20:36	2-6	.333	0-3	.000	2-2	1.000	0	1	1	2.2	5	1	2	0	0	6	8.0
at Mississippi St.	11/29/2023		26:58	6-10	.600	3-6	.500	1-1	1.000	0	0	0	1.8	2	2	1	0	0	16	9.3
NJIT	12/03/2023		21:31	4-7	.571	2-3	.667	1-3	.333	0	1	1	1.7	3	0	0	0	2	11	9.6
DePaul	12/08/2023		27:39	4-11	.364	3-7	.429	0-0	.000	1	0	1	1.6	0	2	0	0	1	11	9.8
vs Baylor	12/16/2023		16:23	0-3	.000	0-3	.000	0-0	.000	1	0	1	1.6	1	0	3	0	1	0	8.7
Jackson St.	12/20/2023		12:13	0-1	.000	0-0	.000	0-0	.000	0	1	1	1.5	0	0	0	0	0	0	7.8
Alabama St.	12/28/2023		16:32	1-3	.333	0-2	.000	0-0	.000	2	3	5	1.8	0	0	2	0	1	2	7.3
Louisville	12/31/2023		17:47	5-8	.625	2-4	.500	0-1	.000	2	1	3	1.9	2	2	1	0	1	12	7.7
at Boston College	01/04/2024		22:48	3-8	.375	0-2	.000	1-1	1.000	1	2	3	2.0	3	0	4	0	0	7	7.6
Wake Forest	01/07/2024		19:28	4-7	.571	3-3	1.000	0-0	.000	1	2	3	2.1	1	1	1	0	0	11	7.9
at Virginia Tech	01/11/2024		16:47	0-3	.000	0-2	.000	0-0	.000	0	3	3	2.1	2	0	1	0	0	0	7.3
at Notre Dame	01/14/2024		21:33	3-11	.273	1-6	.167	0-0	.000	1	1	2	2.1	0	0	2	0	0	7	7.3
NC State	01/18/2024		01:53	0-1	.000	0-0	.000	0-0	.000	0	0	0	2.0	0	0	0	0	0	0	6.9
at North Carolina	01/25/2024		07:14	1-4	.250	0-2	.000	0-0	.000	0	0	0	1.9	1	0	0	0	1	2	6.6
Duke	01/28/2024		05:30	0-0	.000	0-0	.000	0-0	.000	0	2	2	1.9	0	0	1	0	0	0	6.3
at Wake Forest	02/01/2024		17:03	3-5	.600	2-3	.667	1-1	1.000	1	0	1	1.9	1	3	0	1	1	9	6.4
at Florida St.	02/04/2024		19:21	5-6	.833	3-4	.750	2-2	1.000	0	1	1	1.8	2	0	1	0	0	15	6.8
Clemson	02/08/2024		03:20	1-2	.500	0-1	.000	0-0	.000	0	0	0	1.7	0	0	0	0	0	2	6.6
Totals		**0**	**370:53**	**55-121**	**.455**	**27-69**	**.391**	**8-11**	**.727**	**12**	**26**	**38**	**1.7**	**30**	**13**	**24**	**1**	**11**	**145**	**6.6**

Player Averages

Games Played	Minutes/ game	Points/ game	FG Pct	3FG Pct	FT Pct	Rebounds/ game	Assists/ game	Turnovers/ game	Assist/Turnover ratio	Steals/ game	Blocks/ game
22	16.9	6.6	45.5	39.1	72.7	1.7	0.6	1.1	0.5	0.5	0.0

CAREER STATS

				Field Goals		3-Point		F-Throws		Rebounds									Scoring	
SEASON	TEAM	GP-GS	MIN/AVG	FG-FGA	FG%	3FG-3FGA	3FG%	FT-FTA	FT%	OFF	DEF	TOT	AVG	PF-FO	A	TO	BLK	STL	PTS	AVG
2022-23	UA	15-0	121/8.1	10-27	.370	0-2	.000	2-4	.500	6	10	16	1.1	15-0	6	15	2	6	22	1.5
2023-24	UM	22-0	371/16.9	55-121	.455	27-69	.391	8-11	.727	12	26	38	1.7	30-1	13	24	1	11	145	6.6
TOTAL FOR UM		**22-0**	**371/16.9**	**55-121**	**.455**	**27-69**	**.391**	**8-11**	**.727**	**12**	**26**	**38**	**1.7**	**30-1**	**13**	**24**	**1**	**11**	**145**	**6.6**
TOTAL		**37-0**	**492/13.3**	**65-148**	**.439**	**27-71**	**.380**	**10-15**	**.667**	**18**	**36**	**54**	**1.5**	**45-1**	**19**	**39**	**3**	**17**	**167**	**4.5**

G • Jasmyne Roberts
Jr. • 5-10 • Jacksonville, Fla.

4

- Posted her first-career double-double with 15 pts and 13 rebs vs. FSU Feb. 18
- 2023 NCAA Tournament Greenville 2 All-Region Team
- Averaged 19.0 points, 7.3 rebounds and shot 55.4 percent from the field in four NCAA Tournament games
- Started the final 21 games of the season after not starting a single game as a freshman in 2021-22
- Tripled her scoring and rebounding output from 2021-22 to 2022-23
- Set a new career highs in points (26), rebounds (nine), assists, field goals made (10) and free throws made (six) against Villanova
- Scored in double-figures on 12 occasions last season and set a new double-digit streak at five
- Tabbed the Florida Times-Union All-First Coast Player of the Year and News4Jax Player of the Year two years in a row

PLAYER HIGHS

Minutes
23-24 ..... 41, vs. Georgia Tech (3/3/24)
Career..... 41, vs. Georgia Tech (3/3/24)

Points
23-24 .....26, at Clemson (2/25/24)
Career.... 26, 2x, last: at Clemson (2/25/24)

Rebounds
23-24 ..... 13, vs. Florida State (2/18/24)
Career..... 13, vs. Florida State (2/18/24)

Assists
23-24 .....4, vs. Florida State (2/18/24)
Career.....4, 2x, last: vs. FSU (2/18/24)

Steals
23-24 .....4, vs. NC State (1/18/24)
Career..... .. 4, 4x, last vs. NC State (1/18/24)

Blocks
23-24 ..... 3, vs. North Carolina (3/7/24)
Career..... 3, vs. North Carolina (3/7/24)

Field Goals Made
23-24 ..... 11, at Clemson (2/25/24)
Career..... 11, at Clemson (2/25/24)

Field Goals Attempted
23-24 ..... 15, 2x, last: at Clemson (2/25/24)
Career..... 20, vs. LSU (3/26/23)

3-Point Field Goals Made
23-24.....3, at Mississippi State (11/29/23)
Career..... 5, vs. Virginia Tech (1/8/23)

3-Point Field Goals Attempted
23-24 .....7, vs. Duke (1/28/24)
Career.....7, 3x, last: vs. Duke (1/28/24)

Free Throws Made
23-24..... 5, vs. Southern (11/17/23)
Career.....6, vs. Villanova (3/24/23)

Free Throws Attempted
23-24..... 8, vs. Southern (11/17/23)
Career..... 8, vs. Southern (11/17/23)

Double-Doubles
23-24 1
Career..... 1

Double-Digit Game
23-24 17
Career..... 31

2023-24 game-by-game

				Total		3-Pointers		Free throws		Rebounds										
Opponent	Date	GS	MIN	FG-FGA	PCT	3FG-3FGA	PCT	FT-FTA	PCT	OFF	DEF	TOT	AVG	PF	A	TO	BLK	STL	PTS	AVG
Jacksonville	11/09/2023	*	22:44	6-8	.750	2-4	.500	0-0	.000	3	4	7	7.0	2	0	2	0	2	14	14.0
Fordham	11/12/2023	*	24:57	3-4	.750	0-1	.000	0-0	.000	1	6	7	7.0	0	1	2	1	3	6	10.0
Southern U.	11/17/2023	*	30:43	5-15	.333	2-5	.400	5-8	.625	2	2	4	6.0	2	3	1	1	3	17	12.3
Colgate	11/24/2023	*	26:49	5-9	.556	1-1	1.000	2-3	.667	1	2	3	5.3	0	1	3	0	0	13	12.5
ETSU	11/26/2023	*	21:29	1-3	.333	0-1	.000	2-2	1.000	0	1	1	4.4	2	2	3	0	0	4	10.8
at Mississippi St.	11/29/2023	*	33:06	6-11	.545	3-4	.750	0-2	.000	2	7	9	5.2	0	1	7	0	1	15	11.5
NJIT	12/03/2023	*	23:20	4-7	.571	0-1	.000	4-4	1.000	0	7	7	5.4	3	1	2	0	3	12	11.6
DePaul	12/08/2023	*	33:10	6-12	.500	1-2	.500	3-5	.600	2	5	7	5.6	2	1	2	0	3	16	12.1
vs Baylor	12/16/2023	*	26:57	2-9	.222	0-3	.000	1-2	.500	1	2	3	5.3	2	0	1	1	1	5	11.3
Jackson St.	12/20/2023	*	26:25	3-11	.273	2-4	.500	2-2	1.000	3	2	5	5.3	3	1	2	0	2	10	11.2
Alabama St.	12/28/2023	*	21:41	3-7	.429	1-3	.333	2-2	1.000	1	7	8	5.5	0	2	1	0	3	9	11.0
Louisville	12/31/2023	*	36:46	5-12	.417	0-4	.000	0-0	.000	1	2	3	5.3	2	1	3	0	3	10	10.9
at Boston College	01/04/2024	*	25:45	3-6	.500	0-0	.000	3-3	1.000	1	3	4	5.2	4	0	3	0	0	9	10.8
Wake Forest	01/07/2024	*	28:46	9-11	.818	1-1	1.000	2-2	1.000	3	2	5	5.2	2	2	1	0	3	21	11.5
at Virginia Tech	01/11/2024	*	24:18	4-10	.400	1-2	.500	0-0	.000	2	2	4	5.1	0	0	3	0	0	9	11.3
at Notre Dame	01/14/2024	*	15:09	1-3	.333	0-1	.000	0-0	.000	2	4	6	5.2	1	3	4	1	0	2	10.8
NC State	01/18/2024	*	35:54	7-14	.500	2-5	.400	2-2	1.000	0	5	5	5.2	2	1	2	0	4	18	11.2
at North Carolina	01/25/2024	*	19:41	1-4	.250	0-2	.000	2-2	1.000	2	2	4	5.1	1	1	4	0	0	4	10.8
Duke	01/28/2024	*	32:46	4-12	.333	1-7	.143	0-0	.000	0	4	4	5.1	1	1	2	1	2	9	10.7
at Wake Forest	02/01/2024	*	26:50	6-7	.857	2-3	.667	1-1	1.000	1	2	3	5.0	3	2	2	1	2	15	10.9
at Florida St.	02/04/2024	*	28:21	5-11	.455	1-3	.333	1-1	1.000	2	2	4	4.9	3	2	7	0	2	12	11.0
Clemson	02/08/2024	*	21:42	1-3	.333	0-1	.000	0-0	.000	0	2	2	4.8	2	3	1	0	2	2	10.5
at Georgia Tech	02/11/2024	*	34:38	6-10	.600	0-1	.000	2-3	.667	1	4	5	4.8	1	1	4	0	1	14	10.7
Syracuse	02/15/2024	*	20:43	1-7	.143	0-0	.000	2-2	1.000	1	1	2	4.7	1	3	0	0	1	4	10.4
Florida St.	02/18/2024	*	32:22	5-13	.385	1-3	.333	4-4	1.000	4	9	13	5.0	3	4	5	1	0	15	10.6
at Virginia	02/22/2024		30:00	4-12	.333	1-6	.167	4-6	.667	1	1	2	4.9	2	3	0	0	1	13	10.7
at Clemson	02/25/2024	*	38:20	11-15	.733	2-4	.500	2-4	.500	2	4	6	4.9	2	0	3	1	2	26	11.3
Pittsburgh	02/29/2024	*	34:11	7-9	.778	1-2	.500	2-2	1.000	0	3	3	4.9	1	2	0	0	2	17	11.5
Georgia Tech	03/03/2024	*	41:28	3-10	.300	1-6	.167	0-0	.000	1	4	5	4.9	4	2	2	0	1	7	11.3
vs North Carolina	03/07/2024	*	35:38	1-9	.111	0-3	.000	2-2	1.000	0	6	6	4.9	2	1	2	3	0	4	11.1
Totals		**29**	**854:38**	**128-274**	**.467**	**26-83**	**.313**	**50-64**	**.781**	**40**	**107**	**147**	**4.9**	**53**	**45**	**74**	**11**	**47**	**332**	**11.1**

Player Averages

Games Played	Minutes/ game	Points/ game	FG Pct	3FG Pct	FT Pct	Rebounds/ game	Assists/ game	Turnovers/ game	Assist/Turnover ratio	Steals/ game	Blocks/ game
30	28.5	11.1	46.7	31.3	78.1	4.9	1.5	2.5	0.6	1.6	0.4

CAREER STATS

				Field Goals		3-Point		F-Throws		Rebounds									Scoring	
SEASON	TEAM	GP-GS	MIN/AVG	FG-FGA	FG%	3FG-3FGA	3FG%	FT-FTA	FT%	OFF	DEF	TOT	AVG	PF-FO	A	TO	BLK	STL	PTS	AVG
2021-22	UM	28-0	225/8.0	22-47	.468	5-13	.385	5-9	.556	11	30	41	1.5	29-0	11	22	2	21	54	1.9
2022-23	UM	35-21	818/23.4	123-265	.464	29-85	.341	51-72	.708	52	120	172	4.9	75-1	53	46	7	32	326	9.3
2023-24	UM	30-29	855/28.5	128-274	.467	26-83	.313	50-64	.781	40	107	147	4.9	53-0	45	74	11	47	332	11.1
TOTAL		**93-50**	**1898/20.4**	**273-586**	**.466**	**60-181**	**.331**	**106-145**	**.731**	**103**	**257**	**360**	**3.9**	**157-1**	**109**	**142**	**20**	**100**	**712**	**7.7**

G • Jaida Patrick
Gr. • 5-10 • West Haverstraw, N.Y.

5

- Posted 15 points in wins vs. DePaul and Jackson State
- Tallied her first double-digit outing as a Hurricane against Fordham (14 points)
- Averaged 12.5 points, 4.8 rebounds and 2.7 assists in 34 games (33 starts) at Columbia. Second Team All-Ivy League selection in 2022-23.
- Totaled 12 double-digit scoring games and five 20-point outings in 2022-23
- Scored a career-high 25 points against Miami (FL) in the Miami Thanksgiving Tournament
- Helped Columbia to the WNIT Championship game, averaging 11.5 points and 4.8 rebounds in six WNIT contests
- Ranked eighth in the Ivy League in steals per game (1.9), 10th in scoring (12.5) and 11th in assists (2.7)
- Spent the first two seasons of her collegiate career at Duke, playing in 24 total games for the Blue Devils

PLAYER HIGHS

Minutes
23-24 .....38, at Virginia (2/22/24)
Career.....41, vs. Harvard (3/10/23)

Points
23-24 ..... 16, vs. Pitt (2/29/24)
Career.....25, at Miami (11/27/22)

Field Goals Made
23-24..... 6, 2x: Last vs. DePaul (12/8/23)
Career..... 11, vs. Yale (3/11/22)

Field Goals Attempted
23-24 .....12, at Boston College (1/4/24)
Career.....16, 3x, last vs. Cornell (3/4/23)

3-Point Field Goals Made
23-24 ..... 3, 2x, last: at Clemson (2/25/24)
Career.....3, 9x, last: vs. Clemson (2/8/24)

3-Point Field Goals Attempted
23-24 ..... 9, vs. Clemson (2/8/24)
Career..... 9, vs. Clemson (2/8/24)

Free Throws Made
23-24 .....4, 2x, last: vs. Pitt (2/29/24)
Career.....8, at Miami (11/27/22)

Free Throws Attempted
23-24..... 7, vs. Colgate (11/24/23)
Career.....10, 2x, last at Harvard (2/17/23)

Rebounds
23-24 .....12, at Florida State (2/4/24)
Career..... 13, vs. Boston College (3/24/22)

Assists
23-24 .....5, at Clemson (2/25/24)
Career..... 7, at Yale (12/31/22)

Blocks
23-24 ..... 3, vs. Pitt (2/29/24)
Career.....3, 3x, last: vs. Pitt (2/29/24)

Steals
23-24 ..... 5, 2x, last: vs. JSU(12/20/23)
Career..... 8, at Old Dominion (3/20/22)

Double-Doubles
23-24 .....
Career..4, last vs. Boston College (3/24/22)

Double-Digit Game
23-24..... 9
Career..... 46

2023-24 game-by-game

				Total		3-Pointers		Free throws		Rebounds										
Opponent	Date	GS	MIN	FG-FGA	PCT	3FG-3FGA	PCT	FT-FTA	PCT	OFF	DEF	TOT	AVG	PF	A	TO	BLK	STL	PTS	AVG
Jacksonville	11/09/2023	*	21:56	1-6	.167	0-3	.000	0-0	.000	2	3	5	5.0	2	1	4	1	0	2	2.0
Fordham	11/12/2023	*	27:02	6-9	.667	2-4	.500	0-0	.000	2	6	8	6.5	1	0	5	1	5	14	8.0
Southern U.	11/17/2023	*	22:38	3-5	.600	0-1	.000	1-2	.500	4	1	5	6.0	0	0	1	1	0	7	7.7
Colgate	11/24/2023	*	27:29	2-3	.667	1-2	.500	4-7	.571	0	0	0	4.5	0	3	1	1	3	9	8.0
ETSU	11/26/2023	*	21:41	2-5	.400	1-2	.500	2-3	.667	2	2	4	4.4	1	0	0	1	0	7	7.8
at Mississippi St.	11/29/2023	*	10:34	1-2	.500	1-2	.500	0-0	.000	0	0	0	3.7	0	2	2	0	1	3	7.0
NJIT	12/03/2023	*	26:57	5-9	.556	2-3	.667	0-0	.000	0	5	5	3.9	2	3	1	1	3	12	7.7
DePaul	12/08/2023	*	30:24	6-11	.545	2-5	.400	1-2	.500	2	3	5	4.0	3	2	2	1	0	15	8.6
vs Baylor	12/16/2023	*	22:05	2-7	.286	0-1	.000	0-0	.000	0	2	2	3.8	2	0	1	0	0	4	8.1
Jackson St.	12/20/2023	*	35:21	5-9	.556	2-3	.667	3-4	.750	0	2	2	3.6	2	2	2	0	5	15	8.8
Alabama St.	12/28/2023	*	24:24	0-1	.000	0-1	.000	1-2	.500	0	2	2	3.5	2	0	1	1	2	1	8.1
Louisville	12/31/2023	*	16:28	3-5	.600	2-3	.667	1-1	1.000	1	1	2	3.3	1	2	2	0	1	9	8.2
at Boston College	01/04/2024	*	32:06	5-12	.417	1-5	.200	0-0	.000	0	5	5	3.5	2	2	2	1	3	11	8.4
Wake Forest	01/07/2024	*	25:33	3-9	.333	1-5	.200	0-0	.000	1	3	4	3.5	2	2	1	1	3	7	8.3
at Virginia Tech	01/11/2024	*	23:17	0-8	.000	0-2	.000	0-0	.000	0	4	4	3.5	3	1	2	0	1	0	7.7
at Notre Dame	01/14/2024	*	27:54	5-11	.455	2-6	.333	3-3	1.000	0	6	6	3.7	1	1	5	1	2	15	8.2
NC State	01/18/2024	*	30:14	3-6	.500	0-2	.000	0-0	.000	1	3	4	3.7	2	1	2	0	1	6	8.1
at North Carolina	01/25/2024	*	31:26	4-9	.444	2-6	.333	0-0	.000	2	5	7	3.9	0	2	1	0	1	10	8.2
Duke	01/28/2024	*	33:38	2-7	.286	1-2	.500	2-2	1.000	1	3	4	3.9	3	2	2	1	3	7	8.1
at Wake Forest	02/01/2024	*	23:55	2-9	.222	2-6	.333	0-0	.000	1	5	6	4.0	1	2	1	0	1	6	8.0
at Florida St.	02/04/2024	*	26:40	2-9	.222	0-3	.000	1-2	.500	3	9	12	4.4	0	1	1	0	1	5	7.9
Clemson	02/08/2024	*	25:46	3-9	.333	3-9	.333	0-0	.000	1	1	2	4.3	3	2	2	0	0	9	7.9
at Georgia Tech	02/11/2024	*	30:40	2-10	.200	0-3	.000	2-2	1.000	2	5	7	4.4	2	2	0	1	1	6	7.8
Syracuse	02/15/2024	*	30:31	3-8	.375	2-3	.667	1-2	.500	1	3	4	4.4	1	2	3	1	1	9	7.9
Florida St.	02/18/2024	*	29:56	3-10	.300	1-5	.200	0-0	.000	1	2	3	4.3	2	0	2	0	1	7	7.8
at Virginia	02/22/2024	*	38:29	3-10	.300	0-3	.000	2-2	1.000	2	3	5	4.3	0	1	2	0	0	8	7.8
at Clemson	02/25/2024	*	34:33	3-10	.300	3-7	.429	2-2	1.000	3	3	6	4.4	2	5	5	0	1	11	8.0
Pittsburgh	02/29/2024	*	34:32	5-12	.417	2-6	.333	4-4	1.000	3	3	6	4.5	1	3	3	3	2	16	8.3
Georgia Tech	03/03/2024	*	27:04	0-8	.000	0-3	.000	0-0	.000	1	3	4	4.4	0	3	1	0	0	0	8.0
vs North Carolina	03/07/2024	*	25:23	2-6	.333	0-3	.000	0-0	.000	1	5	6	4.5	4	1	4	0	1	4	7.8
Totals		**30**	**818:37**	**86-235**	**.366**	**33-109**	**.303**	**30-40**	**.750**	**37**	**98**	**135**	**4.5**	**45**	**48**	**61**	**17**	**43**	**235**	**7.8**

Player Averages

Games Played	Minutes/ game	Points/ game	FG Pct	3FG Pct	FT Pct	Rebounds/ game	Assists/ game	Turnovers/ game	Assist/Turnover ratio	Steals/ game	Blocks/ game
30	27.3	7.8	36.6	30.3	75.0	4.5	1.6	2.0	0.8	1.4	0.6

CAREER STATS
PATRICK, Jaida

				Field Goals		3-Point		F-Throws		Rebounds									Scoring	
SEASON	TEAM	GP-GS	MIN/AVG	FG-FGA	FG%	3FG-3FGA	3FG%	FT-FTA	FT%	OFF	DEF	TOT	AVG	PF-FO	A	TO	BLK	STL	PTS	AVG
2019-20	DU	20-0	119/5.9	10-35	.286	0-3	.000	13-19	.684	10	11	21	1.1	14-0	3	9	6	4	33	1.7
2020-21	DU	4-4	116/28.9	20-44	.455	4-13	.308	3-4	.750	7	15	22	5.5	8-0	16	13	0	3	47	11.8
2021-22	CU	31-12	688/22.2	101-266	.380	20-81	.247	59-89	.663	55	101	156	5.0	53-0	47	65	14	42	281	9.1
2022-23	CU	34-33	1054/31.0	150-385	.390	47-146	.322	77-111	.694	53	111	164	4.8	84-3	91	95	26	64	424	12.5
2023-24	UM	30-30	819/27.3	86-235	.366	33-109	.303	30-40	.750	37	98	135	4.5	45-0	48	61	17	43	235	7.8
TOTAL FOR UM		**30-30**	**819/27.3**	**86-235**	**.366**	**33-109**	**.303**	**30-40**	**.750**	**37**	**98**	**135**	**4.5**	**45-0**	**48**	**61**	**17**	**43**	**235**	**7.8**
TOTAL		**119-79**	**2795/23.5**	**367-965**	**.380**	**104-352**	**.295**	**182-263**	**.692**	**162**	**336**	**498**	**4.2**	**204-3**	**205**	**243**	**63**	**156**	**1020**	**8.6**

G • Ja'Leah Williams
Jr. • 5-9 • Pompano Beach, Fla.

12

- Notched consecutive double-digit scoring games vs. Jackson St. & Alabama St.
- Went for 7 steals in the win vs. Jackson State
- Named to Miami Thanksgiving All-Tournament Team Nov. 26.
- Set a new career high in assists with eight against Fordham (11/12)
- Played the best game of her career against Columbia, totaling a career-high 28 points, 10 made field goals and seven made free throws
- Became the fifth Hurricane in program history to earn ACC All-Freshman Team honors in 2022
- 2022 Bob Bradley Spirit and Courage Award recipient
- Has tallied 17 double-digit outings in her career
- Named the Sun Sentinel Broward County Class 7A-6A Player of the Year in 2019-20
- Earned a spot on the Miami Herald's First Team and Sun Sentinel's First Team for two years straight
- As a senior, served as team captain and led her team to its first state championship since 1992

PLAYER HIGHS

Minutes
23-24 ..... 39, vs. Clemson (2/8/24)
Career..... 40, vs. Florida (12/11/22)

Points
23-24 ..... 16, vs. Duke (1/28/24)
Career..... 28, vs. Columbia (11/27/22)

Rebounds
23-24 ..... 9, vs. Clemson (2/8/24)
Career..... 10, at Wake Forest (1/27/22)

Assists
23-24 ... 8, 2x, last: at Florida State (2/4/24)
Career.. 8, 2x, last: at Florida State (2/4/24)

Steals
23-24 ..... 7, vs. Jackson State (12/20/23)
Career..... 7, vs. Jackson State (12/20/23)

Blocks
23-24 .1, 4x, last: vs. Georgia Tech (3/4/24)
Career..... 2, vs. Clemson (2/16/23)

Field Goals Made
23-24 ..... 6, 2x, last: vs. Al. St. (12/28/23)
Career..... 10, vs. Columbia (11/27/22)

Field Goals Attempted
23-24 ..... 10, 3x, last: vs. UNC (3/7/24)
Career..... 14, vs. Columbia (11/27/22)

3-Point Field Goals Made
23-24 ..... 3, vs. UNC (3/7/24)
Career..... 3, vs. UNC (3/7/24)

3-Point Field Goals Attempted
23-24 ..... 7, vs. UNC (3/7/24)
Career..... 7, vs. UNC (3/7/24)

Free Throws Made
23-24 ..... 6, vs. Duke (1/28/24)
Career..... 7, vs. Columbia (11/27/22)

Free Throws Attempted
23-24 ..... 8, vs. Duke (1/28/24)
Career..... 11, vs. Columbia (11/27/22)

Double-Doubles
23-24 .....
Career.....

Double-Digit Game
23-24 8
Career..... 25

2023-24 game-by-game

				Total		3-Pointers		Free throws		Rebounds										
Opponent	**Date**	**GS**	**MIN**	**FG-FGA**	**PCT**	**3FG-3FGA**	**PCT**	**FT-FTA**	**PCT**	**OFF**	**DEF**	**TOT**	**AVG**	**PF**	**A**	**TO**	**BLK**	**STL**	**PTS**	**AVG**
Jacksonville	11/09/2023	*	23:29	3-5	.600	1-3	.333	2-2	1.000	0	0	0	0.0	2	1	1	0	4	9	9.0
Fordham	11/12/2023	*	22:09	3-5	.600	1-1	1.000	0-0	.000	1	2	3	1.5	0	8	7	1	3	7	8.0
Southern U.	11/17/2023	*	31:11	4-9	.444	0-2	.000	1-1	1.000	1	2	3	2.0	3	3	3	0	2	9	8.3
Colgate	11/24/2023	*	27:28	3-7	.429	0-0	.000	1-2	.500	1	2	3	2.3	2	2	2	0	2	7	8.0
ETSU	11/26/2023	*	29:44	4-5	.800	1-1	1.000	0-2	.000	0	2	2	2.2	2	1	3	0	0	9	8.2
at Mississippi St.	11/29/2023	*	22:31	1-6	.167	0-2	.000	0-0	.000	2	4	6	2.8	1	2	1	0	0	2	7.2
DePaul	12/08/2023		14:43	0-1	.000	0-1	.000	2-2	1.000	1	0	1	2.6	2	2	2	0	0	2	6.4
vs Baylor	12/16/2023		26:07	2-9	.222	0-2	.000	2-2	1.000	4	2	6	3.0	0	3	2	0	1	6	6.4
Jackson St.	12/20/2023		30:23	6-10	.600	0-0	.000	0-0	.000	1	1	2	2.9	0	4	2	0	7	12	7.0
Alabama St.	12/28/2023		24:08	6-7	.857	1-1	1.000	1-2	.500	0	3	3	2.9	1	3	5	0	1	14	7.7
Louisville	12/31/2023		24:34	3-7	.429	1-1	1.000	4-6	.667	1	2	3	2.9	2	3	6	1	3	11	8.0
at Boston College	01/04/2024		24:29	4-8	.500	1-2	.500	1-3	.333	1	1	2	2.8	3	2	3	0	2	10	8.2
Wake Forest	01/07/2024	*	27:27	2-6	.333	0-2	.000	0-0	.000	2	3	5	3.0	2	5	1	0	1	4	7.8
at Virginia Tech	01/11/2024	*	33:16	5-8	.625	0-1	.000	0-1	.000	0	8	8	3.4	2	2	2	0	0	10	8.0
at Notre Dame	01/14/2024	*	29:51	3-3	1.000	0-0	.000	0-0	.000	1	2	3	3.3	4	0	1	0	2	6	7.9
NC State	01/18/2024	*	32:39	1-4	.250	1-1	1.000	0-0	.000	1	4	5	3.4	1	5	1	0	0	3	7.6
at North Carolina	01/25/2024	*	29:30	2-4	.500	1-2	.500	0-0	.000	0	5	5	3.5	1	1	1	0	1	5	7.4
Duke	01/28/2024	*	33:18	4-6	.667	2-3	.667	6-8	.750	2	5	7	3.7	3	1	3	0	1	16	7.9
at Wake Forest	02/01/2024	*	31:08	1-5	.200	0-3	.000	0-0	.000	0	6	6	3.8	0	3	0	1	1	2	7.6
at Florida St.	02/04/2024	*	38:00	2-9	.222	2-5	.400	0-0	.000	1	3	4	3.9	1	8	2	0	1	6	7.5
Clemson	02/08/2024	*	39:13	5-10	.500	0-3	.000	1-2	.500	2	7	9	4.1	4	5	5	0	1	11	7.7
at Georgia Tech	02/11/2024	*	31:21	4-8	.500	0-0	.000	1-2	.500	1	1	2	4.0	2	2	2	0	2	9	7.7
Syracuse	02/15/2024	*	31:06	4-8	.500	1-2	.500	0-0	.000	2	2	4	4.0	4	2	2	0	0	9	7.8
Florida St.	02/18/2024	*	28:34	3-7	.429	0-0	.000	0-0	.000	1	5	6	4.1	4	2	4	0	2	6	7.7
at Virginia	02/22/2024		07:48	0-1	.000	0-1	.000	0-0	.000	0	0	0	3.9	0	0	0	0	0	0	7.4
at Clemson	02/25/2024		27:20	0-5	.000	0-1	.000	4-4	1.000	3	5	8	4.1	0	2	2	1	3	4	7.3
Pittsburgh	02/29/2024		30:09	1-7	.143	1-2	.500	1-2	.500	1	6	7	4.2	4	4	1	0	2	4	7.1
Georgia Tech	03/03/2024		23:33	1-6	.167	0-3	.000	2-3	.667	0	4	4	4.2	4	2	2	1	4	4	7.0
vs North Carolina	03/07/2024		30:52	4-10	.400	3-7	.429	0-0	.000	1	6	7	4.3	4	2	4	0	2	11	7.2
Totals		**18**	**806:01**	**81-186**	**.435**	**17-52**	**.327**	**29-44**	**.659**	**31**	**93**	**124**	**4.3**	**58**	**80**	**70**	**5**	**48**	**208**	**7.2**

Player Averages

Games Played	Minutes/ game	Points/ game	FG Pct	3FG Pct	FT Pct	Rebounds/ game	Assists/ game	Turnovers/ game	Assist/Turnover ratio	Steals/ game	Blocks/ game
29	27.8	7.2	43.5	32.7	65.9	4.3	2.8	2.4	1.1	1.7	0.2

CAREER STATS

SEASON	TEAM	GP-GS	MIN/AVG	FG-FGA	FG%	3FG-3FGA	3FG%	FT-FTA	FT%	OFF	DEF	TOT	AVG	PF-FO	A	TO	BLK	STL	PTS	AVG
2021-22	UM	34-28	915/26.9	97-233	.416	5-30	.167	49-70	.700	60	80	140	4.1	59-0	75	69	7	65	248	7.3
2022-23	UM	35-35	862/24.6	93-230	.404	6-28	.214	37-56	.661	38	69	107	3.1	69-0	93	91	7	43	229	6.5
2023-24	UM	29-18	806/27.8	81-186	.435	17-52	.327	29-44	.659	31	93	124	4.3	58-0	80	70	5	48	208	7.2
TOTAL		**98-81**	**2583/26.4**	**271-649**	**.418**	**28-110**	**.255**	**115-170**	**.676**	**129**	**242**	**371**	**3.8**	**186-0**	**248**	**230**	**19**	**156**	**685**	**7.0**

G • Lashae Dwyer
Jr. • 5-6 • Toronto, Ontario

13

- Earned the first start of her career against Jacksonville, pouring in 13 points
- Saw action in all 35 games for the Hurricanes in 2022-23
- Set new career highs in points (23) against Florida State
- Tallied 20-plus points in two games in 2022-23
- Helped the Webb School to a 32-2 record and the Division II-Class A State Title
- Ranked the No. 79 overall player in the class of 2021 by espnW HoopGurlz
- Named a BioSteel All Canadian Basketball Games nominee in 2020
- Tabbed the 2020-21 Tennessee Gatorade Player of the Year

PLAYER HIGHS

Minutes
23-24 ..... 32, vs. Pitt (2/29/24)
Career..... 32, vs. Pitt (2/29/24)

Points
23-24 .....18, vs. NC State (1/18/24)
Career.....23, at Florida St. (12/21/22)

Rebounds
23-24 ..... 8, vs. Georgia Tech (3/3/24)
Career..... 8, 2x, last: vs. GT (3/3/24)

Assists
23-24 .....3, 5x, last at BC (1/4/24)
Career..... 5, 2x, last vs. FAU (11/17/22)

Steals
23-24 . 5, 2x, last: at Virginia Tech (1/11/24)
Career.....8, 2x, last vs. UNF (12/4/22)

Blocks
23-24 .....1, 4x, last vs. Pitt (2/29/24)
Career.....1, 9x, last vs. Pitt (2/29/24)

Field Goals Made
23-24 .....8, vs. NC State (1/18/24)
Career.... 8, 2x, last: vs. NC State (1/18/24)

Field Goals Attempted
23-24 .....12, vs. NC State (1/18/24)
Career..... 12, 2x, vs. NC State (1/18/24)

3-Point Field Goals Made
23-24 ..... 3, vs. Pitt (2/29/24)
Career..... 3, vs. Pitt (2/29/24)

3-Point Field Goals Attempted
23-24 .....3, 5x, last: vs. Pitt (2/29/24)
Career.....5, 2x, last: vs. Clemson (2/8/24)

Free Throws Made
23-24 ... 3, 2x, last: vs. Louisville (12/31/23)
Career.....8, at Florida St. (12/21/22)

Free Throws Attempted
23-24 .....4, vs. Louisville (12/31/23)
Career.....9, at Florida St. (12/21/22)

Double-Doubles
23-24 .....
Career.....

Double-Digit Game
23-24 7
Career..... 19

2023-24 game-by-game

				Total		3-Pointers		Free throws		Rebounds										
Opponent	Date	GS	MIN	FG-FGA	PCT	3FG-3FGA	PCT	FT-FTA	PCT	OFF	DEF	TOT	AVG	PF	A	TO	BLK	STL	PTS	AVG
Jacksonville	11/09/2023	*	22:37	6-11	.545	1-3	.333	0-0	.000	2	2	4	4.0	2	1	1	0	2	13	13.0
Fordham	11/12/2023	*	25:33	3-8	.375	1-2	.500	0-0	.000	1	2	3	3.5	0	2	1	0	4	7	10.0
Southern U.	11/17/2023	*	16:58	2-6	.333	0-2	.000	1-1	1.000	1	1	2	3.0	2	2	3	0	0	5	8.3
Colgate	11/24/2023	*	27:20	4-6	.667	1-1	1.000	1-1	1.000	0	3	3	3.0	1	3	3	0	5	10	8.8
ETSU	11/26/2023	*	22:36	1-1	1.000	0-0	.000	1-2	.500	0	1	1	2.6	4	1	1	0	1	3	7.6
at Mississippi St.	11/29/2023	*	24:46	2-6	.333	1-2	.500	0-2	.000	0	2	2	2.5	1	3	2	0	0	5	7.2
NJIT	12/03/2023	*	26:18	5-10	.500	0-3	.000	0-0	.000	1	3	4	2.7	2	2	2	1	0	10	7.6
DePaul	12/08/2023	*	14:55	2-7	.286	1-2	.500	1-2	.500	1	3	4	2.9	1	2	0	0	1	6	7.4
vs Baylor	12/16/2023	*	17:40	3-5	.600	0-0	.000	0-0	.000	0	1	1	2.7	2	3	1	0	1	6	7.2
Jackson St.	12/20/2023	*	30:18	1-10	.100	1-3	.333	1-2	.500	4	1	5	2.9	2	3	3	1	1	4	6.9
Alabama St.	12/28/2023	*	20:54	6-8	.750	1-2	.500	0-0	.000	3	0	3	2.9	2	2	1	1	3	13	7.5
Louisville	12/31/2023	*	23:37	3-5	.600	1-2	.500	3-4	.750	0	0	0	2.7	3	1	3	0	1	10	7.7
at Boston College	01/04/2024	*	20:22	2-5	.400	0-1	.000	2-2	1.000	0	2	2	2.6	1	3	2	0	4	6	7.5
Wake Forest	01/07/2024		16:53	4-10	.400	1-2	.500	0-0	.000	0	1	1	2.5	1	2	3	0	3	9	7.6
at Virginia Tech	01/11/2024		23:57	4-8	.500	0-1	.000	0-0	.000	3	3	6	2.7	3	2	1	0	5	8	7.7
at Notre Dame	01/14/2024		23:23	4-7	.571	0-1	.000	1-2	.500	0	0	0	2.6	5	2	3	0	0	9	7.8
NC State	01/18/2024		26:26	8-12	.667	2-3	.667	0-1	.000	3	3	6	2.8	2	2	2	0	2	18	8.4
at North Carolina	01/25/2024		21:14	3-7	.429	2-3	.667	1-2	.500	2	1	3	2.8	3	1	3	0	2	9	8.4
Duke	01/28/2024		18:46	0-4	.000	0-0	.000	1-2	.500	1	0	1	2.7	0	2	0	0	1	1	8.0
at Wake Forest	02/01/2024		16:22	2-5	.400	0-1	.000	0-0	.000	0	1	1	2.6	1	0	1	0	1	4	7.8
at Florida St.	02/04/2024		10:01	1-5	.200	0-1	.000	0-0	.000	0	1	1	2.5	1	2	0	0	0	2	7.5
Clemson	02/08/2024		21:35	3-7	.429	1-5	.200	0-0	.000	1	1	2	2.5	5	0	1	0	1	7	7.5
at Georgia Tech	02/11/2024		12:32	0-3	.000	0-1	.000	1-2	.500	0	3	3	2.5	0	0	2	0	0	1	7.2
Syracuse	02/15/2024		19:08	1-8	.125	0-4	.000	0-0	.000	0	0	0	2.4	2	2	2	0	0	2	7.0
Florida St.	02/18/2024		25:16	2-10	.200	1-3	.333	1-2	.500	5	2	7	2.6	5	1	1	0	1	6	7.0
at Virginia	02/22/2024		00:56	0-1	.000	0-0	.000	0-0	.000	0	0	0	2.5	0	0	0	0	0	0	6.7
at Clemson	02/25/2024		27:40	1-5	.200	1-3	.333	0-0	.000	1	2	3	2.5	2	2	2	0	0	3	6.6
Pittsburgh	02/29/2024		32:18	6-9	.667	3-4	.750	2-2	1.000	1	1	2	2.5	0	2	3	1	3	17	6.9
Georgia Tech	03/03/2024		30:55	2-8	.250	0-4	.000	1-6	.167	6	2	8	2.7	3	0	0	0	1	5	6.9
vs North Carolina	03/07/2024		11:10	1-2	.500	0-0	.000	0-0	.000	1	1	2	2.7	3	0	0	0	0	2	6.7
Totals		**13**	**632:26**	**82-199**	**.412**	**19-59**	**.322**	**18-35**	**.514**	**37**	**43**	**80**	**2.7**	**59**	**48**	**47**	**4**	**43**	**201**	**6.7**

Player Averages

Games Played	Minutes/ game	Points/ game	FG Pct	3FG Pct	FT Pct	Rebounds/ game	Assists/ game	Turnovers/ game	Assist/Turnover ratio	Steals/ game	Blocks/ game
30	21.1	6.7	41.2	32.2	51.4	2.7	1.6	1.6	1.0	1.4	0.1

CAREER STATS

				Field Goals		3-Point		F-Throws		Rebounds									Scoring	
SEASON	TEAM	GP-GS	MIN/AVG	FG-FGA	FG%	3FG-3FGA	3FG%	FT-FTA	FT%	OFF	DEF	TOT	AVG	PF-FO	A	TO	BLK	STL	PTS	AVG
2021-22	UM	30-0	341/11.4	35-100	.350	5-24	.208	30-47	.638	26	26	52	1.7	56-1	21	27	2	38	105	3.5
2022-23	UM	35-0	511/14.6	78-149	.523	7-21	.333	42-55	.764	29	52	81	2.3	69-1	38	61	9	45	205	5.9
2023-24	UM	30-13	632/21.1	82-199	.412	19-59	.322	18-35	.514	37	43	80	2.7	59-3	48	47	4	43	201	6.7
TOTAL		**95-13**	**1484/15.6**	**195-448**	**.435**	**31-104**	**.298**	**90-137**	**.657**	**92**	**121**	**213**	**2.2**	**184-5**	**107**	**135**	**15**	**126**	**511**	**5.4**

G • Ally Stedman
Jr. • 5-9 • Phoenix, Ariz.

21

- All-WCC Honorable Mention (2022-23) and WCC All-Freshman Team (2021-22)
- Started 18 games as a sophomore for Pepperdine
- Averaged 15.6 points, 3.3 rebounds and 2.2 assists in 2022-23
- Scored in double-digits in 18 of 19 games played
- Finished 2022-23 seventh in the WCC in scoring and fourth in steals per game
- Missed 11 games in 2022-23 due to injury
- Knocked down a program-record eight threes in her Pepperdine debut in 2021
- Named the Arizona Prep Player of the Year as a senior in 2020-21

PLAYER HIGHS

Minutes
23-24.....21, vs. NJIT (12/3/23)
Career..... 43, 2x, last at BYU (2/9/23)

Points
23-24 .....11, vs. Baylor (12/16/23)
Career.....28, at UCLA (11/10/21)

Field Goals Made
23-24 ..... 4, vs. Baylor (12/16/23)
Career.. 10, 2x, last vs. UC Riverside (12/11/22)

Field Goals Attempted
23-24 ..... 9, vs. Jacksonville (11/9/23)
Career.....24, vs. Gonzaga (12/29/22)

3-Point Field Goals Made
23-24 ..... 3, vs. Baylor (12/16/23)
Career.....8, at UCLA (11/10/21)

3-Point Field Goals Attempted
23-24 ..... 8, vs. Jacksonville (11/9/23)
Career.....13, vs. Gonzaga (12/29/22)

Free Throws Made
23-24 .....2, vs. Alabama State (12/28/23)
Career.....7, vs. Portland St. (12/3/22)

Free Throws Attempted
23-24 .....2, 3x, last vs. Al. St. (12/28/23)
Career.....8, vs. Portland St. (12/3/22)

Rebounds
23-24 .....3 vs. Southern (11/17/23)
Career.....6, vs. CSU Bakersfield (12/7/22)

Assists
23-24 .....4, vs. Alabama State (12/28/23)
Career.. 6, at Cal State Fullerton (11/28/22)

Blocks
23-24 .....2 vs. NJIT (12/3/23)
Career..... 3, vs. UC Riverside (12/22/22)

Steals
23-24 ..2, 3x, last: vs. Wake Forest (1/7/24)
Career.....6, at Saint Mary's (CA) (1/15/22)

Double-Doubles
23-24 .....
Career.....

Double-Digit Game
23-24 1
Career..... 41

2023-24 game-by-game

				Total		3-Pointers		Free throws		Rebounds										
Opponent	Date	GS	MIN	FG-FGA	PCT	3FG-3FGA	PCT	FT-FTA	PCT	OFF	DEF	TOT	AVG	PF	A	TO	BLK	STL	PTS	AVG
Jacksonville	11/09/2023		18:15	2-9	.222	2-8	.250	0-0	.000	0	1	1	1.0	2	0	1	0	2	6	6.0
Fordham	11/12/2023		15:13	2-5	.400	1-4	.250	0-0	.000	0	1	1	1.0	0	0	0	0	0	5	5.5
Southern U.	11/17/2023		14:43	0-3	.000	0-3	.000	0-0	.000	0	3	3	1.7	1	0	0	0	0	0	3.7
Colgate	11/24/2023		08:17	1-2	.500	1-2	.500	0-0	.000	0	0	0	1.3	1	0	0	0	0	3	3.5
ETSU	11/26/2023		14:06	2-4	.500	2-3	.667	0-0	.000	0	1	1	1.2	1	0	1	0	1	6	4.0
at Mississippi St.	11/29/2023		02:42	0-1	.000	0-0	.000	0-0	.000	0	0	0	1.0	0	0	0	0	0	0	3.3
NJIT	12/03/2023		21:07	2-5	.400	1-3	.333	0-2	.000	0	0	0	0.9	3	1	1	2	0	5	3.6
DePaul	12/08/2023		03:16	0-1	.000	0-1	.000	0-0	.000	0	0	0	0.8	0	0	0	0	1	0	3.1
vs Baylor	12/16/2023		18:54	4-7	.571	3-6	.500	0-0	.000	1	1	2	0.9	2	0	1	0	1	11	4.0
Jackson St.	12/20/2023		08:36	1-5	.200	0-3	.000	1-2	.500	0	1	1	0.9	2	0	0	0	0	3	3.9
Alabama St.	12/28/2023		18:42	0-3	.000	0-2	.000	2-2	1.000	0	1	1	0.9	1	4	1	0	2	2	3.7
Louisville	12/31/2023		05:35	1-2	.500	0-0	.000	0-0	.000	0	0	0	0.8	0	0	0	0	0	2	3.6
at Boston College	01/04/2024		11:42	1-6	.167	0-3	.000	0-0	.000	0	0	0	0.8	0	1	0	0	1	2	3.5
Wake Forest	01/07/2024		11:44	1-3	.333	0-2	.000	0-0	.000	0	2	2	0.9	2	0	3	0	2	2	3.4
at Virginia Tech	01/11/2024		16:18	0-5	.000	0-4	.000	0-0	.000	0	0	0	0.8	1	0	1	0	0	0	3.1
at Notre Dame	01/14/2024		05:23	0-2	.000	0-2	.000	0-0	.000	0	0	0	0.8	0	1	2	0	0	0	2.9
NC State	01/18/2024		06:24	0-0	.000	0-0	.000	0-0	.000	0	0	0	0.7	1	0	0	0	0	0	2.8
at North Carolina	01/25/2024		17:36	2-7	.286	2-7	.286	0-0	.000	0	1	1	0.7	3	3	0	0	0	6	2.9
Duke	01/28/2024		08:04	1-3	.333	1-2	.500	0-0	.000	0	1	1	0.7	2	0	1	0	0	3	2.9
at Wake Forest	02/01/2024		07:11	1-3	.333	0-1	.000	0-0	.000	0	0	0	0.7	0	0	0	0	0	2	2.9
Clemson	02/08/2024		07:22	0-2	.000	0-2	.000	0-0	.000	0	1	1	0.7	2	1	0	0	1	0	2.8
at Georgia Tech	02/11/2024		05:48	0-0	.000	0-0	.000	0-0	.000	0	1	1	0.7	1	0	0	0	0	0	2.6
Florida St.	02/18/2024		02:03	0-2	.000	0-1	.000	0-0	.000	0	0	0	0.7	0	0	0	0	0	0	2.5
at Virginia	02/22/2024	*	10:00	0-0	.000	0-0	.000	0-0	.000	0	1	1	0.7	2	0	2	0	0	0	2.4
at Clemson	02/25/2024		00:14	0-0	.000	0-0	.000	0-0	.000	0	0	0	0.7	0	0	0	0	0	0	2.3
vs North Carolina	03/07/2024		03:00	0-0	.000	0-0	.000	0-0	.000	0	0	0	0.7	1	0	0	0	0	0	2.2
Totals		**1**	**262:13**	**21-80**	**.263**	**13-59**	**.220**	**3-6**	**.500**	**1**	**16**	**17**	**0.7**	**28**	**11**	**14**	**2**	**11**	**58**	**2.2**

Player Averages

Games Played	Minutes/ game	Points/ game	FG Pct	3FG Pct	FT Pct	Rebounds/ game	Assists/ game	Turnovers/ game	Assist/Turnover ratio	Steals/ game	Blocks/ game
26	10.1	2.2	26.3	22.0	50.0	0.7	0.4	0.5	0.8	0.4	0.1

CAREER STATS

				Field Goals		3-Point		F-Throws		Rebounds									Scoring	
SEASON	TEAM	GP-GS	MIN/AVG	FG-FGA	FG%	3FG-3FGA	3FG%	FT-FTA	FT%	OFF	DEF	TOT	AVG	PF-FO	A	TO	BLK	STL	PTS	AVG
2021-22	PEP	24-23	751/31.3	105-294	.357	32-127	.252	22-31	.710	16	44	60	2.5	66-3	37	71	2	31	264	11.0
2022-23	PEP	19-18	630/33.1	113-299	.378	48-139	.345	22-27	.815	9	54	63	3.3	51-1	40	67	8	34	296	15.6
2023-24	UM	26-1	262/10.1	21-80	.263	13-59	.220	3-6	.500	1	16	17	0.7	28-0	11	14	2	11	58	2.2
TOTAL FOR UM		**26-1**	**262/10.1**	**21-80**	**.263**	**13-59**	**.220**	**3-6**	**.500**	**1**	**16**	**17**	**0.7**	**28-0**	**11**	**14**	**2**	**11**	**58**	**2.2**
TOTAL		**69-42**	**1643/23.8**	**239-673**	**.355**	**93-325**	**.286**	**47-64**	**.734**	**26**	**114**	**140**	**2.0**	**145-4**	**88**	**152**	**12**	**76**	**618**	**9.0**

G • Shayeann Day-Wilson
Jr. • 5-6 • Toronto, Ontario

- 12-straight double-digit scoring performances between Jan. 11 and Feb. 25
- Set a career high with 27 points against Georgia Tech March 3
- Scored 18 points and shot 7-for-14 from the floor in the win against No. 4 NC State
- Tied for third-best single game 3-point % in Miami history, 5-5 vs. ETSU
- Dished a career-high nine assists against Jacksonville in her Miami debut
- 2021-22 ACC Freshman of the Year and All-ACC Freshman Team
- Paced Duke in scoring as a freshman in 2021-22, averaging 12.7 points per game assists and 3.0 rebounds

30

PLAYER HIGHS

Minutes
23-24 ..... 40, 2x, last: vs. GT (3/3/24)
Career..... 40, 2x, last: vs. GT (3/3/24)

Points
23-24 ..... 27, vs. Georgia Tech (3/3/24)
Career..... 27, vs. Georgia Tech (3/3/24)

Field Goals Made
23-24 ..... 10, vs. Georgia Tech (3/3/24)
Career..... 10, vs. Georgia Tech (3/3/24)

Field Goals Attempted
23-24 ..... 19, vs. Georgia Tech (3/3/24)
Career..... 19, vs. Georgia Tech (3/3/24)

3-Point Field Goals Made
23-24 ..... 5, 4x, last: vs. GT (3/3/24)
Career..... 8, vs. Troy (11/28/21)

3-Point Field Goals Attempted
23-24 ..... 11, vs. Georgia Tech (3/3/24)
Career..... 11, vs. Georgia Tech (3/3/24)

Free Throws Made
23-24 ..... 5, 3x, UNC last: (3/7/24)
Career..... 9, at Louisville (1/30/22)

Free Throws Attempted
23-24 ..... 8, vs. UNC (3/7/24)
Career..... 13, at North Carolina (1/19/23)

Rebounds
23-24 ..... 7, vs. Baylor (12/16/23)
Career..... 8, vs. North Carolina (1/27/22)

Assists
23-24 ..... 9, vs. Jacksonville (11/9/23)
Career..... 9, vs. Jacksonville (11/9/23)

Blocks
23-24 ..... 1, 2x, last vs. WF (1/7/24)
Career..... 1, 3x, last: vs. WF (1/7/24)

Steals
23-24 ..... 3, 3x, last: vs. Syracuse (2/15/24)
Career..... 4, vs. Iowa (12/2/21)

Double-Doubles
23-24 .....
Career.....

Double-Digit Game
23-24 20
Career..... 54

2023-24 game-by-game

				Total		3-Pointers		Free throws		Rebounds										
Opponent	Date	GS	MIN	FG-FGA	PCT	3FG-3FGA	PCT	FT-FTA	PCT	OFF	DEF	TOT	AVG	PF	A	TO	BLK	STL	PTS	AVG
Jacksonville	11/09/2023		29:42	2-8	.250	1-3	.333	1-2	.500	1	3	4	4.0	0	9	1	0	2	6	6.0
Fordham	11/12/2023		23:27	3-6	.500	1-4	.250	0-0	.000	0	1	1	2.5	3	6	3	0	0	7	6.5
Southern U.	11/17/2023		33:33	5-15	.333	2-9	.222	1-3	.333	0	3	3	2.7	2	2	4	0	3	13	8.7
Colgate	11/24/2023		28:40	4-8	.500	0-3	.000	0-0	.000	0	2	2	2.5	1	5	1	0	1	8	8.5
ETSU	11/26/2023		21:45	7-7	1.000	5-5	1.000	0-0	.000	0	2	2	2.4	2	3	2	0	0	19	10.6
at Mississippi St.	11/29/2023		22:05	3-11	.273	2-5	.400	2-2	1.000	1	3	4	2.7	3	6	3	0	1	10	10.5
NJIT	12/03/2023	*	27:10	3-4	.750	2-2	1.000	2-2	1.000	0	1	1	2.4	2	8	1	0	1	10	10.4
DePaul	12/08/2023	*	35:22	4-11	.364	1-6	.167	3-5	.600	1	4	5	2.8	2	2	2	0	0	12	10.6
vs Baylor	12/16/2023	*	31:53	4-8	.500	0-1	.000	4-4	1.000	1	6	7	3.2	4	2	3	0	1	12	10.8
Jackson St.	12/20/2023	*	14:10	0-3	.000	0-1	.000	0-0	.000	0	1	1	3.0	1	0	1	0	0	0	9.7
Alabama St.	12/28/2023	*	21:46	2-5	.400	0-1	.000	0-0	.000	0	5	5	3.2	2	4	3	1	0	4	9.2
Louisville	12/31/2023	*	32:16	4-10	.400	1-3	.333	1-2	.500	1	0	1	3.0	4	2	1	0	1	10	9.3
at Boston College	01/04/2024	*	19:09	2-7	.286	1-2	.500	0-0	.000	1	1	2	2.9	2	1	3	0	1	5	8.9
Wake Forest	01/07/2024	*	30:12	3-9	.333	3-6	.500	0-0	.000	0	1	1	2.8	1	3	0	1	0	9	8.9
at Virginia Tech	01/11/2024	*	28:40	6-11	.545	2-6	.333	5-6	.833	0	2	2	2.7	2	4	1	0	0	19	9.6
at Notre Dame	01/14/2024	*	30:45	5-12	.417	1-6	.167	0-0	.000	1	1	2	2.7	5	3	2	0	1	11	9.7
NC State	01/18/2024	*	29:30	7-14	.500	3-7	.429	1-1	1.000	0	1	1	2.6	0	3	2	0	3	18	10.2
at North Carolina	01/25/2024	*	33:24	6-11	.545	5-8	.625	1-1	1.000	1	1	2	2.6	4	2	3	0	1	18	10.6
Duke	01/28/2024	*	27:58	6-12	.500	5-9	.556	0-0	.000	0	0	0	2.4	3	3	3	0	0	17	10.9
at Wake Forest	02/01/2024	*	33:58	6-10	.600	3-7	.429	0-0	.000	0	1	1	2.4	1	4	2	0	1	15	11.2
at Florida St.	02/04/2024	*	37:37	5-14	.357	2-8	.250	0-0	.000	0	4	4	2.4	2	4	2	0	0	12	11.2
Clemson	02/08/2024	*	32:25	5-13	.385	3-7	.429	4-5	.800	1	4	5	2.5	4	5	4	0	1	17	11.5
at Georgia Tech	02/11/2024	*	36:07	5-11	.455	2-6	.333	5-6	.833	0	4	4	2.6	1	3	1	0	0	17	11.7
Syracuse	02/15/2024	*	33:01	4-11	.364	1-4	.250	2-2	1.000	0	1	1	2.5	3	2	3	0	3	11	11.7
Florida St.	02/18/2024	*	36:39	8-17	.471	4-9	.444	1-2	.500	0	5	5	2.6	2	3	0	0	1	21	12.0
at Virginia	02/22/2024	*	40:00	4-14	.286	1-6	.167	2-2	1.000	0	3	3	2.7	3	4	3	0	1	11	12.0
at Clemson	02/25/2024	*	24:11	1-11	.091	1-6	.167	0-0	.000	1	1	2	2.6	3	4	1	0	0	3	11.7
Pittsburgh	02/29/2024	*	21:28	1-7	.143	0-2	.000	0-0	.000	0	0	0	2.5	0	3	2	0	0	2	11.3
Georgia Tech	03/03/2024	*	40:32	10-19	.526	5-11	.455	2-3	.667	0	5	5	2.6	4	3	5	0	0	27	11.9
vs North Carolina	03/07/2024	*	38:54	3-8	.375	2-5	.400	5-8	.625	1	2	3	2.6	2	5	1	0	0	13	11.9
Totals		**24**	**896:18**	**128-307**	**.417**	**59-158**	**.373**	**42-56**	**.750**	**11**	**68**	**79**	**2.6**	**68**	**108**	**63**	**2**	**23**	**357**	**11.9**

Player Averages

Games Played	Minutes/ game	Points/ game	FG Pct	3FG Pct	FT Pct	Rebounds/ game	Assists/ game	Turnovers/ game	Assist/Turnover ratio	Steals/ game	Blocks/ game
30	29.9	11.9	41.7	37.3	75.0	2.6	3.6	2.1	1.7	0.8	0.1

CAREER STATS

				Field Goals		3-Point		F-Throws		Rebounds									Scoring	
SEASON	TEAM	GP-GS	MIN/AVG	FG-FGA	FG%	3FG-3FGA	3FG%	FT-FTA	FT%	OFF	DEF	TOT	AVG	PF-FO	A	TO	BLK	STL	PTS	AVG
2021-22	DU	29-17	807/27.8	122-324	.377	43-128	.336	81-117	.692	18	70	88	3.0	60-2	107	95	1	35	368	12.7
2022-23	DU	33-29	801/24.3	84-249	.337	31-106	.292	67-98	.684	11	85	96	2.9	67-0	83	63	0	21	266	8.1
2023-24	UM	30-24	896/29.9	128-307	.417	59-158	.373	42-56	.750	11	68	79	2.6	68-1	108	63	2	23	357	11.9
TOTAL FOR UM		**30-24**	**896/29.9**	**128-307**	**.417**	**59-158**	**.373**	**42-56**	**.750**	**11**	**68**	**79**	**2.6**	**68-1**	**108**	**63**	**2**	**23**	**357**	**11.9**
TOTAL		**92-70**	**2504/27.2**	**334-880**	**.380**	**133-392**	**.339**	**190-271**	**.701**	**40**	**223**	**263**	**2.9**	**195-3**	**298**	**221**	**3**	**79**	**991**	**10.8**

F • Lazaria Spearman
So. • 6-4 • Dacula, Ga.

32

- Tallied double-doubles against Mississippi State and Alabama State
- Started off her season with a 13-point game against JU
- The only ACC freshman to average five-plus points per game and play less than 15 minutes per game
- One of three ACC freshmen to record a double-double in 2022-23
- Scored in double-digits five times last season
- Led all Miami reserves in rebounding and was second on the bench in scoring (min. 10 games played)
- No. 26 recruit (ASGR Basketball) and No. 30 recruit (espnW HoopGurlz)
- Gwinnett Daily Post All Region 8-AAAAAA Player of the Year
- Dacula's all-time leading scorer and rebounder
- Invited to 2022 U.S. U18 National Team Trials
- Two-time Gwinnett Daily Post Super Six honoree

PLAYER HIGHS

Minutes
23-24 ..... 35, vs. Georgia Tech (3/3/24)
Career..... 35, vs. Georgia Tech (3/3/24)

Points
23-24 ..... 14, 2x, last: vs. Clemson (2/8/24)
Career..... 19, at DePaul (11/20/22)

Rebounds
23-24 ..... 15, at Miss. State (11/29/23)
Career..... 15, at Miss. State (11/29/23)

Assists
23-24 ..... 2, 3x, last: at Virginia (2/22/24)
Career..... 2, 3x, last: at Virginia (2/22/24)

Steals
23-24 ..... 2, 2x, last: vs. Al. St. (12/28/23)
Career..... 2, 6x, last vs. Al. State (12/28/23)

Blocks
23-24 ..... 2, 2x, last: vs. GT (3/3/24)
Career..... 2, 4x, last vs. GT (3/3/24)

Field Goals Made
23-24 ..... 7, vs. Clemson (2/8/24)
Career..... 7, 2x, last: vs. Clemson (2/8/24)

Field Goals Attempted
23-24 ..... 12, vs. Clemson (2/8/24)
Career..... 12, vs. Clemson (2/8/24)

3-Point Field Goals Made
23-24 ..... 1, vs. Jacksonville (11/9/23)
Career..... 1, vs. Jacksonville (11/9/23)

3-Point Field Goals Attempted
23-24 ..... 2, vs. Jacksonville (11/9/23)
Career..... 2, vs. Jacksonville (11/9/23)

Free Throws Made
23-24 ..... 5, vs. Duke (1/28/24)
Career..... 5, 2x, vs. Duke (1/28/24)

Free Throws Attempted
23-24 ..... 8, vs. Duke (1/28/24)
Career ..... 8, vs. Duke (1/28/24)

Double-Doubles
23-24 ..... 4, last: vs. UNC (3/7/24)
Career..... 4

Double-Digit Game
23-24 ..... 8, last vs. GT (3/3/24)
Career..... 13

2023-24 game-by-game

				Total		3-Pointers		Free throws		Rebounds										
Opponent	Date	GS	MIN	FG-FGA	PCT	3FG-3FGA	PCT	FT-FTA	PCT	OFF	DEF	TOT	AVG	PF	A	TO	BLK	STL	PTS	AVG
Jacksonville	11/09/2023		20:19	4-9	.444	1-2	.500	4-7	.571	4	2	6	6.0	1	1	1	0	0	13	13.0
Fordham	11/12/2023	*	22:39	4-9	.444	0-0	.000	0-0	.000	2	2	4	5.0	2	0	4	1	2	8	10.5
Colgate	11/24/2023		22:09	5-7	.714	0-0	.000	0-1	.000	3	6	9	6.3	0	2	2	0	1	10	10.3
ETSU	11/26/2023		20:55	2-3	.667	0-0	.000	1-3	.333	1	6	7	6.5	0	0	1	1	0	5	9.0
at Mississippi St.	11/29/2023		25:15	5-8	.625	0-0	.000	1-4	.250	7	8	15	8.2	3	0	0	0	0	11	9.4
NJIT	12/03/2023		19:49	3-4	.750	0-0	.000	2-4	.500	1	3	4	7.5	2	2	1	0	0	8	9.2
DePaul	12/08/2023		12:43	0-3	.000	0-0	.000	1-2	.500	2	3	5	7.1	1	0	1	1	0	1	8.0
vs Baylor	12/16/2023		04:29	1-3	.333	0-0	.000	0-1	.000	0	2	2	6.5	3	0	1	0	0	2	7.3
Jackson St.	12/20/2023		19:36	4-8	.500	0-0	.000	1-2	.500	3	3	6	6.4	2	1	3	0	1	9	7.4
Alabama St.	12/28/2023		21:25	6-10	.600	0-0	.000	2-4	.500	6	4	10	6.8	2	0	2	1	2	14	8.1
Louisville	12/31/2023		19:20	2-4	.500	0-1	.000	0-0	.000	2	4	6	6.7	4	0	3	0	0	4	7.7
at Boston College	01/04/2024		11:24	1-2	.500	0-0	.000	0-0	.000	0	1	1	6.3	3	0	2	0	1	2	7.3
Wake Forest	01/07/2024		01:20	0-0	.000	0-0	.000	0-0	.000	0	0	0	5.8	2	0	0	0	0	0	6.7
at Virginia Tech	01/11/2024		07:32	1-3	.333	0-0	.000	0-1	.000	2	0	2	5.5	5	0	1	1	0	2	6.4
at Notre Dame	01/14/2024		17:48	2-6	.333	0-0	.000	3-6	.500	2	7	9	5.7	2	0	4	1	0	7	6.4
NC State	01/18/2024		14:36	4-5	.800	0-0	.000	2-4	.500	2	6	8	5.9	4	0	2	0	1	10	6.6
at North Carolina	01/25/2024		22:29	2-5	.400	0-0	.000	2-3	.667	5	4	9	6.1	5	0	2	0	1	6	6.6
Duke	01/28/2024	*	24:57	1-2	.500	0-1	.000	5-8	.625	1	7	8	6.2	4	1	2	1	1	7	6.6
at Wake Forest	02/01/2024	*	13:34	1-6	.167	0-0	.000	0-0	.000	2	1	3	6.0	4	0	2	0	1	2	6.4
at Florida St.	02/04/2024	*	13:35	1-3	.333	0-0	.000	0-1	.000	1	2	3	5.9	4	0	0	0	0	2	6.2
Clemson	02/08/2024		27:44	7-12	.583	0-0	.000	0-1	.000	4	3	7	5.9	0	1	1	0	1	14	6.5
at Georgia Tech	02/11/2024		21:00	3-7	.429	0-0	.000	0-0	.000	2	5	7	6.0	2	1	2	0	1	6	6.5
Syracuse	02/15/2024		24:45	3-5	.600	0-0	.000	0-0	.000	2	4	6	6.0	1	0	2	1	1	6	6.5
Florida St.	02/18/2024		17:17	1-4	.250	0-0	.000	0-0	.000	4	1	5	5.9	1	1	1	2	0	2	6.3
at Virginia	02/22/2024	*	24:25	2-6	.333	0-0	.000	0-0	.000	2	3	5	5.9	2	2	3	0	0	4	6.2
at Clemson	02/25/2024	*	17:18	1-4	.250	0-1	.000	0-0	.000	2	2	4	5.8	4	0	0	1	0	2	6.0
Pittsburgh	02/29/2024	*	13:43	0-1	.000	0-0	.000	0-0	.000	0	3	3	5.7	1	1	2	0	0	0	5.8
Georgia Tech	03/03/2024	*	35:23	6-10	.600	0-0	.000	0-2	.000	7	5	12	5.9	1	1	0	2	1	12	6.0
vs North Carolina	03/07/2024	*	20:43	5-8	.625	0-0	.000	2-4	.500	5	5	10	6.1	4	0	1	0	0	12	6.2
Totals		**9**	**538:12**	**77-157**	**.490**	**1-5**	**.200**	**26-58**	**.448**	**74**	**102**	**176**	**6.1**	**69**	**14**	**46**	**13**	**15**	**181**	**6.2**

Player Averages

Games Played	Minutes/ game	Points/ game	FG Pct	3FG Pct	FT Pct	Rebounds/ game	Assists/ game	Turnovers/ game	Assist/Turnover ratio	Steals/ game	Blocks/ game
29	18.6	6.2	49.0	20.0	44.8	6.1	0.5	1.6	0.3	0.5	0.4

CAREER STATS

				Field Goals		3-Point		F-Throws		Rebounds									Scoring	
SEASON	TEAM	GP-GS	MIN/AVG	FG-FGA	FG%	3FG-3FGA	3FG%	FT-FTA	FT%	OFF	DEF	TOT	AVG	PF-FO	A	TO	BLK	STL	PTS	AVG
2022-23	UM	30-0	390/13.0	62-121	.512	0-5	.000	34-57	.596	52	67	119	4.0	70-0	7	32	12	18	158	5.3
2023-24	UM	29-9	538/18.6	77-157	.490	1-5	.200	26-58	.448	74	102	176	6.1	69-2	14	46	13	15	181	6.2
TOTAL		**59-9**	**928/15.7**	**139-278**	**.500**	**1-10**	**.100**	**60-115**	**.522**	**126**	**169**	**295**	**5.0**	**139-2**	**21**	**78**	**25**	**33**	**339**	**5.7**



F • Latasha Lattimore
Jr. • 6-4 • Toronto, Ontario

35

- Scored a bucket in her first game back, Nov. 24, 2023, vs. Colgate
- Missed a majority of the 2022-23 season with an ACL injury in early December
- Posted a breakout game against BU, totaling 25 points and 10 rebounds for her second career double-double
- Played in all 32 games as a freshman at Texas
- Totaled three double-digit games in 2021-22
- Helped Texas to the 2022 Big 12 Championship title and NCAA Elite Eight
- No. 38 prospect coming out of high school in the class of 2021. Top-ranked Canadian player per ESPN
- Played on the Canadian U23 Women's National Team at GLOBL JAM in 2022

PLAYER HIGHS

Minutes
23-24 ..... 29, vs. Clemson (2/8/24)
Career.....30, at Texas Tech (2/9/22)*

Points
23-24 .....14, at Florida State (2/4/24)
Career.....25, vs. Boston U (11/13/22)

Rebounds
23-24 ..... 9, at Virginia (2/22/24)
Career..10, 2x, last vs. Boston U (11/13/22)

Assists
23-24 .....2, 2x, last: at Virginia (2/22/24)
Career.....3, vs. New Orleans (11/9/21)*

Steals
23-24 .....2, 2x, last: vs. Pitt (2/29/24)
Career..... 4, vs. UTRGV (1/9/22)*

Blocks
23-24 ..... 5, vs. Wake Forest (1/7/24)
Career..... 5, vs. Wake Forest (1/7/24)

Field Goals Made
23-24 .....7, at Florida State (2/4/24)
Career.....10, vs. Boston U (11/13/22)

Field Goals Attempted
23-24 ..... 13, at Virginia (2/22/24)
Career.....14, vs. Boston U (11/13/22)

3-Point Field Goals Made
23-24 ..... 1, 5x, last: vs. UNC (3/7/24)
Career..... 1, 7x, last: vs. UNC (3/7/24)

3-Point Field Goals Attempted
23-24 .....4, vs. UNC (3/7/24)
Career.....4, vs. UNC (3/7/24)

Free Throws Made
23-24 ..... 4, vs. Clemson (2/8/24)
Career..... 4, vs. Clemson (2/8/24)

Free Throws Attempted
23-24 .....5, vs. UNC (3/7/24)
Career.....5, vs. UNC (3/7/24)

Double-Doubles
23-24 .....
Career..... 2, last vs. Boston U (11/13/22)

Double-Digit Game
23-24 7
Career..... 12

2023-24 game-by-game

				Total		3-Pointers		Free throws		Rebounds										
Opponent	**Date**	**GS**	**MIN**	**FG-FGA**	**PCT**	**3FG-3FGA**	**PCT**	**FT-FTA**	**PCT**	**OFF**	**DEF**	**TOT**	**AVG**	**PF**	**A**	**TO**	**BLK**	**STL**	**PTS**	**AVG**
Colgate	11/24/2023		05:32	1-2	.500	0-0	.000	0-0	.000	0	1	1	1.0	2	0	1	0	0	2	2.0
ETSU	11/26/2023		13:13	1-4	.250	0-1	.000	3-3	1.000	1	1	2	1.5	2	0	0	3	0	5	3.5
at Mississippi St.	11/29/2023		19:27	3-3	1.000	1-1	1.000	1-2	.500	2	4	6	3.0	1	0	0	0	0	8	5.0
NJIT	12/03/2023		16:17	4-7	.571	0-1	.000	2-2	1.000	3	1	4	3.3	0	1	2	2	0	10	6.3
DePaul	12/08/2023		09:47	1-2	.500	0-1	.000	0-0	.000	0	2	2	3.0	0	0	0	0	0	2	5.4
vs Baylor	12/16/2023		05:27	0-4	.000	0-0	.000	0-0	.000	1	0	1	2.7	0	0	0	0	0	0	4.5
Jackson St.	12/20/2023		07:47	0-1	.000	0-0	.000	2-2	1.000	1	0	1	2.4	2	0	2	1	1	2	4.1
Alabama St.	12/28/2023		16:39	5-8	.625	1-2	.500	2-4	.500	1	0	1	2.3	0	0	2	1	0	13	5.3
Louisville	12/31/2023		10:48	1-2	.500	0-0	.000	0-0	.000	0	2	2	2.2	1	1	0	2	0	2	4.9
at Boston College	01/04/2024		04:21	0-0	.000	0-0	.000	1-2	.500	0	0	0	2.0	0	0	0	0	0	1	4.5
Wake Forest	01/07/2024		13:52	3-5	.600	0-0	.000	2-4	.500	1	2	3	2.1	0	1	0	5	0	8	4.8
at Virginia Tech	01/11/2024		11:02	1-3	.333	0-0	.000	0-0	.000	1	1	2	2.1	2	0	2	2	0	2	4.6
at Notre Dame	01/14/2024		12:11	0-1	.000	0-0	.000	0-0	.000	2	3	5	2.3	2	2	1	2	0	0	4.2
NC State	01/18/2024		06:54	0-0	.000	0-0	.000	0-0	.000	1	3	4	2.4	0	1	1	2	0	0	3.9
at North Carolina	01/25/2024		06:35	0-2	.000	0-0	.000	0-0	.000	0	0	0	2.3	2	0	1	1	0	0	3.7
at Wake Forest	02/01/2024		15:41	4-6	.667	0-0	.000	1-2	.500	1	1	2	2.3	0	1	1	1	1	9	4.0
at Florida St.	02/04/2024		21:17	7-8	.875	0-0	.000	0-0	.000	1	0	1	2.2	3	1	0	1	1	14	4.6
Clemson	02/08/2024		29:53	2-6	.333	1-2	.500	4-4	1.000	4	2	6	2.4	1	1	3	3	1	9	4.8
at Georgia Tech	02/11/2024		10:00	1-4	.250	1-2	.500	0-2	.000	2	1	3	2.4	1	0	0	0	2	3	4.7
Syracuse	02/15/2024		24:49	3-5	.600	0-1	.000	4-4	1.000	2	4	6	2.6	0	1	1	2	0	10	5.0
Florida St.	02/18/2024		18:59	5-11	.455	0-0	.000	1-2	.500	3	1	4	2.7	1	1	0	1	0	11	5.3
at Virginia	02/22/2024	*	25:17	5-13	.385	0-0	.000	0-0	.000	5	4	9	3.0	3	2	2	1	0	10	5.5
at Clemson	02/25/2024	*	10:50	2-4	.500	0-1	.000	0-0	.000	1	4	5	3.0	1	0	5	0	1	4	5.4
Pittsburgh	02/29/2024	*	23:20	3-8	.375	0-0	.000	0-1	.000	1	7	8	3.3	0	0	3	2	2	6	5.5
Georgia Tech	03/03/2024	*	16:28	2-5	.400	0-1	.000	1-1	1.000	0	2	2	3.2	2	0	3	1	0	5	5.4
vs North Carolina	03/07/2024	*	24:57	4-11	.364	1-4	.250	3-5	.600	2	2	4	3.2	2	0	0	0	0	12	5.7
Totals		**5**	**381:23**	**58-125**	**.464**	**5-17**	**.294**	**27-40**	**.675**	**36**	**48**	**84**	**3.2**	**28**	**13**	**30**	**33**	**9**	**148**	**5.7**

Player Averages

Games Played	Minutes/ game	Points/ game	FG Pct	3FG Pct	FT Pct	Rebounds/ game	Assists/ game	Turnovers/ game	Assist/Turnover ratio	Steals/ game	Blocks/ game
26	14.7	5.7	46.4	29.4	67.5	3.2	0.5	1.2	0.4	0.3	1.3

CAREER STATS

				Field Goals		3-Point		F-Throws		Rebounds									Scoring	
SEASON	**TEAM**	**GP-GS**	**MIN/AVG**	**FG-FGA**	**FG%**	**3FG-3FGA**	**3FG%**	**FT-FTA**	**FT%**	**OFF**	**DEF**	**TOT**	**AVG**	**PF-FO**	**A**	**TO**	**BLK**	**STL**	**PTS**	**AVG**
2021-22	UT	32-1	330/10.3	44-87	.506	0-5	.000	15-39	.385	38	51	89	2.8	32-0	8	30	20	10	103	3.2
2022-23	UM	9-0	128/14.2	27-47	.574	2-4	.500	13-18	.722	11	18	29	3.2	6-0	4	9	7	5	69	7.7
2023-24	UM	26-5	381/14.7	58-125	.464	5-17	.294	27-40	.675	36	48	84	3.2	28-0	13	30	33	9	148	5.7
TOTAL FOR UM		**35-5**	**510/14.6**	**85-172**	**.494**	**7-21**	**.333**	**40-58**	**.690**	**47**	**66**	**113**	**3.2**	**34-0**	**17**	**39**	**40**	**14**	**217**	**6.2**



C • Kyla Oldacre
So. • 6-6 • Mason, Ohio

44

- Went for her first three double-digit scoring efforts vs. NJIT, DePaul and Baylor.
- Had a career outing against Virginia last year, setting new highs in scoring (19), rebounding (eight), made field goals (nine) and minutes played (23)
- Missed the first 12 games of the 2022-23 season due to injury
- Recorded five-plus rebounds in a game three times last season
- 2022 McDonald's All-American
- No. 25 recruit in the country, according to espnW HoopGurlz
- All-Ohio first-team honoree as a senior
- Invited to 2022 U.S. U18 National Team Trials
- Earned MVP honors at Nike Nationals in 2021 after registering two 20-point outings

PLAYER HIGHS

Minutes
23-24 ..... 30, vs. Southern (11/17/23)
Career..... 30, vs. Southern (11/17/23)

Points
23-24 ..... 14, at Virginia (2/22/24)
Career..... 19, vs. Virginia (2/26/23)

Rebounds
23-24 ..... 9, at Boston College (1/4/24)
Career..... 9, at Boston College (1/4/24)

Assists
23-24 ..... 2, 2x, last: vs. NC State (1/18/24)
Career.... 2, 2x, last: vs. NC State (1/18/24)

Steals
23-24 ..... 2, 2x, last: at BC (1/4/24)
Career..... 3, vs. UNC (1/5/23)

Blocks
23-24 ..... 6, vs. Wake Forest (1/7/24)
Career..... 6, vs. Wake Forest (1/7/24)

Field Goals Made
23-24 ..... 7, at Virginia (2/22/24)
Career..... 9, vs. Virginia (2/26/23)

Field Goals Attempted
23-24 ..... 10, at Boston College (1/4/24)
Career..... 11, vs. Virginia (2/26/23)

3-Point Field Goals Made
23-24 .....
Career.....

3-Point Field Goals Attempted
23-24 .....
Career.....

Free Throws Made
23-24 ..... 4, at Wake Forest (2/1/24)
Career..... 5, vs. Virginia Tech (1/8/23)

Free Throws Attempted
23-24 ..... 5, vs. Southern (11/17/23)
Career..6, 2x, last vs. Virginia Tech (3/3/23)

Double-Doubles
23-24 .....
Career.....

Double-Digit Game
23-24 5
Career..... 5

2023-24 game-by-game

				Total		3-Pointers		Free throws		Rebounds										
Opponent	Date	GS	MIN	FG-FGA	PCT	3FG-3FGA	PCT	FT-FTA	PCT	OFF	DEF	TOT	AVG	PF	A	TO	BLK	STL	PTS	AVG
Jacksonville	11/09/2023	*	19:41	2-4	.500	0-0	.000	0-0	.000	2	2	4	4.0	2	2	0	0	1	4	4.0
Fordham	11/12/2023		18:54	3-5	.600	0-0	.000	1-2	.500	2	6	8	6.0	2	1	1	0	0	7	5.5
Southern U.	11/17/2023	*	30:54	5-7	.714	0-0	.000	0-5	.000	7	1	8	6.7	1	0	0	3	1	10	7.0
Colgate	11/24/2023	*	10:45	1-4	.250	0-0	.000	0-0	.000	2	1	3	5.8	2	1	4	0	1	2	5.8
ETSU	11/26/2023	*	13:55	1-2	.500	0-0	.000	2-2	1.000	0	6	6	5.8	1	0	2	1	0	4	5.4
at Mississippi St.	11/29/2023	*	12:36	2-3	.667	0-0	.000	0-0	.000	2	1	3	5.3	1	1	1	1	0	4	5.2
NJIT	12/03/2023	*	17:31	4-6	.667	0-0	.000	1-1	1.000	2	3	5	5.3	3	1	2	1	1	9	5.7
DePaul	12/08/2023	*	18:01	5-6	.833	0-0	.000	0-4	.000	3	4	7	5.5	3	1	0	0	0	10	6.3
vs Baylor	12/16/2023	*	30:04	4-8	.500	0-0	.000	3-4	.750	2	4	6	5.6	2	0	1	3	1	11	6.8
Jackson St.	12/20/2023	*	15:11	1-5	.200	0-0	.000	2-2	1.000	2	2	4	5.4	2	0	1	1	2	4	6.5
Alabama St.	12/28/2023	*	13:49	3-4	.750	0-0	.000	3-4	.750	4	2	6	5.5	0	0	2	0	1	9	6.7
Louisville	12/31/2023	*	12:49	0-0	.000	0-0	.000	2-2	1.000	0	2	2	5.2	4	1	0	0	0	2	6.3
at Boston College	01/04/2024	*	27:54	5-10	.500	0-0	.000	1-1	1.000	6	3	9	5.5	0	1	1	3	2	11	6.7
Wake Forest	01/07/2024	*	24:45	2-3	.667	0-0	.000	2-4	.500	2	6	8	5.6	2	1	2	6	1	6	6.6
at Virginia Tech	01/11/2024	*	14:53	1-2	.500	0-0	.000	0-0	.000	1	1	2	5.4	2	1	2	1	0	2	6.3
at Notre Dame	01/14/2024	*	16:04	1-3	.333	0-0	.000	0-0	.000	1	4	5	5.4	4	0	2	1	0	2	6.1
NC State	01/18/2024	*	15:31	0-0	.000	0-0	.000	0-0	.000	0	1	1	5.1	5	2	3	1	0	0	5.7
at North Carolina	01/25/2024	*	10:51	0-2	.000	0-0	.000	1-2	.500	0	3	3	5.0	2	0	2	0	0	1	5.4
Duke	01/28/2024		15:03	2-3	.667	0-0	.000	0-0	.000	2	1	3	4.9	1	1	0	1	1	4	5.4
at Wake Forest	02/01/2024		14:17	2-3	.667	0-0	.000	4-4	1.000	3	2	5	4.9	0	1	0	0	1	8	5.5
at Florida St.	02/04/2024		05:08	0-0	.000	0-0	.000	0-0	.000	0	1	1	4.7	0	0	1	0	0	0	5.2
Clemson	02/08/2024	*	16:01	2-4	.500	0-0	.000	0-0	.000	3	2	5	4.7	0	0	1	0	0	4	5.2
at Georgia Tech	02/11/2024	*	17:54	3-4	.750	0-0	.000	0-1	.000	2	3	5	4.7	3	0	1	0	0	6	5.2
Syracuse	02/15/2024	*	15:57	4-6	.667	0-0	.000	1-2	.500	3	3	6	4.8	1	0	1	1	1	9	5.4
Florida St.	02/18/2024	*	08:54	0-0	.000	0-0	.000	0-0	.000	1	1	2	4.7	0	0	0	0	0	0	5.2
at Virginia	02/22/2024		23:05	7-9	.778	0-0	.000	0-0	.000	3	3	6	4.7	4	0	1	1	1	14	5.5
at Clemson	02/25/2024		19:34	0-0	.000	0-0	.000	3-4	.750	2	4	6	4.8	3	0	1	0	0	3	5.4
Pittsburgh	02/29/2024		10:19	0-2	.000	0-0	.000	0-0	.000	1	2	3	4.7	3	0	1	1	0	0	5.2
Georgia Tech	03/03/2024		09:37	3-3	1.000	0-0	.000	0-1	.000	2	2	4	4.7	1	0	0	0	0	6	5.2
vs North Carolina	03/07/2024		09:23	1-5	.200	0-0	.000	0-0	.000	0	0	0	4.5	2	0	1	0	0	2	5.1
Totals		**21**	**489:20**	**64-113**	**.566**	**0-0**	**.000**	**26-45**	**.578**	**60**	**76**	**136**	**4.5**	**56**	**15**	**34**	**26**	**15**	**154**	**5.1**

Player Averages

Games Played	Minutes/ game	Points/ game	FG Pct	3FG Pct	FT Pct	Rebounds/ game	Assists/ game	Turnovers/ game	Assist/Turnover ratio	Steals/ game	Blocks/ game
30	16.3	5.1	56.6	0.0	57.8	4.5	0.5	1.1	0.4	0.5	0.9

CAREER STATS

				Field Goals		3-Point		F-Throws		Rebounds									Scoring	
SEASON	TEAM	GP-GS	MIN/AVG	FG-FGA	FG%	3FG-3FGA	3FG%	FT-FTA	FT%	OFF	DEF	TOT	AVG	PF-FO	A	TO	BLK	STL	PTS	AVG
2022-23	UM	23-0	263/11.5	36-79	.456	0-0	.000	19-27	.704	26	45	71	3.1	35-0	4	23	9	13	91	4.0
2023-24	UM	30-21	489/16.3	64-113	.566	0-0	.000	26-45	.578	60	76	136	4.5	56-1	15	34	26	15	154	5.1
TOTAL		**53-21**	**753/14.2**	**100-192**	**.521**	**0-0**	**.000**	**45-72**	**.625**	**86**	**121**	**207**	**3.9**	**91-1**	**19**	**57**	**35**	**28**	**245**	**4.6**



F • Sophia Zulich
Jr. • 5-11 • Sudbury, Ontario

54

- Transferred from Denver for her graduate year prior to the 2023-24 year
- Logged all 25 of her appearances in the 2019-20 season
- Suffered three injury setbacks between between 2020-23
- Represented Denver and the Summit League at the 2023 NCAA Convention for the DI Student-Athlete Advisory Committee.
- Scored a season-high seven points in 12 minutes against North Dakota State Dec. 29, 2019
- Helped lead Crestwood Prep to an Ontario Scholastic Basketball Association championship as a senior. Competed in Canada's first female basketball prep circuit.

PLAYER HIGHS

Minutes
23-24 .....
Career..... 12 vs. NDSU (12/29/19)

Points
23-24 .....
Career..... 7, vs. NDSU (12/29/19)

Rebounds
23-24 .....
Career..... 4, vs. NDSU (12/29/19)

Assists
23-24 .....
Career 1, 4x, last: vs. Western Ill. (2/29/20)

Steals
23-24 .....
Career..... 1, 12/4/19 vs. N. Colo. (12/4/19)

Blocks
23-24 .....
Career..... 1, 4x, last: vs. ORU (2/23/20)

Field Goals Made
23-24 .....
Career.....3, 2x, last: vs. NDSU (12/29/19)

Field Goals Attempted
23-24 .....
Career..... 5, vs. NDSU (12/29/19)

3-Point Field Goals Made
23-24 .....
Career.....1, 2x, vs. ORU (2/23/20)

3-Point Field Goals Attempted
23-24 .....
Career..... 2, vs. Cal Poly (11/17/19)

Free Throws Made
23-24 .....
Career..... 2, vs. SDSU (2/13/20)

Free Throws Attempted
23-24 .....
Career.....2, 3x, last: at SDSU (2/13/20)

Double-Doubles
23-24 .....
Career.....

Double-Digit Game
23-24 .....
Career.....

2023-24 game-by-game

CAREER STATS

				Field Goals		3-Point		F-Throws		Rebounds									Scoring	
SEASON	TEAM	GP-GS	MIN/AVG	FG-FGA	FG%	3FG-3FGA	3FG%	FT-FTA	FT%	OFF	DEF	TOT	AVG	PF-FO	A	TO	BLK	STL	PTS	AVG
2019-20	Denver	24-0	136/5.6	9-21	.429	2-7	.286	4-6	.667	2	15	17	0.7	20-1	4	8	4	1	24	1.0
TOTAL FOR UM		**0-0**	**0/0.0**	**0-0**	**.000**	**0-0**	**.000**	**0-0**	**.000**	**0**	**0**	**0**	**0.0**	**0-0**	**0**	**0**	**0**	**0**	**0**	**0.0**
TOTAL		**24-0**	**136/5.6**	**9-21**	**.429**	**2-7**	**.286**	**4-6**	**.667**	**2**	**15**	**17**	**0.7**	**20-1**	**4**	**8**	**4**	**1**	**24**	**1.0**

2023-24 OVERALL STATS

Game Records

Record	Overall	Home	Away	Neutral
ALL GAMES	19-11	14-4	4-6	1-1
CONFERENCE	8-10	5-4	3-6	0-0
NON-CONFERENCE	11-1	9-0	1-0	1-1

Score by Periods

Team	1st	2nd	3rd	4th	OT	TOT
Miami (FL)	462	495	494	550	18	2019
Opponents	450	486	397	463	20	1816

Team Box Score

No.	Player				Total		3-Point		F-Throw		Rebounds												
		GP-GS	MIN	AVG	FG-FGA	FG%	3FG-3FGA	3FG%	FT-FTA	FT%	OFF	DEF	TOT	AVG	PF	DQ	A	TO	BLK	STL	PTS	AVG
30	DAY-WILSON, Shayeann	30-24	896:18	29.9	128-307	.417	59-158	.373	42-56	.750	11	68	79	2.6	68	1	108	63	2	23	357	11.9
4	ROBERTS, Jasmyne	30-29	854:38	28.5	128-274	.467	26-83	.313	50-64	.781	40	107	147	4.9	53	0	45	74	11	47	332	11.1
5	PATRICK, Jaida	30-30	818:37	27.3	86-235	.366	33-109	.303	30-40	.750	37	98	135	4.5	45	0	48	61	17	43	235	7.8
12	WILLIAMS, Ja'Leah	29-18	806:01	27.8	81-186	.435	17-52	.327	29-44	.659	31	93	124	4.3	58	0	80	70	5	48	208	7.2
13	DWYER, Lashae	30-13	632:26	21.1	82-199	.412	19-59	.322	18-35	.514	37	43	80	2.7	59	3	48	47	4	43	201	6.7
1	HYLTON, Lemyah	22-0	370:53	16.9	55-121	.455	27-69	.391	8-11	.727	12	26	38	1.7	30	1	13	24	1	11	145	6.6
32	SPEARMAN, Lazaria	29-9	538:12	18.6	77-157	.490	1-5	.200	26-58	.448	74	102	176	6.1	69	2	14	46	13	15	181	6.2
35	LATTIMORE, Latasha	26-5	381:23	14.7	58-125	.464	5-17	.294	27-40	.675	36	48	84	3.2	28	0	13	30	33	9	148	5.7
44	OLDACRE, Kyla	30-21	489:20	16.3	64-113	.566	0-0	.000	26-45	.578	60	76	136	4.5	56	1	15	34	26	15	154	5.1
21	STEDMAN, Ally	26-1	262:13	10.1	21-80	.263	13-59	.220	3-6	.500	1	16	17	0.7	28	0	11	14	2	11	58	2.2
Team											67	66	133					23				
Total		**30**	**6050**		**780-1797**	**.434**	**200-611**	**.327**	**259-399**	**.649**	**406**	**743**	**1149**	**38.3**	**494**	**8**	**395**	**486**	**114**	**265**	**2019**	**67.3**
Opponents		**30**	**6050**		**658-1755**	**.375**	**194-628**	**.309**	**306-411**	**.745**	**381**	**667**	**1048**	**34.9**	**421**	**5**	**409**	**512**	**88**	**220**	**1816**	**60.5**

Team Statistics

	UM	OPP
Scoring	**2019**	**1816**
Points per game	67.3	60.5
Scoring margin	+6.8	-
Field goals-att	**780-1797**	**658-1755**
Field goal pct	.434	.375
3 point fg-att	**200-611**	**194-628**
3-point FG pct	.327	.309
3-pt FG made per game	6.7	6.5
Free throws-att	**259-399**	**306-411**
Free throw pct	.649	.745
F-Throws made per game	8.6	10.2
Rebounds	**1149**	**1048**
Rebounds per game	38.3	34.9
Rebounding margin	+3.4	-
Assists	**395**	**409**
Assists per game	13.2	13.6
Turnovers	**486**	**512**
Turnovers per game	16.2	17.1
Turnover margin	+0.9	-
Assist/turnover ratio	0.8	0.8
Steals	**265**	**220**
Steals per game	8.8	7.3
Blocks	**114**	**88**
Blocks per game	3.8	2.9
Winning streak	**1**	**-**
Home win streak	0	-
Attendance	**45122**	**29442**
Home games-Avg/Game	18-2507	10-2944
Neutral site-Avg/Game	-	2-6551

Team Results

Date	Opponent		Score	Att.
11/09/2023	Jacksonville	W	81-53	3851
11/12/2023	Fordham	W	78-39	2515
11/17/2023	Southern U.	W	61-57	2188
11/24/2023	Colgate	W	67-49	2169
11/26/2023	ETSU	W	68-44	2038
11/29/2023	at Mississippi St.	W	74-68	5135
12/03/2023	NJIT	W	87-43	2629
12/08/2023	DePaul	W	75-70	2172
12/16/2023	vs Baylor	L	57-75	2279
12/20/2023	Jackson St.	W	59-52	2117
12/28/2023	Alabama St.	W	81-36	2227
12/31/2023	Louisville	L	72-77	2120
01/04/2024	at Boston College	L	64-70	819
01/07/2024	Wake Forest	W	77-47	2269
01/11/2024	at Virginia Tech	L	52-76	4672
01/14/2024	at Notre Dame	L	59-70	5905
01/18/2024	NC State	W	73-59	2366
01/25/2024	at North Carolina	L	61-66	2530
01/28/2024	Duke	W	64-58	3112
02/01/2024	at Wake Forest	W	72-54	811
02/04/2024	at Florida St.	L	68-75	2277
02/08/2024	Clemson	Wot	75-72	2391
02/11/2024	at Georgia Tech	W	62-60	2214
02/15/2024	Syracuse	L	60-71	2310
02/18/2024	Florida St.	L	68-74	3584
02/22/2024	at Virginia	L	60-77	3968
02/25/2024	at Clemson	W	56-50	1111
02/29/2024	Pittsburgh	W	62-44	2325
03/03/2024	Georgia Tech	Lot	66-71	2739
03/07/2024	vs North Carolina	W	60-59	10823

2023-24 ACC STATS

Game Records

Record	Overall	Home	Away	Neutral
ALL GAMES	8-10	5-4	3-6	0-0
CONFERENCE	8-10	5-4	3-6	0-0
NON-CONFERENCE	0-0	0-0	0-0	0-0

Score by Periods

Team	1st	2nd	3rd	4th	OT	TOT
Miami (FL)	264	283	298	308	18	1171
Opponents	271	333	265	282	20	1171

Team Box Score

No.	Player				Total		3-Point		F-Throw		Rebounds											
		GP-GS	MIN	AVG	FG-FGA	FG%	3FG-3FGA	3FG%	FT-FTA	FT%	OFF	DEF	TOT	AVG	PF	DQ	A	TO	BLK	STL	PTS	AVG
30	DAY-WILSON, Shayeann	18-18	567:51	31.5	88-213	.413	43-113	.381	24-30	.800	6	35	41	2.3	44	1	56	38	1	14	243	13.5
4	ROBERTS, Jasmyne	18-17	527:39	29.3	83-169	.491	14-51	.275	27-32	.844	24	56	80	4.4	35	0	31	46	5	26	207	11.5
5	PATRICK, Jaida	18-18	522:42	29.0	51-162	.315	22-79	.278	18-20	.900	24	67	91	5.1	26	0	34	37	9	23	142	7.9
12	WILLIAMS, Ja'Leah	18-12	523:16	29.1	45-112	.402	10-32	.313	20-31	.645	19	69	88	4.9	41	0	49	38	4	26	120	6.7
13	DWYER, Lashae	18-2	371:21	20.6	46-119	.387	12-39	.308	13-25	.520	23	23	46	2.6	37	3	24	29	1	25	117	6.5
1	HYLTON, Lemyah	11-0	152:45	13.9	25-55	.455	11-27	.407	4-5	.800	6	12	18	1.6	12	0	6	11	1	3	65	5.9
35	LATTIMORE, Latasha	17-4	262:17	15.4	39-83	.470	2-7	.286	14-22	.636	25	37	62	3.6	19	0	12	23	26	8	94	5.5
32	SPEARMAN, Lazaria	18-7	328:10	18.2	38-85	.447	0-3	.000	12-26	.462	40	58	98	5.4	49	2	8	29	9	9	88	4.9
44	OLDACRE, Kyla	18-11	278:36	15.5	32-54	.593	0-0	.000	14-21	.667	32	44	76	4.2	35	1	8	19	16	7	78	4.3
21	STEDMAN, Ally	14-1	115:22	8.2	7-35	.200	3-24	.125	0-0	.000	0	7	7	0.5	14	0	6	9	0	4	17	1.2
	Team										38	31	69					15				
	Total	**18**	**3650**		**454-1087**	**.418**	**117-375**	**.312**	**146-212**	**.689**	**237**	**439**	**676**	**37.6**	**312**	**7**	**234**	**294**	**72**	**145**	**1171**	**65.1**
	Opponents	**18**	**3650**		**414-1079**	**.384**	**120-376**	**.319**	**223-289**	**.772**	**245**	**424**	**669**	**37.2**	**244**	**1**	**260**	**287**	**53**	**137**	**1171**	**65.1**

Team Statistics

	UM	OPP
Scoring	**1171**	**1171**
Points per game	65.1	65.1
Scoring margin	0.0	-
Field goals-att	**454-1087**	**414-1079**
Field goal pct	.418	.384
3 point fg-att	**117-375**	**120-376**
3-point FG pct	.312	.319
3-pt FG made per game	6.5	6.7
Free throws-att	**146-212**	**223-289**
Free throw pct	.689	.772
F-Throws made per game	8.1	12.4
Rebounds	**676**	**669**
Rebounds per game	37.6	37.2
Rebounding margin	+0.4	-
Assists	**234**	**260**
Assists per game	13.0	14.4
Turnovers	**294**	**287**
Turnovers per game	16.3	15.9
Turnover margin	-0.4	-
Assist/turnover ratio	0.8	0.9
Steals	**145**	**137**
Steals per game	8.1	7.6
Blocks	**72**	**53**
Blocks per game	4.0	2.9
Winning streak	**0**	**-**
Home win streak	0	-
Attendance	**23216**	**24307**
Home games-Avg/Game	9-2580	9-2701
Neutral site-Avg/Game	-	0-0

Team Results

Date	Opponent		Score	Att.
12/31/2023	Louisville	L	72-77	2120
01/04/2024	at Boston College	L	64-70	819
01/07/2024	Wake Forest	W	77-47	2269
01/11/2024	at Virginia Tech	L	52-76	4672
01/14/2024	at Notre Dame	L	59-70	5905
01/18/2024	NC State	W	73-59	2366
01/25/2024	at North Carolina	L	61-66	2530
01/28/2024	Duke	W	64-58	3112
02/01/2024	at Wake Forest	W	72-54	811
02/04/2024	at Florida St.	L	68-75	2277
02/08/2024	Clemson	Wot	75-72	2391
02/11/2024	at Georgia Tech	W	62-60	2214
02/15/2024	Syracuse	L	60-71	2310
02/18/2024	Florida St.	L	68-74	3584
02/22/2024	at Virginia	L	60-77	3968
02/25/2024	at Clemson	W	56-50	1111
02/29/2024	Pittsburgh	W	62-44	2325
03/03/2024	Georgia Tech	Lot	66-71	2739

MIAMI GAME-BY-GAME

				Total		3-Pointers		Free throws		Rebounds										
Opponent	**Date**	**Score**		**FG-FGA**	**PCT**	**3FG-3FGA**	**PCT**	**FT-FTA**	**PCT**	**OFF**	**DEF**	**TOT**	**AVG**	**PF**	**A**	**TO**	**BLK**	**STL**	**PTS**	**AVG**
Jacksonville	11/09/2023	81-53	W	32-70	.457	10-31	.323	7-11	.636	14	22	36	36.0	13	16	11	1	14	81	81.0
Fordham	11/12/2023	78-39	W	33-60	.550	11-24	.458	1-2	.500	11	28	39	37.5	12	19	25	4	18	78	79.5
Southern U.	11/17/2023	61-57	W	24-62	.387	4-24	.167	9-20	.450	18	19	37	37.3	12	10	13	5	10	61	73.3
Colgate	11/24/2023	67-49	W	27-52	.519	5-12	.417	8-14	.571	10	23	33	36.3	11	17	19	1	13	67	71.8
ETSU	11/26/2023	68-44	W	23-40	.575	9-16	.563	13-19	.684	4	29	33	35.6	20	8	16	6	2	68	71.0
at Mississippi St.	11/29/2023	74-68	W	29-61	.475	11-22	.500	5-13	.385	18	31	49	37.8	12	17	19	1	3	74	71.5
NJIT	12/03/2023	87-43	W	34-59	.576	7-16	.438	12-18	.667	13	29	42	38.4	20	19	12	7	10	87	73.7
DePaul	12/08/2023	75-70	W	28-65	.431	8-25	.320	11-22	.500	15	27	42	38.9	14	12	9	2	6	75	73.9
vs Baylor	12/16/2023	57-75	L	22-63	.349	3-16	.188	10-13	.769	14	23	37	38.7	18	8	15	4	7	57	72.0
Jackson St.	12/20/2023	59-52	W	21-63	.333	5-14	.357	12-16	.750	20	17	37	38.5	16	11	18	3	19	59	70.7
Alabama St.	12/28/2023	81-36	W	32-56	.571	4-14	.286	13-20	.650	19	28	47	39.3	10	15	22	5	15	81	71.6
Louisville	12/31/2023	72-77	L	27-55	.491	7-18	.389	11-16	.688	10	17	27	38.3	23	13	20	3	10	72	71.7
at Boston College	01/04/2024	64-70	L	26-64	.406	3-15	.200	9-12	.750	13	21	34	37.9	18	10	20	4	14	64	71.1
Wake Forest	01/07/2024	77-47	W	31-63	.492	9-21	.429	6-10	.600	12	27	39	38.0	15	17	12	13	13	77	71.5
at Virginia Tech	01/11/2024	52-76	L	22-61	.361	3-18	.167	5-8	.625	12	26	38	38.0	22	10	17	4	6	52	70.2
at Notre Dame	01/14/2024	59-70	L	24-59	.407	4-22	.182	7-11	.636	13	28	41	38.2	24	12	26	6	5	59	69.5
NC State	01/18/2024	73-59	W	30-56	.536	8-18	.444	5-8	.625	11	26	37	38.1	17	15	18	3	11	73	69.7
at North Carolina	01/25/2024	61-66	L	21-55	.382	12-30	.400	7-10	.700	14	22	36	38.0	22	10	18	1	7	61	69.2
Duke	01/28/2024	64-58	W	20-49	.408	10-24	.417	14-20	.700	7	24	31	37.6	17	11	14	4	9	64	68.9
at Wake Forest	02/01/2024	72-54	W	28-59	.475	9-24	.375	7-8	.875	12	20	32	37.4	11	16	12	4	10	72	69.1
at Florida St.	02/04/2024	68-75	L	28-65	.431	8-24	.333	4-6	.667	10	23	33	37.1	16	18	14	1	5	68	69.0
Clemson	02/08/2024	75-72	Wot	29-68	.426	8-30	.267	9-12	.750	18	26	44	37.5	21	18	21	3	8	75	69.3
at Georgia Tech	02/11/2024	62-60	W	24-57	.421	3-13	.231	11-18	.611	11	29	40	37.6	13	9	13	1	7	62	69.0
Syracuse	02/15/2024	60-71	L	23-58	.397	4-14	.286	10-12	.833	14	19	33	37.4	13	12	15	5	7	60	68.6
Florida St.	02/18/2024	68-74	L	27-74	.365	7-21	.333	7-10	.700	21	30	51	37.9	18	12	14	4	5	68	68.6
at Virginia	02/22/2024	60-77	L	25-66	.379	2-16	.125	8-10	.800	17	20	37	37.9	16	12	13	2	3	60	68.3
at Clemson	02/25/2024	56-50	W	19-54	.352	7-23	.304	11-14	.786	17	28	45	38.1	17	13	19	3	7	56	67.8
Pittsburgh	02/29/2024	62-44	W	23-55	.418	7-16	.438	9-11	.818	7	25	32	37.9	10	15	15	7	11	62	67.6
Georgia Tech	03/03/2024	66-71	Lot	27-69	.391	6-28	.214	6-16	.375	18	28	46	38.2	19	11	13	4	7	66	67.6
vs North Carolina	03/07/2024	60-59	W	21-59	.356	6-22	.273	12-19	.632	13	28	41	38.3	24	9	13	3	3	60	67.3
Total		**2019**		**780-1797**	**.434**	**200-611**	**.327**	**259-399**	**.649**	**406**	**743**	**1149**	**38.3**	**494**	**395**	**486**	**114**	**265**	**2019**	**67.3**
Opponents		1816		658-1755	.375	194-628	.309	306-411	.745	381	667	1048	34.9	421	409	512	88	220	1816	60.5

Miami (FL) Averages

Games Played	Points/ game	FG Pct	3FG Pct	FT Pct	Rebounds/ game	Assists/ game	Turnovers/ game	Assist/Turnover ratio	Steals/ game	Blocks/ game
30	67.3	43.4	32.7	64.9	38.3	13.2	16.2	0.8	8.8	3.8

OPPONENT GAME-BY-GAME

				Total		3-Pointers		Free throws		Rebounds										
Opponent	**Date**	**Score**		**FG-FGA**	**PCT**	**3FG-3FGA**	**PCT**	**FT-FTA**	**PCT**	**OFF**	**DEF**	**TOT**	**AVG**	**PF**	**A**	**TO**	**BLK**	**STL**	**PTS**	**AVG**
Jacksonville	11/09/2023	81-53	W	22-50	.440	4-11	.364	5-10	.500	8	26	34	34.0	15	10	25	2	5	53	53.0
Fordham	11/12/2023	78-39	W	17-61	.279	5-24	.208	0-0	.000	16	16	32	33.0	5	6	31	3	15	39	46.0
Southern U.	11/17/2023	61-57	W	25-64	.391	6-22	.273	1-3	.333	17	23	40	35.3	17	14	19	3	6	57	49.7
Colgate	11/24/2023	67-49	W	20-49	.408	7-17	.412	2-3	.667	7	19	26	33.0	9	14	23	2	8	49	49.5
ETSU	11/26/2023	68-44	W	12-57	.211	7-29	.241	13-21	.619	16	16	32	32.8	15	8	12	1	6	44	48.4
at Mississippi St.	11/29/2023	74-68	W	24-58	.414	12-30	.400	8-10	.800	5	18	23	31.2	13	21	10	3	9	68	51.7
NJIT	12/03/2023	87-43	W	17-54	.315	2-13	.154	7-14	.500	12	14	26	30.4	14	11	16	3	4	43	50.4
DePaul	12/08/2023	75-70	W	25-66	.379	6-25	.240	14-15	.933	15	28	43	32.0	17	12	11	2	9	70	52.9
vs Baylor	12/16/2023	57-75	L	28-61	.459	10-20	.500	9-11	.818	10	29	39	32.8	15	18	14	2	4	75	55.3
Jackson St.	12/20/2023	59-52	W	21-52	.404	5-21	.238	5-8	.625	16	22	38	33.3	15	13	28	6	7	52	55.0
Alabama St.	12/28/2023	81-36	W	13-48	.271	5-19	.263	5-6	.833	7	7	14	31.5	19	11	25	3	7	36	53.3
Louisville	12/31/2023	72-77	L	28-56	.500	5-9	.556	16-21	.762	13	21	34	31.8	18	12	22	3	9	77	55.3
at Boston College	01/04/2024	64-70	L	26-58	.448	8-20	.400	10-14	.714	13	27	40	32.4	15	14	25	4	13	70	56.4
Wake Forest	01/07/2024	77-47	W	17-56	.304	5-19	.263	8-11	.727	12	23	35	32.6	14	12	19	2	6	47	55.7
at Virginia Tech	01/11/2024	52-76	L	24-61	.393	9-26	.346	19-23	.826	12	29	41	33.1	9	18	12	0	6	76	57.1
at Notre Dame	01/14/2024	59-70	L	23-65	.354	5-13	.385	19-22	.864	15	26	41	33.6	12	12	17	5	15	70	57.9
NC State	01/18/2024	73-59	W	18-64	.281	6-23	.261	17-19	.895	21	17	38	33.9	10	9	16	4	7	59	57.9
at North Carolina	01/25/2024	61-66	L	25-55	.455	4-13	.308	12-18	.667	12	19	31	33.7	15	12	12	3	7	66	58.4
Duke	01/28/2024	64-58	W	22-55	.400	4-19	.211	10-15	.667	11	25	36	33.8	17	18	18	1	5	58	58.4
at Wake Forest	02/01/2024	72-54	W	20-56	.357	8-20	.400	6-7	.857	13	17	30	33.7	11	15	15	2	2	54	58.2
at Florida St.	02/04/2024	68-75	L	26-57	.456	10-26	.385	13-17	.765	9	28	37	33.8	8	16	17	4	6	75	59.0
Clemson	02/08/2024	75-72	Wot	24-63	.381	9-26	.346	15-19	.789	13	20	33	33.8	11	16	16	0	6	72	59.5
at Georgia Tech	02/11/2024	62-60	W	21-58	.362	5-27	.185	13-18	.722	12	27	39	34.0	18	12	12	1	7	60	59.6
Syracuse	02/15/2024	60-71	L	29-66	.439	6-19	.316	7-9	.778	17	21	38	34.2	16	18	12	6	9	71	60.0
Florida St.	02/18/2024	68-74	L	26-67	.388	7-23	.304	15-21	.714	13	26	39	34.4	11	16	12	5	6	74	60.6
at Virginia	02/22/2024	60-77	L	28-63	.444	11-25	.440	10-14	.714	17	25	42	34.7	12	22	15	10	9	77	61.2
at Clemson	02/25/2024	56-50	W	16-53	.302	7-29	.241	11-16	.688	10	18	28	34.4	18	13	14	0	12	50	60.8
Pittsburgh	02/29/2024	62-44	W	18-62	.290	3-14	.214	5-6	.833	18	25	43	34.7	12	10	22	1	7	44	60.2
Georgia Tech	03/03/2024	66-71	Lot	23-64	.359	8-25	.320	17-19	.895	14	30	44	35.0	17	15	11	2	5	71	60.6
vs North Carolina	03/07/2024	60-59	W	20-56	.357	5-21	.238	14-21	.667	7	25	32	34.9	23	11	11	5	3	59	60.5
Total		**1816**		**658-1755**	**.375**	**194-628**	**.309**	**306-411**	**.745**	**381**	**667**	**1048**	**34.9**	**421**	**409**	**512**	**88**	**220**	**1816**	**60.5**
Miami (FL)		2019		780-1797	.434	200-611	.327	259-399	.649	406	743	1149	38.3	494	395	486	114	265	2019	67.3

Opponents Averages

Games Played	Points/ game	FG Pct	3FG Pct	FT Pct	Rebounds/ game	Assists/ game	Turnovers/ game	Assist/Turnover ratio	Steals/ game	Blocks/ game
30	60.5	37.5	30.9	74.5	34.9	13.6	17.1	0.8	7.3	2.9

INDIVIDUAL GAME HIGHS

Miami (FL) - Individual Game Highs

POINTS	27		Shayeann Day-Wilson vs Georgia Tech (03/03/2024)
	26		Jasmyne Roberts at Clemson (02/25/2024)
	21		Shayeann Day-Wilson vs Florida St. (02/18/2024)
	21		Jasmyne Roberts vs Wake Forest (01/07/2024)
	19		Shayeann Day-Wilson at Virginia Tech (01/11/2024)
	19		Shayeann Day-Wilson vs ETSU (11/26/2023)
FIELD GOALS MADE	11		Jasmyne Roberts at Clemson (02/25/2024)
	10		Shayeann Day-Wilson vs Georgia Tech (03/03/2024)
FIELD GOAL ATTEMPTS	19		Shayeann Day-Wilson vs Georgia Tech (03/03/2024)
	17		Shayeann Day-Wilson vs Florida St. (02/18/2024)
FIELD GOAL PERCENTAGE (min 5 made)	1.000	(7-7)	Shayeann Day-Wilson vs ETSU (11/26/2023)
	.875	(7-8)	Latasha Lattimore at Florida St. (02/04/2024)
3 PT FG MADE	5		Shayeann Day-Wilson vs Georgia Tech (03/03/2024)
	5		Shayeann Day-Wilson vs Duke (01/28/2024)
	5		Shayeann Day-Wilson at North Carolina (01/25/2024)
	5		Shayeann Day-Wilson vs ETSU (11/26/2023)
	5		Lemyah Hylton vs Fordham (11/12/2023)
3 PT FG ATTEMPTS	11		Shayeann Day-Wilson vs Georgia Tech (03/03/2024)
	9		Shayeann Day-Wilson vs Florida St. (02/18/2024)
	9		Jaida Patrick vs Clemson (02/08/2024)
	9		Shayeann Day-Wilson vs Duke (01/28/2024)
	9		Shayeann Day-Wilson vs Southern U. (11/17/2023)
3 PT FG PERCENTAGE (min 2 made)	1.000	(5-5)	Shayeann Day-Wilson vs ETSU (11/26/2023)
	1.000	(3-3)	Lemyah Hylton vs Wake Forest (01/07/2024)
	1.000	(2-2)	Shayeann Day-Wilson vs NJIT (12/03/2023)
FREE THROWS MADE	6		Ja'Leah Williams vs Duke (01/28/2024)
	5		Shayeann Day-Wilson vs North Carolina (N) (03/07/2024)
	5		Shayeann Day-Wilson at Georgia Tech (02/11/2024)
	5		Lazaria Spearman vs Duke (01/28/2024)
	5		Shayeann Day-Wilson at Virginia Tech (01/11/2024)
	5		Jasmyne Roberts vs Southern U. (11/17/2023)
FREE THROW ATTEMPTS	8		Shayeann Day-Wilson vs North Carolina (N) (03/07/2024)
	8		Lazaria Spearman vs Duke (01/28/2024)
	8		Ja'Leah Williams vs Duke (01/28/2024)
	8		Jasmyne Roberts vs Southern U. (11/17/2023)
FREE THROW PERCENTAGE (min 3 made)	1.000	(4-4)	Jaida Patrick vs Pittsburgh (02/29/2024)
	1.000	(4-4)	Ja'Leah Williams at Clemson (02/25/2024)
	1.000	(4-4)	Jasmyne Roberts vs Florida St. (02/18/2024)
	1.000	(4-4)	Latasha Lattimore vs Syracuse (02/15/2024)
	1.000	(4-4)	Latasha Lattimore vs Clemson (02/08/2024)
	1.000	(4-4)	Kyla Oldacre at Wake Forest (02/01/2024)
	1.000	(4-4)	Shayeann Day-Wilson vs Baylor (N) (12/16/2023)
	1.000	(4-4)	Jasmyne Roberts vs NJIT (12/03/2023)
	1.000	(3-3)	Jaida Patrick at Notre Dame (01/14/2024)
	1.000	(3-3)	Jasmyne Roberts at Boston College (01/04/2024)
	1.000	(3-3)	Latasha Lattimore vs ETSU (11/26/2023)
REBOUNDS	15		Lazaria Spearman at Mississippi St. (11/29/2023)
	13		Jasmyne Roberts vs Florida St. (02/18/2024)
ASSISTS	9		Shayeann Day-Wilson vs Jacksonville (11/09/2023)
	8		Ja'Leah Williams at Florida St. (02/04/2024)
	8		Shayeann Day-Wilson vs NJIT (12/03/2023)
	8		Ja'Leah Williams vs Fordham (11/12/2023)

Miami (FL) - Individual Game Highs

STEALS	7		Ja'Leah Williams vs Jackson St. (12/20/2023)
	5		Lashae Dwyer at Virginia Tech (01/11/2024)
	5		Jaida Patrick vs Jackson St. (12/20/2023)
	5		Lashae Dwyer vs Colgate (11/24/2023)
	5		Jaida Patrick vs Fordham (11/12/2023)
BLOCKED SHOTS	6		Kyla Oldacre vs Wake Forest (01/07/2024)
	5		Latasha Lattimore vs Wake Forest (01/07/2024)
TURNOVERS	7		Jasmyne Roberts at Florida St. (02/04/2024)
	7		Jasmyne Roberts at Mississippi St. (11/29/2023)
	7		Ja'Leah Williams vs Fordham (11/12/2023)
FOULS	5		Lashae Dwyer vs Florida St. (02/18/2024)
	5		Lashae Dwyer vs Clemson (02/08/2024)
	5		Lazaria Spearman at North Carolina (01/25/2024)
	5		Kyla Oldacre vs NC State (01/18/2024)
	5		Shayeann Day-Wilson at Notre Dame (01/14/2024)
	5		Lashae Dwyer at Notre Dame (01/14/2024)
	5		Lazaria Spearman at Virginia Tech (01/11/2024)
	5		Lemyah Hylton vs ETSU (11/26/2023)

LIVESTATS BY GENIUS SPORTS

Opponent - Individual Game Highs

POINTS	31		Elizabeth Kitley at Virginia Tech (01/11/2024)
	29		Ta'Niya Latson vs Florida St. (02/18/2024)
	25		Hannah Hidalgo at Notre Dame (01/14/2024)
	24		Georgia Woolley vs Syracuse (02/15/2024)
	24		Tonie Morgan at Georgia Tech (02/11/2024)
	24		Amari Robinson vs Clemson (02/08/2024)
FIELD GOALS MADE	13		Ta'Niya Latson vs Florida St. (02/18/2024)
	11		Elizabeth Kitley at Virginia Tech (01/11/2024)
FIELD GOAL ATTEMPTS	23		Liatu King vs Pittsburgh (02/29/2024)
	22		Ta'Niya Latson vs Florida St. (02/18/2024)
FIELD GOAL PERCENTAGE (min 5 made)	.833	(5-6)	Kayla Blackshear at Georgia Tech (02/11/2024)
	.833	(5-6)	Jada Walker vs Baylor (N) (12/16/2023)
3 PT FG MADE	5		Kymora Johnson at Virginia (02/22/2024)
	4		Sara Bejedi vs Florida St. (02/18/2024)
	4		Matilda Ekh at Virginia Tech (01/11/2024)
	4		Sarah Andrews vs Baylor (N) (12/16/2023)
	4		Michelle Sidor vs DePaul (12/08/2023)
	4		Debreasha Powe at Mississippi St. (11/29/2023)
3 PT FG ATTEMPTS	10		Sara Bejedi vs Florida St. (02/18/2024)
	10		Georgia Amoore at Virginia Tech (01/11/2024)
	10		Aleighyah Fontenot vs Southern U. (11/17/2023)
	10		Taylor Donaldson vs Fordham (11/12/2023)
3 PT FG PERCENTAGE (min 2 made)	1.000	(3-3)	Merissah Russell vs Louisville (12/31/2023)
	1.000	(2-2)	Madisyn Jordan at Wake Forest (02/01/2024)
	1.000	(2-2)	Andrea Daley at Boston College (01/04/2024)
	1.000	(2-2)	Jayda Curry vs Louisville (12/31/2023)
	1.000	(2-2)	Asiana Britt vs Jacksonville (11/09/2023)
FREE THROWS MADE	9		Tonie Morgan vs Georgia Tech (03/03/2024)
	8		Makayla Timpson vs Florida St. (02/18/2024)
	8		Deja Kelly at North Carolina (01/25/2024)
	8		Elizabeth Kitley at Virginia Tech (01/11/2024)
FREE THROW ATTEMPTS	11		Tonie Morgan vs Georgia Tech (03/03/2024)
	10		Maria Gakdeng vs North Carolina (N) (03/07/2024)
	10		Dayshanette Harris vs Clemson (02/08/2024)
	10		Deja Kelly at North Carolina (01/25/2024)
	10		Elizabeth Kitley at Virginia Tech (01/11/2024)
FREE THROW PERCENTAGE (min 3 made)	1.000	(6-6)	Ta'Niya Latson at Florida St. (02/04/2024)
	1.000	(5-5)	Taina Mair vs Duke (01/28/2024)
	1.000	(5-5)	Saniya Rivers vs NC State (01/18/2024)
	1.000	(5-5)	Anna DeWolfe at Notre Dame (01/14/2024)
	1.000	(5-5)	Jorie Allen vs DePaul (12/08/2023)
	1.000	(4-4)	Lexi Donarski vs North Carolina (N) (03/07/2024)
	1.000	(4-4)	Kayla Blackshear vs Georgia Tech (03/03/2024)
	1.000	(4-4)	Kara Dunn vs Georgia Tech (03/03/2024)
	1.000	(4-4)	Kyra Wood vs Syracuse (02/15/2024)
	1.000	(4-4)	Makayla Timpson at Florida St. (02/04/2024)
	1.000	(4-4)	Zoe Brooks vs NC State (01/18/2024)
	1.000	(4-4)	Sonia Citron at Notre Dame (01/14/2024)
	1.000	(4-4)	Kiki Jefferson vs Louisville (12/31/2023)
	1.000	(4-4)	Jada Walker vs Baylor (N) (12/16/2023)
	1.000	(3-3)	Amari Robinson vs Clemson (02/08/2024)
	1.000	(3-3)	Reigan Richardson vs Duke (01/28/2024)
	1.000	(3-3)	Olivia Cochran vs Louisville (12/31/2023)
	1.000	(3-3)	Ti'Ian Boler vs Jackson St. (12/20/2023)
	1.000	(3-3)	Brecken Snotherly vs ETSU (11/26/2023)

LIVESTATS BY GENIUS SPORTS

Opponent - Individual Game Highs

REBOUNDS	13		Darianna Littlepage-Buggs vs Baylor (N) (12/16/2023)
	12		Rapuluchi Ayodele vs Pittsburgh (02/29/2024)
	12		Nyla Harris vs Louisville (12/31/2023)
ASSISTS	10		Lauren Park-Lane at Mississippi St. (11/29/2023)
	8		Alexia Smith at Virginia (02/22/2024)
	8		O'Mariah Gordon vs Florida St. (02/18/2024)
STEALS	7		Hannah Hidalgo at Notre Dame (01/14/2024)
	4		Liatu King vs Pittsburgh (02/29/2024)
	4		Dayshanette Harris at Clemson (02/25/2024)
	4		Maddy Westbeld at Notre Dame (01/14/2024)
	4		Emy Hayford vs Fordham (11/12/2023)
BLOCKED SHOTS	4		Kylee Watson at Notre Dame (01/14/2024)
	3		Anya Poole vs North Carolina (N) (03/07/2024)
	3		Sam Brunelle at Virginia (02/22/2024)
	3		Makayla Timpson vs Florida St. (02/18/2024)
	3		Kyra Wood vs Syracuse (02/15/2024)
	3		Angel Jackson vs Jackson St. (12/20/2023)
	3		Nyayongah Gony at Mississippi St. (11/29/2023)
TURNOVERS	12		Keshuna Luckett vs Jackson St. (12/20/2023)
	9		Andrea Daley at Boston College (01/04/2024)
	9		Taya Davis vs Fordham (11/12/2023)
FOULS	5		Maria Gakdeng vs North Carolina (N) (03/07/2024)
	5		Maria Gakdeng at North Carolina (01/25/2024)
	5		Anaya Peoples vs DePaul (12/08/2023)
	5		Jerkaila Jordan at Mississippi St. (11/29/2023)
	5		Jada Jones vs Jacksonville (11/09/2023)

TEAM GAME HIGHS/LOWS

Miami (FL) - Game Highs

POINTS	87		NJIT (12/03/2023)
	81		Alabama St. (12/28/2023)
	81		Jacksonville (11/09/2023)
	78		Fordham (11/12/2023)
	77		Wake Forest (01/07/2024)
FIELD GOALS MADE	34		NJIT (12/03/2023)
	33		Fordham (11/12/2023)
FIELD GOAL ATTEMPTS	74		Florida St. (02/18/2024)
	70		Jacksonville (11/09/2023)
FIELD GOAL PERCENTAGE	.576	(34-59)	NJIT (12/03/2023)
	.575	(23-40)	ETSU (11/26/2023)
3 PT FG MADE	12		at North Carolina (01/25/2024)
	11		at Mississippi St. (11/29/2023)
	11		Fordham (11/12/2023)
3 PT FG ATTEMPTS	31		Jacksonville (11/09/2023)
	30		Clemson (02/08/2024)
	30		at North Carolina (01/25/2024)
3 PT FG PERCENTAGE	.563	(9-16)	ETSU (11/26/2023)
	.500	(11-22)	at Mississippi St. (11/29/2023)
FREE THROWS MADE	14		Duke (01/28/2024)
	13		Alabama St. (12/28/2023)
	13		ETSU (11/26/2023)
FREE THROW ATTEMPTS	22		DePaul (12/08/2023)
	20		Duke (01/28/2024)
	20		Alabama St. (12/28/2023)
	20		Southern U. (11/17/2023)
FREE THROW PERCENTAGE	.875	(7-8)	at Wake Forest (02/01/2024)
	.833	(10-12)	Syracuse (02/15/2024)
REBOUNDS	51		Florida St. (02/18/2024)
	49		at Mississippi St. (11/29/2023)
ASSISTS	19		NJIT (12/03/2023)
	19		Fordham (11/12/2023)
STEALS	19		Jackson St. (12/20/2023)
	18		Fordham (11/12/2023)
BLOCKED SHOTS	13		Wake Forest (01/07/2024)
	7		Pittsburgh (02/29/2024)
	7		NJIT (12/03/2023)
TURNOVERS	26		at Notre Dame (01/14/2024)
	25		Fordham (11/12/2023)
FOULS	24		vs North Carolina (N) (03/07/2024)
	24		at Notre Dame (01/14/2024)

Opponent - Game Highs

POINTS	77		at Virginia (02/22/2024)
	77		Louisville (12/31/2023)
	76		at Virginia Tech (01/11/2024)
	75		at Florida St. (02/04/2024)
	75		vs Baylor (N) (12/16/2023)
FIELD GOALS MADE	29		Syracuse (02/15/2024)
	28		at Virginia (02/22/2024)
	28		Louisville (12/31/2023)
	28		vs Baylor (N) (12/16/2023)
FIELD GOAL ATTEMPTS	67		Florida St. (02/18/2024)
	66		Syracuse (02/15/2024)
	66		DePaul (12/08/2023)
FIELD GOAL PERCENTAGE	.500	(28-56)	Louisville (12/31/2023)
	.459	(28-61)	vs Baylor (N) (12/16/2023)
3 PT FG MADE	12		at Mississippi St. (11/29/2023)
	11		at Virginia (02/22/2024)
3 PT FG ATTEMPTS	30		at Mississippi St. (11/29/2023)
	29		at Clemson (02/25/2024)
	29		ETSU (11/26/2023)
3 PT FG PERCENTAGE	.556	(5-9)	Louisville (12/31/2023)
	.500	(10-20)	vs Baylor (N) (12/16/2023)
FREE THROWS MADE	19		at Notre Dame (01/14/2024)
	19		at Virginia Tech (01/11/2024)
FREE THROW ATTEMPTS	23		at Virginia Tech (01/11/2024)
	22		at Notre Dame (01/14/2024)
FREE THROW PERCENTAGE	.933	(14-15)	DePaul (12/08/2023)
	.895	(17-19)	Georgia Tech (03/03/2024)
	.895	(17-19)	NC State (01/18/2024)
REBOUNDS	44		Georgia Tech (03/03/2024)
	43		Pittsburgh (02/29/2024)
	43		DePaul (12/08/2023)
ASSISTS	22		at Virginia (02/22/2024)
	21		at Mississippi St. (11/29/2023)
STEALS	15		at Notre Dame (01/14/2024)
	15		Fordham (11/12/2023)
BLOCKED SHOTS	10		at Virginia (02/22/2024)
	6		Syracuse (02/15/2024)
	6		Jackson St. (12/20/2023)
TURNOVERS	31		Fordham (11/12/2023)
	28		Jackson St. (12/20/2023)
FOULS	23		vs North Carolina (N) (03/07/2024)
	19		Alabama St. (12/28/2023)

Miami (FL) - Game Lows

POINTS	52		at Virginia Tech (01/11/2024)
	56		at Clemson (02/25/2024)
	57		vs Baylor (N) (12/16/2023)
	59		at Notre Dame (01/14/2024)
	59		Jackson St. (12/20/2023)
FIELD GOALS MADE	19		at Clemson (02/25/2024)
	20		Duke (01/28/2024)
FIELD GOAL ATTEMPTS	40		ETSU (11/26/2023)
	49		Duke (01/28/2024)
FIELD GOAL PERCENTAGE	.333	(21-63)	Jackson St. (12/20/2023)
	.349	(22-63)	vs Baylor (N) (12/16/2023)
3 PT FG MADE	2		at Virginia (02/22/2024)
	3		at Georgia Tech (02/11/2024)
	3		at Virginia Tech (01/11/2024)
	3		at Boston College (01/04/2024)
	3		vs Baylor (N) (12/16/2023)
3 PT FG ATTEMPTS	12		Colgate (11/24/2023)
	13		at Georgia Tech (02/11/2024)
3 PT FG PERCENTAGE	.125	(2-16)	at Virginia (02/22/2024)
	.167	(4-24)	Southern U. (11/17/2023)
	.167	(3-18)	at Virginia Tech (01/11/2024)
FREE THROWS MADE	1		Fordham (11/12/2023)
	4		at Florida St. (02/04/2024)
FREE THROW ATTEMPTS	2		Fordham (11/12/2023)
	6		at Florida St. (02/04/2024)
FREE THROW PERCENTAGE	.375	(6-16)	Georgia Tech (03/03/2024)
	.385	(5-13)	at Mississippi St. (11/29/2023)
REBOUNDS	27		Louisville (12/31/2023)
	31		Duke (01/28/2024)
ASSISTS	8		vs Baylor (N) (12/16/2023)
	8		ETSU (11/26/2023)
STEALS	2		ETSU (11/26/2023)
	3		vs North Carolina (N) (03/07/2024)
	3		at Virginia (02/22/2024)
	3		at Mississippi St. (11/29/2023)
BLOCKED SHOTS	1		at Georgia Tech (02/11/2024)
	1		at Florida St. (02/04/2024)
	1		at North Carolina (01/25/2024)
	1		at Mississippi St. (11/29/2023)
	1		Colgate (11/24/2023)
	1		Jacksonville (11/09/2023)
TURNOVERS	9		DePaul (12/08/2023)
	11		Jacksonville (11/09/2023)
FOULS	10		Pittsburgh (02/29/2024)
	10		Alabama St. (12/28/2023)

Opponent - Game Lows

POINTS	36		Alabama St. (12/28/2023)
	39		Fordham (11/12/2023)
	43		NJIT (12/03/2023)
	44		Pittsburgh (02/29/2024)
	44		ETSU (11/26/2023)
FIELD GOALS MADE	12		ETSU (11/26/2023)
	13		Alabama St. (12/28/2023)
FIELD GOAL ATTEMPTS	48		Alabama St. (12/28/2023)
	49		Colgate (11/24/2023)
FIELD GOAL PERCENTAGE	.211	(12-57)	ETSU (11/26/2023)
	.271	(13-48)	Alabama St. (12/28/2023)
3 PT FG MADE	2		NJIT (12/03/2023)
	3		Pittsburgh (02/29/2024)
3 PT FG ATTEMPTS	9		Louisville (12/31/2023)
	11		Jacksonville (11/09/2023)
3 PT FG PERCENTAGE	.154	(2-13)	NJIT (12/03/2023)
	.185	(5-27)	at Georgia Tech (02/11/2024)
FREE THROWS MADE	0		Fordham (11/12/2023)
	1		Southern U. (11/17/2023)
FREE THROW ATTEMPTS	0		Fordham (11/12/2023)
	3		Colgate (11/24/2023)
	3		Southern U. (11/17/2023)
FREE THROW PERCENTAGE	.333	(1-3)	Southern U. (11/17/2023)
REBOUNDS	14		Alabama St. (12/28/2023)
	23		at Mississippi St. (11/29/2023)
ASSISTS	6		Fordham (11/12/2023)
	8		ETSU (11/26/2023)
STEALS	2		at Wake Forest (02/01/2024)
	3		vs North Carolina (N) (03/07/2024)
BLOCKED SHOTS	0		at Clemson (02/25/2024)
	0		Clemson (02/08/2024)
	0		at Virginia Tech (01/11/2024)
TURNOVERS	10		at Mississippi St. (11/29/2023)
	11		vs North Carolina (N) (03/07/2024)
	11		Georgia Tech (03/03/2024)
	11		DePaul (12/08/2023)
FOULS	5		Fordham (11/12/2023)
	8		at Florida St. (02/04/2024)

POINTS-REBOUNDS-ASSISTS

Opponent	Date	Score		1 HYLTON,LEM	4 ROBERTS,JA	5 PATRICK,JA	12 WILLIAMS,J	13 DWYER,LASH	21 STEDMAN,AL	30 DAY-WILSON	32 SPEARMAN,L	35 LATTIMORE,	44 OLDACRE,KY
Jacksonville	11/09/2023	81-53	W	14-3-1	14-7-0	2-5-1	9-0-1	13-4-1	6-1-0	6-4-9	13-6-1	DNP	4-4-2
Fordham	11/12/2023	78-39	W	17-1-1	6-7-1	14-8-0	7-3-8	7-3-2	5-1-0	7-1-6	8-4-0	DNP	7-8-1
Southern U.	11/17/2023	61-57	W	0-4-0	17-4-3	7-5-0	9-3-3	5-2-2	0-3-0	13-3-2	DNP	DNP	10-8-0
Colgate	11/24/2023	67-49	W	3-2-0	13-3-1	9-0-3	7-3-2	10-3-3	3-0-0	8-2-5	10-9-2	2-1-0	2-3-1
ETSU	11/26/2023	68-44	W	6-1-1	4-1-2	7-4-0	9-2-1	3-1-1	6-1-0	19-2-3	5-7-0	5-2-0	4-6-0
at Mississippi St.	11/29/2023	74-68	W	16-0-2	15-9-1	3-0-2	2-6-2	5-2-3	0-0-0	10-4-6	11-15-0	8-6-0	4-3-1
NJIT	12/03/2023	87-43	W	11-1-0	12-7-1	12-5-3	DNP	10-4-2	5-0-1	10-1-8	8-4-2	10-4-1	9-5-1
DePaul	12/08/2023	75-70	W	11-1-2	16-7-1	15-5-2	2-1-2	6-4-2	0-0-0	12-5-2	1-5-0	2-2-0	10-7-1
vs Baylor	12/16/2023	57-75	L	0-1-0	5-3-0	4-2-0	6-6-3	6-1-3	11-2-0	12-7-2	2-2-0	0-1-0	11-6-0
Jackson St.	12/20/2023	59-52	W	0-1-0	10-5-1	15-2-2	12-2-4	4-5-3	3-1-0	0-1-0	9-6-1	2-1-0	4-4-0
Alabama St.	12/28/2023	81-36	W	2-5-0	9-8-2	1-2-0	14-3-3	13-3-2	2-1-4	4-5-4	14-10-0	13-1-0	9-6-0
Louisville	12/31/2023	72-77	L	12-3-2	10-3-1	9-2-2	11-3-3	10-0-1	2-0-0	10-1-2	4-6-0	2-2-1	2-2-1
at Boston College	01/04/2024	64-70	L	7-3-0	9-4-0	11-5-2	10-2-2	6-2-3	2-0-1	5-2-1	2-1-0	1-0-0	11-9-1
Wake Forest	01/07/2024	77-47	W	11-3-1	21-5-2	7-4-2	4-5-5	9-1-2	2-2-0	9-1-3	0-0-0	8-3-1	6-8-1
at Virginia Tech	01/11/2024	52-76	L	0-3-0	9-4-0	0-4-1	10-8-2	8-6-2	0-0-0	19-2-4	2-2-0	2-2-0	2-2-1
at Notre Dame	01/14/2024	59-70	L	7-2-0	2-6-3	15-6-1	6-3-0	9-0-2	0-0-1	11-2-3	7-9-0	0-5-2	2-5-0
NC State	01/18/2024	73-59	W	0-0-0	18-5-1	6-4-1	3-5-5	18-6-2	0-0-0	18-1-3	10-8-0	0-4-1	0-1-2
at North Carolina	01/25/2024	61-66	L	2-0-0	4-4-1	10-7-2	5-5-1	9-3-1	6-1-3	18-2-2	6-9-0	0-0-0	1-3-0
Duke	01/28/2024	64-58	W	0-2-0	9-4-1	7-4-2	16-7-1	1-1-2	3-1-0	17-0-3	7-8-1	DNP	4-3-1
at Wake Forest	02/01/2024	72-54	W	9-1-3	15-3-2	6-6-2	2-6-3	4-1-0	2-0-0	15-1-4	2-3-0	9-2-1	8-5-1
at Florida St.	02/04/2024	68-75	L	15-1-0	12-4-2	5-12-1	6-4-8	2-1-2	DNP	12-4-4	2-3-0	14-1-1	0-1-0
Clemson	02/08/2024	75-72	Wot	2-0-0	2-2-3	9-2-2	11-9-5	7-2-0	0-1-1	17-5-5	14-7-1	9-6-1	4-5-0
at Georgia Tech	02/11/2024	62-60	W	DNP	14-5-1	6-7-2	9-2-2	1-3-0	0-1-0	17-4-3	6-7-1	3-3-0	6-5-0
Syracuse	02/15/2024	60-71	L	DNP	4-2-3	9-4-2	9-4-2	2-0-2	DNP	11-1-2	6-6-0	10-6-1	9-6-0
Florida St.	02/18/2024	68-74	L	DNP	15-13-4	7-3-0	6-6-2	6-7-1	0-0-0	21-5-3	2-5-1	11-4-1	0-2-0
at Virginia	02/22/2024	60-77	L	DNP	13-2-3	8-5-1	0-0-0	0-0-0	0-1-0	11-3-4	4-5-2	10-9-2	14-6-0
at Clemson	02/25/2024	56-50	W	DNP	26-6-0	11-6-5	4-8-2	3-3-2	0-0-0	3-2-4	2-4-0	4-5-0	3-6-0
Pittsburgh	02/29/2024	62-44	W	DNP	17-3-2	16-6-3	4-7-4	17-2-2	DNP	2-0-3	0-3-1	6-8-0	0-3-0
Georgia Tech	03/03/2024	66-71	Lot	DNP	7-5-2	0-4-3	4-4-2	5-8-0	DNP	27-5-3	12-12-1	5-2-0	6-4-0
vs North Carolina	03/07/2024	60-59	W	DNP	4-6-1	4-6-1	11-7-2	2-2-0	0-0-0	13-3-5	12-10-0	12-4-0	2-0-0

BOX SCORES

Official Basketball Box Score - Final
Jacksonville at #25 Miami (FL)
11/09/23 Watsco Center, Coral Gables, Fla.
2023-24 Women's Basketball

Game Time: 11:00 AM
Game Duration: 1:46
Attendance: 3,851

Officials: Brandon Enterline, Kelsey Reynolds, Natasha Brown

Jacksonville - 53 **Record: 1-1**

NO.	Name		Min	FG M-A	3P M-A	FT M-A	Rebounds OR	DR	TOT	Fouls PF	FD	TP	AS	TO	ST	Blocks BS	BA	+/-
4	Makayla Edwards	F	32:06	2-5	0-1	1-2	0	3	3	3	2	5	3	4	2	0	0	-34
15	Saniyah Craig	F	23:49	5-8	0-1	1-2	2	1	3	0	2	11	1	4	0	1	0	-18
3	Sana'a Garrett	G	10:35	0-2	0-0	0-0	0	1	1	4	1	0	2	0	1	0	0	0
10	Edyn Battle	G	28:32	7-15	0-0	2-4	1	4	5	1	4	16	1	6	2	0	0	-21
12	Jalisa Dunlap	G	30:09	1-6	1-4	1-2	0	7	7	1	2	4	0	2	0	0	0	-21
5	Bre'yanna Frazier		17:00	1-3	0-1	0-0	0	0	0	1	1	2	1	2	0	0	0	-18
2	Kyshonna Brown		21:17	1-5	0-0	0-0	1	2	3	0	0	2	0	2	0	0	1	-11
24	Jada Jones		14:44	2-2	0-0	0-0	0	0	0	5	1	4	0	1	0	1	0	-10
1	Isamery Telleria Agramonte		10:53	1-2	1-2	0-0	0	1	1	0	0	3	0	0	0	0	0	-3
13	Asiana Britt		10:55	2-2	2-2	0-0	0	3	3	0	0	6	2	1	0	0	0	-4
Team							4	4	8			0		3				
Totals				22-50	4-11	5-10	8	26	34	15	13	53	10	25	5	2	1	-28

Technical Fouls::NONE

Shooting By Period		
1st FG%	6-12	50.0%
3PT%	1-1	100.0%
FT%	0-0	0%
2nd FG%	5-10	50.0%
3PT%	0-3	0.0%
FT%	2-4	50%
3rd FG%	3-14	21.4%
3PT%	0-2	0.0%
FT%	0-0	0%
4th FG%	8-14	57.1%
3PT%	3-5	60.0%
FT%	3-6	50%
GM FG%	22-50	44.0%
3PT%	4-11	36.4%
FT%	5-10	50.0%

Dead Ball Rebounds: 3, 0

#25 Miami (FL) - 81 **Record: 1-0**

NO.	Name		Min	FG M-A	3P M-A	FT M-A	Rebounds OR	DR	TOT	Fouls PF	FD	TP	AS	TO	ST	Blocks BS	BA	+/-
44	Kyla Oldacre	C	19:41	2-4	0-0	0-0	2	2	4	2	1	4	2	0	1	0	0	8
4	Jasmyne Roberts	G	22:44	6-8	2-4	0-0	3	4	7	2	1	14	0	2	2	0	0	22
5	Jaida Patrick	G	21:56	1-6	0-3	0-0	2	3	5	2	1	2	1	4	0	1	0	9
12	Ja'Leah Williams	G	23:29	3-5	1-3	2-2	0	0	0	2	3	9	1	1	4	0	0	19
13	Lashae Dwyer	G	22:37	6-11	1-3	0-0	2	2	4	2	1	13	1	1	2	0	0	25
1	Lemyah Hylton		21:17	6-10	2-5	0-0	0	3	3	0	0	14	1	0	1	0	1	14
32	Lazaria Spearman		20:19	4-9	1-2	4-7	4	2	6	1	5	13	1	1	0	0	1	20
30	Shayeann Day-Wilson		29:42	2-8	1-3	1-2	1	3	4	0	2	6	9	1	2	0	0	17
21	Ally Stedman		18:15	2-9	2-8	0-0	0	1	1	2	1	6	0	1	2	0	0	6
Team							0	2	2			0		0				
Totals				32-70	10-31	7-11	14	22	36	13	15	81	16	11	14	1	2	28

Technical Fouls::NONE

Shooting By Period		
1st FG%	8-19	42.1%
3PT%	1-7	14.3%
FT%	0-0	0%
2nd FG%	8-18	44.4%
3PT%	2-8	25.0%
FT%	3-5	60%
3rd FG%	6-16	37.5%
3PT%	1-5	20.0%
FT%	4-6	66.7%
4th FG%	10-17	58.8%
3PT%	6-11	54.5%
FT%	0-0	0%
GM FG%	32-70	45.7%
3PT%	10-31	32.3%
FT%	7-11	63.6%

Dead Ball Rebounds: 2, 0

	JAX	MIA
Biggest lead	0 (1st 10:00)	33 (4th 7:02)
Best Scoring Run	7(4th 5:37)	9(3rd 5:59)
Lead Changes	0	
Times Tied	1	
Time with Lead	00:00	39:05

Points from	JAX	MIA
Turnovers	5	30
Paint	34	42
Second Chance	9	16
Fast Breaks	4	12
Bench	17	39

Period by Period Scoring	1st	2nd	3rd	4th	TOT
JAX	13	12	6	22	53
MIA	17	21	17	26	81

Official Basketball Box Score - Final
Fordham at Miami (FL)
11/12/23 Watsco Center, Coral Gables, Fla.
2023-24 Women's Basketball

Game Time: 2:00 PM
Game Duration: 1:40
Attendance: 2,515

Officials: Angelica Suffren, Roy Jackson, Linda Miles

Fordham - 39 **Record: 2-1**

NO.	Name		Min	FG M-A	3P M-A	FT M-A	Rebounds OR	DR	TOT	Fouls PF	FD	TP	AS	TO	ST	Blocks BS	BA	+/-
10	Rose Nelson	F	18:02	0-1	0-1	0-0	0	0	0	0	0	0	1	1	2	0	0	-21
24	Aminata Ly	C	12:01	1-1	0-0	0-0	1	0	1	1	1	2	0	3	1	0	0	-16
3	Taylor Donaldson	G	33:50	5-20	3-10	0-0	2	3	5	0	1	13	0	3	2	0	1	-28
8	Emy Hayford	G	35:18	3-13	0-4	0-0	2	3	5	2	2	6	2	7	4	1	1	-41
11	Mandy McGurk	G	19:36	0-4	0-4	0-0	0	0	0	0	1	0	0	1	0	0	0	-19
30	Maranda Nyborg		21:08	2-5	0-0	0-0	0	0	0	1	0	4	1	3	1	1	0	-21
1	Matilda Flood		19:33	2-5	1-2	0-0	2	2	4	1	2	5	1	2	2	0	1	-10
4	Taya Davis		25:01	3-9	1-3	0-0	1	4	5	0	2	7	1	9	2	0	1	-31
34	Kailah Harris		15:31	1-3	0-0	0-0	1	3	4	0	3	2	0	1	1	1	0	-8
Team							7	1	8			0		1				
Totals				17-61	5-24	0-0	16	16	32	5	12	39	6	31	15	3	4	-39

Technical Fouls::NONE

Shooting By Period		
1st FG%	3-12	25.0%
3PT%	2-6	33.3%
FT%	0-0	0%
2nd FG%	4-20	20.0%
3PT%	0-8	0.0%
FT%	0-0	0%
3rd FG%	4-13	30.8%
3PT%	1-4	25.0%
FT%	0-0	0%
4th FG%	6-16	37.5%
3PT%	2-6	33.3%
FT%	0-0	0%
GM FG%	17-61	27.9%
3PT%	5-24	20.8%
FT%	0-0	0.0%

Dead Ball Rebounds: 0, 0

Miami (FL) - 78 **Record: 2-0**

NO.	Name		Min	FG M-A	3P M-A	FT M-A	Rebounds OR	DR	TOT	Fouls PF	FD	TP	AS	TO	ST	Blocks BS	BA	+/-
32	Lazaria Spearman	F	22:39	4-9	0-0	0-0	2	2	4	2	1	8	0	4	2	1	1	4
4	Jasmyne Roberts	G	24:57	3-4	0-1	0-0	1	6	7	0	0	6	1	2	3	1	0	15
5	Jaida Patrick	G	27:02	6-9	2-4	0-0	2	6	8	1	1	14	0	5	5	1	1	21
12	Ja'Leah Williams	G	22:09	3-5	1-1	0-0	1	2	3	0	0	7	8	7	3	1	0	18
13	Lashae Dwyer	G	25:33	3-8	1-2	0-0	1	2	3	0	1	7	2	1	4	0	1	28
1	Lemyah Hylton		20:06	6-9	5-8	0-0	0	1	1	4	0	17	1	2	1	0	0	25
30	Shayeann Day-Wilson		23:27	3-6	1-4	0-0	0	1	1	3	0	7	6	3	0	0	0	26
44	Kyla Oldacre		18:54	3-5	0-0	1-2	2	6	8	2	2	7	1	1	0	0	0	35
21	Ally Stedman		15:13	2-5	1-4	0-0	0	1	1	0	0	5	0	0	0	0	0	23
Team							2	1	3			0		0				
Totals				33-60	11-24	1-2	11	28	39	12	5	78	19	25	18	4	3	39

Technical Fouls::NONE

Shooting By Period		
1st FG%	11-17	64.7%
3PT%	1-3	33.3%
FT%	0-0	0%
2nd FG%	8-16	50.0%
3PT%	4-10	40.0%
FT%	1-2	50%
3rd FG%	7-13	53.8%
3PT%	2-4	50.0%
FT%	0-0	0%
4th FG%	7-14	50.0%
3PT%	4-7	57.1%
FT%	0-0	0%
GM FG%	33-60	55.0%
3PT%	11-24	45.8%
FT%	1-2	50.0%

Dead Ball Rebounds: 1, 0

	FORD	MIA
Biggest lead	0 (1st 10:00)	39 (4th 0:06)
Best Scoring Run	5(4th 4:59)	17(2nd 9:02)
Lead Changes	0	
Times Tied	0	
Time with Lead	00:00	39:37

Points from	FORD	MIA
Turnovers	9	30
Paint	22	34
Second Chance	4	11
Fast Breaks	0	13
Bench	18	36

Period by Period Scoring	1st	2nd	3rd	4th	TOT
FORD	8	8	9	14	39
MIA	23	21	16	18	78

Official Basketball Box Score - Final
Southern U. at Miami (FL)
11/17/23 Watsco Center, Coral Gables
2023-24 Women's Basketball

Game Time: 5:00 PM
Game Duration: 2:04
Attendance: 2,188

Officials: Meadow Overstreet, Nic Cappel, Tasha Smith

Southern U. - 57 **Record: 0-4**

NO.	Name		Min	FG M-A	3P M-A	FT M-A	Rebounds OR	DR	TOT	Fouls PF	FD	TP	AS	TO	ST	Blocks BS	BA	+/-
15	Sky Castro	F	24:19	3-4	0-0	0-0	6	2	8	3	1	6	0	2	0	1	0	-1
2	Aleighyah Fontenot	G	35:28	4-13	2-10	1-1	1	2	3	4	1	11	4	3	2	0	0	1
4	Chloe Fleming	G	25:37	2-6	0-0	0-0	0	2	2	2	5	4	6	4	2	0	1	4
14	Soniyah Reed	G	30:57	5-12	2-4	0-0	2	4	6	3	0	12	1	1	0	1	1	3
22	Siriviva Legions	G	30:13	5-8	1-1	0-1	1	1	2	1	2	11	1	3	1	0	2	-2
21	Tionna Lidge		15:41	5-8	0-0	0-1	2	4	6	3	3	10	1	0	0	1	0	-3
11	Cayla Obillo		14:23	0-1	0-0	0-0	0	1	1	1	0	0	1	2	0	0	1	-8
24	Kyanna Morgan		23:22	1-12	1-7	0-0	3	5	8	0	0	3	0	2	1	0	0	-14
Team							2	2	4			0		2				
Totals				25-64	6-22	1-3	17	23	40	17	12	57	14	19	6	3	5	-4

Technical Fouls::NONE

Shooting By Period		
1st FG%	6-16	37.5%
3PT%	3-6	50.0%
FT%	0-1	0%
2nd FG%	5-17	29.4%
3PT%	0-5	0.0%
FT%	0-0	0%
3rd FG%	9-16	56.3%
3PT%	2-3	66.7%
FT%	0-1	0%
4th FG%	5-15	33.3%
3PT%	1-8	12.5%
FT%	1-1	100%
GM FG%	25-64	39.1%
3PT%	6-22	27.3%
FT%	1-3	33.3%

Dead Ball Rebounds: 1, 0

Miami (FL) - 61 **Record: 3-0**

NO.	Name		Min	FG M-A	3P M-A	FT M-A	Rebounds OR	DR	TOT	Fouls PF	FD	TP	AS	TO	ST	Blocks BS	BA	+/-
44	Kyla Oldacre	C	30:54	5-7	0-0	0-5	7	1	8	1	5	10	0	0	1	3	1	-1
4	Jasmyne Roberts	G	30:43	5-15	2-5	5-8	2	2	4	2	5	17	3	1	3	1	0	0
5	Jaida Patrick	G	22:38	3-5	0-1	1-2	4	1	5	0	1	7	0	1	0	1	1	4
12	Ja'Leah Williams	G	31:11	4-9	0-2	1-1	1	2	3	3	1	9	3	3	2	0	1	8
13	Lashae Dwyer	G	16:58	2-6	0-2	1-1	1	1	2	2	2	5	2	3	0	0	0	-7
30	Shayeann Day-Wilson		33:33	5-15	2-9	1-3	0	3	3	2	3	13	2	4	3	0	0	5
1	Lemyah Hylton		19:20	0-2	0-2	0-0	1	3	4	1	0	0	0	1	1	0	0	-2
21	Ally Stedman		14:43	0-3	0-3	0-0	0	3	3	1	0	0	0	0	0	0	0	13
Team							2	3	5			0		0				
Totals				24-62	4-24	9-20	18	19	37	12	17	61	10	13	10	5	3	4

Technical Fouls::NONE

Shooting By Period		
1st FG%	6-18	33.3%
3PT%	1-9	11.1%
FT%	3-8	37.5%
2nd FG%	6-14	42.9%
3PT%	0-6	0.0%
FT%	3-3	100%
3rd FG%	4-12	33.3%
3PT%	1-2	50.0%
FT%	1-1	100%
4th FG%	8-18	44.4%
3PT%	2-7	28.6%
FT%	2-8	25%
GM FG%	24-62	38.7%
3PT%	4-24	16.7%
FT%	9-20	45.0%

Dead Ball Rebounds: 8, 4

	SOU	MIA
Biggest lead	6 (3rd 0:35)	7 (3rd 6:54)
Best Scoring Run	9(3rd 0:35)	7(4th 8:03)
Lead Changes	8	
Times Tied	5	
Time with Lead	10:36	25:09

Points from	SOU	MIA
Turnovers	12	20
Paint	30	34
Second Chance	8	13
Fast Breaks	5	6
Bench	13	13

Period by Period Scoring	1st	2nd	3rd	4th	TOT
SOU	15	10	20	12	57
MIA	16	15	10	20	61

Official Basketball Box Score - Final
Colgate at Miami (FL)
11/24/23 Watsco Center, Coral Gables, Fla.
2023-24 Women's Basketball

Game Time: 4:00 PM
Game Duration: 1:43
Attendance: 2,169

Officials: Maj Forsberg, Alexis Perez, Kelsey Reynolds

Colgate - 49 **Record: 3-1**

NO.	Name		Min	FG M-A	3P M-A	FT M-A	Rebounds OR	DR	TOT	Fouls PF	FD	TP	AS	TO	ST	Blocks BS	BA	+/-
11	Tiasia McMillan	F	34:25	1-6	0-0	0-0	2	2	4	0	0	2	1	2	2	0	0	-16
13	Sophia Diehl	F	17:32	0-5	0-2	0-0	0	6	6	1	1	0	0	4	0	0	0	1
3	Alexa Brodie	G	28:27	3-5	1-2	1-2	1	2	3	2	4	8	4	2	0	0	0	-7
4	Madison Schiller	G	35:32	5-7	2-3	0-0	0	3	3	1	1	12	4	4	1	0	1	-19
5	Taylor Golembiewski	G	32:55	6-14	2-6	0-0	2	0	2	3	2	14	2	4	3	1	0	-18
1	Morgan McMahon		20:35	4-9	2-4	1-1	0	0	0	1	2	11	1	2	1	0	0	-11
2	Christina Midgette		16:26	0-1	0-0	0-0	0	3	3	1	1	0	0	1	1	1	0	-12
25	Ella Meabon		09:38	1-2	0-0	0-0	0	0	0	0	0	2	1	0	0	0	0	-6
0	Amarah Streiff		02:56	0-0	0-0	0-0	0	0	0	0	0	0	0	0	0	0	0	-4
41	Abbey Ferguson		01:34	0-0	0-0	0-0	1	0	1	0	0	0	1	0	0	0	0	2
Team							1	3	4			0		4				
Totals				20-49	7-17	2-3	7	19	26	9	11	49	14	23	8	2	1	-18

Technical Fouls::NONE

Shooting By Period		
1st FG%	7-11	63.6%
3PT%	4-7	57.1%
FT%	0-0	0%
2nd FG%	3-13	23.1%
3PT%	1-3	33.3%
FT%	0-0	0%
3rd FG%	3-12	25.0%
3PT%	0-2	0.0%
FT%	1-2	50%
4th FG%	7-13	53.8%
3PT%	2-5	40.0%
FT%	1-1	100%
GM FG%	20-49	40.8%
3PT%	7-17	41.2%
FT%	2-3	66.7%

Dead Ball Rebounds: 0, 0

Miami (FL) - 67 **Record: 4-0**

NO.	Name		Min	FG M-A	3P M-A	FT M-A	Rebounds OR	DR	TOT	Fouls PF	FD	TP	AS	TO	ST	Blocks BS	BA	+/-
44	Kyla Oldacre	C	10:45	1-4	0-0	0-0	2	1	3	2	0	2	1	4	1	0	0	-1
4	Jasmyne Roberts	G	26:49	5-9	1-1	2-3	1	2	3	0	2	13	1	3	0	0	1	6
5	Jaida Patrick	G	27:29	2-3	1-2	4-7	0	0	0	0	4	9	3	1	3	1	0	15
12	Ja'Leah Williams	G	27:28	3-7	0-0	1-2	1	2	3	2	1	7	2	2	2	0	1	10
13	Lashae Dwyer	G	27:20	4-6	1-1	1-1	0	3	3	1	1	10	3	3	5	0	0	11
30	Shayeann Day-Wilson		28:40	4-8	0-3	0-0	0	2	2	1	0	8	5	1	1	0	0	20
32	Lazaria Spearman		22:09	5-7	0-0	0-1	3	6	9	0	1	10	2	2	2	1	0	18
1	Lemyah Hylton		15:31	1-4	1-3	0-0	1	1	2	2	0	3	0	2	0	0	0	6
21	Ally Stedman		08:17	1-2	1-2	0-0	0	0	0	1	0	3	0	0	0	0	0	3
35	Latasha Lattimore		05:32	1-2	0-0	0-0	0	1	1	2	0	2	0	1	0	0	0	2
Team							2	5	7			0		0				
Totals				27-52	5-12	8-14	10	23	33	11	9	67	17	19	13	1	2	18

Technical Fouls::NONE

Shooting By Period		
1st FG%	6-13	46.2%
3PT%	0-1	0.0%
FT%	0-0	0%
2nd FG%	5-12	41.7%
3PT%	2-5	40.0%
FT%	1-2	50%
3rd FG%	8-14	57.1%
3PT%	1-3	33.3%
FT%	1-5	20%
4th FG%	8-13	61.5%
3PT%	2-3	66.7%
FT%	6-7	85.7%
GM FG%	27-52	51.9%
3PT%	5-12	41.7%
FT%	8-14	57.1%

Dead Ball Rebounds: 2, 0

	COL	MIA
Biggest lead	6 (1st 0:26)	21 (4th 0:29)
Best Scoring Run	6(1st 2:27)	8(3rd 0:52)
Lead Changes	11	
Times Tied	2	
Time with Lead	14:28	22:31

Points from	COL	MIA
Turnovers	17	29
Paint	16	32
Second Chance	8	4
Fast Breaks	0	23
Bench	13	26

Period by Period Scoring	1st	2nd	3rd	4th	TOT
COL	18	7	7	17	49
MIA	12	13	18	24	67

BOX SCORES

Official Basketball Box Score - Final
ETSU at Miami (FL)
11/26/23 Watsco Center, Coral Gables, Fla.
2023-24 Women's Basketball

Game Time: 1:30 PM
Game Duration: 1:56
Attendance: 2,038

Officials: Maj Forsberg, Tommi Paris, Sarah Williams

ETSU - 44 Record: 4-2

NO.	Name		Min	FG M-A	3P M-A	FT M-A	Rebounds OR	DR	TOT	Fouls PF	FD	TP	AS	TO	ST	Blocks BS	BA	+/-
24	Jakhyia Davis	C	21:55	0-4	0-0	2-2	5	1	6	3	2	2	1	0	0	0	2	-11
0	Nevaeh Brown	G	31:40	3-14	1-3	2-4	1	2	3	1	5	9	1	3	0	0	1	-18
10	Courtney Moore	G	25:02	1-11	1-7	0-0	1	1	2	3	2	3	1	3	2	0	0	-17
11	Breanne Beatty	G	27:37	2-8	1-6	1-2	1	3	4	1	2	6	1	0	0	0	1	-7
12	Kendall Folley	G	31:29	2-10	2-6	2-4	1	0	1	0	5	8	4	3	2	0	2	-19
20	Meghan Downing		13:08	1-1	0-0	0-0	2	1	3	4	0	2	0	1	0	0	0	-8
2	Journee McDaniel		19:32	1-6	0-4	0-0	0	3	3	1	0	2	0	0	0	0	0	-17
5	Jalleyah Cotton		14:13	1-1	1-1	1-4	0	1	1	1	2	4	0	0	2	0	0	-8
3	Brecken Snotherly		07:02	1-2	1-2	3-3	0	2	2	0	1	6	0	0	0	0	0	-6
15	Samiah Puckett		04:57	0-0	0-0	2-2	0	1	1	1	1	2	0	0	0	1	0	-5
4	Meleah Kirtner		03:25	0-0	0-0	0-0	0	0	0	0	0	0	0	0	0	0	0	-4
Team							5	1	6			0		2				
Totals				12-57	7-29	13-21	16	16	32	15	20	44	8	12	6	1	6	-24

Technical Fouls::NONE

Shooting By Period		
1st FG%	4-13	30.8%
3PT%	3-9	33.3%
FT%	1-6	16.7%
2nd FG%	4-16	25.0%
3PT%	1-9	11.1%
FT%	0-0	0%
3rd FG%	2-16	12.5%
3PT%	2-5	40.0%
FT%	0-0	0%
4th FG%	2-12	16.7%
3PT%	1-6	16.7%
FT%	12-15	80%
GM FG%	12-57	21.1%
3PT%	7-29	24.1%
FT%	13-21	61.9%

Dead Ball Rebounds: 6, 0

Miami (FL) - 68 Record: 5-0

NO.	Name		Min	FG M-A	3P M-A	FT M-A	Rebounds OR	DR	TOT	Fouls PF	FD	TP	AS	TO	ST	Blocks BS	BA	+/-
44	Kyla Oldacre	C	13:55	1-2	0-0	2-2	0	6	6	1	3	4	0	2	0	1	0	9
4	Jasmyne Roberts	G	21:29	1-3	0-1	2-2	0	1	1	2	1	4	2	3	0	0	0	7
5	Jaida Patrick	G	21:41	2-5	1-2	2-3	2	2	4	1	2	7	0	0	0	1	0	10
12	Ja'Leah Williams	G	29:44	4-5	1-1	0-2	0	2	2	2	1	9	1	3	0	0	0	18
13	Lashae Dwyer	G	22:36	1-1	0-0	1-2	0	1	1	4	2	3	1	1	1	0	0	15
1	Lemyah Hylton		20:36	2-6	0-3	2-2	0	1	1	5	1	6	1	2	0	0	0	17
30	Shayeann Day-Wilson		21:45	7-7	5-5	0-0	0	2	2	2	0	19	3	2	0	0	0	19
32	Lazaria Spearman		20:55	2-3	0-0	1-3	1	6	7	0	3	5	0	1	0	1	0	17
21	Ally Stedman		14:06	2-4	2-3	0-0	0	1	1	1	0	6	0	1	1	0	0	7
35	Latasha Lattimore		13:13	1-4	0-1	3-3	1	1	2	2	2	5	0	0	0	3	1	1
Team							0	6	6			0		1				
Totals				23-40	9-16	13-19	4	29	33	20	15	68	8	16	2	6	1	24

Technical Fouls::NONE

Shooting By Period		
1st FG%	8-13	61.5%
3PT%	2-3	66.7%
FT%	1-2	50%
2nd FG%	5-8	62.5%
3PT%	1-1	100.0%
FT%	4-5	80%
3rd FG%	6-9	66.7%
3PT%	4-6	66.7%
FT%	0-2	0%
4th FG%	4-10	40.0%
3PT%	2-6	33.3%
FT%	8-10	80%
GM FG%	23-40	57.5%
3PT%	9-16	56.3%
FT%	13-19	68.4%

Dead Ball Rebounds: 3, 2

	ETSU	UM
Biggest lead	1 (1st 5:03)	26 (3rd 1:28)
Best Scoring Run	6(4th 4:17)	13(3rd 1:28)
Lead Changes	4	
Times Tied	2	
Time with Lead	01:18	35:42

Points from	ETSU	UM
Turnovers	9	12
Paint	6	22
Second Chance	7	7
Fast Breaks	1	6
Bench	16	41

Period by Period Scoring	1st	2nd	3rd	4th	TOT
ETSU	12	9	6	17	44
UM	19	15	16	18	68

Official Basketball Box Score - Final
Miami (FL) at Mississippi St.
11/29/23 Humphrey Coliseum, Starkville
2023-24 Women's Basketball

Game Time: 6:17 PM
Game Duration: 1:53
Attendance: 5,135

Officials: Gina Cross, Eric J Brewton, Roy Gulbeyan

Miami (FL) - 74 Record: 6-0

NO.	Name		Min	FG M-A	3P M-A	FT M-A	Rebounds OR	DR	TOT	Fouls PF	FD	TP	AS	TO	ST	Blocks BS	BA	+/-
44	Kyla Oldacre	C	12:36	2-3	0-0	0-0	2	1	3	1	0	4	1	1	0	1	1	-12
4	Jasmyne Roberts	G	33:06	6-11	3-4	0-2	2	7	9	0	3	15	1	7	1	0	0	0
5	Jaida Patrick	G	10:34	1-2	1-2	0-0	0	0	0	0	0	3	2	2	1	0	0	-11
12	Ja'Leah Williams	G	22:31	1-6	0-2	0-0	2	4	6	1	0	2	2	1	0	0	1	-6
13	Lashae Dwyer	G	24:46	2-6	1-2	0-2	0	2	2	1	1	5	3	2	0	0	1	-4
30	Shayeann Day-Wilson		22:05	3-11	2-5	2-2	1	3	4	3	2	10	6	3	1	0	0	16
32	Lazaria Spearman		25:15	5-8	0-0	1-4	7	8	15	3	4	11	0	0	0	0	0	12
1	Lemyah Hylton		26:58	6-10	3-6	1-1	0	0	0	2	1	16	2	1	0	0	0	14
35	Latasha Lattimore		19:27	3-3	1-1	1-2	2	4	6	1	2	8	0	0	0	0	0	16
21	Ally Stedman		02:42	0-1	0-0	0-0	0	0	0	0	0	0	0	0	0	0	0	5
Team							2	2	4			0		2				
Totals				29-61	11-22	5-13	18	31	49	12	13	74	17	19	3	1	3	6

Technical Fouls::NONE

Shooting By Period		
1st FG%	8-19	42.1%
3PT%	2-7	28.6%
FT%	0-0	0%
2nd FG%	7-15	46.7%
3PT%	2-4	50.0%
FT%	0-4	0%
3rd FG%	6-11	54.5%
3PT%	3-6	50.0%
FT%	1-2	50%
4th FG%	8-16	50.0%
3PT%	4-5	80.0%
FT%	4-7	57.1%
GM FG%	29-61	47.5%
3PT%	11-22	50.0%
FT%	5-13	38.5%

Dead Ball Rebounds: 4, 0

Mississippi St. - 68 Record: 8-1

NO.	Name		Min	FG M-A	3P M-A	FT M-A	Rebounds OR	DR	TOT	Fouls PF	FD	TP	AS	TO	ST	Blocks BS	BA	+/-
1	Nyayongah Gony	F	38:47	2-9	1-4	2-2	3	7	10	1	2	7	1	2	2	3	0	-4
0	Darrione Rogers	G	31:06	4-7	3-6	0-0	0	2	2	2	0	11	2	1	0	0	0	-1
2	Jerkaila Jordan	G	27:47	3-11	1-3	2-4	0	0	0	5	3	9	3	3	1	0	0	0
3	Lauren Park-Lane	G	39:22	8-15	2-6	2-2	1	1	2	1	4	20	10	2	0	0	1	-6
21	Debreasha Powe	G	37:39	4-9	4-9	0-0	0	1	1	2	1	12	1	0	2	0	0	-7
14	Mjracle Sheppard		21:15	3-6	1-1	2-2	1	1	2	0	2	9	3	1	3	0	0	-10
22	Jasmine Brown-Hagger		04:04	0-1	0-1	0-0	0	0	0	2	0	0	1	0	1	0	0	-2
Team							0	6	6			0		1				
Totals				24-58	12-30	8-10	5	18	23	13	12	68	21	10	9	3	1	-6

Technical Fouls::NONE

Shooting By Period		
1st FG%	6-16	37.5%
3PT%	4-5	80.0%
FT%	4-4	100%
2nd FG%	7-14	50.0%
3PT%	3-8	37.5%
FT%	0-0	0%
3rd FG%	5-14	35.7%
3PT%	1-5	20.0%
FT%	2-2	100%
4th FG%	6-14	42.9%
3PT%	4-12	33.3%
FT%	2-4	50%
GM FG%	24-58	41.4%
3PT%	12-30	40.0%
FT%	8-10	80.0%

Dead Ball Rebounds: 0, 0

	UM	MSU
Biggest lead	8 (4th 0:17)	9 (1st 6:35)
Best Scoring Run	8(2nd 7:38)	8(1st 7:41)
Lead Changes	11	
Times Tied	5	
Time with Lead	15:45	19:51

Points from	UM	MSU
Turnovers	7	21
Paint	32	22
Second Chance	15	5
Fast Breaks	9	18
Bench	45	9

Period by Period Scoring	1st	2nd	3rd	4th	TOT
UM	18	16	16	24	74
MSU	20	17	13	18	68

Official Basketball Box Score - Final
NJIT at Miami (FL)
12/03/23 Watsco Center, Coral Gables, Fla.
2023-24 Women's Basketball

Game Time: 12:00 PM
Game Duration: 1:53
Attendance: 2,629

Officials: Fatou Cissoko-Stephens, Linda Miles, Jessica Walter

NJIT - 43 Record: 5-4

NO.	Name		Min	FG M-A	3P M-A	FT M-A	Rebounds OR	DR	TOT	Fouls PF	FD	TP	AS	TO	ST	Blocks BS	BA	+/-
21	Trinity Williams	F	29:44	1-9	0-1	2-4	2	2	4	3	4	4	5	1	0	2	1	-22
4	Kenna Squier	G	36:29	6-10	0-3	0-0	3	0	3	1	2	12	1	2	2	0	1	-38
11	Aria Myers	G	26:07	1-11	1-3	0-0	0	2	2	1	0	3	0	2	0	1	1	-23
15	Madilyn Dogs	G	18:25	1-1	0-0	2-4	0	4	4	1	2	4	2	2	1	0	0	-10
34	Alejandra Zuniga	G	33:46	6-14	1-5	2-2	3	1	4	1	7	15	0	2	0	0	2	-30
23	Mackenzie Wright-Rawls		06:39	0-0	0-0	0-0	0	0	0	1	0	0	1	0	0	0	0	-10
22	Reese Vaughan		14:21	1-3	0-0	0-0	0	0	0	1	2	2	1	2	0	0	0	-22
32	Lilly Anderson		11:10	0-1	0-0	1-2	2	1	3	0	1	1	1	2	0	0	0	-13
25	Avery O'Roke		03:16	0-1	0-0	0-0	0	0	0	0	0	0	0	0	0	0	1	-9
5	Audrey Kormann		04:57	1-3	0-0	0-2	0	2	2	4	1	2	0	1	0	0	1	-14
13	Kiana Brereton		05:44	0-0	0-0	0-0	0	1	1	0	1	0	0	0	1	0	0	-10
10	Marissa Gingrich		07:54	0-1	0-1	0-0	0	0	0	1	0	0	0	1	0	0	0	-15
55	Angelina Banas		01:29	0-0	0-0	0-0	0	0	0	0	0	0	0	0	0	0	0	-4
Team							2	1	3			0		1				
Totals				17-54	2-13	7-14	12	14	26	14	20	43	11	16	4	3	7	-44

Technical Fouls::NONE

Shooting By Period		
1st FG%	5-18	27.8%
3PT%	0-5	0.0%
FT%	2-2	100%
2nd FG%	3-10	30.0%
3PT%	1-1	100.0%
FT%	3-6	50%
3rd FG%	7-16	43.8%
3PT%	1-4	25.0%
FT%	2-4	50%
4th FG%	2-10	20.0%
3PT%	0-3	0.0%
FT%	0-2	0%
GM FG%	17-54	31.5%
3PT%	2-13	15.4%
FT%	7-14	50.0%

Dead Ball Rebounds: 3, 0

Miami (FL) - 87 Record: 7-0

NO.	Name		Min	FG M-A	3P M-A	FT M-A	Rebounds OR	DR	TOT	Fouls PF	FD	TP	AS	TO	ST	Blocks BS	BA	+/-
44	Kyla Oldacre	C	17:31	4-6	0-0	1-1	2	3	5	3	2	9	1	2	1	1	1	14
4	Jasmyne Roberts	G	23:20	4-7	0-1	4-4	0	7	7	3	3	12	1	2	3	0	0	23
5	Jaida Patrick	G	26:58	5-9	2-3	0-0	0	5	5	2	0	12	3	1	3	1	0	31
13	Lashae Dwyer	G	26:18	5-10	0-3	0-0	1	3	4	2	0	10	2	2	0	1	0	27
30	Shayeann Day-Wilson	G	27:10	3-4	2-2	2-2	0	1	1	2	1	10	8	1	1	0	0	28
32	Lazaria Spearman		19:49	3-4	0-0	2-4	1	3	4	2	5	8	2	1	0	0	1	26
1	Lemyah Hylton		21:31	4-7	2-3	1-3	0	1	1	3	1	11	0	0	2	0	1	19
35	Latasha Lattimore		16:17	4-7	0-1	2-2	3	1	4	0	1	10	1	2	0	2	0	23
21	Ally Stedman		21:07	2-5	1-3	0-2	0	0	0	3	1	5	1	1	0	2	0	29
Team							6	5	11			0		0				
Totals				34-59	7-16	12-18	13	29	42	20	14	87	19	12	10	7	3	44

Technical Fouls::NONE

Shooting By Period		
1st FG%	11-16	68.8%
3PT%	3-5	60.0%
FT%	0-0	0%
2nd FG%	10-19	52.6%
3PT%	1-3	33.3%
FT%	2-2	100%
3rd FG%	5-12	41.7%
3PT%	2-6	33.3%
FT%	4-7	57.1%
4th FG%	8-12	66.7%
3PT%	1-2	50.0%
FT%	6-9	66.7%
GM FG%	34-59	57.6%
3PT%	7-16	43.8%
FT%	12-18	66.7%

Dead Ball Rebounds: 4, 0

	NJIT	MIA
Biggest lead	0 (1st 10:00)	44 (4th 0:51)
Best Scoring Run	5(2nd 7:15)	10(4th 0:51)
Lead Changes	0	
Times Tied	2	
Time with Lead	00:00	38:45

Points from	NJIT	MIA
Turnovers	10	24
Paint	22	44
Second Chance	9	17
Fast Breaks	2	12
Bench	5	34

Period by Period Scoring	1st	2nd	3rd	4th	TOT
NJIT	12	10	17	4	43
MIA	25	23	16	23	87

DePaul - 70 Record: 5-5

NO.	Name		Min	FG M-A	3P M-A	FT M-A	Rebounds OR	DR	TOT	Fouls PF	FD	TP	AS	TO	ST	Blocks BS	BA	+/-
33	Jorie Allen	F	34:38	5-8	0-0	5-5	4	5	9	2	5	15	3	3	2	1	0	-6
0	Katlyn Gilbert	G	27:39	4-13	0-4	1-1	2	7	9	4	2	9	2	1	0	0	0	-16
13	Maeve McErlane	G	29:59	1-6	1-6	0-0	1	0	1	2	1	3	3	0	3	0	0	1
22	Anaya Peoples	G	35:41	6-21	0-3	6-7	4	4	8	5	5	18	3	4	0	1	2	1
23	Michelle Sidor	G	30:36	5-9	4-6	2-2	1	4	5	1	1	16	0	0	1	0	0	-1
5	Brynn Masikewich		05:19	0-1	0-1	0-0	2	1	3	0	0	0	0	0	0	0	0	1
25	Kate Clarke		28:32	3-7	1-5	0-0	1	2	3	2	0	7	1	1	2	0	0	2
12	Jade Edwards		07:36	1-1	0-0	0-0	0	1	1	1	0	2	0	1	1	0	0	-7
Team							0	4	4			0		1				
Totals				25-66	6-25	14-15	15	28	43	17	14	70	12	11	9	2	2	-5

Technical Fouls::NONE

Shooting By Period		
1st FG%	3-18	16.7%
3PT%	1-12	8.3%
FT%	1-1	100%
2nd FG%	6-17	35.3%
3PT%	0-4	0.0%
FT%	5-5	100%
3rd FG%	6-14	42.9%
3PT%	1-2	50.0%
FT%	4-5	80%
4th FG%	10-17	58.8%
3PT%	4-7	57.1%
FT%	4-4	100%
GM FG%	25-66	37.9%
3PT%	6-25	24.0%
FT%	14-15	93.3%

Dead Ball Rebounds: 0, 0

Miami (FL) - 75 Record: 8-0

NO.	Name		Min	FG M-A	3P M-A	FT M-A	Rebounds OR	DR	TOT	Fouls PF	FD	TP	AS	TO	ST	Blocks BS	BA	+/-
44	Kyla Oldacre	C	18:01	5-6	0-0	0-4	3	4	7	3	3	10	1	0	0	0	0	0
4	Jasmyne Roberts	G	33:10	6-12	1-2	3-5	2	5	7	2	3	16	1	2	3	0	0	-1
5	Jaida Patrick	G	30:24	6-11	2-5	1-2	2	3	5	3	1	15	2	2	0	1	0	-6
13	Lashae Dwyer	G	14:55	2-7	1-2	1-2	1	3	4	1	2	6	2	0	1	0	1	12
30	Shayeann Day-Wilson	G	35:22	4-11	1-6	3-5	1	4	5	2	4	12	2	2	0	0	0	9
1	Lemyah Hylton		27:39	4-11	3-7	0-0	1	0	1	0	2	11	2	0	1	0	0	16
32	Lazaria Spearman		12:43	0-3	0-0	1-2	2	3	5	1	1	1	0	1	0	1	1	-2
12	Ja'Leah Williams		14:43	0-1	0-1	2-2	1	0	1	2	1	2	2	2	0	0	0	-3
35	Latasha Lattimore		09:47	1-2	0-1	0-0	0	2	2	0	0	2	0	0	0	0	0	6
21	Ally Stedman		03:16	0-1	0-1	0-0	0	0	0	0	0	0	0	0	1	0	0	-6
Team							2	3	5			0		0				
Totals				28-65	8-25	11-22	15	27	42	14	17	75	12	9	6	2	2	5

Technical Fouls::NONE

Shooting By Period		
1st FG%	6-18	33.3%
3PT%	2-7	28.6%
FT%	2-2	100%
2nd FG%	8-15	53.3%
3PT%	4-7	57.1%
FT%	0-1	0%
3rd FG%	6-16	37.5%
3PT%	1-6	16.7%
FT%	2-4	50%
4th FG%	8-16	50.0%
3PT%	1-5	20.0%
FT%	7-15	46.7%
GM FG%	28-65	43.1%
3PT%	8-25	32.0%
FT%	11-22	50.0%

Dead Ball Rebounds: 5, 0

	DEP	MIA
Biggest lead	2 (1st 8:54)	19 (2nd 5:13)
Best Scoring Run	13(3rd 9:02)	10(4th 9:23)
Lead Changes	3	
Times Tied	1	
Time with Lead	00:41	37:24

Points from	DEP	MIA
Turnovers	10	11
Paint	38	34
Second Chance	15	10
Fast Breaks	4	12
Bench	9	16

Period by Period Scoring	1st	2nd	3rd	4th	TOT
DEP	8	17	17	28	70
MIA	16	20	15	24	75

BOX SCORES

Official Basketball Box Score - Final

Miami (FL) at Baylor

12/16/23 Frost Bank Center, San Antonio

2023-24 Women's Basketball

Game Time: 4:00 PM
Game Duration: 1:54
Attendance: 2,279

Officials: Julie Krommenhoek, Eric Brewton, Bruce Morris

Miami (FL) - 57 Record: 8-1

NO.	Name		Min	FG M-A	3P M-A	FT M-A	Rebounds OR	DR	TOT	Fouls PF	FD	TP	AS	TO	ST	Blocks BS	BA	+/-
44	Kyla Oldacre	C	30:04	4-8	0-0	3-4	2	4	6	2	3	11	0	1	1	3	0	0
4	Jasmyne Roberts	G	26:57	2-9	0-3	1-2	1	2	3	2	1	5	0	1	1	1	1	-18
5	Jaida Patrick	G	22:05	2-7	0-1	0-0	0	2	2	2	0	4	0	1	0	0	0	-15
13	Lashae Dwyer	G	17:40	3-5	0-0	0-0	0	1	1	2	2	6	3	1	1	0	0	-12
30	Shayeann Day-Wilson	G	31:53	4-8	0-1	4-4	1	6	7	4	2	12	2	3	1	0	0	-3
12	Ja'Leah Williams		26:07	2-9	0-2	2-2	4	2	6	0	2	6	3	2	1	0	1	-14
32	Lazaria Spearman		04:29	1-3	0-0	0-1	0	2	2	3	2	2	0	1	0	0	0	-5
1	Lemyah Hylton		16:23	0-3	0-3	0-0	1	0	1	1	3	0	0	3	1	0	0	-5
35	Latasha Lattimore		05:27	0-4	0-0	0-0	1	0	1	0	0	0	0	0	0	0	0	-13
21	Ally Stedman		18:55	4-7	3-6	0-0	1	1	2	2	0	11	0	1	1	0	0	-5
Team							3	3	6			0		1				
Totals				22-63	3-16	10-13	14	23	37	18	15	57	8	15	7	4	2	-18

Technical Fouls::NONE

Shooting By Period		
1st FG%	8-17	47.1%
3PT%	0-2	0.0%
FT%	0-1	0%
2nd FG%	5-12	41.7%
3PT%	2-5	40.0%
FT%	5-6	83.3%
3rd FG%	5-12	41.7%
3PT%	1-3	33.3%
FT%	2-2	100%
4th FG%	4-22	18.2%
3PT%	0-6	0.0%
FT%	3-4	75%
GM FG%	22-63	34.9%
3PT%	3-16	18.8%
FT%	10-13	76.9%

Dead Ball Rebounds: 1, 0

Baylor - 75 Record: 9-0

NO.	Name		Min	FG M-A	3P M-A	FT M-A	Rebounds OR	DR	TOT	Fouls PF	FD	TP	AS	TO	ST	Blocks BS	BA	+/-
5	Darianna Littlepage-Buggs	F	28:21	3-10	0-0	0-0	5	8	13	0	1	6	2	0	1	2	2	15
22	Bella Fontleroy	F	30:40	5-9	2-5	1-2	1	4	5	2	2	13	0	1	0	0	0	16
44	Dre'una Edwards	F	23:18	4-9	2-4	0-0	1	6	7	3	0	10	2	3	1	0	0	17
11	Jada Walker	G	30:30	5-6	0-0	4-4	0	1	1	2	7	14	2	5	0	0	1	29
24	Sarah Andrews	G	32:05	5-14	4-7	4-5	2	1	3	0	6	18	6	1	1	0	1	16
2	Yaya Felder		21:15	5-8	2-4	0-0	0	3	3	3	0	12	5	3	0	0	0	4
3	Madison Bartley		04:25	0-0	0-0	0-0	0	0	0	1	1	0	0	0	0	0	0	-1
33	Aijha Blackwell		11:59	1-4	0-0	0-0	1	2	3	3	1	2	0	0	1	0	0	-4
1	Denae Fritz		05:15	0-0	0-0	0-0	0	0	0	0	0	0	0	0	0	0	0	4
4	Jana Van Gytenbeek		05:57	0-1	0-0	0-0	0	0	0	0	0	0	0	0	0	0	0	-7
25	Lety Vasconcelos		06:15	0-0	0-0	0-0	0	2	2	1	0	0	1	0	0	0	0	1
Team							0	2	2			0		1				
Totals				28-61	10-20	9-11	10	29	39	15	18	75	18	14	4	2	4	18

Technical Fouls::NONE

Shooting By Period		
1st FG%	11-16	68.8%
3PT%	1-3	33.3%
FT%	2-2	100%
2nd FG%	9-19	47.4%
3PT%	4-7	57.1%
FT%	2-3	66.7%
3rd FG%	4-16	25.0%
3PT%	2-5	40.0%
FT%	0-0	0%
4th FG%	4-10	40.0%
3PT%	3-5	60.0%
FT%	5-6	83.3%
GM FG%	28-61	45.9%
3PT%	10-20	50.0%
FT%	9-11	81.8%

Dead Ball Rebounds: 2, 0

	Mia	Bay
Biggest lead	2 (1st 9:39)	18 (3rd 1:24)
Best Scoring Run	6(3rd 7:19)	13(1st 1:30)
Lead Changes	3	
Times Tied	3	
Time with Lead	01:34	37:26

Points from	Mia	Bay
Turnovers	7	13
Paint	32	34
Second Chance	2	8
Fast Breaks	6	6
Bench	19	14

Period by Period Scoring	1st	2nd	3rd	4th	TOT
Mia	16	17	13	11	57
Bay	25	24	10	16	75

Official Basketball Box Score - Final

Jackson St. at Miami (FL)

12/20/23 Watsco Center, Coral Gables, Fla.

2023-24 Women's Basketball

Game Time: 7:00 PM
Game Duration: 1:57
Attendance: 2,117

Officials: Jules Gallien, Kevin Sparrock, Jessica Walter

Jackson St. - 52 Record: 5-5

NO.	Name		Min	FG M-A	3P M-A	FT M-A	Rebounds OR	DR	TOT	Fouls PF	FD	TP	AS	TO	ST	Blocks BS	BA	+/-
2	Miya Crump	F	34:45	3-9	0-3	0-1	4	5	9	1	3	6	2	6	2	2	1	-16
15	Angel Jackson	C	28:44	2-4	0-0	0-0	2	1	3	3	1	4	2	1	2	3	0	-12
1	Ti'lan Boler	G	27:03	6-11	3-7	3-3	4	2	6	2	3	18	0	2	0	0	0	-14
10	Keshuna Luckett	G	28:59	2-8	0-2	0-0	3	2	5	3	1	4	4	12	0	1	2	-9
22	Zakiya Mahoney	G	27:16	2-6	0-1	0-0	1	0	1	1	3	4	0	2	1	0	0	-3
21	Daphane White		11:16	2-2	0-0	0-0	0	1	1	1	1	4	1	0	0	0	0	5
30	Hayleigh Breland		18:31	3-7	1-3	2-2	0	1	1	2	2	9	3	3	1	0	0	12
11	Madison Roshelle		09:55	1-2	1-2	0-2	0	2	2	0	2	3	0	1	0	0	0	6
23	Ja'Leah Hickmon		04:05	0-0	0-0	0-0	0	3	3	0	0	0	0	0	0	0	0	-4
0	Taylor Woodhouse		03:25	0-0	0-0	0-0	0	0	0	0	0	0	0	0	0	0	0	0
24	Andriana Avent		06:01	0-3	0-3	0-0	0	0	0	2	0	0	1	0	1	0	0	0
Team							2	5	7			0		1				
Totals				21-52	5-21	5-8	16	22	38	16	16	52	13	28	7	6	3	-7

Technical Fouls: Coach 3rd7:58

Shooting By Period		
1st FG%	6-11	54.5%
3PT%	2-3	66.7%
FT%	0-2	0%
2nd FG%	6-14	42.9%
3PT%	1-7	14.3%
FT%	1-2	50%
3rd FG%	5-13	38.5%
3PT%	1-7	14.3%
FT%	2-2	100%
4th FG%	4-14	28.6%
3PT%	1-4	25.0%
FT%	2-2	100%
GM FG%	21-52	40.4%
3PT%	5-21	23.8%
FT%	5-8	62.5%

Dead Ball Rebounds: 1, 0

Miami (FL) - 59 Record: 9-1

NO.	Name		Min	FG M-A	3P M-A	FT M-A	Rebounds OR	DR	TOT	Fouls PF	FD	TP	AS	TO	ST	Blocks BS	BA	+/-
44	Kyla Oldacre	C	15:11	1-5	0-0	2-2	2	2	4	2	1	4	0	1	2	1	1	5
4	Jasmyne Roberts	G	26:25	3-11	2-4	2-2	3	2	5	3	0	10	1	2	2	0	2	10
5	Jaida Patrick	G	35:21	5-9	2-3	3-4	0	2	2	2	3	15	2	2	5	0	1	5
13	Lashae Dwyer	G	30:18	1-10	1-3	1-2	4	1	5	2	2	4	3	3	1	1	1	5
30	Shayeann Day-Wilson	G	14:10	0-3	0-1	0-0	0	1	1	1	1	0	0	1	0	0	0	-2
12	Ja'Leah Williams		30:23	6-10	0-0	0-0	1	1	2	0	5	12	4	2	7	0	0	9
32	Lazaria Spearman		19:36	4-8	0-0	1-2	3	3	6	2	1	9	1	3	1	0	1	-5
21	Ally Stedman		08:36	1-5	0-3	1-2	0	1	1	2	1	3	0	0	0	0	0	1
35	Latasha Lattimore		07:47	0-1	0-0	2-2	1	0	1	2	1	2	0	2	1	1	0	5
1	Lemyah Hylton		12:13	0-1	0-0	0-0	0	1	1	0	0	0	0	0	0	0	0	2
Team							6	3	9			0		2				
Totals				21-63	5-14	12-16	20	17	37	16	15	59	11	18	19	3	6	7

Technical Fouls::NONE

Shooting By Period		
1st FG%	5-17	29.4%
3PT%	3-4	75.0%
FT%	4-6	66.7%
2nd FG%	4-14	28.6%
3PT%	1-4	25.0%
FT%	2-2	100%
3rd FG%	6-13	46.2%
3PT%	0-4	0.0%
FT%	4-4	100%
4th FG%	6-19	31.6%
3PT%	1-2	50.0%
FT%	2-4	50%
GM FG%	21-63	33.3%
3PT%	5-14	35.7%
FT%	12-16	75.0%

Dead Ball Rebounds: 4, 0

	JSU	MIA
Biggest lead	3 (2nd 1:13)	9 (4th 0:34)
Best Scoring Run	8(1st 2:46)	9(3rd 8:51)
Lead Changes	4	
Times Tied	4	
Time with Lead	02:59	32:20

Points from	JSU	MIA
Turnovers	17	27
Paint	26	28
Second Chance	17	15
Fast Breaks	2	15
Bench	16	26

Period by Period Scoring	1st	2nd	3rd	4th	TOT
JSU	14	14	13	11	52
MIA	17	11	16	15	59

Official Basketball Box Score - Final

Alabama St. at Miami (FL)

12/28/23 Watsco Center, Coral Gables, Fla.

2023-24 Women's Basketball

Game Time: 12:00 PM
Game Duration: 1:53
Attendance: 2,227

Officials: Eric Brewton, Adrienne Gilmore, Kiara Negron

Alabama St. - 36 Record: 0-11

NO.	Name		Min	FG M-A	3P M-A	FT M-A	Rebounds OR	DR	TOT	Fouls PF	FD	TP	AS	TO	ST	Blocks BS	BA	+/-
2	Ryin Tillis	F	19:24	0-3	0-1	0-0	3	0	3	4	0	0	2	3	0	0	0	-18
30	Anaja Hall	C	26:30	6-9	0-1	0-0	0	1	1	4	2	12	1	1	0	2	0	-27
4	DaKiyah Sanders	G	34:51	3-7	2-3	0-0	0	2	2	1	1	8	4	5	2	0	2	-34
23	Che'Mya Carouthers	G	11:07	0-2	0-1	0-0	0	0	0	1	0	0	0	3	0	0	0	-15
24	Whitney Dunn	G	28:30	1-8	1-5	2-2	0	1	1	1	4	5	2	3	3	0	1	-23
42	Camariyana Tavares		09:57	0-1	0-0	0-0	0	1	1	3	0	0	0	3	0	1	0	-11
12	Kristian Jackson		06:33	0-2	0-1	0-0	0	0	0	2	0	0	0	2	0	0	0	-15
15	Ashley Gray		10:41	0-2	0-1	0-0	1	0	1	0	0	0	1	0	1	0	1	-13
7	Summer Hicks		05:14	0-0	0-0	0-0	0	1	1	1	0	0	0	0	0	0	0	-9
5	Solangelei Akridge		21:45	2-4	2-3	0-0	0	0	0	0	1	6	1	1	1	0	0	-31
11	Justina Graham		12:59	0-2	0-0	3-4	0	0	0	2	2	3	0	0	0	0	0	-12
13	Ariana Simmons		02:39	0-0	0-0	0-0	0	0	0	0	0	0	0	1	0	0	0	-5
3	April Hooks		05:55	0-5	0-3	0-0	0	0	0	0	0	0	0	1	0	0	1	-10
0	Alyssa Green-White		03:55	1-3	0-0	0-0	0	0	0	0	0	2	0	0	0	0	0	-2
Team							3	1	4			0		2				
Totals				13-48	5-19	5-6	7	7	14	19	10	36	11	25	7	3	5	-45

Technical Fouls::NONE

Shooting By Period		
1st FG%	5-11	45.5%
3PT%	4-7	57.1%
FT%	0-0	0%
2nd FG%	3-9	33.3%
3PT%	0-1	0.0%
FT%	2-2	100%
3rd FG%	2-16	12.5%
3PT%	0-6	0.0%
FT%	0-0	0%
4th FG%	3-12	25.0%
3PT%	1-5	20.0%
FT%	3-4	75%
GM FG%	13-48	27.1%
3PT%	5-19	26.3%
FT%	5-6	83.3%

Dead Ball Rebounds: 1, 0

Miami (FL) - 81 Record: 10-1

NO.	Name		Min	FG M-A	3P M-A	FT M-A	Rebounds OR	DR	TOT	Fouls PF	FD	TP	AS	TO	ST	Blocks BS	BA	+/-
44	Kyla Oldacre	C	13:49	3-4	0-0	3-4	4	2	6	0	3	9	0	2	1	0	1	25
4	Jasmyne Roberts	G	21:41	3-7	1-3	2-2	1	7	8	0	4	9	2	1	3	0	0	29
5	Jaida Patrick	G	24:24	0-1	0-1	1-2	0	2	2	2	3	1	0	1	2	1	0	23
13	Lashae Dwyer	G	20:54	6-8	1-2	0-0	3	0	3	2	1	13	2	1	3	1	1	29
30	Shayeann Day-Wilson	G	21:46	2-5	0-1	0-0	0	5	5	2	0	4	4	3	0	1	0	29
32	Lazaria Spearman		21:25	6-10	0-0	2-4	6	4	10	2	2	14	0	2	2	1	1	19
12	Ja'Leah Williams		24:08	6-7	1-1	1-2	0	3	3	1	1	14	3	5	1	0	0	31
1	Lemyah Hylton		16:32	1-3	0-2	0-0	2	3	5	0	0	2	0	2	1	0	0	16
35	Latasha Lattimore		16:39	5-8	1-2	2-4	1	0	1	0	3	13	0	2	0	1	0	7
21	Ally Stedman		18:42	0-3	0-2	2-2	0	1	1	1	2	2	4	1	2	0	0	17
Team							2	1	3			0		2				
Totals				32-56	4-14	13-20	19	28	47	10	19	81	15	22	15	5	3	45

Technical Fouls::NONE

Shooting By Period		
1st FG%	2-13	15.4%
3PT%	0-6	0.0%
FT%	2-2	100%
2nd FG%	10-14	71.4%
3PT%	1-3	33.3%
FT%	2-4	50%
3rd FG%	10-12	83.3%
3PT%	2-3	66.7%
FT%	6-8	75%
4th FG%	10-17	58.8%
3PT%	1-2	50.0%
FT%	3-6	50%
GM FG%	32-56	57.1%
3PT%	4-14	28.6%
FT%	13-20	65.0%

Dead Ball Rebounds: 5, 0

	ALST	MIA
Biggest lead	8 (1st 0:19)	47 (4th 0:53)
Best Scoring Run	6(1st 1:57)	21(4th 9:08)
Lead Changes	2	
Times Tied	1	
Time with Lead	14:47	22:51

Points from	ALST	MIA
Turnovers	16	26
Paint	12	50
Second Chance	2	21
Fast Breaks	2	19
Bench	11	45

Period by Period Scoring	1st	2nd	3rd	4th	TOT
ALST	14	8	4	10	36
MIA	6	23	28	24	81

Official Basketball Box Score - Final

Louisville at Miami (FL)

12/31/23 Watsco Center, Coral Gables, Fla.

2023-24 Women's Basketball

Game Time: 4:00 PM
Game Duration: 2:01
Attendance: 2,120

Officials: Joseph Vasziy, Karen Preato, Ed Sidlasky

Louisville - 77 Record: 12-2 (1-0)

NO.	Name		Min	FG M-A	3P M-A	FT M-A	Rebounds OR	DR	TOT	Fouls PF	FD	TP	AS	TO	ST	Blocks BS	BA	+/-
2	Nyla Harris	F	35:25	5-11	0-0	3-5	5	7	12	3	9	13	1	3	2	0	1	12
44	Olivia Cochran	F	33:33	4-7	0-0	3-3	3	4	7	3	4	11	1	1	2	2	0	9
1	Sydney Taylor	G	14:43	1-6	0-3	0-0	0	1	1	2	0	2	2	3	0	0	0	-4
12	Kiki Jefferson	G	28:09	4-8	0-1	4-4	3	3	6	1	5	12	2	6	2	1	0	8
15	Nina Rickards	G	25:36	2-5	0-0	0-0	0	4	4	1	0	4	4	1	1	0	0	1
13	Merissah Russell		13:38	3-3	3-3	3-4	0	0	0	2	3	12	0	2	2	0	0	6
30	Jayda Curry		29:27	7-12	2-2	3-5	0	0	0	3	2	19	2	3	0	0	1	5
11	Elif Istanbulluoglu		07:19	0-0	0-0	0-0	0	0	0	2	0	0	0	0	0	0	0	-8
24	Eylia Love		12:09	2-4	0-0	0-0	1	1	2	1	0	4	0	3	0	0	1	-4
23	Alexia Mobley		00:03	0-0	0-0	0-0	0	0	0	0	0	0	0	0	0	0	0	0
Team							1	1	2			0		0				
Totals				28-56	5-9	16-21	13	21	34	18	23	77	12	22	9	3	3	5

Technical Fouls::NONE

Shooting By Period		
1st FG%	8-14	57.1%
3PT%	0-0	0.0%
FT%	4-5	80%
2nd FG%	7-14	50.0%
3PT%	1-3	33.3%
FT%	2-3	66.7%
3rd FG%	8-17	47.1%
3PT%	1-2	50.0%
FT%	4-5	80%
4th FG%	5-11	45.5%
3PT%	3-4	75.0%
FT%	6-8	75%
GM FG%	28-56	50.0%
3PT%	5-9	55.6%
FT%	16-21	76.2%

Dead Ball Rebounds: 3, 0

Miami (FL) - 72 Record: 10-2 (0-1)

NO.	Name		Min	FG M-A	3P M-A	FT M-A	Rebounds OR	DR	TOT	Fouls PF	FD	TP	AS	TO	ST	Blocks BS	BA	+/-
44	Kyla Oldacre	C	12:49	0-0	0-0	2-2	0	2	2	4	2	2	1	0	0	0	0	2
4	Jasmyne Roberts	G	36:46	5-12	0-4	0-0	1	2	3	2	3	10	1	3	3	0	1	-6
5	Jaida Patrick	G	16:28	3-5	2-3	1-1	1	1	2	1	1	9	2	2	1	0	0	0
13	Lashae Dwyer	G	23:37	3-5	1-2	3-4	0	0	0	3	3	10	1	3	1	0	1	-7
30	Shayeann Day-Wilson	G	32:16	4-10	1-3	1-2	1	0	1	4	1	10	2	1	1	0	0	2
32	Lazaria Spearman		19:20	2-4	0-1	0-0	2	4	6	4	1	4	0	3	0	0	0	-3
12	Ja'Leah Williams		24:34	3-7	1-1	4-6	1	2	3	2	4	11	3	6	3	1	0	-6
1	Lemyah Hylton		17:47	5-8	2-4	0-1	2	1	3	2	2	12	2	1	1	0	0	1
35	Latasha Lattimore		10:48	1-2	0-0	0-0	0	2	2	1	0	2	1	0	0	2	1	-1
21	Ally Stedman		05:35	1-2	0-0	0-0	0	0	0	0	1	2	0	0	0	0	0	-7
Team							2	3	5			0		1				
Totals				27-55	7-18	11-16	10	17	27	23	18	72	13	20	10	3	3	-5

Technical Fouls::NONE

Shooting By Period		
1st FG%	9-16	56.3%
3PT%	2-4	50.0%
FT%	3-5	60%
2nd FG%	6-13	46.2%
3PT%	0-3	0.0%
FT%	2-4	50%
3rd FG%	8-15	53.3%
3PT%	3-6	50.0%
FT%	1-1	100%
4th FG%	4-11	36.4%
3PT%	2-5	40.0%
FT%	5-6	83.3%
GM FG%	27-55	49.1%
3PT%	7-18	38.9%
FT%	11-16	68.8%

Dead Ball Rebounds: 2, 0

	LOU	MIA
Biggest lead	5 (3rd 4:25)	7 (2nd 8:26)
Best Scoring Run	8(2nd 6:54)	5(1st 1:07)
Lead Changes	17	
Times Tied	12	
Time with Lead	12:39	20:59

Points from	LOU	MIA
Turnovers	17	20
Paint	38	36
Second Chance	12	9
Fast Breaks	7	5
Bench	35	31

Period by Period Scoring	1st	2nd	3rd	4th	TOT
LOU	20	17	21	19	77
MIA	23	14	20	15	72

BOX SCORES

Official Basketball Box Score - Final
Miami (FL) at Boston College
01/04/24 Conte Forum, Boston
2023-24 Women's Basketball

Game Time: 7:00 PM
Game Duration: 2:05
Attendance: 819

Officials: Dee Katner, Fatou Cissoko-Stephens, Jules Gallien

Miami (FL) - 64 Record: 10-3 (0-2)

NO.	Name		Min	FG M-A	3P M-A	FT M-A	Rebounds OR	DR	TOT	Fouls PF	FD	TP	AS	TO	ST	Blocks BS	BA	+/-
44	Kyla Oldacre	C	27:54	5-10	0-0	1-1	6	3	9	0	3	11	1	1	2	3	1	-4
4	Jasmyne Roberts	G	25:45	3-6	0-0	3-3	1	3	4	4	2	9	0	3	0	0	0	-3
5	Jaida Patrick	G	32:07	5-12	1-5	0-0	0	5	5	2	1	11	2	2	3	1	0	-12
13	Lashae Dwyer	G	20:22	2-5	0-1	2-2	0	2	2	1	2	6	3	2	4	0	1	1
30	Shayeann Day-Wilson	G	19:09	2-7	1-2	0-0	1	1	2	2	1	5	1	3	1	0	1	-12
1	Lemyah Hylton		22:48	3-8	0-2	1-1	1	2	3	3	1	7	0	4	0	0	0	-3
12	Ja'Leah Williams		24:29	4-8	1-2	1-3	1	1	2	3	3	10	2	3	2	0	1	11
32	Lazaria Spearman		11:24	1-2	0-0	0-0	0	1	1	3	1	2	0	2	1	0	0	1
21	Ally Stedman		11:42	1-6	0-3	0-0	0	0	0	0	0	2	1	0	1	0	0	-1
35	Latasha Lattimore		04:21	0-0	0-0	1-2	0	0	0	0	1	1	0	0	0	0	0	-8
Team							3	3	6			0		0				
Totals				26-64	3-15	9-12	13	21	34	18	15	64	10	20	14	4	4	-6

Technical Fouls::NONE

Shooting By Period		
1st FG%	5-14	35.7%
3PT%	0-3	0.0%
FT%	2-3	66.7%
2nd FG%	9-15	60.0%
3PT%	2-5	40.0%
FT%	3-3	100%
3rd FG%	5-18	27.8%
3PT%	0-3	0.0%
FT%	2-3	66.7%
4th FG%	7-17	41.2%
3PT%	1-4	25.0%
FT%	2-3	66.7%
GM FG%	26-64	40.6%
3PT%	3-15	20.0%
FT%	9-12	75.0%

Dead Ball Rebounds: 1, 0

Boston College - 70 Record: 9-6 (1-1)

NO.	Name		Min	FG M-A	3P M-A	FT M-A	Rebounds OR	DR	TOT	Fouls PF	FD	TP	AS	TO	ST	Blocks BS	BA	+/-
32	Teya Sidberry	F	37:01	6-15	1-5	3-4	3	5	8	1	6	16	1	4	3	2	2	13
2	Kaylah Ivey	G	32:52	3-6	2-4	0-0	0	1	1	2	0	8	7	3	2	0	0	9
21	Andrea Daley	G	28:29	7-10	2-2	1-1	4	4	8	2	3	17	2	9	1	0	1	9
24	Dontavia Waggoner	G	35:17	5-12	1-1	1-2	4	5	9	2	2	12	2	2	3	2	1	3
30	T'yana Todd	G	37:15	4-9	2-5	3-5	1	2	3	1	4	13	2	5	2	0	0	9
4	JoJo Lacey		16:48	1-5	0-3	0-0	0	3	3	2	2	2	0	0	0	0	0	-6
16	Lili Krasovec		02:59	0-1	0-0	0-0	0	0	0	1	0	0	0	0	0	0	0	-7
0	Nene Ndiaye		03:34	0-0	0-0	2-2	0	2	2	2	1	2	0	0	1	0	0	-1
1	JaKayla Thompson		00:54	0-0	0-0	0-0	0	0	0	1	0	0	0	0	0	0	0	-4
14	Kayla Lezama		04:51	0-0	0-0	0-0	0	0	0	1	0	0	0	0	1	0	0	5
Team							1	5	6			0		2				
Totals				26-58	8-20	10-14	13	27	40	15	18	70	14	25	13	4	4	6

Technical Fouls::NONE

Shooting By Period		
1st FG%	6-15	40.0%
3PT%	2-3	66.7%
FT%	0-1	0%
2nd FG%	8-18	44.4%
3PT%	1-6	16.7%
FT%	4-6	66.7%
3rd FG%	5-15	33.3%
3PT%	2-6	33.3%
FT%	3-3	100%
4th FG%	7-10	70.0%
3PT%	3-5	60.0%
FT%	3-4	75%
GM FG%	26-58	44.8%
3PT%	8-20	40.0%
FT%	10-14	71.4%

Dead Ball Rebounds: 2, 0

	MIAMI	BCE
Biggest lead	7 (2nd 7:38)	8 (4th 6:48)
Best Scoring Run	7(3rd 4:16)	8(3rd 6:52)
Lead Changes	8	
Times Tied	3	
Time with Lead	12:00	24:50

Points from	MIAMI	BCE
Turnovers	22	22
Paint	44	32
Second Chance	13	11
Fast Breaks	14	18
Bench	22	4

Period by Period Scoring	1st	2nd	3rd	4th	TOT
MIAMI	12	23	12	17	64
BCE	14	21	15	20	70

Official Basketball Box Score - Final
Wake Forest at Miami (FL)
01/07/24 Watsco Center, Coral Gables, Fla.
2023-24 Women's Basketball

Game Time: 2:00 PM
Game Duration: 1:41
Attendance: 2,269

Officials: Denise Brooks, Bruce Morris, Courtney Robinson

Wake Forest - 47 Record: 4-11 (0-3)

NO.	Name		Min	FG M-A	3P M-A	FT M-A	Rebounds OR	DR	TOT	Fouls PF	FD	TP	AS	TO	ST	Blocks BS	BA	+/-
5	Malaya Cowles	F	21:34	2-5	0-1	0-0	1	2	3	2	0	4	1	2	0	1	1	-28
2	Kaia Harrison	G	28:48	3-6	0-0	3-4	1	1	2	1	5	9	5	1	2	0	1	-16
11	Raegyn Conley	G	25:43	2-6	1-1	0-0	0	2	2	3	1	5	1	3	0	0	4	-14
12	Kate Deeble	G	26:57	0-7	0-3	0-0	0	3	3	3	2	0	3	1	1	0	1	-20
32	Alexandria Scruggs	G	28:16	5-13	0-1	1-1	1	8	9	3	2	11	0	1	0	1	4	-16
22	Madisyn Jordan		21:60	3-7	2-5	1-2	1	2	3	2	1	9	0	2	2	0	1	-14
0	Alyssa Andrews		22:11	1-6	1-4	1-2	0	2	2	0	1	4	0	0	1	0	0	-8
21	Elise Williams		05:49	0-1	0-0	0-0	0	0	0	0	0	0	1	2	0	0	1	-9
14	Rylie Theuerkauf		09:54	1-4	1-3	2-2	0	0	0	0	3	5	0	2	0	0	0	-13
4	Aliah McWhorter		04:30	0-0	0-0	0-0	0	1	1	0	0	0	1	0	0	0	0	-5
1	Makela Quimby		04:19	0-1	0-1	0-0	0	1	1	0	0	0	0	4	0	0	0	-7
Team							8	1	9			0		1				
Totals				17-56	5-19	8-11	12	23	35	14	15	47	12	19	6	2	13	-30

Technical Fouls::NONE

Shooting By Period		
1st FG%	4-14	28.6%
3PT%	1-3	33.3%
FT%	0-0	0%
2nd FG%	6-17	35.3%
3PT%	2-7	28.6%
FT%	3-5	60%
3rd FG%	5-13	38.5%
3PT%	1-4	25.0%
FT%	0-0	0%
4th FG%	2-12	16.7%
3PT%	1-5	20.0%
FT%	5-6	83.3%
GM FG%	17-56	30.4%
3PT%	5-19	26.3%
FT%	8-11	72.7%

Dead Ball Rebounds: 3, 0

Miami (FL) - 77 Record: 11-3 (1-2)

NO.	Name		Min	FG M-A	3P M-A	FT M-A	Rebounds OR	DR	TOT	Fouls PF	FD	TP	AS	TO	ST	Blocks BS	BA	+/-
44	Kyla Oldacre	C	24:45	2-3	0-0	2-4	2	6	8	2	4	6	1	2	1	6	0	24
4	Jasmyne Roberts	G	28:46	9-11	1-1	2-2	3	2	5	2	4	21	2	1	3	0	0	32
5	Jaida Patrick	G	25:33	3-9	1-5	0-0	1	3	4	2	0	7	2	1	3	1	0	21
12	Ja'Leah Williams	G	27:27	2-6	0-2	0-0	2	3	5	2	1	4	5	1	1	0	1	21
30	Shayeann Day-Wilson	G	30:12	3-9	3-6	0-0	0	1	1	1	1	9	3	0	0	1	1	29
1	Lemyah Hylton		19:28	4-7	3-3	0-0	1	2	3	1	1	11	1	1	0	0	0	4
35	Latasha Lattimore		13:52	3-5	0-0	2-4	1	2	3	0	3	8	1	0	0	5	0	11
13	Lashae Dwyer		16:53	4-10	1-2	0-0	0	1	1	1	0	9	2	3	3	0	0	3
32	Lazaria Spearman		01:20	0-0	0-0	0-0	0	0	0	2	0	0	0	0	0	0	0	-5
21	Ally Stedman		11:44	1-3	0-2	0-0	0	2	2	2	0	2	0	3	2	0	0	10
Team							2	5	7			0		0				
Totals				31-63	9-21	6-10	12	27	39	15	14	77	17	12	13	13	2	30

Technical Fouls::NONE

Shooting By Period		
1st FG%	8-16	50.0%
3PT%	3-5	60.0%
FT%	1-1	100%
2nd FG%	6-16	37.5%
3PT%	1-4	25.0%
FT%	1-2	50%
3rd FG%	10-16	62.5%
3PT%	2-5	40.0%
FT%	2-4	50%
4th FG%	7-15	46.7%
3PT%	3-7	42.9%
FT%	2-3	66.7%
GM FG%	31-63	49.2%
3PT%	9-21	42.9%
FT%	6-10	60.0%

Dead Ball Rebounds: 1, 0

	WAKE	MIA
Biggest lead	0 (1st 10:00)	32 (4th 0:28)
Best Scoring Run	8(2nd 6:55)	11(3rd 4:55)
Lead Changes	0	
Times Tied	0	
Time with Lead	00:00	39:39

Points from	WAKE	MIA
Turnovers	6	29
Paint	22	32
Second Chance	3	16
Fast Breaks	1	12
Bench	18	30

Period by Period Scoring	1st	2nd	3rd	4th	TOT
WAKE	9	17	11	10	47
MIA	20	14	24	19	77

Official Basketball Box Score - Final
Miami at Virginia Tech
01/11/24 Cassell Coliseum, Blacksburg, Va.
2023-24 Women's Basketball

Game Time: 8:02 PM
Game Duration: 1:50
Attendance: 4,672

Officials: Maj Forsberg, Billy Smith, Tom Danaher

Miami - 52 Record: 11-4 (1-3)

NO.	Name		Min	FG M-A	3P M-A	FT M-A	Rebounds OR	DR	TOT	Fouls PF	FD	TP	AS	TO	ST	Blocks BS	BA	+/-
44	Kyla Oldacre	C	14:53	1-2	0-0	0-0	1	1	2	2	0	2	1	2	0	1	0	-20
4	Jasmyne Roberts	G	24:18	4-10	1-2	0-0	2	2	4	0	0	9	0	3	0	0	0	-20
5	Jaida Patrick	G	23:17	0-8	0-2	0-0	0	4	4	3	0	0	1	2	1	0	0	-18
12	Ja'Leah Williams	G	33:16	5-8	0-1	0-1	0	8	8	2	1	10	2	2	0	0	0	-18
30	Shayeann Day-Wilson	G	28:40	6-11	2-6	5-6	0	2	2	2	4	19	4	1	0	0	0	-18
35	Latasha Lattimore		11:02	1-3	0-0	0-0	1	1	2	2	1	2	0	2	0	2	0	4
1	Lemyah Hylton		16:47	0-3	0-2	0-0	0	3	3	2	0	0	0	1	0	0	0	-2
13	Lashae Dwyer		23:57	4-8	0-1	0-0	3	3	6	3	1	8	2	1	5	0	0	-16
32	Lazaria Spearman		07:32	1-3	0-0	0-1	2	0	2	5	2	2	0	1	0	1	0	1
21	Ally Stedman		16:18	0-5	0-4	0-0	0	0	0	1	0	0	0	1	0	0	0	-13
Team							3	2	5			0		1				
Totals				22-61	3-18	5-8	12	26	38	22	9	52	10	17	6	4	0	-24

Technical Fouls: Spearman 3rd3:17Dwyer 4th9:08

Shooting By Period		
1st FG%	6-15	40.0%
3PT%	1-4	25.0%
FT%	1-3	33.3%
2nd FG%	5-12	41.7%
3PT%	0-5	0.0%
FT%	0-0	0%
3rd FG%	6-19	31.6%
3PT%	1-5	20.0%
FT%	2-2	100%
4th FG%	5-15	33.3%
3PT%	1-4	25.0%
FT%	2-3	66.7%
GM FG%	22-61	36.1%
3PT%	3-18	16.7%
FT%	5-8	62.5%

Dead Ball Rebounds: 1, 0

Virginia Tech - 76 Record: 13-2 (4-0)

NO.	Name		Min	FG M-A	3P M-A	FT M-A	Rebounds OR	DR	TOT	Fouls PF	FD	TP	AS	TO	ST	Blocks BS	BA	+/-
4	Rose Micheaux	F	06:41	0-1	0-0	3-4	2	2	4	0	2	3	1	0	0	0	0	3
33	Elizabeth Kitley	C	33:50	11-19	1-1	8-10	3	8	11	2	7	31	1	4	1	0	1	24
5	Georgia Amoore	G	34:13	4-13	2-10	6-7	0	3	3	1	6	16	6	7	2	0	0	25
11	Matilda Ekh	G	23:38	4-7	4-7	0-0	0	1	1	0	0	12	1	0	0	0	0	23
22	Cayla King	G	26:43	1-4	1-4	0-0	0	5	5	2	1	3	2	0	1	0	0	7
10	Carys Baker		12:32	0-1	0-1	0-0	0	2	2	0	1	0	0	0	0	0	0	4
1	Carleigh Wenzel		30:29	1-6	0-2	2-2	0	3	3	1	2	4	4	1	2	0	1	21
20	Olivia Summiel		16:36	2-4	1-1	0-0	2	1	3	1	1	5	0	0	0	0	0	9
12	Samyha Suffren		04:57	0-1	0-0	0-0	0	0	0	1	0	0	1	0	0	0	0	-4
13	Clara Strack		10:21	1-5	0-0	0-0	4	1	5	1	0	2	2	0	0	0	2	8
Team							1	3	4			0		0				
Totals				24-61	9-26	19-23	12	29	41	9	20	76	18	12	6	0	4	24

Technical Fouls::NONE

Shooting By Period		
1st FG%	4-19	21.1%
3PT%	0-8	0.0%
FT%	6-8	75%
2nd FG%	11-17	64.7%
3PT%	3-5	60.0%
FT%	1-1	100%
3rd FG%	3-11	27.3%
3PT%	3-8	37.5%
FT%	8-10	80%
4th FG%	6-14	42.9%
3PT%	3-5	60.0%
FT%	4-4	100%
GM FG%	24-61	39.3%
3PT%	9-26	34.6%
FT%	19-23	82.6%

Dead Ball Rebounds: 3, 0

	Canes	Hokies
Biggest lead	3 (1st 2:22)	29 (4th 1:30)
Best Scoring Run	5(4th 0:02)	15(2nd 2:36)
Lead Changes	9	
Times Tied	7	
Time with Lead	05:04	29:34

Points from	Canes	Hokies
Turnovers	10	18
Paint	30	18
Second Chance	10	10
Fast Breaks	8	6
Bench	12	11

Period by Period Scoring	1st	2nd	3rd	4th	TOT
Canes	14	10	15	13	52
Hokies	14	26	17	19	76

Game Notes:3:15 (3rd) - Unsportsmanlike Foul - Miami #32 ♦ 9:08 (4th) - Intenional/Unsportsmanlike Foul - Miami #13 ♦

Miami (FL) - 59 Record: 11-5 (1-4)

NO.	Name		Min	FG M-A	3P M-A	FT M-A	Rebounds OR	DR	TOT	Fouls PF	FD	TP	AS	TO	ST	Blocks BS	BA	+/-
44	Kyla Oldacre	C	16:04	1-3	0-0	0-0	1	4	5	4	1	2	0	2	0	1	0	3
4	Jasmyne Roberts	G	15:09	1-3	0-1	0-0	2	4	6	1	2	2	3	4	0	1	0	-4
5	Jaida Patrick	G	27:54	5-11	2-6	3-3	0	6	6	1	3	15	1	5	2	1	1	-2
12	Ja'Leah Williams	G	29:51	3-3	0-0	0-0	1	2	3	4	1	6	0	1	2	0	0	-12
30	Shayeann Day-Wilson	G	30:45	5-12	1-6	0-0	1	1	2	5	1	11	3	2	1	0	1	-11
32	Lazaria Spearman		17:48	2-6	0-0	3-6	2	7	9	2	3	7	0	4	0	1	2	-2
13	Lashae Dwyer		23:23	4-7	0-1	1-2	0	0	0	5	1	9	2	3	0	0	0	0
35	Latasha Lattimore		12:11	0-1	0-0	0-0	2	3	5	2	0	0	2	1	0	2	0	-13
1	Lemyah Hylton		21:33	3-11	1-6	0-0	1	1	2	0	0	7	0	2	0	0	1	-23
21	Ally Stedman		05:23	0-2	0-2	0-0	0	0	0	0	0	0	1	2	0	0	0	9
Team							3	0	3			0		0				
Totals				24-59	4-22	7-11	13	28	41	24	12	59	12	26	5	6	5	-11

Technical Fouls::NONE

Shooting By Period		
1st FG%	6-15	40.0%
3PT%	1-4	25.0%
FT%	0-0	0%
2nd FG%	4-14	28.6%
3PT%	1-8	12.5%
FT%	2-4	50%
3rd FG%	5-13	38.5%
3PT%	0-2	0.0%
FT%	1-2	50%
4th FG%	9-17	52.9%
3PT%	2-8	25.0%
FT%	4-5	80%
GM FG%	24-59	40.7%
3PT%	4-22	18.2%
FT%	7-11	63.6%

Dead Ball Rebounds: 0, 0

Notre Dame - 70 Record: 12-3 (3-2)

NO.	Name		Min	FG M-A	3P M-A	FT M-A	Rebounds OR	DR	TOT	Fouls PF	FD	TP	AS	TO	ST	Blocks BS	BA	+/-
21	Maddy Westbeld	F	37:56	2-14	0-1	1-1	3	3	6	4	2	5	4	6	4	1	1	5
22	Kylee Watson	F	24:36	0-4	0-0	0-0	3	2	5	3	2	0	1	2	0	4	1	9
3	Hannah Hidalgo	G	38:32	9-19	2-5	5-7	0	7	7	2	7	25	2	6	7	0	0	8
11	Sonia Citron	G	32:07	4-9	3-5	4-4	0	4	4	0	4	15	1	1	1	0	1	5
13	Anna DeWolfe	G	31:36	2-6	0-2	5-5	0	0	0	0	4	9	4	1	2	0	1	15
15	Natalija Marshall		11:12	3-6	0-0	0-0	3	0	3	3	0	6	0	0	1	0	1	4
14	KK Bransford		24:00	3-7	0-0	4-5	2	6	8	0	5	10	0	1	0	0	1	9
Team							4	4	8			0		0				
Totals				23-65	5-13	19-22	15	26	41	12	24	70	12	17	15	5	6	11

Technical Fouls::NONE

Shooting By Period		
1st FG%	6-21	28.6%
3PT%	1-4	25.0%
FT%	2-2	100%
2nd FG%	9-17	52.9%
3PT%	2-3	66.7%
FT%	5-8	62.5%
3rd FG%	4-17	23.5%
3PT%	1-3	33.3%
FT%	4-4	100%
4th FG%	4-10	40.0%
3PT%	1-3	33.3%
FT%	8-8	100%
GM FG%	23-65	35.4%
3PT%	5-13	38.5%
FT%	19-22	86.4%

Dead Ball Rebounds: 2, 0

	MIA	UND
Biggest lead	5 (1st 7:18)	23 (4th 9:26)
Best Scoring Run	9(4th 6:37)	11(4th 9:26)
Lead Changes	3	
Times Tied	3	
Time with Lead	04:22	32:10

Points from	MIA	UND
Turnovers	15	31
Paint	36	26
Second Chance	12	8
Fast Breaks	17	16
Bench	23	16

Period by Period Scoring	1st	2nd	3rd	4th	TOT
MIA	13	11	11	24	59
UND	15	25	13	17	70

BOX SCORES

Official Basketball Box Score - Final
#4 NC State at Miami (FL)
01/18/24 Watsco Center, Coral Gables, Fla.
2023-24 Women's Basketball

Game Time: 6:00 PM
Game Duration: 1:49
Attendance: 2,366

Officials: Rod Creech, Mark Resch, Toni Patillo

#4 NC State - 59 Record: 15-2 (3-2)

NO.	Name		Min	FG M-A	3P M-A	FT M-A	Rebounds OR	DR	TOT	Fouls PF	FD	TP	AS	TO	ST	Blocks BS	BA	+/-
2	Mimi Collins	F	37:43	5-11	2-3	6-8	4	2	6	2	6	18	1	1	0	1	0	-15
10	Aziaha James	G	29:02	2-16	0-6	2-2	2	0	2	3	3	6	2	1	2	0	0	-10
21	Madison Hayes	G	32:54	2-9	0-2	0-0	6	2	8	0	0	4	0	2	2	0	1	-20
22	Saniya Rivers	G	38:00	5-14	2-7	5-5	1	5	6	1	5	17	3	7	2	1	1	-15
35	Zoe Brooks	G	37:11	4-11	2-3	4-4	3	2	5	3	3	14	0	4	1	1	1	-13
24	Laci Steele		13:23	0-3	0-2	0-0	0	1	1	0	0	0	3	0	0	0	0	-2
11	Maddie Cox		09:30	0-0	0-0	0-0	0	3	3	1	0	0	0	0	0	1	0	4
15	Lizzy Williamson		02:17	0-0	0-0	0-0	1	0	1	0	0	0	0	0	0	0	0	1
Team							4	2	6			0		1				
Totals				18-64	6-23	17-19	21	17	38	10	17	59	9	16	7	4	3	-14

Technical Fouls::NONE

Shooting By Period		
1st FG%	4-20	20.0%
3PT%	2-6	33.3%
FT%	0-1	0%
2nd FG%	8-18	44.4%
3PT%	3-6	50.0%
FT%	3-3	100%
3rd FG%	3-14	21.4%
3PT%	0-6	0.0%
FT%	5-6	83.3%
4th FG%	3-12	25.0%
3PT%	1-5	20.0%
FT%	9-9	100%
GM FG%	18-64	28.1%
3PT%	6-23	26.1%
FT%	17-19	89.5%

Dead Ball Rebounds: 1, 0

Miami (FL) - 73 Record: 12-5 (2-4)

NO.	Name		Min	FG M-A	3P M-A	FT M-A	Rebounds OR	DR	TOT	Fouls PF	FD	TP	AS	TO	ST	Blocks BS	BA	+/-
44	Kyla Oldacre	C	15:31	0-0	0-0	0-0	0	1	1	5	0	0	2	3	0	1	0	2
4	Jasmyne Roberts	G	35:54	7-14	2-5	2-2	0	5	5	2	2	18	1	2	4	0	0	10
5	Jaida Patrick	G	30:14	3-6	0-2	0-0	1	3	4	2	0	6	1	2	1	0	1	16
12	Ja'Leah Williams	G	32:39	1-4	1-1	0-0	1	4	5	1	0	3	5	1	0	0	2	18
30	Shayeann Day-Wilson	G	29:30	7-14	3-7	1-1	0	1	1	0	1	18	3	2	3	0	0	8
35	Latasha Lattimore		06:54	0-0	0-0	0-0	1	3	4	0	0	0	1	1	0	2	0	4
1	Lemyah Hylton		01:53	0-1	0-0	0-0	0	0	0	0	0	0	0	0	0	0	0	2
32	Lazaria Spearman		14:36	4-5	0-0	2-4	2	6	8	4	5	10	0	2	1	0	0	3
13	Lashae Dwyer		26:26	8-12	2-3	0-1	3	3	6	2	2	18	2	2	2	0	1	9
21	Ally Stedman		06:24	0-0	0-0	0-0	0	0	0	1	0	0	0	0	0	0	0	-2
Team							3	0	3			0		3				
Totals				30-56	8-18	5-8	11	26	37	17	10	73	15	18	11	3	4	14

Technical Fouls::NONE

Shooting By Period		
1st FG%	9-12	75.0%
3PT%	3-4	75.0%
FT%	0-2	0%
2nd FG%	10-20	50.0%
3PT%	1-6	16.7%
FT%	1-1	100%
3rd FG%	3-11	27.3%
3PT%	2-5	40.0%
FT%	0-1	0%
4th FG%	8-13	61.5%
3PT%	2-3	66.7%
FT%	4-4	100%
GM FG%	30-56	53.6%
3PT%	8-18	44.4%
FT%	5-8	62.5%

Dead Ball Rebounds: 1, 0

	NCS	MIA
Biggest lead	1 (1st 9:32)	19 (4th 1:18)
Best Scoring Run	7(3rd 5:57)	12(2nd 9:01)
Lead Changes	4	
Times Tied	0	
Time with Lead	01:38	38:17

Points from	NCS	MIA
Turnovers	15	22
Paint	16	38
Second Chance	15	12
Fast Breaks	6	10
Bench	0	28

Period by Period Scoring	1st	2nd	3rd	4th	TOT
NCS	10	22	11	16	59
MIA	21	22	8	22	73

Official Basketball Box Score - Final
Miami (FL) at North Carolina
01/25/24 Carmichael Arena, Chapel Hill
2023-24 Women's Basketball

Game Time: 8:00 PM
Game Duration: 1:57
Attendance: 2,530

Officials: Tiara Cruse, Bruce Morris, Saif Esho

Miami (FL) - 61 Record: 12-6 (2-5)

NO.	Name		Min	FG M-A	3P M-A	FT M-A	Rebounds OR	DR	TOT	Fouls PF	FD	TP	AS	TO	ST	Blocks BS	BA	+/-
44	Kyla Oldacre	C	10:51	0-2	0-0	1-2	0	3	3	2	1	1	0	2	0	0	1	-7
4	Jasmyne Roberts	G	19:41	1-4	0-2	2-2	2	2	4	1	2	4	1	4	0	0	0	-10
5	Jaida Patrick	G	31:26	4-9	2-6	0-0	2	5	7	0	2	10	2	1	1	0	0	-8
12	Ja'Leah Williams	G	29:31	2-4	1-2	0-0	0	5	5	1	2	5	1	1	1	0	0	-14
30	Shayeann Day-Wilson	G	33:24	6-11	5-8	1-1	1	1	2	4	2	18	2	3	1	0	1	-2
32	Lazaria Spearman		22:29	2-5	0-0	2-3	5	4	9	5	4	6	0	2	1	0	0	18
13	Lashae Dwyer		21:14	3-7	2-3	1-2	2	1	3	3	1	9	1	3	2	0	0	-1
35	Latasha Lattimore		06:35	0-2	0-0	0-0	0	0	0	2	0	0	0	1	0	1	1	-14
1	Lemyah Hylton		07:14	1-4	0-2	0-0	0	0	0	1	0	2	0	0	1	0	0	-6
21	Ally Stedman		17:36	2-7	2-7	0-0	0	1	1	3	1	6	3	0	0	0	0	19
Team							2	0	2			0		1				
Totals				21-55	12-30	7-10	14	22	36	22	15	61	10	18	7	1	3	-5

Technical Fouls::NONE

Shooting By Period		
1st FG%	3-12	25.0%
3PT%	1-5	20.0%
FT%	1-2	50%
2nd FG%	7-13	53.8%
3PT%	5-10	50.0%
FT%	1-2	50%
3rd FG%	3-15	20.0%
3PT%	1-6	16.7%
FT%	4-5	80%
4th FG%	8-15	53.3%
3PT%	5-9	55.6%
FT%	1-1	100%
GM FG%	21-55	38.2%
3PT%	12-30	40.0%
FT%	7-10	70.0%

Dead Ball Rebounds: 2, 0

North Carolina - 66 Record: 15-5 (7-1)

NO.	Name		Min	FG M-A	3P M-A	FT M-A	Rebounds OR	DR	TOT	Fouls PF	FD	TP	AS	TO	ST	Blocks BS	BA	+/-
5	Maria Gakdeng	C	22:32	6-9	0-0	1-3	4	1	5	5	4	13	1	1	0	0	0	16
1	Alyssa Ustby	G	38:21	5-12	0-0	2-3	4	6	10	2	2	12	4	1	2	2	0	10
10	Reniya Kelly	G	31:39	4-5	2-3	0-0	0	0	0	1	0	10	2	3	0	0	0	6
20	Lexi Donarski	G	40:00	5-11	2-6	0-0	1	2	3	2	2	12	1	0	2	0	0	5
25	Deja Kelly	G	35:36	5-13	0-4	8-10	0	3	3	3	11	18	3	4	0	0	0	5
31	Anya Poole		11:07	0-3	0-0	0-0	2	0	2	1	0	0	0	0	1	1	1	-5
24	Indya Nivar		14:35	0-2	0-0	1-2	0	0	0	0	2	1	1	1	2	0	0	-4
13	Teonni Key		06:10	0-0	0-0	0-0	0	4	4	1	1	0	0	2	0	0	0	-8
Team							1	3	4			0		0				
Totals				25-55	4-13	12-18	12	19	31	15	22	66	12	12	7	3	1	5

Technical Fouls::NONE

Shooting By Period		
1st FG%	8-13	61.5%
3PT%	3-4	75.0%
FT%	3-5	60%
2nd FG%	7-15	46.7%
3PT%	0-4	0.0%
FT%	2-3	66.7%
3rd FG%	6-13	46.2%
3PT%	1-3	33.3%
FT%	1-3	33.3%
4th FG%	4-14	28.6%
3PT%	0-2	0.0%
FT%	6-7	85.7%
GM FG%	25-55	45.5%
3PT%	4-13	30.8%
FT%	12-18	66.7%

Dead Ball Rebounds: 2, 2

	UM	UNC
Biggest lead	0 (1st 10:00)	19 (2nd 8:02)
Best Scoring Run	9(2nd 1:30)	10(1st 0:01)
Lead Changes	0	
Times Tied	0	
Time with Lead	00:00	39:39

Points from	UM	UNC
Turnovers	16	19
Paint	14	28
Second Chance	6	10
Fast Breaks	8	2
Bench	23	1

Period by Period Scoring	1st	2nd	3rd	4th	TOT
UM	8	20	11	22	61
UNC	22	16	14	14	66

Official Basketball Box Score - Final
Duke at Miami (FL)
01/28/24 Watsco Center, Coral Gables, Fla.
2023-24 Women's Basketball

Game Time: 2:00 PM
Game Duration: 1:58
Attendance: 3,112

Officials: Eric Brewton, Katie Lukanich, Ryan Durham

Duke - 58 Record: 13-7 (5-4)

NO.	Name		Min	FG M-A	3P M-A	FT M-A	Rebounds OR	DR	TOT	Fouls PF	FD	TP	AS	TO	ST	Blocks BS	BA	+/-
42	Kennedy Brown	F	29:18	3-8	0-2	0-0	2	4	6	4	3	6	3	4	1	0	0	-9
3	Ashlon Jackson	G	28:26	2-8	1-5	0-0	2	4	6	1	2	5	2	0	1	0	0	-12
4	Jadyn Donovan	G	30:41	5-9	0-0	0-2	1	3	4	1	1	10	6	6	0	0	1	-6
22	Taina Mair	G	32:52	1-6	1-4	5-5	0	4	4	1	2	8	2	1	1	1	1	-7
24	Reigan Richardson	G	29:32	3-10	1-3	3-3	1	2	3	4	3	10	2	1	1	0	1	-6
5	Oluchi Okananwa		26:05	5-9	1-4	2-5	1	2	3	2	6	13	2	4	1	0	1	-2
21	Camilla Emsbo		10:42	2-3	0-0	0-0	2	1	3	3	0	4	1	1	0	0	0	3
12	Delaney Thomas		05:51	1-1	0-0	0-0	0	0	0	1	0	2	0	0	0	0	0	4
15	Emma Koabel		06:34	0-1	0-1	0-0	0	0	0	0	0	0	0	0	0	0	0	5
Team							2	5	7			0		1				
Totals				22-55	4-19	10-15	11	25	36	17	17	58	18	18	5	1	4	-6

Technical Fouls::NONE

Shooting By Period		
1st FG%	6-13	46.2%
3PT%	2-4	50.0%
FT%	1-2	50%
2nd FG%	3-14	21.4%
3PT%	1-6	16.7%
FT%	1-2	50%
3rd FG%	8-13	61.5%
3PT%	1-3	33.3%
FT%	1-2	50%
4th FG%	5-15	33.3%
3PT%	0-6	0.0%
FT%	7-9	77.8%
GM FG%	22-55	40.0%
3PT%	4-19	21.1%
FT%	10-15	66.7%

Dead Ball Rebounds: 3, 0

Miami (FL) - 64 Record: 13-6 (3-5)

NO.	Name		Min	FG M-A	3P M-A	FT M-A	Rebounds OR	DR	TOT	Fouls PF	FD	TP	AS	TO	ST	Blocks BS	BA	+/-
32	Lazaria Spearman	F	24:57	1-2	0-1	5-8	1	7	8	4	5	7	1	2	1	1	0	13
4	Jasmyne Roberts	G	32:46	4-12	1-7	0-0	0	4	4	1	0	9	1	2	2	1	0	3
5	Jaida Patrick	G	33:38	2-7	1-2	2-2	1	3	4	3	2	7	2	2	3	1	0	10
12	Ja'Leah Williams	G	33:18	4-6	2-3	6-8	2	5	7	3	7	16	1	3	1	0	0	10
30	Shayeann Day-Wilson	G	27:58	6-12	5-9	0-0	0	0	0	3	0	17	3	3	0	0	1	11
44	Kyla Oldacre		15:03	2-3	0-0	0-0	2	1	3	1	2	4	1	0	1	1	0	-7
13	Lashae Dwyer		18:46	0-4	0-0	1-2	1	0	1	0	1	1	2	0	1	0	0	-9
21	Ally Stedman		08:04	1-3	1-2	0-0	0	1	1	2	0	3	0	1	0	0	0	-5
1	Lemyah Hylton		05:30	0-0	0-0	0-0	0	2	2	0	0	0	0	1	0	0	0	4
Team							0	1	1			0		0				
Totals				20-49	10-24	14-20	7	24	31	17	17	64	11	14	9	4	1	6

Technical Fouls::NONE

Shooting By Period		
1st FG%	6-16	37.5%
3PT%	2-6	33.3%
FT%	0-0	0%
2nd FG%	7-14	50.0%
3PT%	4-8	50.0%
FT%	1-2	50%
3rd FG%	4-8	50.0%
3PT%	2-3	66.7%
FT%	6-10	60%
4th FG%	3-11	27.3%
3PT%	2-7	28.6%
FT%	7-8	87.5%
GM FG%	20-49	40.8%
3PT%	10-24	41.7%
FT%	14-20	70.0%

Dead Ball Rebounds: 3, 0

	DUKE	MIA
Biggest lead	2 (1st 8:08)	14 (3rd 5:58)
Best Scoring Run	7(1st 0:04)	10(2nd 2:08)
Lead Changes	6	
Times Tied	2	
Time with Lead	02:46	34:45

Points from	DUKE	MIA
Turnovers	15	16
Paint	28	14
Second Chance	7	8
Fast Breaks	5	12
Bench	19	8

Period by Period Scoring	1st	2nd	3rd	4th	TOT
DUKE	15	8	18	17	58
MIA	14	19	16	15	64

Official Basketball Box Score - Final
Miami (FL) at Wake Forest
02/01/24 LJVM Coliseum, Winston-Salem
2023-24 Women's Basketball

Game Time: 6:00 PM
Game Duration: 1:38
Attendance: 811

Officials: Ed Sidlasky, Brenda Pantoja, Jules Gallien

Miami (FL) - 72 Record: 14-6 (4-5)

NO.	Name		Min	FG M-A	3P M-A	FT M-A	Rebounds OR	DR	TOT	Fouls PF	FD	TP	AS	TO	ST	Blocks BS	BA	+/-
32	Lazaria Spearman	F	13:34	1-6	0-0	0-0	2	1	3	4	1	2	0	2	1	0	0	10
4	Jasmyne Roberts	G	26:50	6-7	2-3	1-1	1	2	3	3	1	15	2	2	2	1	0	20
5	Jaida Patrick	G	23:55	2-9	2-6	0-0	1	5	6	1	0	6	2	1	1	0	0	15
12	Ja'Leah Williams	G	31:08	1-5	0-3	0-0	0	6	6	0	0	2	3	0	1	1	1	17
30	Shayeann Day-Wilson	G	33:58	6-10	3-7	0-0	0	1	1	1	1	15	4	2	1	0	0	21
35	Latasha Lattimore		15:41	4-6	0-0	1-2	1	1	2	0	3	9	1	1	1	1	0	8
1	Lemyah Hylton		17:04	3-5	2-3	1-1	1	0	1	1	1	9	3	0	1	1	0	8
13	Lashae Dwyer		16:22	2-5	0-1	0-0	0	1	1	1	0	4	0	1	1	0	1	-4
44	Kyla Oldacre		14:17	2-3	0-0	4-4	3	2	5	0	4	8	1	0	1	0	0	1
21	Ally Stedman		07:11	1-3	0-1	0-0	0	0	0	0	0	2	0	0	0	0	0	-6
Team							3	1	4			0		3				
Totals				28-59	9-24	7-8	12	20	32	11	11	72	16	12	10	4	2	18

Technical Fouls::NONE

Shooting By Period		
1st FG%	7-13	53.8%
3PT%	1-3	33.3%
FT%	1-1	100%
2nd FG%	7-18	38.9%
3PT%	1-7	14.3%
FT%	0-0	0%
3rd FG%	6-17	35.3%
3PT%	3-8	37.5%
FT%	5-6	83.3%
4th FG%	8-11	72.7%
3PT%	4-6	66.7%
FT%	1-1	100%
GM FG%	28-59	47.5%
3PT%	9-24	37.5%
FT%	7-8	87.5%

Dead Ball Rebounds: 3, 1

Wake Forest - 54 Record: 4-17 (0-9)

NO.	Name		Min	FG M-A	3P M-A	FT M-A	Rebounds OR	DR	TOT	Fouls PF	FD	TP	AS	TO	ST	Blocks BS	BA	+/-
5	Malaya Cowles	F	26:06	2-5	0-0	1-2	2	1	3	3	1	5	1	2	1	0	0	-13
2	Kaia Harrison	G	29:02	4-12	0-1	2-2	2	1	3	1	3	10	2	1	0	0	1	-20
12	Kate Deeble	G	32:17	6-10	3-5	0-0	1	1	2	1	1	15	6	2	0	0	1	-16
14	Rylie Theuerkauf	G	14:38	1-7	1-3	0-0	1	2	3	0	1	3	0	0	0	0	2	-8
32	Alexandria Scruggs	G	24:55	2-5	0-2	1-1	1	3	4	2	3	5	1	3	0	1	0	-14
22	Madisyn Jordan		11:26	2-2	2-2	0-0	1	0	1	2	0	6	0	1	1	0	0	-11
21	Elise Williams		24:32	2-9	1-4	2-2	1	1	2	1	2	7	3	4	0	0	0	-7
0	Alyssa Andrews		17:34	0-4	0-1	0-0	2	5	7	1	0	0	1	0	0	1	0	2
11	Raegyn Conley		15:35	1-2	1-2	0-0	0	1	1	0	0	3	0	0	0	0	0	-3
1	Makela Quimby		02:27	0-0	0-0	0-0	1	0	1	0	0	0	0	1	0	0	0	0
4	Aliah McWhorter		01:29	0-0	0-0	0-0	0	0	0	0	0	0	1	0	0	0	0	0
Team							1	2	3			0		1				
Totals				20-56	8-20	6-7	13	17	30	11	11	54	15	15	2	2	4	-18

Technical Fouls::NONE

Shooting By Period		
1st FG%	5-13	38.5%
3PT%	1-2	50.0%
FT%	0-0	0%
2nd FG%	6-15	40.0%
3PT%	3-7	42.9%
FT%	2-2	100%
3rd FG%	4-11	36.4%
3PT%	1-4	25.0%
FT%	3-4	75%
4th FG%	5-17	29.4%
3PT%	3-7	42.9%
FT%	1-1	100%
GM FG%	20-56	35.7%
3PT%	8-20	40.0%
FT%	6-7	85.7%

Dead Ball Rebounds: 3, 0

	MIA	WFU
Biggest lead	21 (4th 0:26)	2 (1st 8:32)
Best Scoring Run	9(3rd 6:53)	8(2nd 9:23)
Lead Changes	3	
Times Tied	4	
Time with Lead	33:23	01:42

Points from	MIA	WFU
Turnovers	24	10
Paint	32	20
Second Chance	11	7
Fast Breaks	9	7
Bench	32	16

Period by Period Scoring	1st	2nd	3rd	4th	TOT
MIA	16	15	20	21	72
WFU	11	17	12	14	54

BOX SCORES

Official Basketball Box Score - Final

Miami (FL) at Florida State

02/04/24 Donald L. Tucker Center, Tallahassee
2023-24 Women's Basketball

Game Time: 11:00 AM
Game Duration: 1:49
Attendance: 2,277

Officials: John Capolino, Sail Esho, Linda Miles

Miami (FL) - 68 Record: 14-7 (4-6)

NO.	Name		Min	FG M-A	3P M-A	FT M-A	Rebounds OR	DR	TOT	Fouls PF	FD	TP	AS	TO	ST	Blocks BS	BA	+/-
32	Lazaria Spearman	F	13:35	1-3	0-0	0-1	1	2	3	4	1	2	0	0	0	0	0	-1
4	Jasmyne Roberts	G	28:21	5-11	1-3	1-1	2	2	4	3	1	12	2	7	2	0	1	5
5	Jaida Patrick	G	26:40	2-9	0-3	1-2	3	9	12	0	2	5	1	1	1	0	0	2
12	Ja'Leah Williams	G	38:00	2-9	2-5	0-0	1	3	4	1	1	6	8	2	1	0	0	-2
30	Shayeann Day-Wilson	G	37:37	5-14	2-8	0-0	0	4	4	2	2	12	4	2	0	0	1	-8
35	Latasha Lattimore		21:17	7-8	0-0	0-0	1	0	1	3	0	14	1	0	1	1	0	4
13	Lashae Dwyer		10:01	1-5	0-1	0-0	0	1	1	1	0	2	2	0	0	0	2	-12
1	Lemyah Hylton		19:21	5-6	3-4	2-2	0	1	1	2	1	15	0	1	0	0	0	-13
44	Kyla Oldacre		05:08	0-0	0-0	0-0	0	1	1	0	0	0	0	1	0	0	0	-10
Team							2	0	2			0		0				
Totals				28-65	8-24	4-6	10	23	33	16	8	68	18	14	5	1	4	-7

Technical Fouls::NONE

Shooting By Period		
1st FG%	7-18	38.9%
3PT%	1-5	20.0%
FT%	0-1	0%
2nd FG%	6-15	40.0%
3PT%	3-7	42.9%
FT%	3-3	100%
3rd FG%	10-15	66.7%
3PT%	3-6	50.0%
FT%	1-2	50%
4th FG%	5-17	29.4%
3PT%	1-6	16.7%
FT%	0-0	0%
GM FG%	28-65	43.1%
3PT%	8-24	33.3%
FT%	4-6	66.7%

Dead Ball Rebounds: 0, 2

Florida State - 75 Record: 16-7 (7-4)

NO.	Name		Min	FG M-A	3P M-A	FT M-A	Rebounds OR	DR	TOT	Fouls PF	FD	TP	AS	TO	ST	Blocks BS	BA	+/-
21	Makayla Timpson	F	32:40	9-13	0-0	4-4	5	5	10	2	3	22	0	0	1	1	0	-3
00	Ta'Niya Latson	G	32:14	4-11	1-5	6-6	1	6	7	1	5	15	6	4	0	0	0	15
1	Brianna Turnage	G	18:08	2-3	1-2	0-0	2	3	5	1	0	5	0	1	2	0	0	2
3	O'Mariah Gordon	G	36:00	6-11	3-5	1-1	1	5	6	1	2	16	4	3	1	2	0	4
4	Sara Bejedi	G	33:27	3-10	3-8	2-6	0	2	2	2	6	11	3	3	1	0	0	18
2	Alexis Tucker		11:52	1-5	1-3	0-0	0	2	2	0	0	3	0	2	0	0	1	-3
13	Carla Viegas		09:23	1-2	1-2	0-0	0	0	0	0	0	3	0	1	0	0	0	-4
22	Sakyia White		07:20	0-1	0-0	0-0	0	2	2	1	0	0	0	1	1	1	0	10
24	Amaya Bonner		18:56	0-1	0-1	0-0	0	1	1	0	0	0	3	2	0	0	0	-4
Team							0	2	2			0		0				
Totals				26-57	10-26	13-17	9	28	37	8	16	75	16	17	6	4	1	7

Technical Fouls::NONE

Shooting By Period		
1st FG%	8-15	53.3%
3PT%	3-7	42.9%
FT%	2-2	100%
2nd FG%	7-17	41.2%
3PT%	2-6	33.3%
FT%	4-7	57.1%
3rd FG%	6-14	42.9%
3PT%	2-7	28.6%
FT%	1-2	50%
4th FG%	5-11	45.5%
3PT%	3-6	50.0%
FT%	6-6	100%
GM FG%	26-57	45.6%
3PT%	10-26	38.5%
FT%	13-17	76.5%

Dead Ball Rebounds: 1, 1

	UM	FSU
Biggest lead	5 (4th 6:33)	13 (3rd 8:25)
Best Scoring Run	12(3rd 2:36)	9(4th 1:50)
Lead Changes	9	
Times Tied	8	
Time with Lead	05:27	31:07

Points from	UM	FSU
Turnovers	21	12
Paint	30	22
Second Chance	15	7
Fast Breaks	2	3
Bench	31	6

Period by Period Scoring	1st	2nd	3rd	4th	TOT
UM	15	18	24	11	68
FSU	21	20	15	19	75

Official Basketball Box Score - Final

Clemson at Miami (FL)

02/08/24 Watsco Center, Coral Gables, Fla.
2023-24 Women's Basketball

Game Time: 6:00 PM
Game Duration: 2:16
Attendance: 2,391

Officials: Dee Kanter, Talisa Green, Teresa Stuck

Clemson - 72 Record: 11-13 (4-8)

NO.	Name		Min	FG M-A	3P M-A	FT M-A	Rebounds OR	DR	TOT	Fouls PF	FD	TP	AS	TO	ST	Blocks BS	BA	+/-
3	MaKayla Elmore	F	33:29	1-4	1-2	0-0	1	2	3	2	1	3	1	2	1	0	0	-11
5	Amari Robinson	F	38:32	10-19	1-3	3-3	4	3	7	0	2	24	2	4	1	0	2	-2
1	Dayshanette Harris	G	39:27	6-14	3-5	7-10	0	6	6	2	13	22	6	3	3	0	1	-3
22	Ruby Whitehorn	G	35:48	3-12	0-5	0-0	3	4	7	3	1	6	3	3	0	0	0	-6
30	Madi Ott	G	41:49	3-7	3-6	0-0	1	1	2	1	0	9	3	0	0	0	0	-4
21	Eno Inyang		12:05	0-1	0-0	2-2	0	1	1	3	2	2	0	1	1	0	0	4
2	Nya Valentine		16:28	1-5	1-5	0-0	0	0	0	0	0	3	1	0	0	0	0	7
34	Amani Freeman		07:24	0-1	0-0	3-4	2	1	3	0	2	3	0	2	0	0	0	0
Team							2	2	4			0		1				
Totals				24-63	9-26	15-19	13	20	33	11	21	72	16	16	6	0	3	-3

Technical Fouls::NONE

Shooting By Period		
1st FG%	7-17	41.2%
3PT%	2-6	33.3%
FT%	2-2	100%
2nd FG%	7-15	46.7%
3PT%	4-10	40.0%
FT%	3-4	75%
3rd FG%	4-14	28.6%
3PT%	2-5	40.0%
FT%	4-6	66.7%
4th FG%	2-10	20.0%
3PT%	0-2	0.0%
FT%	4-4	100%
:OT FG%	4-7	57.1%
3PT%	1-3	33.3%
FT%	2-3	66.7%
GM FG%	24-63	38.1%
3PT%	9-26	34.6%
FT%	15-19	78.9%

Dead Ball Rebounds: 3, 1

Miami (FL) - 75 Record: 15-7 (5-6)

NO.	Name		Min	FG M-A	3P M-A	FT M-A	Rebounds OR	DR	TOT	Fouls PF	FD	TP	AS	TO	ST	Blocks BS	BA	+/-
44	Kyla Oldacre	C	16:01	2-4	0-0	0-0	3	2	5	0	1	4	0	1	0	0	0	0
4	Jasmyne Roberts	G	21:42	1-3	0-1	0-0	0	2	2	0	2	2	3	1	2	0	0	-7
5	Jaida Patrick	G	25:46	3-9	3-9	0-0	1	1	2	3	3	9	2	2	0	0	0	12
12	Ja'Leah Williams	G	39:13	5-10	0-3	1-2	2	7	9	4	2	11	5	5	1	0	0	2
30	Shayeann Day-Wilson	G	32:25	5-13	3-7	4-5	1	4	5	4	2	17	5	4	1	0	0	6
35	Latasha Lattimore		29:53	2-6	1-2	4-4	4	2	6	1	2	9	1	3	1	3	0	-3
1	Lemyah Hylton		03:20	1-2	0-1	0-0	0	0	0	0	0	2	0	0	0	0	0	-2
13	Lashae Dwyer		21:35	3-7	1-5	0-0	1	1	2	5	0	7	0	1	1	0	0	-5
21	Ally Stedman		07:22	0-2	0-2	0-0	0	1	1	2	0	0	1	0	1	0	0	-1
32	Lazaria Spearman		27:44	7-12	0-0	0-1	4	3	7	0	1	14	1	1	1	0	0	13
Team							2	3	5			0		3				
Totals				29-68	8-30	9-12	18	26	44	21	11	75	18	21	8	3	0	3

Technical Fouls::NONE

Shooting By Period		
1st FG%	5-14	35.7%
3PT%	0-4	0.0%
FT%	0-0	0%
2nd FG%	6-17	35.3%
3PT%	0-7	0.0%
FT%	0-0	0%
3rd FG%	9-18	50.0%
3PT%	5-9	55.6%
FT%	1-2	50%
4th FG%	4-12	33.3%
3PT%	1-6	16.7%
FT%	6-8	75%
:OT FG%	5-7	71.4%
3PT%	2-4	50.0%
FT%	2-2	100%
GM FG%	29-68	42.6%
3PT%	8-30	26.7%
FT%	9-12	75.0%

Dead Ball Rebounds: 3, 1

	CLEM	MIA
Biggest lead	18 (2nd 3:48)	7 (1st OT 2:26)
Best Scoring Run	11(1st 2:16)	9(1st OT 3:51)
Lead Changes	2	
Times Tied	3	
Time with Lead	35:56	05:36

Points from	CLEM	MIA
Turnovers	23	15
Paint	24	32
Second Chance	9	17
Fast Breaks	4	9
Bench	8	32

Period by Period Scoring	1st	2nd	3rd	4th	OT1	TOT
CLEM	18	21	14	8	11	72
MIA	10	12	24	15	14	75

Official Basketball Box Score - Final

Miami (FL) at Georgia Tech

02/11/24 McCamish Pavilion, Atlanta
Georgia Tech vs. Miami

Game Time: 2:00 PM
Game Duration: 1:57
Attendance: 2,214

Officials: Denise Brooks, Kevin Sparrock, Alexis Perez

Miami (FL) - 62 Record: 16-7 (6-6)

NO.	Name		Min	FG M-A	3P M-A	FT M-A	Rebounds OR	DR	TOT	Fouls PF	FD	TP	AS	TO	ST	Blocks BS	BA	+/-
44	Kyla Oldacre	C	17:54	3-4	0-0	0-1	2	3	5	3	2	6	0	1	0	0	0	-5
4	Jasmyne Roberts	G	34:38	6-10	0-1	2-3	1	4	5	1	3	14	1	4	1	0	0	1
5	Jaida Patrick	G	30:40	2-10	0-3	2-2	2	5	7	2	2	6	2	0	1	1	1	3
12	Ja'Leah Williams	G	31:21	4-8	0-0	1-2	1	1	2	2	4	9	2	2	2	0	0	-3
30	Shayeann Day-Wilson	G	36:07	5-11	2-6	5-6	0	4	4	1	5	17	3	1	0	0	0	3
13	Lashae Dwyer		12:32	0-3	0-1	1-2	0	3	3	0	1	1	0	2	0	0	0	4
32	Lazaria Spearman		21:00	3-7	0-0	0-0	2	5	7	2	0	6	1	2	1	0	0	9
35	Latasha Lattimore		10:00	1-4	1-2	0-2	2	1	3	1	1	3	0	0	2	0	0	-1
21	Ally Stedman		05:48	0-0	0-0	0-0	0	1	1	1	0	0	0	0	0	0	0	-1
Team							1	2	3			0		1				
Totals				24-57	3-13	11-18	11	29	40	13	18	62	9	13	7	1	1	2

Technical Fouls::NONE

Shooting By Period		
1st FG%	4-15	26.7%
3PT%	1-5	20.0%
FT%	3-5	60%
2nd FG%	5-14	35.7%
3PT%	0-2	0.0%
FT%	0-4	0%
3rd FG%	10-15	66.7%
3PT%	2-5	40.0%
FT%	5-5	100%
4th FG%	5-13	38.5%
3PT%	0-1	0.0%
FT%	3-4	75%
GM FG%	24-57	42.1%
3PT%	3-13	23.1%
FT%	11-18	61.1%

Dead Ball Rebounds: 2, 0

Georgia Tech - 60 Record: 14-11 (5-8)

NO.	Name		Min	FG M-A	3P M-A	FT M-A	Rebounds OR	DR	TOT	Fouls PF	FD	TP	AS	TO	ST	Blocks BS	BA	+/-
13	Kayla Blackshear	F	35:47	5-6	0-0	3-4	5	4	9	2	2	13	0	2	0	1	0	-1
5	Tonie Morgan	G	38:32	8-14	2-5	6-7	1	7	8	4	5	24	5	5	2	0	0	0
21	Sydney Johnson	G	22:49	1-6	1-3	0-0	0	2	2	3	0	3	2	1	3	0	0	2
22	Ines Noguero	G	21:34	1-6	0-4	2-3	1	6	7	3	4	4	2	2	0	0	0	1
25	Kara Dunn	G	36:42	2-14	0-8	2-4	3	2	5	2	2	6	2	0	2	0	1	-2
11	Aixa Wone Aranaz		17:48	0-1	0-0	0-0	1	0	1	1	0	0	0	1	0	0	0	-9
23	Rusne Augustinaite		20:37	4-10	2-6	0-0	0	2	2	1	0	10	1	1	0	0	0	-1
32	D'Asia Thomas-Harris		02:08	0-0	0-0	0-0	0	0	0	1	0	0	0	0	0	0	0	0
20	Ariadna Termis		04:03	0-1	0-1	0-0	0	0	0	1	0	0	0	0	0	0	0	0
Team							1	4	5			0		0				
Totals				21-58	5-27	13-18	12	27	39	18	13	60	12	12	7	1	1	-2

Technical Fouls::NONE

Shooting By Period		
1st FG%	5-18	27.8%
3PT%	2-8	25.0%
FT%	2-2	100%
2nd FG%	6-15	40.0%
3PT%	1-7	14.3%
FT%	2-3	66.7%
3rd FG%	5-14	35.7%
3PT%	1-6	16.7%
FT%	4-7	57.1%
4th FG%	5-11	45.5%
3PT%	1-6	16.7%
FT%	5-6	83.3%
GM FG%	21-58	36.2%
3PT%	5-27	18.5%
FT%	13-18	72.2%

Dead Ball Rebounds: 1, 0

	MIA	GT
Biggest lead	9 (4th 6:58)	9 (2nd 5:52)
Best Scoring Run	9(4th 6:58)	8(2nd 7:20)
Lead Changes	3	
Times Tied	5	
Time with Lead	13:16	23:56

Points from	MIA	GT
Turnovers	13	16
Paint	30	24
Second Chance	8	6
Fast Breaks	5	4
Bench	10	10

Period by Period Scoring	1st	2nd	3rd	4th	TOT
MIA	12	10	27	13	62
GT	14	15	15	16	60

Official Basketball Box Score - Final

#19 Syracuse at Miami (FL)

02/15/24 Watsco Center, Coral Gables, Fla.
2023-24 Women's Basketball

Game Time: 6:00 PM
Game Duration: 1:45
Attendance: 2,310

Officials: Angelica Suffren, Bryan Brunette, Ashley Gloss

#19 Syracuse - 71 Record: 21-4 (11-3)

NO.	Name		Min	FG M-A	3P M-A	FT M-A	Rebounds OR	DR	TOT	Fouls PF	FD	TP	AS	TO	ST	Blocks BS	BA	+/-
21	Saniaa Wilson	F	07:31	1-1	0-0	0-0	0	1	1	4	1	2	1	1	0	1	0	7
22	Kyra Wood	F	23:03	1-5	0-0	4-4	3	3	6	2	3	6	1	0	1	3	3	3
2	Dyaisha Fair	G	40:00	4-14	3-9	0-0	1	5	6	0	1	11	5	3	3	0	0	11
5	Georgia Woolley	G	37:39	10-19	1-6	3-5	1	2	3	2	5	24	5	1	3	0	1	11
25	Alaina Rice	G	36:15	4-12	1-3	0-0	3	4	7	2	1	9	3	3	0	1	0	12
23	Alyssa Latham		32:11	5-8	0-0	0-0	4	2	6	3	2	10	2	1	2	0	1	8
34	Izabel Varejão		14:41	2-4	0-0	0-0	0	2	2	3	0	4	0	1	0	1	0	-1
1	Kennedi Perkins		03:45	1-2	0-0	0-0	1	0	1	0	0	2	0	1	0	0	0	-1
4	Sophie Burrows		04:55	1-1	1-1	0-0	0	2	2	0	0	3	1	0	0	0	0	5
Team							4	0	4			0		1				
Totals				29-66	6-19	7-9	17	21	38	16	13	71	18	12	9	6	5	11

Technical Fouls::NONE

Shooting By Period		
1st FG%	9-17	52.9%
3PT%	1-5	20.0%
FT%	3-3	100%
2nd FG%	8-16	50.0%
3PT%	1-5	20.0%
FT%	0-0	0%
3rd FG%	6-16	37.5%
3PT%	1-3	33.3%
FT%	1-2	50%
4th FG%	6-17	35.3%
3PT%	3-6	50.0%
FT%	3-4	75%
GM FG%	29-66	43.9%
3PT%	6-19	31.6%
FT%	7-9	77.8%

Dead Ball Rebounds: 3, 0

Miami (FL) - 60 Record: 16-8 (6-7)

NO.	Name		Min	FG M-A	3P M-A	FT M-A	Rebounds OR	DR	TOT	Fouls PF	FD	TP	AS	TO	ST	Blocks BS	BA	+/-
44	Kyla Oldacre	C	15:57	4-6	0-0	1-2	3	3	6	1	4	9	0	1	1	1	1	-16
4	Jasmyne Roberts	G	20:43	1-7	0-0	2-2	1	1	2	1	3	4	3	0	1	0	1	-14
5	Jaida Patrick	G	30:31	3-8	2-3	1-2	1	3	4	1	2	9	2	3	1	1	1	-7
12	Ja'Leah Williams	G	31:06	4-8	1-2	0-0	2	2	4	4	0	9	2	2	0	0	1	-10
30	Shayeann Day-Wilson	G	33:01	4-11	1-4	2-2	0	1	1	3	2	11	2	3	3	0	0	-6
13	Lashae Dwyer		19:08	1-8	0-4	0-0	0	0	0	2	1	2	2	2	0	0	1	-8
32	Lazaria Spearman		24:45	3-5	0-0	0-0	2	4	6	1	2	6	0	2	1	1	1	3
35	Latasha Lattimore		24:49	3-5	0-1	4-4	2	4	6	0	2	10	1	1	0	2	0	3
Team							3	1	4			0		1				
Totals				23-58	4-14	10-12	14	19	33	13	16	60	12	15	7	5	6	-11

Technical Fouls::NONE

Shooting By Period		
1st FG%	7-14	50.0%
3PT%	2-5	40.0%
FT%	0-0	0%
2nd FG%	6-15	40.0%
3PT%	0-2	0.0%
FT%	0-0	0%
3rd FG%	2-15	13.3%
3PT%	1-3	33.3%
FT%	3-4	75%
4th FG%	8-14	57.1%
3PT%	1-4	25.0%
FT%	7-8	87.5%
GM FG%	23-58	39.7%
3PT%	4-14	28.6%
FT%	10-12	83.3%

Dead Ball Rebounds: 2, 0

	SU	MIA
Biggest lead	17 (3rd 0:48)	0 (1st 10:00)
Best Scoring Run	8(1st 4:18)	5(1st 6:52)
Lead Changes	0	
Times Tied	2	
Time with Lead	38:33	00:00

Points from	SU	MIA
Turnovers	12	17
Paint	30	30
Second Chance	13	10
Fast Breaks	7	6
Bench	19	18

Period by Period Scoring	1st	2nd	3rd	4th	TOT
SU	22	17	14	18	71
MIA	16	12	8	24	60

BOX SCORES

Official Basketball Box Score - Final
Florida St. at Miami (FL)
02/18/24 Watsco Center, Coral Gables, Fla.
2023-24 Women's Basketball

Game Time: 4:00 PM
Game Duration: 1:54
Attendance: 3,584

Officials: Pualani Spurlock-Welsh, Ed Sidlasky, Denise Brooks

Florida St. - 74 Record: 19-8 (10-5)

NO.	Name		Min	FG M-A	3P M-A	FT M-A	Rebounds OR	DR	TOT	Fouls PF	FD	TP	AS	TO	ST	Blocks BS	BA	+/-
21	Makayla Timpson	F	33:37	4-11	0-0	8-9	3	8	11	2	6	16	0	1	2	3	2	1
00	Ta'Niya Latson	G	36:42	13-22	2-3	1-2	1	2	3	2	4	29	3	4	1	1	0	3
1	Brianna Turnage	G	29:50	0-3	0-3	0-0	2	5	7	2	0	0	4	3	0	1	0	3
3	O'Mariah Gordon	G	32:31	2-10	1-4	3-4	1	1	2	1	3	8	8	0	2	0	0	18
4	Sara Bejedi	G	40:00	6-13	4-10	3-6	0	4	4	3	5	19	0	2	1	0	1	6
24	Amaya Bonner		11:26	1-2	0-1	0-0	0	2	2	0	0	2	0	0	0	0	0	-9
2	Alexis Tucker		09:31	0-5	0-2	0-0	0	1	1	1	0	0	0	0	0	0	1	3
22	Sakyia White		06:23	0-1	0-0	0-0	1	0	1	0	0	0	1	0	0	0	0	5
Team							5	3	8			0		2				
Totals				26-67	7-23	15-21	13	26	39	11	18	74	16	12	6	5	4	6

Technical Fouls::NONE

Shooting By Period		
1st FG%	5-19	26.3%
3PT%	2-10	20.0%
FT%	0-0	0%
2nd FG%	9-18	50.0%
3PT%	2-4	50.0%
FT%	6-8	75%
3rd FG%	7-17	41.2%
3PT%	1-4	25.0%
FT%	3-5	60%
4th FG%	5-13	38.5%
3PT%	2-5	40.0%
FT%	6-8	75%
GM FG%	26-67	38.8%
3PT%	7-23	30.4%
FT%	15-21	71.4%

Dead Ball Rebounds: 4, 0

Miami (FL) - 68 Record: 16-9 (6-8)

NO.	Name		Min	FG M-A	3P M-A	FT M-A	Rebounds OR	DR	TOT	Fouls PF	FD	TP	AS	TO	ST	Blocks BS	BA	+/-
44	Kyla Oldacre	C	08:54	0-0	0-0	0-0	1	1	2	0	0	0	0	0	0	0	0	-4
4	Jasmyne Roberts	G	32:22	5-13	1-3	4-4	4	9	13	3	2	15	4	5	0	1	0	0
5	Jaida Patrick	G	29:56	3-10	1-5	0-0	1	2	3	2	0	7	0	2	1	0	0	-10
12	Ja'Leah Williams	G	28:34	3-7	0-0	0-0	1	5	6	4	2	6	2	4	2	0	2	-2
30	Shayeann Day-Wilson	G	36:39	8-17	4-9	1-2	0	5	5	2	3	21	3	0	1	0	0	-1
13	Lashae Dwyer		25:16	2-10	1-3	1-2	5	2	7	5	1	6	1	1	1	0	1	-3
35	Latasha Lattimore		18:59	5-11	0-0	1-2	3	1	4	1	2	11	1	0	0	1	1	6
32	Lazaria Spearman		17:17	1-4	0-0	0-0	4	1	5	1	1	2	1	1	0	2	0	-17
21	Ally Stedman		02:03	0-2	0-1	0-0	0	0	0	0	0	0	0	0	0	0	1	1
Team							2	4	6			0		1				
Totals				27-74	7-21	7-10	21	30	51	18	11	68	12	14	5	4	5	-6

Technical Fouls::NONE

Shooting By Period		
1st FG%	7-26	26.9%
3PT%	2-6	33.3%
FT%	0-0	0%
2nd FG%	7-16	43.8%
3PT%	2-6	33.3%
FT%	0-0	0%
3rd FG%	6-14	42.9%
3PT%	1-6	16.7%
FT%	3-4	75%
4th FG%	7-18	38.9%
3PT%	2-3	66.7%
FT%	4-6	66.7%
GM FG%	27-74	36.5%
3PT%	7-21	33.3%
FT%	7-10	70.0%

Dead Ball Rebounds: 3, 0

	FSU	MIA
Biggest lead	12 (4th 7:08)	7 (1st 4:48)
Best Scoring Run	9(2nd 7:24)	7(1st 4:48)
Lead Changes	7	
Times Tied	4	
Time with Lead	27:28	09:48

Points from	FSU	MIA
Turnovers	15	13
Paint	32	26
Second Chance	11	6
Fast Breaks	14	9
Bench	2	19

Period by Period Scoring	1st	2nd	3rd	4th	TOT
FSU	12	26	18	18	74
MIA	16	16	16	20	68

Official Basketball Box Score - Final
Miami (FL) at Virginia
02/22/24 John Paul Jones Arena, Charlottesville
Virginia vs Miami (Fla.) Women's Basketball

Game Time: 7:00 PM
Game Duration: 1:50
Attendance: 3,968

Officials: Maj Forsberg, Jeffrey Smith, Ashlee Goode

Miami (FL) - 60 Record: 16-10 (6-9)

NO.	Name		Min	FG M-A	3P M-A	FT M-A	Rebounds OR	DR	TOT	Fouls PF	FD	TP	AS	TO	ST	Blocks BS	BA	+/-
32	Lazaria Spearman	F	24:25	2-6	0-0	0-0	2	3	5	2	2	4	2	3	0	0	1	-6
35	Latasha Lattimore	F	25:17	5-13	0-0	0-0	5	4	9	3	0	10	2	2	0	1	3	-19
5	Jaida Patrick	G	38:29	3-10	0-3	2-2	2	3	5	0	1	8	1	2	0	0	0	-14
21	Ally Stedman	G	10:00	0-0	0-0	0-0	0	1	1	2	1	0	0	2	0	0	0	-7
30	Shayeann Day-Wilson	G	40:00	4-14	1-6	2-2	0	3	3	3	2	11	4	3	1	0	1	-17
44	Kyla Oldacre		23:05	7-9	0-0	0-0	3	3	6	4	2	14	0	1	1	1	2	-6
4	Jasmyne Roberts		30:00	4-12	1-6	4-6	1	1	2	2	4	13	3	0	1	0	2	-10
12	Ja'Leah Williams		07:48	0-1	0-1	0-0	0	0	0	0	0	0	0	0	0	0	0	-3
13	Lashae Dwyer		00:56	0-1	0-0	0-0	0	0	0	0	0	0	0	0	0	0	1	-3
Team							4	2	6			0		0				
Totals				25-66	2-16	8-10	17	20	37	16	12	60	12	13	3	2	10	-17

Technical Fouls::NONE

Shooting By Period		
1st FG%	7-16	43.8%
3PT%	1-4	25.0%
FT%	0-0	0%
2nd FG%	8-20	40.0%
3PT%	1-5	20.0%
FT%	0-0	0%
3rd FG%	4-14	28.6%
3PT%	0-4	0.0%
FT%	7-8	87.5%
4th FG%	6-16	37.5%
3PT%	0-3	0.0%
FT%	1-2	50%
GM FG%	25-66	37.9%
3PT%	2-16	12.5%
FT%	8-10	80.0%

Dead Ball Rebounds: 1, 0

Virginia - 77 Record: 13-13 (5-10)

NO.	Name		Min	FG M-A	3P M-A	FT M-A	Rebounds OR	DR	TOT	Fouls PF	FD	TP	AS	TO	ST	Blocks BS	BA	+/-
20	Camryn Taylor	F	29:44	8-12	0-0	2-4	5	6	11	2	7	18	1	5	3	2	0	14
33	Sam Brunelle	F	20:49	0-4	0-3	2-2	2	4	6	0	1	2	2	1	1	3	0	15
1	Paris Clark	G	26:11	2-10	1-4	2-4	2	3	5	1	2	7	3	2	0	1	1	18
21	Kymora Johnson	G	35:58	8-17	5-9	0-0	1	3	4	1	1	21	4	4	3	0	1	12
23	Alexia Smith	G	35:00	4-6	2-3	2-2	1	2	3	2	1	12	8	0	1	0	0	20
4	Jillian Brown		15:37	4-7	2-3	0-0	0	0	0	2	0	10	2	1	0	1	0	-6
12	Edessa Noyan		07:51	1-1	1-1	0-0	2	0	2	2	0	3	3	1	1	0	0	4
14	Kaydan Lawson		03:50	0-0	0-0	0-0	0	0	0	0	1	0	0	0	1	1	0	5
34	London Clarkson		17:40	1-3	0-0	2-2	2	2	4	2	3	4	0	1	0	1	0	2
0	Olivia McGhee		03:24	0-1	0-1	0-0	0	1	1	0	0	0	1	0	0	0	0	2
41	Taylor Lauterbach		03:56	0-2	0-1	0-0	0	2	2	0	0	0	0	0	0	1	0	-1
Team							2	2	4			0		0				
Totals				28-63	11-25	10-14	17	25	42	12	16	77	22	15	9	10	2	17

Technical Fouls::NONE

Shooting By Period		
1st FG%	8-17	47.1%
3PT%	4-8	50.0%
FT%	2-2	100%
2nd FG%	9-15	60.0%
3PT%	3-4	75.0%
FT%	3-4	75%
3rd FG%	4-14	28.6%
3PT%	2-8	25.0%
FT%	2-2	100%
4th FG%	7-17	41.2%
3PT%	2-5	40.0%
FT%	3-6	50%
GM FG%	28-63	44.4%
3PT%	11-25	44.0%
FT%	10-14	71.4%

Dead Ball Rebounds: 2, 0

	MIA	UVA
Biggest lead	0 (1st 10:00)	18 (3rd 6:37)
Best Scoring Run	11(3rd 2:02)	14(4th 0:06)
Lead Changes	0	
Times Tied	1	
Time with Lead	00:00	38:46

Points from	MIA	UVA
Turnovers	16	21
Paint	38	16
Second Chance	12	16
Fast Breaks	4	6
Bench	27	17

Period by Period Scoring	1st	2nd	3rd	4th	TOT
MIA	15	17	15	13	60
UVA	22	24	12	19	77

Official Basketball Box Score - Final
Miami (FL) at Clemson
02/25/24 Littlejohn Coliseum, Clemson
2023-24 Women's Basketball

Game Time: 2:00 PM
Game Duration: 2:08
Attendance: 1,111

Officials: Joseph Vaszily, Meadow Overstreet, Kevin Sparrock

Miami (FL) - 56 Record: 17-10 (7-9)

NO.	Name		Min	FG M-A	3P M-A	FT M-A	Rebounds OR	DR	TOT	Fouls PF	FD	TP	AS	TO	ST	Blocks BS	BA	+/-
32	Lazaria Spearman	F	17:18	1-4	0-1	0-0	2	2	4	4	1	2	0	0	0	1	0	-3
35	Latasha Lattimore	F	10:50	2-4	0-1	0-0	1	4	5	1	1	4	0	5	1	0	0	3
4	Jasmyne Roberts	G	38:20	11-15	2-4	2-4	2	4	6	2	3	26	0	3	2	1	0	1
5	Jaida Patrick	G	34:33	3-10	3-7	2-2	3	3	6	2	1	11	5	5	1	0	0	-2
30	Shayeann Day-Wilson	G	24:11	1-11	1-6	0-0	1	1	2	3	2	3	4	1	0	0	0	-7
12	Ja'Leah Williams		27:20	0-5	0-1	4-4	3	5	8	0	2	4	2	2	3	1	0	8
13	Lashae Dwyer		27:40	1-5	1-3	0-0	1	2	3	2	1	3	2	2	0	0	0	18
44	Kyla Oldacre		19:34	0-0	0-0	3-4	2	4	6	3	7	3	0	1	0	0	0	12
21	Ally Stedman		00:14	0-0	0-0	0-0	0	0	0	0	0	0	0	0	0	0	0	0
Team							2	3	5			0		0				
Totals				19-54	7-23	11-14	17	28	45	17	18	56	13	19	7	3	0	6

Technical Fouls::NONE

Shooting By Period		
1st FG%	5-13	38.5%
3PT%	2-6	33.3%
FT%	1-2	50%
2nd FG%	4-18	22.2%
3PT%	2-7	28.6%
FT%	0-0	0%
3rd FG%	7-12	58.3%
3PT%	2-5	40.0%
FT%	4-6	66.7%
4th FG%	3-11	27.3%
3PT%	1-5	20.0%
FT%	6-6	100%
GM FG%	19-54	35.2%
3PT%	7-23	30.4%
FT%	11-14	78.6%

Dead Ball Rebounds: 3, 0

Clemson - 50 Record: 11-17 (4-12)

NO.	Name		Min	FG M-A	3P M-A	FT M-A	Rebounds OR	DR	TOT	Fouls PF	FD	TP	AS	TO	ST	Blocks BS	BA	+/-
5	Amari Robinson	F	30:56	7-18	1-6	5-8	2	1	3	4	3	20	0	3	1	0	1	-2
21	Eno Inyang	C	18:22	0-0	0-0	0-0	1	2	3	3	1	0	0	2	1	0	0	1
1	Dayshanette Harris	G	36:37	4-13	2-7	6-8	1	1	2	1	7	16	6	5	4	0	0	-8
22	Ruby Whitehorn	G	30:01	3-11	3-7	0-0	0	2	2	3	1	9	3	1	2	0	2	2
30	Madi Ott	G	17:43	0-2	0-2	0-0	0	2	2	0	1	0	0	0	0	0	0	1
33	Danielle Rauch		19:23	1-6	1-5	0-0	1	3	4	3	1	3	1	2	2	0	0	1
3	MaKayla Elmore		24:29	1-3	0-2	0-0	2	2	4	2	2	2	1	1	1	0	0	-6
34	Amani Freeman		10:53	0-0	0-0	0-0	0	2	2	0	0	0	1	0	1	0	0	-6
2	Nya Valentine		11:36	0-0	0-0	0-0	0	0	0	2	1	0	1	0	0	0	0	-13
Team							3	3	6			0		0				
Totals				16-53	7-29	11-16	10	18	28	18	17	50	13	14	12	0	3	-6

Technical Fouls::NONE

Shooting By Period		
1st FG%	3-13	23.1%
3PT%	0-5	0.0%
FT%	2-2	100%
2nd FG%	5-13	38.5%
3PT%	4-9	44.4%
FT%	1-2	50%
3rd FG%	3-14	21.4%
3PT%	0-5	0.0%
FT%	4-8	50%
4th FG%	5-13	38.5%
3PT%	3-10	30.0%
FT%	4-4	100%
GM FG%	16-53	30.2%
3PT%	7-29	24.1%
FT%	11-16	68.8%

Dead Ball Rebounds: 4, 0

	MIA	CLE
Biggest lead	10 (3rd 0:09)	3 (1st 5:01)
Best Scoring Run	9(3rd 1:44)	7(4th 3:10)
Lead Changes	12	
Times Tied	6	
Time with Lead	25:49	07:08

Points from	MIA	CLE
Turnovers	11	15
Paint	18	10
Second Chance	15	5
Fast Breaks	2	1
Bench	10	5

Period by Period Scoring	1st	2nd	3rd	4th	TOT
MIA	13	10	20	13	56
CLE	8	15	10	17	50

Official Basketball Box Score - Final
Pittsburgh at Miami (FL)
02/29/24 Watsco Center, Coral Gables, Fla.
2023-24 Women's Basketball

Game Time: 6:00 PM
Game Duration: 1:47
Attendance: 2,325

Officials: Mark Berger, Saif Esho, Krystle Apellaniz

Pittsburgh - 44 Record: 8-22 (2-15)

NO.	Name		Min	FG M-A	3P M-A	FT M-A	Rebounds OR	DR	TOT	Fouls PF	FD	TP	AS	TO	ST	Blocks BS	BA	+/-
2	Liatu King	F	38:15	8-23	0-0	2-2	4	7	11	3	3	18	4	6	4	1	4	-17
15	Rapuluchi Ayodele	F	33:30	2-4	0-0	2-2	6	6	12	4	5	6	0	1	2	0	1	-10
1	Aaryn Battle	G	35:11	0-3	0-3	0-0	2	3	5	2	0	0	4	7	1	0	0	-13
11	Marley Washenitz	G	21:21	1-5	0-1	0-0	0	2	2	2	1	2	0	5	0	0	0	-13
20	Aislin Malcolm	G	21:50	1-6	1-3	1-2	0	0	0	1	1	4	1	0	0	0	1	-17
10	Bella Perkins		27:13	3-12	2-6	0-0	0	2	2	0	0	8	0	1	0	0	0	-11
0	Gabby Hutcherson		08:15	1-3	0-1	0-0	1	1	2	0	0	2	1	0	0	0	0	-9
55	Raeven Boswell		13:59	2-6	0-0	0-0	2	0	2	0	0	4	0	0	0	0	1	0
3	Jasmine Timmerson		00:26	0-0	0-0	0-0	0	0	0	0	0	0	0	0	0	0	0	0
Team							3	4	7			0		2				
Totals				18-62	3-14	5-6	18	25	43	12	10	44	10	22	7	1	7	-18

Technical Fouls::NONE

Shooting By Period		
1st FG%	3-10	30.0%
3PT%	0-3	0.0%
FT%	4-4	100%
2nd FG%	2-14	14.3%
3PT%	1-4	25.0%
FT%	0-0	0%
3rd FG%	10-19	52.6%
3PT%	1-2	50.0%
FT%	0-0	0%
4th FG%	3-19	15.8%
3PT%	1-5	20.0%
FT%	1-2	50%
GM FG%	18-62	29.0%
3PT%	3-14	21.4%
FT%	5-6	83.3%

Dead Ball Rebounds: 2, 0

Miami (FL) - 62 Record: 18-10 (8-9)

NO.	Name		Min	FG M-A	3P M-A	FT M-A	Rebounds OR	DR	TOT	Fouls PF	FD	TP	AS	TO	ST	Blocks BS	BA	+/-
32	Lazaria Spearman	F	13:43	0-1	0-0	0-0	0	3	3	1	1	0	1	2	0	0	0	2
35	Latasha Lattimore	F	23:20	3-8	0-0	0-1	1	7	8	0	1	6	0	3	2	2	0	12
4	Jasmyne Roberts	G	34:11	7-9	1-2	2-2	0	3	3	1	1	17	2	0	2	0	0	17
5	Jaida Patrick	G	34:32	5-12	2-6	4-4	3	3	6	1	4	16	3	3	2	3	0	15
30	Shayeann Day-Wilson	G	21:28	1-7	0-2	0-0	0	0	0	0	0	2	3	2	0	0	1	2
12	Ja'Leah Williams		30:09	1-7	1-2	1-2	1	6	7	4	1	4	4	1	2	0	0	24
44	Kyla Oldacre		10:19	0-2	0-0	0-0	1	2	3	3	2	0	0	1	0	1	0	4
13	Lashae Dwyer		32:18	6-9	3-4	2-2	1	1	2	0	2	17	2	3	3	1	0	14
Team							0	0	0			0		0				
Totals				23-55	7-16	9-11	7	25	32	10	12	62	15	15	11	7	1	18

Technical Fouls::NONE

Shooting By Period		
1st FG%	4-13	30.8%
3PT%	0-2	0.0%
FT%	4-4	100%
2nd FG%	7-15	46.7%
3PT%	3-6	50.0%
FT%	1-2	50%
3rd FG%	5-13	38.5%
3PT%	1-2	50.0%
FT%	2-3	66.7%
4th FG%	7-14	50.0%
3PT%	3-6	50.0%
FT%	2-2	100%
GM FG%	23-55	41.8%
3PT%	7-16	43.8%
FT%	9-11	81.8%

Dead Ball Rebounds: 2, 0

	PITT	MIA
Biggest lead	0 (1st 10:00)	18 (3rd 7:21)
Best Scoring Run	6(3rd 2:26)	9(2nd 8:11)
Lead Changes	0	
Times Tied	1	
Time with Lead	00:00	36:42

Points from	PITT	MIA
Turnovers	9	18
Paint	28	30
Second Chance	17	7
Fast Breaks	8	8
Bench	14	21

Period by Period Scoring	1st	2nd	3rd	4th	TOT
PITT	10	5	21	8	44
MIA	12	18	13	19	62

BOX SCORES

Official Basketball Box Score - Final

Georgia Tech at Miami (FL)

03/03/24 Watsco Center, Coral Gables, Fla.
2023-24 Women's Basketball

Game Time: 2:00 PM
Game Duration: 2:14
Attendance: 2,739

Officials: Carla Fountain, Brandon Enterline, Ashlee Goode

Georgia Tech - 71 **Record: 16-14 (7-11)**

NO.	Name		Min	FG M-A	3P M-A	FT M-A	Rebounds OR	DR	TOT	Fouls PF	FD	TP	AS	TO	ST	Blocks BS	BA	+/-
13	Kayla Blackshear	F	35:30	7-13	0-1	4-4	4	5	9	2	4	18	1	3	0	0	0	4
5	Tonie Morgan	G	42:14	3-10	1-1	9-11	2	8	10	1	8	16	6	1	1	1	0	7
21	Sydney Johnson	G	24:14	2-6	2-5	0-0	0	4	4	1	0	6	4	2	0	0	0	6
22	Ines Noguero	G	31:48	3-12	2-6	0-0	0	3	3	4	1	8	0	2	2	0	1	9
25	Kara Dunn	G	40:13	1-8	0-4	4-4	4	3	7	3	5	6	2	1	1	1	1	6
23	Rusne Augustinaite		16:18	2-6	1-4	0-0	0	1	1	2	0	5	0	0	0	0	1	1
32	D'Asia Thomas-Harris		07:49	0-2	0-0	0-0	0	1	1	2	1	0	1	1	0	0	1	-4
20	Ariadna Termis		15:23	3-5	1-3	0-0	1	0	1	2	0	7	1	1	0	0	0	0
15	Avyonce Carter		11:32	2-2	1-1	0-0	0	2	2	0	0	5	0	0	1	0	0	-4
Team							3	3	6			0		0				
Totals				23-64	8-25	17-19	14	30	44	17	19	71	15	11	5	2	4	5

Technical Fouls::NONE

Shooting By Period		
1st FG%	5-15	33.3%
3PT%	1-6	16.7%
FT%	3-4	75%
2nd FG%	7-18	38.9%
3PT%	4-8	50.0%
FT%	3-3	100%
3rd FG%	6-15	40.0%
3PT%	0-4	0.0%
FT%	2-2	100%
4th FG%	4-11	36.4%
3PT%	2-3	66.7%
FT%	3-4	75%
:OT FG%	1-5	20.0%
3PT%	1-4	25.0%
FT%	6-6	100%
GM FG%	23-64	35.9%
3PT%	8-25	32.0%
FT%	17-19	89.5%

Dead Ball Rebounds: 1, 0

Miami (FL) - 66 **Record: 18-11 (8-10)**

NO.	Name		Min	FG M-A	3P M-A	FT M-A	Rebounds OR	DR	TOT	Fouls PF	FD	TP	AS	TO	ST	Blocks BS	BA	+/-
32	Lazaria Spearman	F	35:23	6-10	0-0	0-2	7	5	12	1	2	12	1	0	1	2	0	-9
35	Latasha Lattimore	F	16:28	2-5	0-1	1-1	0	2	2	2	1	5	0	3	0	1	0	4
4	Jasmyne Roberts	G	41:28	3-10	1-6	0-0	1	4	5	4	0	7	2	2	1	0	0	-8
5	Jaida Patrick	G	27:04	0-8	0-3	0-0	1	3	4	0	0	0	3	1	0	0	1	-3
30	Shayeann Day-Wilson	G	40:32	10-19	5-11	2-3	0	5	5	4	3	27	3	5	0	0	0	-5
12	Ja'Leah Williams		23:33	1-6	0-3	2-3	0	4	4	4	2	4	2	2	4	1	0	-3
13	Lashae Dwyer		30:55	2-8	0-4	1-6	6	2	8	3	5	5	0	0	1	0	1	-5
44	Kyla Oldacre		09:37	3-3	0-0	0-1	2	2	4	1	4	6	0	0	0	0	0	4
Team							1	1	2			0		0				
Totals				27-69	6-28	6-16	18	28	46	19	17	66	11	13	7	4	2	-5

Technical Fouls::NONE

Shooting By Period		
1st FG%	5-16	31.3%
3PT%	3-8	37.5%
FT%	1-4	25%
2nd FG%	9-16	56.3%
3PT%	2-7	28.6%
FT%	2-3	66.7%
3rd FG%	6-15	40.0%
3PT%	0-4	0.0%
FT%	2-3	66.7%
4th FG%	5-15	33.3%
3PT%	1-8	12.5%
FT%	1-2	50%
:OT FG%	2-7	28.6%
3PT%	0-1	0.0%
FT%	0-4	0%
GM FG%	27-69	39.1%
3PT%	6-28	21.4%
FT%	6-16	37.5%

Dead Ball Rebounds: 4, 0

	GT	MIA
Biggest lead	5 (1st OT 1:08)	4 (4th 8:24)
Best Scoring Run	7(1st 3:22)	6(3rd 1:51)
Lead Changes	18	
Times Tied	8	
Time with Lead	22:47	16:48

Points from	GT	MIA
Turnovers	7	12
Paint	22	34
Second Chance	18	10
Fast Breaks	1	14
Bench	17	15

Period by Period Scoring	1st	2nd	3rd	4th	OT1	TOT
GT	14	21	14	13	9	71
MIA	14	22	14	12	4	66

Official Basketball Box Score - Final

Miami (FL) at North Carolina

03/07/24 Greensboro Coliseum, Greensboro
2023-24 ACC Women's Basketball

Game Time: 1:30 PM
Game Duration: 2:11
Attendance: 10,823

Officials: Dee Kantner, Eric Brewton, Karen Preato

Miami (FL) - 60 **Record: 19-11**

NO.	Name		Min	FG M-A	3P M-A	FT M-A	Rebounds OR	DR	TOT	Fouls PF	FD	TP	AS	TO	ST	Blocks BS	BA	+/-
32	Lazaria Spearman	F	20:43	5-8	0-0	2-4	5	5	10	4	3	12	0	1	0	0	2	7
35	Latasha Lattimore	F	24:57	4-11	1-4	3-5	2	2	4	2	3	12	0	0	0	0	1	0
4	Jasmyne Roberts	G	35:38	1-9	0-3	2-2	0	6	6	2	4	4	1	2	0	3	0	2
5	Jaida Patrick	G	25:23	2-6	0-3	0-0	1	5	6	4	2	4	1	4	1	0	0	-11
30	Shayeann Day-Wilson	G	38:54	3-8	2-5	5-8	1	2	3	2	7	13	5	1	0	0	0	3
12	Ja'Leah Williams		30:52	4-10	3-7	0-0	1	6	7	4	3	11	2	4	2	0	0	-3
44	Kyla Oldacre		09:23	1-5	0-0	0-0	0	0	0	2	1	2	0	1	0	0	2	-1
13	Lashae Dwyer		11:10	1-2	0-0	0-0	1	1	2	3	0	2	0	0	0	0	0	4
21	Ally Stedman		03:00	0-0	0-0	0-0	0	0	0	1	0	0	0	0	0	0	0	4
Team							2	1	3			0		0				
Totals				21-59	6-22	12-19	13	28	41	24	23	60	9	13	3	3	5	1

Technical Fouls: Spearman 4th 2:02

Shooting By Period		
1st FG%	6-19	31.6%
3PT%	0-5	0.0%
FT%	1-2	50%
2nd FG%	6-16	37.5%
3PT%	3-9	33.3%
FT%	2-2	100%
3rd FG%	3-11	27.3%
3PT%	1-5	20.0%
FT%	8-12	66.7%
4th FG%	6-13	46.2%
3PT%	2-3	66.7%
FT%	1-3	33.3%
GM FG%	21-59	35.6%
3PT%	6-22	27.3%
FT%	12-19	63.2%

Dead Ball Rebounds: 4, 3

North Carolina - 59 **Record: 19-12**

NO.	Name		Min	FG M-A	3P M-A	FT M-A	Rebounds OR	DR	TOT	Fouls PF	FD	TP	AS	TO	ST	Blocks BS	BA	+/-
31	Anya Poole	F	22:02	3-4	0-0	0-0	0	4	4	3	0	6	3	1	0	3	0	12
5	Maria Gakdeng	C	27:36	1-1	0-0	6-10	3	1	4	5	8	8	2	3	1	2	0	6
1	Alyssa Ustby	G	40:00	6-12	0-2	3-4	1	3	4	3	7	15	4	2	0	0	0	-1
20	Lexi Donarski	G	40:00	3-10	2-8	4-4	0	4	4	3	1	12	2	1	0	0	1	-1
25	Deja Kelly	G	38:38	6-20	2-5	1-1	0	9	9	3	4	15	0	2	1	0	1	-2
24	Indya Nivar		20:56	1-5	1-2	0-2	2	1	3	3	2	3	0	2	1	0	1	-2
0	Alexandra Zelaya		07:47	0-3	0-3	0-0	0	0	0	2	1	0	0	0	0	0	0	-14
13	Teonni Key		01:38	0-0	0-0	0-0	0	0	0	1	0	0	0	0	0	0	0	-4
15	Sydney Barker		01:23	0-1	0-1	0-0	0	0	0	0	0	0	0	0	0	0	0	1
Team							1	3	4			0		0				
Totals				20-56	5-21	14-21	7	25	32	23	23	59	11	11	3	5	3	-1

Technical Fouls::NONE

Shooting By Period		
1st FG%	8-12	66.7%
3PT%	2-4	50.0%
FT%	2-4	50%
2nd FG%	5-14	35.7%
3PT%	1-6	16.7%
FT%	6-7	85.7%
3rd FG%	3-15	20.0%
3PT%	1-7	14.3%
FT%	3-6	50%
4th FG%	4-15	26.7%
3PT%	1-4	25.0%
FT%	3-4	75%
GM FG%	20-56	35.7%
3PT%	5-21	23.8%
FT%	14-21	66.7%

Dead Ball Rebounds: 5, 3

	UM	UNC
Biggest lead	5 (4th 2:02)	14 (2nd 6:01)
Best Scoring Run	10(4th 2:02)	6(2nd 7:23)
Lead Changes	2	
Times Tied	3	
Time with Lead	03:09	33:36

Points from	UM	UNC
Turnovers	11	4
Paint	30	26
Second Chance	16	5
Fast Breaks	0	2
Bench	15	3

Period by Period Scoring	1st	2nd	3rd	4th	TOT
UM	13	17	15	15	60
UNC	20	17	10	12	59

Game Notes: Game 5 of the 2024 Ally ACC Women's Tournament ♦ 4Q 2:02 Miami #32 Spearman called for intentional foul ♦

TV/RADIO PHOTO ROSTER

#0

AURORA ALMÓN
Fr. | F | 6-4
SANTO DOMINGO, DOMINICAN REPUBLIC
(The Webb School)

#1

LEMYAH HYLTON
So. | G | 5-11
MISSISSAUGA, ONTARIO
(Southwest Academy Girls/Arizona)

#4

JASMYNE ROBERTS
Jr. | G | 5-10
JACKSONVILLE, FLA.
(Bishop Kenny)

#5

JAIDA PATRICK
Gr. | G | 5-10
WEST HAVERSTRAW, N.Y.
(Columbia/Saddle River Day)

#12

JA'LEAH WILLIAMS
Jr. | G | 5-9
POMPANO BEACH, FLA.
(Blanche Ely)

#13

LASHAE DWYER
So. | G | 5-6
TORONTO, ONTARIO
(The Webb School)

#21

ALLY STEDMAN
Jr. | G | 5-9
PHOENIX, ARIZ.
(Pinnacle/Pepperdine)

#30

SHAYEANN DAY-WILSON
Jr. | G | 5-6
TORONTO, ONTARIO
(Royal Crown/Duke)

#32

LAZARIA SPEARMAN
So. | F | 6-4
DACULA, GA.
(Dacula)

#35

LATASHA LATTIMORE
Jr. | F | 6-4
TORONTO, CANADA
(Texas/Royal Crown Academic)

#44

KYLA OLDACRE
So. | C | 6-6
MASON, OHIO
(Randolph Mason)

#54

SOPHIA ZULICH
Gr. | F | 5-11
SUDBURY, ONTARIO
(Denver)

KATIE MEIER
HEAD COACH
19TH SEASON

FITZROY ANTHONY
ASSOCIATE HEAD COACH
NINTH SEASON

LONNETTE HALL
ASSISTANT COACH
17TH SEASON

JOSH PETERSEN
ASSISTANT COACH
SECOND SEASON

BROADCAST

0 AURORA ALMÓN

Fr. | F | 6-4
SANTO DOMINGO, D.R.
Previous School: *Webb School*

	GP-GS	PPG	RPG	APG	MPG
2023-24	-	-	-	-	-
CAREER	-	-	-	-	-

- Four-star recruit in the class of 2024
- Reclassified to enroll at Miami for the 2023-24 campaign
- Helped The Webb school to a third-straight Division II-A state title
- Played at and attended The Webb School, a boarding school in Tenn.
- Competed for the Dominican Republic in '19 Centrobasket U17

1 LEMYAH HYLTON

So. | G | 5-11
MISSISSAUGA, ONTARIO
Previous School: *Arizona*

	GP-GS	PPG	RPG	APG	MPG
2023-24	22-0	6.6	1.7	0.6	16.9
CAREER	37-0	4.5	1.5	0.5	13.3

- 16 points on 60 percent shooting at Mississippi State Nov. 29
- Played in 15 games at Arizona as a true freshman
- Logged 1.5 points per game and 1.1 boards per contest in Tucson
- Four-star recruit in the class of 2022, ranked 85th by ESPN HoopGurlz
- Represented Canada in the U19 team

4 JASMYNE ROBERTS

Jr. | G | 5-10
JACKSONVILLE, FLA.
Previous School: *Bishop Kenny*

	GP-GS	PPG	RPG	APG	MPG
2023-24	30-29	11.1	4.9	1.5	28.2
CAREER	93-50	7.7	3.9	1.2	20.4

- ACC Player of the Week (2/6/23) and 2023 All-ACC Academic Team honoree
- 2023 NCAA Tournament Greenville 2 All-Region Team
- Tabbed Florida Times-Union All-First Coast Player of the Year twice
- Named 2021 USA TODAY Greater Jacksonville Female Athlete of the Year
- Tallied 2,224 career points and 1,005 career rebounds at Bishop Kenny

5 JAIDA PATRICK

Gr. | G | 5-10
WEST HAVERSTRAW, N.Y.
Previous School: *Columbia*

	GP-GS	PPG	RPG	APG	MPG
2023-24	30-30	7.8	4.5	1.6	27.3
CAREER	119-79	8.6	4.2	1.7	23.5

- Most previously played at Columbia; also earned two letters at Duke
- 2022-23 Second Team All-Ivy League, 2x Ivy League Player of the Week
- NCAA Women's Basketball Starting 5 Player of the Week (12/5/22)
- Started 64 games at Columbia, helping the Lions to the 2023 NIT Title game
- Posted 22 double-doubles, eight triple-doubles in high school

12 JA'LEAH WILLIAMS

Jr. | G | 5-9
POMPANO BEACH, FLA.
Previous School: *Blanche Ely*

	GP-GS	PPG	RPG	APG	MPG
2023-24	29-18	7.2	4.3	2.8	27.8
CAREER	98-81	7.0	3.8	2.5	26.4

- Named to the 2023 Miami Thanksgiving All-Tournament Team
- Top five among ACC freshmen in points, boards, assists and steals (21-22)
- Fifth student-athlete in Miami history named to the ACC All-Freshman Team
- Sun Sentinel Broward County Class 7A-6A Player of the Year (2019)
- Helped Blanche Ely to its first state title since 1992

13 LASHAE DWYER

Jr. | G | 5-6
TORONTO, ONTARIO
Previous School: *Webb School*

	GP-GS	PPG	RPG	APG	MPG
2023-24	30-13	6.7	2.7	1.6	21.1
CAREER	95-13	5.4	2.2	1.1	15.6

- Earned starts in all 35 games as a sophomore, averaging 5.9 PPG
- Was second on the team in steals (45) and third in blocks (9) last season
- Named ACC Freshman of the Week Dec. 13, 2021
- 2020-21 Tennessee Gatorade Player of the Year
- No. 79 overall in the 2021 class per espnW HoopGurlz

21 ALLY STEDMAN

Jr. | G | 5-9
PHOENIX, ARIZONA
Previous School: *Pepperdine*

	GP-GS	PPG	RPG	APG	MPG
2023-24	26-1	2.2	0.7	0.4	10.1
CAREER	69-42	9.0	2.0	1.3	23.8

- Two-year letterwinnner at Pepperdine, transferring in prior to 2023-24
- Named WCC Honorable Mention in 2022-23 and WCC All-Freshman
- Averaged double-digit scoring in both seasons at Pepperdine
- Seven 20-plus point games with the Waves
- Arizona Prep Player of the Year during her senior season of high school

30 SHAYEANN DAY-WILSON

Jr. | G | 5-6
TORONTO, ONTARIO
Previous School: *Duke*

	GP-GS	PPG	RPG	APG	MPG
2023-24	30-24	11.9	2.6	3.6	29.9
CAREER	92-70	10.8	2.9	3.2	27.2

- Drained 5 three-pointers on three instances this season
- Named ACC Freshman of the Year in 2021-22
- USBWA National Freshman of the Week Dec. 7, 2021
- 3x ACC Freshman of the Week
- Top Canadian guard in the 2021 class

32 LAZARIA SPEARMAN

So. | F | 6-4
DACULA, GEORGIA
Previous School: *Dacula*

	GP-GS	PPG	RPG	APG	MPG
2023-24	29-9	6.2	6.1	0.5	18.6
CAREER	59-9	5.7	5.0	0.4	15.7

- Four double-doubles this season
- Named to the 2023 Miami Thanksgiving All-Tournament Team
- Paced all ACC freshmen in field goal percentage (100-game minimum)
- Went for 19 points after a perfect night from the floor at DePaul last year
- No. 26 recruit in the country per ASGR Basketball coming out of Georgia

35 LATASHA LATTIMORE

Jr. | F | 6-4
TORONTO, ONTARIO
Previous School: *Texas*

	GP-GS	PPG	RPG	APG	MPG
2023-24	26-5	5.7	3.2	0.5	14.7
CAREER	67-6	4.8	3.0	0.4	13.3

- Made her first appearance in 358 days Nov. 24, 2023 vs. Colgate
- Played nine games a year ago before sustaining an ACL injury Dec. 1
- Been a part of two Elite 8 teams (Miami last year, Texas in 2021-22)
- Dominated Boston with 25 points Nov. 13, 2022
- Played in all 32 of Texas' games as a true freshman in 2021-22

44 KYLA OLDACRE

So. | F | 6-6
MASON, OHIO
Previous School: *William Mason*

	GP-GS	PPG	RPG	APG	MPG
2023-24	30-21	5.1	4.5	0.5	16.3
CAREER	53-21	4.6	3.9	0.4	14.2

- Named to the 2022-23 All-ACC Academic Team
- Made 23 appearances as a true freshman, playing 11.5 minutes per game
- Came up big, going for 19 points against UVA Feb. 26
- 2022 McDonald's All-American and No. 25 recruit in the country
- Earned an invitation to the 2022 U.S. U18 National Team Trials

54 SOPHIA ZULICH

Gr. | F | 5-11
SUDBURY, ONTARIO
Previous School: *Denver*

	GP-GS	PPG	RPG	APG	MPG
2023-24	0-0	0-0	0-0	0-0	0-0
CAREER	25-0	1.0	0.7	0.2	5.4

- Transferred from Denver for her graduate year prior to the 2023-24 year
- Logged all 25 of her appearances in the 2019-20 season
- Suffered three injury setbacks between between 2020-23
- Represented Denver and the Summit League at the 2023 NCAA Convention for the DI Student-Athlete Advisory Committee.