

2024-25

# MEDIA GUIDE

## Women's Basketball

**871**
VICTORIES

**54**
ALL-CONFERENCE SELECTIONS

**29**
1,000-POINT SCORERS

**24**
POSTSEASON BERTHS

**19**
20-WIN SEASONS

**16**
NCAA TOURNAMENT APPEARANCES

**11**
ALL-AMERICA HONOREES

**10**
CONSECUTIVE POSTSEASON TRIPS

**8**
WNBA PLAYERS/DRAFTEES

**3**
CONFERENCE REGULAR SEASON TITLES

**2**
CONFERENCE PLAYERS OF THE YEAR

**1**
NATIONAL PLAYER OF THE YEAR

# TABLE OF CONTENTS




## INTRODUCTION

1 Table of Contents
2 2024-25 Schedule
3 Quick Facts
4 Athletics Communications, Creative & Marketing
5 Media Policies
6 Facilities
7 University Administration
8-12 Executive Staff

## COACHES & STAFF

14-15 Head Coach Tricia Cullop
16 Associate Head Coach Fitzroy Anthony
17 Associate Head Coach Jessie Ivey
18 Assistant Coach Murriel Page
19 Assistant Coach Danielle Page
20-22 Basketball Staff

## HURRICANES

24-25 Photo Roster
26-38 Student-Athlete Bios
39 Roster Breakdowns

## 2023-24 REVIEW

41-47 Results
48 Season Statistics
49 Conference Statistics
50 Non-Conference Statistics
51 Win Statistics
52 Loss Statistics
53 Home Statistics
54 Away Statistics
55 Neutral Site Statistics
56 ACC Tournament Statistics
57 Team Game-by-Game
58 Opponent Game-by-Game
59 Team Game Highs
60 Team Game Lows
61 Opponent Game Highs
62 Opponent Game Lows
63 Player Game Highs
64 Opponent Player Game Highs
65-66 Category Leaders
67 Specialty Statistics
68 Player Game-by-Game Points-Rebounds-Assists

## RECORDS

70-71 Team Game Records
71 Team ACC Game Records
72 Team Season Records
73-74 Individual Game Records
74 Individual ACC Game Records
75-76 Individual Season Records
77-78 Individual Career Records
79-82 NCAA Tournament Records
83-86 WNIT Records
87-90 ACC Tournament Records
91 Watsco Center Records
92 Miscellaneous Records
93 Overtime Games
94 100-Point Games
95-96 Halftime Comebacks
97 All-Time Comebacks
98-102 Against Ranked Opponents
103 Last Time It Happened
104-106 Yearly Leaders
107-110 1,000 Points Club
111-113 Year-By-Year Stats

## HISTORY

115 Year-By-Year Records
116-132 All-Time Results
133-135 Series Records
136-154 Series Results
155-156 History vs. Conferences
157 ACC/Big 10 Challenge History
158-160 Conference Tournament History
161-162 NCAA Tournament History
163 WNIT & AIAW History
164-169 NCAA Tournament Teams
170-171 WNIT Teams
172-173 Hurricanes in the Polls
174-178 Hurricane Honors
179 UM Sports Hall of Fame, ACC Legends & Pro Canes
180 Past Coaches
181-183 Hurricane Letter Winners
184-186 Hurricane Jersey Numbers
187-190 Retired/Honored Jerseys
191-216 All-Time Career Stats


## CREDITS

***Compilation:*** Trevor Marbut, previous Miami athletics communications staff members

***Editors:*** Trevor Marbut, Megan Barnes previous Miami athletics communications staff members

***Photography:*** Raul Maristany, Noah Thomas, JC Ridley, Trevor Marbut

## UNIVERSITY OF MIAMI MISSION STATEMENT

The University of Miami's mission is to educate and nurture students, to create knowledge, and to provide service to our community and beyond. Committed to excellence and proud of the diversity of our University family, we strive to develop future leaders of our nation and the world.

# 2024-25 SCHEDULE

| DATE | OPPONENT | LOCATION | TIME | TV |
|---|---|---|---|---|
| **Nov. 4** | **STETSON** | **Coral Gables, Fla.** | **11 a.m.** | **ACCNX** |
| **Nov. 11** | **JACKSONVILLE** | **Coral Gables, Fla.** | **7 p.m.** | **ACCN** |
| Nov. 16 | at Florida | Gainesville, Fla. | 12 p.m. | SECNX |
| **Nov. 19** | **FIU** | **Coral Gables, Fla.** | **7 p.m.** | **ACCNX** |
| **Nov. 22** | **CAMPBELL** | **Coral Gables, Fla.** | **7 p.m.** | **ACCNX** |
| **Nov. 29** | **CHARLOTTE^** | **Coral Gables, Fla.** | **12 p.m.** | **ACCNX** |
| **Dec. 1** | **TBD^** | **Coral Gables, Fla.** | **2:30 p.m.** | **ACCNX** |
| **Dec. 4** | **VANDERBILT$** | **Coral Gables, Fla.** | **5 p.m.** | **ACCN** |
| **Dec. 8** | **BETHUNE-COOKMAN** | **Coral Gables, Fla.** | **2 p.m.** | **ACCNX** |
| Dec 15 | at Pitt* | Pittsburgh, Pa. | 12 p.m. | ACCN |
| Dec. 20 | vs Nevada! | Makawao, Hawai'i | 12:30 a.m. | TBD |
| Dec. 20 | vs Oregon State! | Makawao, Hawai'i | 11 p.m. | TBD |
| **Dec. 29** | **NORTH CAROLINA*** | **Coral Gables, Fla.** | **4 p.m.** | **ACCN** |
| Jan. 2 | at Louisville* | Louisville, Ky. | 7 p.m. | ACCNX |
| **Jan. 5** | **VIRGINIA TECH*** | **Coral Gables, Fla.** | **12 p.m.** | **ACCNX** |
| Jan. 12 | at Syracuse* | Syracuse, N.Y. | 6 p.m. | ACCN |
| **Jan. 16** | **BOSTON COLLEGE*** | **Coral Gables, Fla.** | **7 p.m.** | **ACCNX** |
| Jan. 19 | at Florida State* | Tallahassee, Fla. | 2 p.m. | ACCNX |
| Jan. 23 | at Clemson* | Clemson, S.C. | 7 p.m. | ACCNX |
| **Jan. 26** | **SMU*** | **Coral Gables, Fla.** | **12 p.m.** | **ACCNX** |
| **Jan. 30** | **VIRGINIA*** | **Coral Gables, Fla.** | **7 p.m.** | **ACCNX** |
| **Feb. 2** | **GEORGIA TECH*** | **Coral Gables, Fla.** | **2 p.m.** | **ACCN** |
| Feb. 9 | at Duke* | Durham, N.C. | 2 p.m. | ACCNX |
| Feb. 13 | at NC State* | Raleigh, N.C. | 6 p.m. | ACCN |
| **Feb. 16** | **FLORIDA STATE*** | **Coral Gables, Fla.** | **2 p.m.** | **CW** |
| **Feb. 20** | **NOTRE DAME*** | **Coral Gables, Fla.** | **7 p.m.** | **ACCNX** |
| **Feb. 23** | **WAKE FOREST*** | **Coral Gables, Fla.** | **12 p.m.** | **ACCN** |
| Feb. 27 | at Stanford* | Palo Alto, Cali. | 10 p.m. | ACCNX |
| March 2 | at California* | Berkeley, Cali. | 5 p.m. | ACCNX |

**BOLD CAPS** = Home game, played at the Watsco Center
* ACC game
$ ACC/SEC Challenge
^ Miami Thanksiving Tournament
! Maui Classic
*All times Eastern*

# QUICK FACTS



## UNIVERSITY INFORMATION

| | |
|---|---|
| **Location** | Coral Gables, Fla. |
| **Enrollment** | 19,397 |
| **Founded** | 1925 |
| **Nickname** | Hurricanes |
| **Colors** | Orange (PMS 1665), Green (PMS 3435) and White |
| **President** | Joe Echevarria |
| **Vice President / Director of Athletics** | Dan Radakovich |
| **Faculty Athletics Representative** | Dr. Marvin Dawkins |
| **Conference** | Atlantic Coast Conference |
| **Arena / Capacity** | Watsco Center / 7,972 |
| **Press Row Phone** | 305-284-2111 |
| **Ticket Office Phone** | 1-800-GO-CANES |
| **Website** | MiamiHurricanes.com |
| **Mailing Address** | 5821 San Amaro Drive, Coral Gables, FL 33146 |

## ATHLETICS ADMINISTRATION

| | |
|---|---|
| **Vice President / Director of Athletics** | Dan Radakovich |
| **Senior Deputy AD** | Brian Baptiste |
| **Chief Revenue Officer** | Jason Layton |
| **Deputy AD / SWA** | Rachelle Paul |
| **Assistant Vice President / Athletics Development** | Brian Campbell |
| **Executive Associate AD / Brand and Marketing Strategy** | Savanna Wood |
| **Executive Associate AD / Business Operations** | Matthew Smale |
| **Executive Associate AD / Compliance** | Dan Raben |
| **Executive Associate AD / Strategic Communications** | Carter Toole |
| **Executive Associate AD / Student-Athlete Development** | Shirelle Jackson |
| **Sr. Associate AD / Academic Services** | David Wyman |
| **Sr. Associate AD / Athletic Training** | Vinny Scavo |
| **Sr. Associate AD / Capital Projects, Events & Operations** | Tom Ponietowicz |
| **Sr. Associate AD / Principal Giving** | Amy Ferguson |
| **Sr. Associate AD / Performance, Health & Wellness** | Luis Feigenbaum |
| **Assistant AD / Academic Services** | Jessica Lopez |
| **Associate AD / Communications** | Camron Ghorbi |
| **Associate AD / Compliance** | Sarah McFall |
| **Associate AD / Facilities, Events & Operations** | Tom Ponietowicz |
| **Associate AD / Head of NIL & Digital** | Evan Roberts |
| **Associate AD / Student-Athlete Development** | LaToya Farris |
| **Assistant AD / Business Operations** | John Cantalupo |
| **Assistant AD / Communications** | Megan Barnes |
| **Assistant AD / Compliance** | Sarah McFall |
| **Assistant AD / Creative Services** | Kyle Stopperan |
| **Assistant AD / Facilities & Operations** | Anthony Conrath |
| **Assistant AD / Information Technology** | Ray Lopez |
| **Assistant AD / Lead Learning Specialist** | Stephanie Shuey |
| **Assistant AD / Olympic Sports** | Christy Steffan |
| **Assistant AD / Production Services** | Drew Thomas |
| **Assistant AD / Sales & Service** | Kayla Blake |

## COACHES & STAFF

| | |
|---|---|
| **Head Coach** | Tricia Cullop (Purdue, 1993 [B.A.]) |
| **Record at Miami** | 0-0 (1st season) |
| **Career Record** | 476-279 (25th season) |
| **Associate Head Coach** | Fitzroy Anthony (Palm Beach Atlantic, 2008) |
| **Associate Head Coach** | Jessie Ivey (West Florida, 2010) |
| **Assistant Coach** | Murriel Page (Florida, 1998) |
| **Assistant Coach** | Danielle Page (Nebraska, 2008) |
| **Director of WBB Ops / Coordinator of Recruiting** | Lonnette Hall |
| **Director of WBB Ops / Special Projects** | Margie Gill |
| **Video Coordinator** | Brandon Jaijairam |
| **Creative Content Specialist** | Sam Prusynski |
| **Athletic Trainer** | Silver Harris |
| **Strength & Conditioning Coach** | Brianne Brown |

## PROGRAM HISTORY

| | |
|---|---|
| **First Year of Basketball** | 1972-73 (52nd season) |
| **All-Time Record** | 871-610 (.588) |
| **All-Time ACC Record** | 151-149 (.503) |
| **NCAA Tournament Appearances** | 16 |
| (1989, '92, '93, '98, 2003, '04, '11, '12, '13, '15, '16, '17, '18, '19, '22, '23) | |
| **All-Time NCAA Tournament Record** | 11-16 |
| **Last NCAA Tournament Opponent** | LSU (2023) |
| | L, 54-42, Elite Eight |

## TEAM INFORMATION

| | |
|---|---|
| **2023-24 Overall Record** | 19-12 |
| **Home/Away/Neutral** | 14-4 / 4-6 / 1-2 |
| **2022-23 ACC Record / Finish** | 8-10 / 9th |
| **Players Returning / Lost** | 4 / 8 |
| **Starters Returning / Lost** | 1 / 4 |
| **Newcomers** | 11 |

## 2024-25 HURRICANES

| NO. | NAME | POS. | HT. | CL. | HOMETOWN |
|---|---|---|---|---|---|
| 0 | Aurora Almón | F | 6-4 | Fr. | Santo Domingo, D.R. |
| 1 | Lemyah Hylton | G | 5-11 | So. | Mississauga, Ontario |
| 4 | Jasmyne Roberts | G | 5-10 | So. | Jacksonville, Fla. |
| 5 | Ahnay Adams | G | 5-6 | Fr. | New Bedford, Mass. |
| 8 | Darrione Rogers | G | 5-11 | Sr. | Chicago, Ill. |
| 12 | Cameron Araujo | G | 5-9 | Jr. | Miami, Fla. |
| 13 | Eden Pearson | G | 5-9 | So. | Wheaton, Ill. |
| 14 | Haley Cavinder | G | 5-6 | Gr. | Gilbert, Ariz. |
| 15 | Hanna Cavinder | G | 5-6 | Gr. | Gilbert, Ariz. |
| 16 | Daniela Abies | F | 6-0 | Jr. | Malaga, Spain |
| 21 | Natalija Marshall | F | 6-5 | Gr. | Queens, N.Y. |
| 22 | Simone Pelish | G | 6-0 | Fr. | Poughkeepsie, N.Y. |
| 42 | Leah Harmon | G | 5-6 | Fr. | Paterson, N.J. |
| 44 | Cameron Williams | F | 6-3 | Gr. | Chicago, Ill. |
| 54 | Sophia Zulich | F | 5-11 | Gr. | Sudbury, Ontario |

| RET. STARTERS | CL | POS | PPG | RPG | APG |
|---|---|---|---|---|---|
| Jasmyne Roberts | Sr. | G | 11.1 | 4.9 | 1.5 |

| RETURNING NUMBERS | AVG/GAME | PCT |
|---|---|---|
| Points | 16.5 | .248 |
| Rebounds | 6.1 | .159 |
| Assists | 1.9 | .147 |
| Blocks | .39 | .103 |
| Steals | 1.97 | .224 |
| Starts | 31 of 155 | .200 |

## COMMUNICATIONS

| | |
|---|---|
| **Director / Communications (WBB)** | Trevor Marbut |
| Cell: 843-422-4752 | Email: trevormarbut@miami.edu |
| **Associate AD / Communications** | Camron Ghorbi |
| | Email: c.ghorbi@miami.edu |
| **Assistant AD / Communications** | Megan Barnes |
| | Email: meganbarnes@miami.edu |
| **Associate Director / Communications** | Josh White |
| | Email: joshwhite@miami.edu |
| **Assistant Director / Communications** | James Knable |
| | Email: jamesknable@miami.edu |
| **Assistant Director / Communications** | Macy Parmer |
| | Email: macyparmer@miami.edu |

## SOCIAL MEDIA ACCOUNTS

| | |
|---|---|
| **Official Women's Basketball** | **Twitter:** @CanesWBB |
| | **Facebook:** /CanesWBB |
| | **Instagram:** @CanesWBB |
| **Official Athletics** | **Twitter:** @MiamiHurricanes |
| | **Facebook:** /MiamiHurricanes |
| | **Instagram:** @MiamiHurricanes |
| **Tricia Cullop** | **Twitter:** @CoachCullop |
| **Dan Radakovich** | **Twitter:** @DanRadakovich |
| **Sebastian the Ibis** | **Twitter:** @UM_Sebastian |
| | **Instagram:** @UM_Sebastian |

# COMMUNICATIONS, CREATIVE & MARKETING

## SENIOR STAFF

**SAVANNA WOOD**
EXECUTIVE ASSOCIATE AD / BRAND AND MARKETING STRATEGY
Alma Mater: Florida, 2015 E-mail: savwood@miami.edu

**CARTER TOOLE**
SENIOR ASSOCIATE AD / STRATEGIC COMM / CHIEF OF STAFF
Alma Mater: North Carolina E-mail: carter.toole@miami.edu

## COMMUNICATIONS

**CAMRON GHORBI**
ASSOCIATE AD / COMMUNICATIONS
FOOTBALL[1], SWIM/DIVE
Alma Mater: Miami, 2011 E-mail: c.ghorbi@miami.edu

**MEGAN BARNES**
ASSISTANT AD / COMMUNICATIONS
WOMEN'S BASKETBALL, GOLF
Alma Mater: Missouri, 2017 E-mail: meganbarnes@miami.edu

**TREVOR MARBUT**
DIRECTOR / COMMUNICATIONS
WOMEN'S BASKETBALL, SOCCER, ROWING
Alma Mater: NC State, 2021 E-mail: trevormarbut@miami.edu

**JOSH WHITE**
ASSOCIATE DIRECTOR / COMMUNICATIONS
BASEBALL, FOOTBALL[3]
Alma Mater: Miami, 2019 E-mail: joshwhite@miami.edu

**JAMES KNABLE**
ASSISTANT DIRECTOR / COMMUNICATIONS
TRACK/FIELD, CROSS COUNTRY, FOOTBALL
Alma Mater: West Virginia, 2022 E-mail: jamesknable@miami.edu

**MACY PARMER**
ASSISTANT DIRECTOR / COMMUNICATIONS
VOLLEYBALL, M TENNIS, W TENNIS
Alma Mater: Houston, 2020 E-mail: macyparmer@miami.edu

**CHRISTY CABRERA CHIRINOS**
SENIOR EDITOR
Alma Mater: Miami E-mail: cchirinos@miami.edu

## CREATIVE SERVICES

**KYLE STOPPERAN**
ASSISTANT AD / CREATIVE SERVICES
Alma Mater: Colorado State, 2001 E-mail: kstopperan@miami.edu

**LEO RAMOS**
DIRECTOR / BRAND MARKETING
Alma Mater: Miami, 2012 E-mail: l.ramos1@miami.edu

**JOE WILLIAMS**
DIRECTOR / CREATIVE VIDEO PRODUCTION
Alma Mater: James Madison, 2019 Email: jxw2070@miami.edu

**PATRICK SHEA**
SENIOR VIDEO PRODUCER
Alma Mater: UCF, 2019 Email: pat.shea@miami.edu

**JOHN COBB**
SENIOR VIDEO PRODUCER
Alma Mater: NC State, 2019 Email: jscobb@miami.edu

**GRACE SCHINSING**
SOCIAL CONTENT PRODUCER
Alma Mater: Auburn, 2023 Email: gxs713@miami.edu

**GRACE SCHINSING**
SOCIAL CONTENT PRODUCER
Alma Mater: Florida, 2021 Email: noahthomas@miami.edu

## EVENT EXPERIENCE

**MARLON CLARKE**
DIRECTOR / EVENT EXPERIENCE
Alma Mater: Palm Beach St, 2012 E-mail: mxc2670@miami.edu

**TAYLOR NORTON**
ASSISTANT DIRECTOR / EVENT EXPERIENCE
Alma Mater: UNLV, 2019 E-mail: tan59@miami.edu

**MEGAN SIEBERSMA**
MANAGER / IN-STADIUM PRODUCTIONS
Alma Mater: Texas A&M, 2019 E-mail: mms502@miami.edu

**DANIEL TOLL**
ASSISTANT DIRECTOR / MARKING & PRODUCTION SERVICES
Alma Mater: Miami, 2024 E-mail: djt100@miami.edu

## CONSUMER MARKETING

**TAYLOR LYNN**
DIRECTOR / CONSUMER MARKETING & CRM STRATEGY
Alma Mater: Miami, 2016 E-mail: t.lynn2@umiami.edu

**DANIEL CONTRERAS**
DIGITAL MARKETING SPECIALIST
Alma Mater: FIU, 2019 E-mail: dcontreras@miami.edu

**ALECIA BEHRENS**
DIGITAL MARKETING SPECIALIST
Alma Mater: Florida State, 2022 E-mail: avb83@miami.edu

**CAMERON MCKHANN**
DIGITAL MARKETING & ANALYTICS SPECIALIST
Alma Mater: Miami, 2022 E-mail: cfm71@miami.edu

# MEDIA POLICIES



## COVERING THE HURRICANES

Interview requests for women's basketball student-athletes and coaches must be submitted to Director/ Communications Trevor Marbut (trevormarbut@miami.edu) in all instances. Marbut and the Miami communications staff will make every effort to schedule a time to accommodate those requests, based on time constraints and academic/meeting obligations.

## LIVE BROADCASTS

It is not permissible for any non-rights holder to broadcast over the air, stream over the internet (audio or video), or transmit in any other way, any live event without the consent of the University of Miami athletics department. Live events include varsity contests, press conferences (including but not limited to weekly scheduled and postgame press conferences) and any other group media availability. Exceptions may be made for any major news-breaking event. Failure to follow this policy will result in having credentials revoked.

## ARCHIVING OF EVENT AUDIO/VIDEO

It is not permissible for any non-rights holder to post, place, broadcast, or make available in any other way, audio or video event content that exceeds three (3) minutes in length. Events are defined as varsity contests, press conferences and any other group media availability. Archiving may not begin until the conclusion of the entire event. It is not permissible to reuse or post any video produced and/or owned by the University of Miami athletics department without the consent of the university.

## PHOTOGRAPHY

Miami follows NCAA and ACC rules regarding media representatives photographing games. Only properly credentialed photographers will be allowed in the designated photo areas of the Watsco Center as specified by the NCAA and ACC.

NO photographers will be permitted to shoot from the sidelines. All photographers must remain in the Watsco Center's designated photo areas along the baselines. Photo credentials are subject to revocation by the Miami athletics communications office at any time.

## MEDIA CREDENTIALS

Requests for working media and photo credentials should be submitted to Trevor Marbut at trevormarbut@miami.edu by sports editors or sports directors of accredited media outlets. Requests should be made as early as possible and should be limited to working media only. Requests made within two days of the game may not be considered.

## UNAUTHORIZED CREDENTIAL USE

Credentials will be issued to working media only. Media credentials are not transferable and use by anyone other than members of the working media is unauthorized. Media credentials used in an unauthorized manner will be revoked immediately. News organizations allowing unauthorized individuals to use credentials will have their credentials revoked for the remainder of the year.

## QUESTIONS?

Please contact Trevor Marbut via email at trevormarbut@miami.edu or by phone at 843-422-4752 (Cell) with any questions about the University of Miami women's basketball team.

# FACILITIES



## Watsco Center

The Watsco Center is a 200,000 square foot, 7,972-seat arena that is home to the University of Miami men's and women's basketball teams. It was called the BankUnited Center from 2005-16 and the UM Convocation Center from 2003-05.

Watsco, Inc., based in Miami, is traded on the NYSE and is the largest distributor of air conditioning, heating and refrigeration products, with annual sales approaching $5 billion, 6,000 employees and over 600 locations throughout North America. Watsco has provided funding to the University since the 1990s through its 'Watsco Kids' program, providing children in the community free access to performance arts, sports and other events at the University.

The Canes opened the arena Jan. 4, 2003, with an overtime win over North Carolina. Since then, Miami has won the ACC regular-season championship in the building and hosted NCAA women's basketball tournament games.

Since its opening, the arena has hosted a number of memorable events and sold-out shows, including Coldplay, DaBaby, Drake, The Fray, Green Day, Kodak Black, John Mayer and Lil Baby. It has also served as the setting for televised events and award shows such as the 2004 Presidential Debates, All Elite Wrestling, Billboard's Latin Music Awards, Premio Lo Nuestro, Premios Juventud, The X Factor and Unplugged featuring Ricky Martin and Thalia.

The venue has welcomed world-renowned figures and politicians, including His Holiness the Dalai Lama, former United States Presidents Bill Clinton and Barack Obama, former Secretary of State Hillary Clinton, former Vice President Joe Biden and late Senator John McCain.



## Fieldhouse

The 29,000-square foot on-campus practice facility that is conveniently located adjacent to the Watsco Center opened in March of 2009. The facility houses a pair of full-sized basketball courts with 14 baskets, as well as a multi-purpose room to host a variety of events. Miami basketball players have access to the secure facility 24 hours per day, allowing the Hurricanes court time at any time all year.

The Hurricanes use the facility for both conditioning and practice sessions, as well as for individual workouts and pick-up games. The Fieldhouse was also honored for its sustainability components, earning the LEED Gold designation, established by the U.S. Green Building Council & verified by the Green Building Certification Institute.

# UNIVERSITY ADMINISTRATION



## DR. JOE ECHEVARRIA

**UNIVERSITY PRESIDENT**
MIAMI, 1978

In October 2024, Joe Echevarria was named the seventh president of the University of Miami.

As President of the University of Miami and CEO of UHealth, Joe Echevarria leads more than 20,000 professionals whose focus is transforming lives through education, research, and patient care.

A seasoned chief executive, Mr. Echevarria served as the CEO of Deloitte LLP, a global provider of professional services, from 2011 until his retirement in 2014. During his 36-year tenure with the firm, he served in various leadership roles, including Deputy Managing Partner, Southeast Region, Audit Managing Partner, and U.S. Managing Partner and Chief Operating Officer. His leadership responsibilities extended to approximately 70,000 professionals in nearly 90 U.S. cities and India, as well as the firm's US-owned consulting businesses in Germany, Mexico, China, and Brazil.

Mr. Echevarria has a long history of service to the University of Miami, where he earned a bachelor's degree in business administration in 1978. Following his retirement from Deloitte and seven years of service on its Board of Trustees from 2012 to 2019, Echevarria brought his expertise to the University of Miami Health System as a Senior Advisor to former President Julio Frenk, Interim Chief Financial Officer, Chief Administrative Officer, and Interim Chief Executive Officer. He became Chief Executive Officer of UHealth in 2020 and his responsibilities as CEO grew to include the entire University in 2022. On June 12, 2024, the University of Miami Board of Trustees appointed him Acting President of the University.

Mr. Echevarria remains active on various boards, chairing the Board of Directors of the Bank of New York Mellon, and serving on the Boards of Directors of both Pfizer and UNUM, a provider of financial protection benefits.

Having grown up in a Hispanic single-parent inner city household in the South Bronx neighborhood, he is committed to helping others. Mr. Echevarria's service to the community extends to the non-profit and public sectors. He previously served as Chair of former President Obama's My Brother's Keeper Alliance and as an advisor to the Obama Foundation. He is a former Member of President Obama's Export Council and of the Presidential Commission on Election Administration.



## DR. MARVIN DAWKINS

**FACULTY REPRESENTATIVE**
EDWARD WATERS COLLEGE, 1970

Dr. Marvin Dawkins, a distinguished professor in the Department of Sociology at the University of Miami, is in his 11th year as the Faculty Athletics Representative. He was named to the post in April 2012, replacing Clyde McCoy after his 17 years of service in that role.

In his FAR post, Dawkins is responsible for ensuring the academic integrity of students participating in University athletic programs and helping to oversee institutional control of the Department of Athletics. The Faculty Athletics Representative serves as a liaison between the University and the athletic department. This individual is the University's voting delegate to the ACC and represents UM with the NCAA and ACC.

Dawkins received his doctorate from Florida State and completed his postdoctoral research fellowships at Howard University and The Johns Hopkins University. He previously served on the faculties of the University of Maryland, Old Dominion University and the University of Wisconsin-Parkside.

His research focuses on issues of race and social equity in such areas as education, career aspirations and mobility, substance abuse prevention, and sports.

He has published widely in these areas, including his most recent article titled "Race and Pathways to Power in the National Football League" (with Jomills H. Braddock and Erica Smith), which appears in American Behavioral Scientist (2012). His research on golf includes book chapters, scholarly articles, and the book African American Golfers During the Jim Crow Era (Praeger 2000), coauthored with Graham C. Kinloch. Dawkins was recently appointed to the United States Golf Association Museum Committee and is currently completing a study on the media treatment of black golfers from the Jim Crow era to the present.

# EXECUTIVE STAFF



## DAN RADAKOVICH

**VP / DIRECTOR OF ATHLETICS**
INDIANA (PA), 1980

Dan Radakovich was named the 14th Director of Athletics in University of Miami history on December 8, 2021, returning to his graduate school alma mater as one of the nation's most decorated and successful college athletics administrators.

Radakovich, who most recently served as Director of Athletics at Clemson for nine years, launched his career at UM in 1983 as the Hurricanes' athletic business manager, an experience which charted a course that has now spanned seven schools and 30-plus years as a visionary leader in all aspects of college athletics.

In his first 18 months in Coral Gables, Radakovich has worked with campus leaders to chart an ambitious course for Miami Athletics with respect to facilities, sport sponsorship, fundraising and staff development. He hired three new head coaches (baseball, golf, rowing) and extended the contracts of six others. He has worked closely with football head coach Mario Cristobal to ramp up recruiting, evaluation, sports science and creative resources. Miami has announced plans to build a new football operations center, the on-campus "forever" home for Hurricanes football, a towering structure that will raise the student-athlete experience for all sports. UM recently opened the Susan and Stephen Symons Basketball Training Center and The Ruiz Family Baseball Strength & Conditioning Center.

This past year, Miami's men's basketball team reached its first-ever Final Four, while the women's basketball team advanced to the first Elite Eight in school history. UM also posted its highest Learfield Directors' Cup finish since 2016. Miami was one of seven schools – and the only ACC school – to have players drafted in the 2023 NFL, NBA, WNBA and MLB Drafts. In 2021-22, Miami was one of just two schools (along with North Carolina) to have its football team qualify for a bowl game, its men's basketball team reach the Sweet 16 and its baseball team host a regional.

Miami's most recent NCAA Graduation Success Rate was 93 percent, matching the school record set in 2012. UM student-athletes posted a Spring 2023 grade point average of 3.17, the school's highest non-COVID semester ever. Miami also captured the 2022 NCAA Team Works Community Service competition with 100 percent participation from its student-athletes.

Miami Athletic Development raised more than $26 million this past fiscal year, an increase of 36 percent over the previous year, and increased its total number of donors by more than 8,000.

Radakovich is the immediate past President of LEAD1, which represents athletic directors at the Division I level. He was named 2017 SportsBusiness Journal Athletic Director of the Year after being a finalist in 2015. In 2014, Radakovich was one of 13 people, including one of only five FBS Directors of Athletics, to be named to first College Football Playoff committee.

At Clemson, Radakovich oversaw the most successful stretch in Tigers football history as the program won two national championships (2016, 2018), six ACC titles and made six College Football Playoff appearances.

Clemson set a school record in the NCAA's most recent Graduation Success Rate (GSR) report, posting a 95 percent score, which also tied for first in the ACC amongst public schools. Eight Tigers programs earned perfect scores. Clemson student-athletes recorded nine semesters with a 3.0 GPA or higher, including a record 3.57 GPA in the spring of 2020. Radakovich guided the department successfully throughout the pandemic, helping Clemson to reopen athletic operations, including safely hosting 112,367 fans at Memorial Stadium in 2020, third most in the nation.

In 2020-21, Clemson had its best finish in the Learfield Directors' Cup since 2007, finishing No. 36. Highlighting the athletic year, the football program claimed the ACC title and appeared in the College Football Playoff, the men's soccer program claimed the 2020 ACC championship, and the women's soccer program advanced to the Elite Eight. Additionally, Radakovich oversaw the development of the softball program at Clemson, which officially began in the spring of 2020. That program earned the ACC regular-season championship in 2021 and made its first trip to the NCAA Tournament. Clemson also made NCAA appearances in men's basketball, indoor and outdoor track & field and men's and women's golf.

During Radakovich's tenure, IPTAY, the school's fundraising arm, saw significant increases in contributions and he was instrumental along with the IPTAY Board of Directors in the Cornerstone Partner Program, which together has helped fund numerous investments in infrastructure and the student-athlete experience.

During the 2018-19 school year, Clemson won its second football national championship in three years, defeating Alabama 44-16. During the 2017-18 school year, Clemson became the first school in history to reach the College Football Playoff, advance to the Sweet 16 of the NCAA Men's Basketball Tournament and host a baseball regional in the same season.

Since 2013, Clemson received approvals for more than $200 million in facility improvements and increased spending on direct student-athlete development programs, including nutrition, mental health and professional development, by $2.4 million. His department increased overall revenue from $69 million in fiscal year 2014 to a budgeted $131 million in fiscal year 2020. Littlejohn Coliseum opened to rave reviews following a $63 million renovation. The Allen N. Reeves Football Complex opened in 2017, setting the standard for football facilities around the country. The Nieri Family Student-Athlete Enrichment Center opened as a state-of-the-art facility for student-athlete development in the classroom and community. The development, rebranding and expansion of football's P.A.W. Journey highlighted a best-in-class approach to preparation for life after their Clemson football careers.

Prior to his arrival, Radakovich amassed a wealth of experience serving in significant athletic administrative roles at Georgia Tech, LSU, American, South Carolina, Long Beach State and UM.

Radakovich came to Clemson from Georgia Tech, where he served as Director of Athletics for six years (2006-12). He hired football head coach Paul Johnson, who was inducted into the College Football Hall of Fame in 2023, and rebuilt McCamish Pavilion, home to the Yellow Jackets' men's and women's basketball teams. Prior to his tenure at Georgia Tech, Radakovich worked as a Senior Associate Athletic Director at LSU from 2001-06. He had many responsibilities with the football program, including the year the Tigers won the national title in 2003.

From 2000-01 Radakovich was Director of Athletics at American University. Between 1994 and 2000, he served as Chief Financial Officer at South Carolina. He gained experience on the West Coast from 1989-94, when he was a Senior Associate Athletic Director at Long Beach State. Radakovich worked at The U from 1983-85 as Athletics Business Manager.

Radakovich, a native of Aliquippa, Pa., is a 1980 graduate of Indiana (Pa.), where he earned a bachelor's degree in finance. He was also a football letterman and student coach with the Crimson Hawk program, and he was inducted into the school's athletic hall of fame in 2021. He previously was enshrined into the Beaver County Sports Hall of Fame in 2008 and was recognized as a distinguished alumnus from Indiana in 2009.

Radakovich and his wife, Marcie, have two sons, Christian, a 2012 Georgia Tech graduate, and Grant, a 2015 Mercer graduate who was a tight end on Clemson's 2016 national championship football team.

# EXECUTIVE STAFF



## BRIAN BAPTISTE

**SENIOR DEPUTY AD**
TOWSON, 2005

Miami Athletics hired Brian Baptiste as Senior Deputy Athletic Director in April of 2023.

Baptiste comes to Coral Gables after spending the past four years as the Vice President for Athletics and Recreation at La Salle University.

"We are excited to welcome Brian to the University of Miami family," Vice President/Director of Athletics Dan Radakovich said. "Brian is a dynamic and driven leader who brings a wealth of experience to our staff and will play a vital role in continuing to move our athletic department forward."

Under Baptiste's leadership La Salle raised more money for its annual fund or unrestricted fundraising over the past two fiscal years than it has in its history. La Salle had a record 263 student-athletes named to the Atlantic 10 Commissioner's Honor Roll during his tenure, and 60 student-athletes earned All-Academic honors from their respective conferences and coaches' associations. In 2020, 13 of La Salle's programs scored a perfect 100 in the NCAA Graduation Success Rate (GSR), ranking the department in the top-20 nationally and first in the Atlantic 10. He also implemented the "Defining Your Difference Program" to better position senior student-athletes for success after graduation.

Baptiste serves on the board of directors for the Dad Vail Regatta, the largest collegiate regatta in North America, and co-chaired the Atlantic 10 Conference's Commission for Racial Equity, Diversity, and Inclusion.

He is the Vice Chair of the NCAA's Minority Opportunities & Interests Committee. In addition, the Philadelphia Business Journal named Baptiste to its 40 Under 40 List in 2021.

Baptiste joined La Salle in 2019 after nearly seven years at Northwestern, where he has served as Deputy Director of Athletics for Capital Projects and Operations. In that role, Baptiste was responsible for all capital projects for athletics and recreation and had oversight of athletic facilities, event management, equipment services, and recreation. He also served as sport administrator for the men's basketball, women's volleyball, men's and women's swimming and diving, and women's cross country programs.

Previously, Baptiste spent nearly three years at the University of Delaware as Associate Athletic Director for Compliance. He began his intercollegiate athletics career as an Assistant Director of Compliance at Georgetown University.

A native of Cheverly, Md., Baptiste is a 2005 graduate of Towson University. He earned his Juris Doctor from St. Thomas University School of Law in 2008 and is licensed to practice law in the state of Maryland.

He and his wife, Jessica, have three daughters.



## JASON LAYTON

**CHIEF REVENUE OFFICER**
SAINT LEO, 1999

Jason Layton serves as the Chief Revenue Officer for Hurricanes Sales and Partnerships. In his current position, Layton has oversight of ticket sales, membership service, ticket operations, Hurricane Club annual fundraising, consumer marketing, retail and corporate partnerships sales & activations.

Prior to being named CRO, Layton most recently served as Senior Deputy Director of Athletics, a position he took over in June 2023. He previously served as Deputy Director of Athletics after joining Miami in December 2014 as the Senior Associate Athletics Director for Communications and Sales. In his most recent position with UM, Layton was responsible for managing the department's marketing, digital strategies, communications, ticket sales, ticket operations, client experience, video production and broadcast departments.

Additionally, Layton oversaw of all departmental licensing matters, Hurricane Global Partnerships and served as the department ACC Network liaison.

Since his arrival, Miami has seen exceptional growth in ticket sales and video production services in both content and broadcast with ESPN and the newly formed ACC Network.

Under his watch, Miami has seen an increased level of season ticket sales in football and men's basketball. Under Layton's guidance, Miami saw an unprecedented growth in football attendance during the 2016 season, as the Hurricanes totaled 42,000 season ticket holders and averaged 58,572 fans per game – the 27th-highest total in the nation and leader among all Power Five schools in percentage increase on a year-to-year basis (23 percent).

In addition, Miami sold out its entire 2015-16 and 2016-17 men's basketball season ticket allotment, marking the first time in Hurricane Athletics history that a team has sold out its entire season ticket allotment in back-to-back seasons.

Layton also served as the primary contact for ESPN during the launch of ACC Network, first in digital format in August 2016 and building to the linear network in fall of 2019. Since 2015, Miami has produced over 200 live events on ESPN3/ ACC Network Extra – a figure that ranks near the top of all ACC schools.

Layton, a Florida native, arrived in Miami after spending the 2013 and 2014 seasons at Colorado State University where he served as the department's Senior Associate Athletics Director for Sales and Marketing. During his time in Fort Collins, Colo., Layton's ticket sales plans drove double-digit increases in football, volleyball, men's basketball and women's basketball revenue and tickets sold.

Before his arrival at Colorado State, Layton spent 13 years with the Tampa Bay Buccaneers. In his 13 years with the club, he handled a variety of responsibilities from sales, marketing, ticketing and luxury suite operations to advertising, accounting, finance and purchasing. Layton began his career with the Buccaneers as a customer service representative in 1999 before elevating to the role of Senior Director of Business Administration in 2011. Layton received his bachelor's and master's degrees from Saint Leo University in Saint Leo, Fla.

# EXECUTIVE STAFF



## RACHELLE PAUL

**DEPUTY AD / SWA**
CANISIUS, 2003

Rachelle Paul was hired as Miami's Deputy Director of Athletics and Senior Woman Administrator in 2023.

Paul comes to Coral Gables after serving the past four years as Director of Athletics at Saint Peter's University.

Saint Peter's enjoyed tremendous success during Paul's tenure, most notably when the men's basketball team became the first No. 15 seed in NCAA Tournament history to advance to the Elite Eight in 2022. Later that year, Paul was named the NCAA Division I Nike Executive of the Year by Women Leaders in College Sports.

Peacocks men's basketball advanced to at least the semifinals of the Metro Atlantic Athletic Conference Tournament in all four of her years at the helm, while the women's basketball team made the 2021 MAAC Tournament final, its first appearance in 20 years.

Saint Peter's finished in third place among all MAAC institutions in the Learfield Director's Cup standings at the conclusion of 2021-22 and witnessed one of the program's best athletic seasons in nearly 30 years during 2019-20, placing second in the MAAC Pepsi Zero Commissioner's Cup Men's Standings. The runner-up finish was the second highest in program history behind a first-place finish in 1993-94.

Paul oversaw the renovation of the Yanitelli Center with the creation of "Run Baby Run Arena" which opened during the 2021-22 academic year and houses the Peacocks' men's and women's basketball and women's volleyball programs.

Under Paul's leadership, Saint Peter's posted a 95 percent NCAA Graduation Success Rate (GSR) following the 2020-21 and 2021-22 academic years, which matched the school record. The Peacocks placed a school-record 161 student-athletes on the MAAC honor roll in 2019-20.

Paul joined Saint Peter's after serving as Senior Associate Athletics Director/SWA and Deputy Title IX Coordinator at Seton Hall University. She was responsible for the leadership and management of all areas of student-athlete development, including the organization and application of a comprehensive NCAA and BIG EAST rules compliance program and the implementation of relevant and effective programming to promote and enhance the personal growth and development of student-athletes. She also served as chair of the BIG EAST SWA Committee. Prior to Seton Hall, Paul held positions at Monmouth University, Canisius College, the Northeast Conference (NEC) and the MAAC.

Paul is a 2003 graduate of Canisius, where she also earned her master's degree in sport administration in 2004. A four-year letterwinner in lacrosse, she graduated from the program seventh in school history in career points (65), eighth in career goals (49), eighth in career assists (19) and third in career ground balls (133). She also earned two varsity letters as a member of the soccer team. Paul is married to Tim Paul and is a native of Buffalo, N.Y.



## BRIAN CAMPBELL

**ASSISTANT VP / ATHLETICS DEVELOPMENT**
AIR FORCE, 2008

Brian Campbell joined the University of Miami in May of 2023 as Assistant Vice President for Athletics Development. In this role, Brian has oversight of fundraising operations, programs, and the development team for Miami Athletics. Brian came to UM from his alma mater, the United States Air Force Academy, where he had spent the previous five years, beginning in 2018 as the Assistant Athletic Director for Development and finishing as the Executive Director of Development for Strategic Programs and Athletic Giving.

At Air Force, Brian was responsible for the fundraising strategy and execution for athletic capital projects, endowments, and major giving, in addition to other revenue generating initiatives. He also served as the liaison to the Air Force Academy Foundation Board of Director's Athletic Committee. The academy experienced unprecedented fundraising success during Brian's time at USAFA – most notably completing a $270 million campaign nearly 18-months ahead of schedule, headlined by multiple record-breaking years of fundraising.

As part of the campaign, Brian led a $37.5 million fundraising effort to support the $90+ million modernization of the east side of Falcon Stadium. Additionally, he managed the philanthropic component of a $500 million public-private partnership to develop a new hotel and visitors center outside USAFA's north gate. Other accomplishments during this stretch included a lead gift to launch the renovation of Air Force's baseball venue, Falcon Field, and building the Wayne Baughman Wrestling Endowment, which seeks to provide operational funding for Air Force Wrestling in perpetuity.

Brian brings 15 years of organizational leadership experience to UM from multiple sectors. He rose to the rank of captain in the US Air Force, then climbed to the partner level at Anheuser-Busch InBev where he led the sales and marketing efforts for the Northwest region, including several of the largest sports and entertainment partnerships in the portfolio.

In each of the communities he's lived in, Brian has supported local initiatives – serving on the boards of the National Football Foundation of Colorado, the Missouri Veterans Initiative, and the Boys and Girls Club of Alton, Illinois. He was a football student-athlete at the Air Force Academy and earned his MBA from the Olin Business School at Washington University in St. Louis.

# EXECUTIVE STAFF



## SHIRELLE JACKSON

**EXECUTIVE ASSOCIATE AD**
**STUDENT-ATHLETE DEVELOPMENT**
BOWLING GREEN, 1994

Shirelle Jackson is the Executive Associate Athletic Director of Student-Athlete Development at the University of Miami. Jackson initially joined Miami as the director of student-athlete development in March 2014 and was promoted to assistant AD in July 2016. Jackson also oversees the Hurricanes' track and field and cross country programs.

Prior to joining the athletics department, Jackson spent the previous five years in various capacities in the College of Arts and Sciences at UM. In 2014, Jackson received the Department of Biology Excellence in Service Award, for her efforts with 800 + Biology majors.

Her initial position within athletics was a new role intended to enhance the athletic department's efforts to develop programming which will enhance the total development of our student-athletes. Under her vision and leadership that role has grown into an office with two full time staff members and year round programming and leadership opportunities for our student athlete population. Due to the high level of community outreach, in 2018, the Miami Hurricanes earned the NCAA Helper-Helper Division I Community Service National Championship Award.

In addition to community service & outreach efforts, Jackson has been a featured panelist & speaker for the Women In Sports Forum, 2016 and 2018. She also served in the same capacity for Women Leaders in College Sports (formerly NACWAA) during their Institute for Administrative Advancement, 2019. Jackson has been a member of Women Leaders in College Sports since 2000. She is a 2002 graduate of Women Leaders/HERS Institute for Administrative Advancement. In 2016, Jackson received the Women Leaders Nell Jackson Administrator of the Year Award for her efforts engaging student-athletes, department staff & campus partners with an inclusive environment.

Prior to arriving at UM, Shirelle was the director of athletic academic support services from 2005-08 at FIU, where she oversaw the management and operation of the school's academic support program for its 400 student-athletes. She also coordinated the academic and personal advising, class registration, tutors, study hall and study skills workshops. During her tenure at FIU, she saw her full-time staff increase from two to six and the student-athlete graduation rate improved by 16 percent.

She was the assistant director for student-athlete services for 11 months at Bowling Green State University in Bowling Green, Ohio. Her first athletics position was as assistant AD for student development from August 2002-July 2004 at Eastern Connecticut State.

Jackson was a two-year letter winner for the women's track and field team at Bowling Green. She received her bachelor's degree from Bowling Green in 1994 and her master's degree in counseling from Central Connecticut State in 1998. She is currently a doctoral candidate in higher education leadership at Nova Southeastern in Davie.



## MATTHEW SMALE

**EXECUTIVE ASSOCIATE AD**
**BUSINESS OPERATIONS**
MARYLAND, 2010

Matt Smale currently serves as Miami's Senior Associate Athletics Director of Business Operations.

Smale, who arrived to Coral Gables in July 2018 as the Assistant Athletics Director of Business Operations, plans, prepares and manages the department's operating budget, and oversees the daily operations of the business office. Smale serves as liaison to the university's budget and controller's offices, among other duties.

A Maryland native, Smale previously served as director of business operations for the University of Maryland's athletics department from September 2016 – July 2018. He spent nearly five years with Terrapins Athletics, beginning in November 2013 as an accountant before being promoted to assistant director of business operations in October 2015.

Smale spent more than two years at George Washington University as a business/compliance assistant, and has previous experience at D.C. United and the Bowie Baysox.

A 2010 graduate from the University of Maryland's Robert H. Smith School of Business, Smale graduated with his MBA from the University of Baltimore in December 2017. Smale and his wife, Kelly, live in Miami.



## DAN RABEN

**EXECUTIVE ASSOCIATE AD**
**COMPLIANCE**
FLORIDA, 2006

Dan Raben serves as the Executive Associate Athletic Director / Compliance. In his current role, Raben oversees the University of Miami's Athletics Compliance office and serves as the sport administrator for the Hurricanes Football program.

Raben joined the Hurricanes in July 2010 as the Assistant Compliance Director / Eligibility. Raben has since been promoted five times to Director of Compliance in April 2013, Assistant AD / Compliance in July 2014, Associate AD / Compliance in July 2021, Senior Associate AD / Compliance in June 2023 and Executive Associate AD / Compliance in August 2023.

A native of Hollywood, Fla., Raben earned a bachelor's degree in finance from the University of Florida and then went on to graduate from Marquette Law School with a certificate from the National Sports Law Institute. He is a member of the Wisconsin State Bar.

During his time in law school, he worked as a compliance intern for both Northern Illinois University and the University of Wisconsin. He went on to serve as a Compliance Coordinator for The Ohio State University before his arrival in Coral Gables.

# EXECUTIVE STAFF



## CARTER TOOLE

**EXECUTIVE ASSOCIATE AD**
**CHIEF OF STAFF/STRAT. COMM.**
NORTH CAROLINA, 1995

Carter Toole serves as the Senior Associate Athletic Director for Communications and Digital Strategy at the University of Miami. He joined the Hurricanes as an associate AD in November 2016 and was promoted to his current role in August 2017.

Toole oversees the communications, digital departments and video departments, as well as assists with publicity for the football program and head football coach Manny Diaz.

Toole previously co-owned a Nashville-based marketing agency, Wheelhouse Marketing Advisors, which was acquired by a local technology firm (Atiba) at the end of 2015. Before launching Wheelhouse he served as Vice President, Digital, at another Nashville firm, January & Associates.

Prior to entering the agency business, Toole worked in the National Football League for nine seasons with four teams. After public relations stints with the Green Bay Packers, Tennessee Titans and Tampa Bay Buccaneers, he joined the Houston Texans as the club's first director of internet services & publications.

He was part of the Texans' communications staff that won the Pete Rozelle Award in 2004 as voted on by the Pro Football Writers Association of America. Toole has also worked eight Super Bowls as a member of the NFL's media relations staff.

Toole started his sports communications career in the media relations offices at Arizona State University and the University of North Carolina at Chapel Hill, where he earned his bachelor's degree.

A native of Alexandria, Va., Toole and his wife, Barbara, have two daughters.



## SAVANNA WOOD

**EXECUTIVE ASSOCIATE AD**
**BRAND & MARKETING STRATEGY**
FLORIDA, 2015

Savanna Wood currently serves as the Executive Associate Athletics Director of Brand and Marketing Strategy.

In her current role at the University of Miami, Wood has oversight of graphic design, video content, broadcast, communications, digital strategy, consumer marketing and event presentation and is responsible for implementing a long-term digital roadmap strategy that drives innovation across multiple digital verticals in order to increase overall brand reach and achieve defined revenue goals.

Additionally, Wood serves as a liaison with the global partnerships team to implement and maximize partner activations, leads game day marketing operations and manages all athletics facility branding efforts.

Prior to arriving at UM, Wood led marketing, social and digital partnerships for Thrill One Sports and Entertainment – the leading global action sports firm – marketing and executing events in 27 states and four continents and building up brands in multiple across multiple areas of entertainment.

Before moving to California, Wood worked for the Jacksonville Jaguars (NFL) for six seasons – ultimately leading their digital and consumer marketing strategy, overseeing all digital properties and driving innovation and execution for more than 110 activating partners. During her time in Jacksonville, she launched two mobile apps, numerous websites and was instrumental in the launch of Daily's Place – a 5-000 person amphitheater connected to the stadium – as well as All-Elite Wrestling, a venture by Jaguars owner Shad Khan and his son Tony.

Wood's first position out of college took her up north as a member of the game presentation and marketing staff for the Boston Red Sox.

Wood graduated from the University of Florida with a bachelor's degree in Public Relations and Sport Management at 19 years old. During her time at UF, she volunteered more than 30 hours per week to the athletics office during football, basketball and baseball seasons. Wood worked a variety of NCAA and SEC events and interned in the Cape Cod Baseball League prior to launching her post-graduate career in sports and entertainment.

# COACHES & STAFF


Head Coach Tricia Cullop ..... 14-15
Associate Head Coach Fitzroy Anthony ..... 16
Associate Head Coach Jessie Ivey ..... 17
Assistant Coach Danielle Page ..... 18
Assistant Coach Murriel Page ..... 19
Basketball Staff ..... 20-22



# TRICIA CULLOP

## HEAD COACH

**FIRST SEASON AT MIAMI, 0-0 | 25TH SEASON OVERALL, 476-279**

### MEIER'S CAREER

**ASSISTANT COACH**

| | |
|---|---|
| 1993-94 | Radford |
| 1994-96 | Long Beach State |
| 1996-2000 | Xavier |

**HEAD COACH**

| | |
|---|---|
| 2000-08 | Evansville |
| 2008-24 | Toledo |
| 2024-Pres. | Miami |

### NCAA APPEARANCES (2)

2017 - Toledo - First Round
2023 - Toledo - Second Round

### WNIT APPEARANCES (9)

2008 - Evansville - Second Round
2010 - Toledo - Second Round
2011 - Toledo - Champions
2012 - Toledo - Quarterfinals
2013 - Toledo - Third Round
2015 - Toledo - Second Round
2018 - Toledo - Second Round
2019 - Toledo - Second Round
2022 - Toledo - Quaerterfinals

### EDUCATION

Bicknell High School, 1989
Purdue University, 1993

### PLAYING CAREER

Bicknell High School, 1985-89
Purdue University, 1989-93
BA, Communications

### AWARDS/MISCELLANEOUS

Purdue Mortar Board Female Student-Athlete of the Year, 1993
Indiana Basketball Hall of Fame, 2018
Missouri Valley Coach of the Year, 2008
MAC Coach of the Year, 2009, 2011, 2013, 2022, 2023, 2024
5x MAC Regular Season Champion, 2011, 2013, 2022, 2023, 2024
Two-Time WBCA President
WBCA Carol Eckman Integrity in Coaching Award, 2022

### PERSONAL

Hometown: Bicknell, Ind.

Tricia Cullop was named University of Miami women's basketball coach April 5, 2024, becoming the eighth head coach in program history.

Cullop comes to Coral Gables after spending the past 16 seasons as the head coach at the University of Toledo, where she compiled a record of 353-169. The six-time Mid-American Conference Coach of the Year led the Rockets to five MAC regular season championships and 11 postseason berths, including two trips to the NCAA Tournament. Prior to Toledo, Cullop spent eight seasons as the head coach at the University of Evansville.

A respected leader in college basketball coaching circles, Cullop served as the President of the Women's Basketball Coaches Association (WBCA) during the 2019-2020 and 2020-2021 membership years. In 2022, she received the WBCA Carol Eckman Integrity in Coaching Award, which is awarded to the member coach who best reflects Eckman's character traits of courage, ethical behavior, honesty, sportsmanship and commitment to the student-athlete.

Cullop earned MAC Coach of the Year honors in each of the past three seasons as her Rockets won a total of 85 games and captured three conference regular season crowns. In 2023-24, Toledo posted a 28-6 record, including a 15-1 mark at home, where the Rockets averaged 4,351 fans per game, good for first in the MAC and 33rd nationally. UT advanced to the quarterfinals of the WBIT.

In 2022-23, Cullop's squad won 29 games, advanced to the NCAA Tournament and earned the program's first NCAA Tournament victory in 27 years, upsetting fifth-seeded Iowa State before falling to fourth-seeded Tennessee. In 2021-22, the Rockets went 29-6 and advanced to the WNIT quarterfinals.

Cullop also led Toledo to the NCAA Tournament in 2017, which was its first NCAA Tournament berth in 16 years. In 2011, the Rockets won the WNIT, the first-ever major postseason tournament title won by a MAC program.

Off the court, Cullop's Rockets posted the best grade point average in program history (3.84) in the 2023 fall semester. Six student-athletes earned a 4.0 GPA.

Cullop arrived in Toledo after eight seasons as the head coach at Evansville, where she compiled a record of 123-110. She was named Missouri Valley Conference Coach of the Year in her final season in 2008, leading the Purple Aces to the second round of the WNIT. Cullop was previously an assistant coach at Radford, Long Beach State, and Xavier.

A native of Bicknell, Ind., Cullop received her bachelor's degree in communications from Purdue. She was a team

# HEAD COACH TRICIA CULLOP

**MEIER'S YEAR-BY-YEAR RECORDS**

| | | OVERALL | CONF. | | |
|---|---|---|---|---|---|
| YEAR | SCHOOL | W-L | W-L | FINISH | POSTSEASON |
| 2000-01 | Evansville | 13-15 | 8-10 | t-5 | |
| 2001-02 | Evansville | 15-15 | 9-9 | t-4 | |
| 2002-03 | Evansville | 11-16 | 5-13 | t-8 | |
| 2003-04 | Evansville | 11-16 | 6-12 | 9 | |
| 2004-05 | Evansville | 17-11 | 10-8 | 5 | |
| 2005-06 | Evansville | 16-13 | 11-7 | 4 | |
| 2006-07 | Evansville | 19-12 | 11-7 | t-4 | |
| 2007-08 | Evansville | 21-12 | 13-5 | t-1 | WNIT 1-1 |
| 2008-09 | Toledo | 18-13 | 11-5 | 2 | |
| 2009-10 | Toledo | 25-9 | 12-4 | 1 (west) | WNIT 1-1 |
| 2010-11 | Toledo | 29-8 | 14-2 | 1 (west) | WNIT 6-0 |
| 2011-12 | Toledo | 24-10 | 13-3 | t-1 (west) | WNIT 3-1 |
| 2012-13 | Toledo | 29-4 | 15-1 | 1 (west) | WNIT 2-1 |
| 2013-14 | Toledo | 16-16 | 9-9 | t-2 (west) | |
| 2014-15 | Toledo | 19-14 | 10-8 | 4 (west) | WNIT 1-1 |
| 2015-16 | Toledo | 17-13 | 12-6 | t-3 (west) | |
| 2016-17 | Toledo | 25-9 | 12-6 | t-3 (west) | NCAA 0-1 |
| 2017-18 | Toledo | 18-15 | 8-10 | 4 (west) | WNIT 1-1 |
| 2018-19 | Toledo | 21-12 | 11-7 | 2 (west) | WNIT 1-1 |
| 2019-20 | Toledo | 14-17 | 7-11 | t-5 (west) | |
| 2020-21 | Toledo | 12-12 | 8-12 | 9 | |
| 2021-22 | Toledo | 29-6 | 19-1 | 1 | WNIT 3-1 |
| 2022-23 | Toledo | 29-5 | 16-2 | 1 | NCAA 1-1 |
| 2023-24 | Toledo | 28-6 | 17-1 | 1 | WBIT 2-1 |
| | **Overall** | **476-279** | **267-159** | | **22-11** |

captain for the Boilermakers under former Miami head coach Lin Dunn, as well as a three-time academic All-Big Ten selection. She was named the Purdue Mortar Board Female Student-Athlete of the Year in 1993 and inducted into the Indiana Basketball Hall of Fame in 2018.



# FITZROY ANTHONY

**ASSOCIATE HEAD COACH**

**10TH SEASON AT MIAMI | PALM BEACH ATLANTIC, 2008**

## PERSONAL

Hometown: Boca Raton, Fla.
Education: Palm Beach Atlantic, 2008

## COACHING EXPERIENCE

**CORAL SPRINGS CHARTER SCHOOL**
Head Coach, 2010-12

**FLORIDA ATLANTIC**
Assistant Coach, 2012-15

**MIAMI**
Assistant Coach, 2015-2020
Assistant Head Coach, 2020-pres.
Associate Head Coach, 2022-pres.

## NCAA APPEARANCES

2016 - Miami - First Round
2017 - Miami - Second Round
2018 - Miami - First Round
2019 - Miami - Second Round
2022 - Miami - Second Round
2023 - Miami - Elite Eight

Fitzroy Anthony enters his 10th season with the Miami women's basketball program, joining the staff as an assistant coach on May 18, 2015. After seven successful seasons as an assistant coach and assistant head coach, Anthony was elevated to associate head coach on May 5, 2022.

Miami holds a 182-102 record during Anthony's tenure as a member of the Hurricanes' coaching staff. The Hurricanes have reached the NCAA Tournament in six of the nine years that Anthony has been on staff, including the program's first ever Elite Eight appearance in 2023. Anthony has helped Miami to 20-plus wins in six of his nine seasons.

The Antigua native has worked with nine All-ACC performers in forward/centers Erykah Davenport, Destiny Harden, Emese Hof and Beatrice Mompremier, and guards Haley Cavinder, Kelsey Marshall, Adrienne Motley, Jessica Thomas and Ja'Leah Williams.

Motley and Mompremier both earned WBCA All-America Honorable Mention accolades and became the fifth (2017) and sixth (2020) WNBA draft picks in program history, respectively. Most recently, Harden was drafted No. 27 overall by the Phoenix Mercury in the 2023 WNBA draft.

Anthony has also helped guide three guards, Endia Banks, Marshall and Williams, to ACC All-Freshman Team recognition.

In 2021-22, Anthony took over as recruiting coordinator and was instrumental in signing the No. 12 recruiting class in the nation, according to espnW HoopGurlz. He helped sign a pair of top-30 players in Kyla Oldacre (No. 25) and Lazaria Spearman (No. 30).

Prior to joining the Hurricanes, Anthony was an assistant coach at Florida Atlantic University for three seasons and helped the Owls make the move from the Sun Belt to Conference USA in his second year with the program.

During his three years at FAU, Anthony primarily worked with the team's guards, and did so with great success. In his final season there, the Owls had one backcourt player named First Team All-Conference USA and another selected to the league's all-freshman team.

Anthony played a key part in the Owls' scouting, defensive game planning and academic mentoring, while also handling all the team's scheduling.

A stellar recruiter, Anthony helped FAU sign the second-ranked recruiting class in the conference in 2014, according to Collegiate Girls Basketball Report.

In Anthony's second season in Boca Raton, Fla., he aided in guiding the Owls to their second winning season since 2005-06 and their second-most wins during that stretch.

Well-connected in South Florida, Anthony was the head coach at Coral Springs Charter School for two years, prior to making the move to FAU in August 2012. He led the Panthers to 20-wins seasons both years and was named the Broward County Athletic Association Coach of the Year in 2012.

Anthony directed the Panthers to their first regional and district championships in 2012, as well as their first berth in the Final Four of the state tournament. Four players he coached at Coral Springs Charter School went on to play Division I basketball.

Additionally, Anthony has experience coaching AAU basketball in South Florida and won over 80 percent of his games on the sidelines. Seven of his players proceeded to play collegiately in the ACC, SEC or Big 12.

Born in Antigua, Anthony moved to Boca Raton at age 12. He played basketball at Olympic Heights High School and then at Palm Beach Atlantic University, where he graduated in 2008 with a bachelor's degree in education.



# JESSIE IVEY

**ASSOCIATE HEAD COACH**
**FIRST SEASON AT MIAMI | WEST FLORIDA, 2010**

**PERSONAL**
Hometown: Jay, Fla.
Education: West Florida, 2010

**COACHING EXPERIENCE**
**WEST FLORIDA**
Graduate Assistant Coach, 2010-12
Assistant Coach, 2012-16

**BOWLING GREEN STATE**
Assistant Coach, 2016-18

**TIFFIN UNIVERSITY**
Head Coach, 2018-20

**TOLEDO UNIVERSITY**
Associate Head Coach, 2020-24

**MIAMI**
Associate Head Coach, 2024-pres.

**NCAA APPEARANCES**
2023 - Toledo - Second Round

**PLAYING EXPERIENCE**
**COLLEGE**
West Florida, 2005-10

Jessie Ivey joined the Miami women's basketball coaching staff as associate head coach in April of 2024, joining head coach Tricia Cullop after four dominant seasons at the University of Toledo as associate head coach.

Ivey brings in a decade and a half of experience in the coaching world, which also includes time as a head coach.

Ivey was an integral member of the staff at Toledo. With the Rockets she served as the team's defensive coordinator and lead coach of the guards, while assisting in recruiting, academic support and opponent scouting.

While at Toledo, the Rockets won three Mid-American Conference (MAC) regular season titles and one MAC tournament title. The dominant tenure in Toledo featured a 95-25 overall record. Ivey and the Rockets overwhelmed MAC opposition, going 60-16. The Rockets won 14-straight games in Ivey's final season at Toledo, just a few games short of a 17-game winning streak tallied the year prior. Toledo forged one of the best home-court advantages in the nation, going 51-10 from 2020-21 through 2023-24, while capping the 2023-24 regular season with a showing of 6,238 fans.

The Rockets went 28-6 in Ivey's final season at Toledo, turning in a league-best 17-1 record and 15-1 mark at home. Toledo played into the final days of March, coming up just one-possession shy of a trip to the Women's Basketball Invitational Tournament Semifinals after defeating Cleveland State and St. John's in the first two rounds. The Rockets paced the MAC in nine statistical categories last season, including assist/turnover ratio, assists/game, free throw percentage, free throws made per game, scoring defense, scoring margin, scoring offense, turnovers per game and winning percentage.

Ivey brings valued experience as a head coach, having led Division II Tiffin University for two seasons. Ivey helped revitalize the program, shown in a number of program "firsts". In 2019-20, Tiffin earned its first trip to the league tournament since the 2012 season, using an upset of No. 17 Kentucky Wesleyan to clinch a spot in the tournament. It was the program's first-ever win against a nationally-ranked team.

The Dragons set program records for team rebounds with 1,112, while the team logged the most offensive boards per game in the conference. Aarion Nichols was named second team all-league as one of the most all-round players in the league.

Ivey's first year at the helm saw the Dragons increase their scoring output from 58.9 points per game to 70.8 per contest. TU set seven single-season school records as well as the single-game team scoring record with an 108-point output. Tiffin tallied single season records for field goals (731), points per game (70.8), total points (1,983), rebounds (1,045) and field goal percentage (41.2 percent).

After High School, the Jay, Fla., native stayed near her hometown for nearly a decade, spending 2005-16 as a student-athlete, graduate assistant coach and assistant coach at DII powerhouse West Florida.

Ivey's first year as an assistant coach was in 2012 after two campaigns as a graduate assistant. The Argos won the 2014 Gulf South Conference (GSC) title and made two NCAA Division II Tournament appearances during her time. UWF went 20-9 in 2014-15 and advanced all the way to the NCAA regional semifinals.

The UWF double-alumnae had a big part in the recruiting and development of big-time performers. Ivey aided in the growth of the GSC Player of the Year, two GSC Freshman of the Year honorees, an all-region pick, two 1,000-point performers and 10 All-Gulf South Selections. UWF knocked off nine top-25 programs during her time in Pensacola.



# DANIELLE PAGE

**ASSISTANT COACH**

**FIRST SEASON AT MIAMI | NEBRASKA, 2008**

## PERSONAL

Hometown: Colorado Springs, Colo.
Education: Nebraska, 2008

## COACHING EXPERIENCE

**COLORADO PREMIER BASKETBALL CLUB**
Head Coach/Assistant Coach, 2013-17

**TOLEDO**
Assistant Coach/Recruiting Coordinator, 2018-24

**MIAMI**
Assistant Coach, 2024-pres.

## NCAA APPEARANCES

2023 - Toledo - Second Round

## PLAYING EXPERIENCE

**COLLEGE**
Nebraska, 2004-08

**PROFESSIONAL**
Connecticut Sun, 2008
Overseas, 2008-2018

Assistant Coach Danielle Page was hired in April of 2024, joining head coach Tricia Cullop after a six-year stint on Cullop's staff at the University of Toledo. Page not only brings experience on the coaching ranks with a highly-successful Toledo program but from her extensive professional playing career that has taken her throughout the world.

In Page's six years at Toledo, the Rockets went 133-58 overall and 78-34 in the Mid American Conference (MAC), going on to win three MAC Regular Season Championships and another conference tournament crown.

Page worked in all areas of the Toledo program, while focusing heavily on the post position. She also contributed in a big way in academic support and opponent scouting, earning a promotion to recruiting coordinator in April of 2023.

Toledo forged one of the best home-court advantages in the MAC, mid-major hoops and throughout the nation. In her final season at Toledo, the Rockets went 28-6 overall, 17-1 in league play and 15-1 at home. UT defeated Cleveland State and St. John's in the first two rounds of the WBIT, leading the conference in nine statistical categories

The 2022-23 season was the second-straight year the Rockets reached 29 wins, tying the program record for wins in a single season. Among those wins were victories against nationally-ranked Michigan and five-seeded Iowa State in the NCAA Tournament. The Rockets got it done in the classroom as well, notching a program-record 3.687 team grade point average, bringing Toledo to 24-straight semesters of at least a 3.0 GPA. Forward Jessica Cook came up big for Toledo, being named to the MAC All-Tournament Team as a sophomore.

Page wrapped up the 2022-23 season by participating in the Women's Basketball Coaches Association *(WBCA) Inaugural Next Generation Institute. The following month she was tabbed co-head coach of the U20 Serbian National Team, coaching in the 2023 FIBA U20 European Championships.

Toledo was one of 10 programs to reach 29 wins in the 2021-22 season, with dominant rebounding adding to Toledo's success. The Rockets paced the MAC in rebounding margin (+8.63) and defensive rebounds per game (29.57). Page followed the record-setting season by being named an assistant coach of the U20 Serbian National Team in the summer of 2022.

Page's first year with Toledo was filled with team and individual success as the Rockets broke the 20-win marker and tallied an 11-7 record in conference play. Toledo played to its seventh Women's National Invitational Tournament (WNIT) under head coach Tricia Cullop, while leading the league in scoring defense, field goal percentage defense, three-point field goal percentage defense and fewest three-pointers permitted per game.

Page earned her coaching start at Colorado Premier Basketball Club, working with the U-13, U-14 and U-15 squads alongside former NBA player Keith Van Horn. A year prior to joining Toledo she helped with the coordination and communication of recruiting operations for the U-17 team.

An imposing post player, Page was a four-year member of the Nebraska women's basketball team, helping the Cornhuskers to two NCAA Championship appearances. She finished as one of three players in program history to eclipse 200-career blocks before being picked up by the Connecticut Sun in 2008.

From there she began a decade-long professional playing career that took her all throughout the international side of the game. After earning her Serbian citizenship in 2015, Page qualified for the 2016 Olympics, taking home bronze in Rio de Janeiro.



# MURRIEL PAGE

**ASSISTANT COACH**
**FIRST SEASON AT MIAMI | FLORIDA, 1998**

## PERSONAL
Hometown: Bay Springs, Miss.
Education: Florida, 1998

## COACHING EXPERIENCE
**FLORIDA**
Assistant Coach, 2010-17

**CENTRAL MICHIGAN**
Assistant Coach, 2018-20

**GEORGIA TECH**
Assistant Coach, 2020-22

**MISSISSIPPI STATE**
Assistant Coach, 2022-24

**MIAMI**
Assistant Coach, 2024-pres.

## NCAA APPEARANCES
2012 - Florida - Second Round
2014 - Florida - Second Round
2016 - Florida - Second Round
2018 - CMU - Second Round
2019 - CMU - First Round
2021 - Georgia Tech - Sweet Sixteen
2022 - Georgia Tech - First Round
2023 - Mississippi St. - Second Round

## PLAYING EXPERIENCE
**COLLEGE**
Florida, 1994-98

**PROFESSIONAL**
Washington Mystics, 1998-05
Los Angeles Sparks, 2006-08

Murriel Page joined the Miami women's basketball coaching staff as an assistant coach in April of 2024. Page comes to The U after two years in the same role at Mississippi State.

Page brings a decorated career as a student-athlete, professional player and coach to Miami, having played in the WNBA for 11 seasons before beginning her collegiate coaching career in 2010.

The Louin, Miss., native helped Bay Springs High School to two Mississippi state championships before going on to play at the University of Florida. Page finished her time at UF with the second-most points in program history (1,915), while also grabbing 1,251 boards. In 2009 she was inducted into the University of Florida Athletic Hall of Fame as a "Gator Great." An All-American honoree, Page was a finalist for Associated Press National Player of the Year.

Page was selected third overall in the first round of the 1998 WNBA draft by the Washington Mystics. She would play eight seasons in Washington and three more seasons with the Los Angeles Sparks before entering the collegiate coaching ranks in 2010 as an assistant at Florida. While in Gainesville, the Gators made three NCAA Tournaments, turning in five 20-plus win seasons and eight all-Southeastern Conference (SEC) honorees. Jennifer George and Ronni Williams both earned WNBA selections during her time at UF.

From 2017-20, Page helped Central Michigan to a 78-20 record as an assistant coach, seeing the Chippewas to four Mid-American Conference Championships, two NCAA Tournaments and a 78-20 overall record. Tinara Moore, Reyna Frost and Micaela Kelly all earned MAC Player of the Year honors during her time, with Moore and Frost being honored with All-America status.

Page made her first stop in the Atlantic Coast Conference (ACC) during 2018, working as an assistant under Nell Fortner at Georgia Tech through the 2022 season. She would make an appearance in the Sweet 16 with the Yellow Jackets in 2021. While at GT, Page helped coach forward Lorella Cubaj to consecutive ACC Defensive Player of the Year honors. Cubaj would go on to be selected at No. 18 in the 2022 WNBA Draft.

In two years at Mississippi State (2022-24) she would help bring a team to at least two wins in the NCAA Tournament once again as the No. 11-seeded Bulldogs defeated No. 11 Illinois and No. 6 Creighton to emerge out of the First Four in 2023. Page worked closely with two All-SEC honorees in Jessika Carter and Debreasha Powe. Carter would go on to be the 23rd pick in the 2024 WNBA Draft. A stellar recruiter, Page helped Mississippi State sign the nation's 16th-ranked recruiting class in 2023.

Page also represented the United States in the 1997 Jones Cup, helping the U.S. to a silver medal. A 1998 graduate of Florida, Page earned her bachelor's degree in sports and exercise science.



# MARGIE GILL

**DIRECTOR OF BASKETBALL OPERATIONS / SPECIAL PROJECTS**

**11TH SEASON | FLORIDA, 2003**

With over 20 years of women's basketball operations experience, Margie Gill provides direction, leadership and expertise to the University of Miami women's basketball team on a daily basis. Entering her 10th season with the Hurricanes in 2023-24, Gill has been an instrumental part of Miami's success in recent seasons.

As the program's director of women's basketball operations and special projects, Gill heads up numerous facets of the women's basketball operation, including scheduling, team travel, special events and budget management.

Additionally, Gill supervises all non-coaching personnel and has increased her presence in the women's basketball sphere, serving as the NCAA, ACC and WBCA liaison for the Hurricanes. In 2018 and 2019, Gill played a crucial role in hosting the first and second rounds of the NCAA Tournament in Coral Gables, Fla.

During Gill's tenure at Miami, the Hurricanes have made the NCAA Tournament on six occasions, including four second round appearances. Gill has worked with nine All-ACC Team members and two WNBA draft picks at Miami.

Prior to Miami, Gill served in an operations capacity for seven years at both the University of Mississippi and the University of Florida. During her tenure at UF, the Gators participated in nine NCAA Tournaments including appearances in the Elite Eight and Sweet Sixteen.

At Ole Miss, the Lady Rebels advanced to three NCAA Tournaments and a WNIT appearance. In 2006-2007, Ole Miss reached the 20-win plateau for the first time in more than a decade and advanced to the Elite Eight of the NCAA Tournament.

A graduate of the Florida, Gill earned a degree in exercise science with an emphasis in sport management. She served as team manager at Florida under former Rebel coach Carol Ross for four years and was head manager her final two seasons. Upon completion of her classes, Gill moved into the director of basketball operations job at her alma mater and stayed with Ross and the Gators for seven more years.

A native of McKees Rocks, Pa., Gill is married to Steven Gill. The couple has one son, Riley.



# LONNETTE HALL

**DIRECTOR OF BASKETBALL OPERATIONS / COORDINATOR OF RECRUITING**

**18TH SEASON | CAL STATE NORTHRIDGE, 1994**

Lonnette Hall rejoined the Miami staff in May 2012 as the director of women's basketball operations. Hall served as an assistant coach with the Hurricanes from 2007-10 and was a driving force behind the 2008 recruiting class that included Shenise Johnson, Riquna Williams and Sylvia Bullock.

The same position was held by Hall during the 2006-07 season, before she moved into her coaching role. Hall acts as the team's liaison between the coaching staff and the academics, compliance and housing departments.

Hall came to Miami following a one-year stint as the head girl's basketball coach at R.L. Paschal High School in Fort Worth, Texas, in 2004-05. In addition to the day-to-day coaching duties, Hall also managed the program's budget and marketing activities, and oversaw the team's booster club. She also organized HOOP Group, a youth basketball program in Fort Worth.

Hall spent six years at TCU, serving as an assistant coach with the Lady Frogs from 1999-2003 and as the Director of Basketball Operations during the 2003-04 season. As an assistant coach, Hall helped guide TCU to three consecutive NCAA Tournaments and coached notable players such as former All-American Sandora Irvin, who was later selected as the third overall pick in the 2005 WNBA Draft. Along with coaching, Hall's responsibilities included recruiting, practice and game preparation efforts, in addition to preparing the team's travel arrangements.

A native of Oxnard, Calif., Hall served in the United States Navy from 1986-88. She earned an associate's degree in art from Ventura Junior College in 1991 and went on to earn a bachelor's degree in kinesiology from California State University, Northridge in 1994. Hall added a master's degree in sports admin from the University of Wisconsin-La Crosse in 1996.



# BRANDON JAIJAIRAM

**VIDEO COORDINATOR**
**FIRST SEASON | SOUTH FLORIDA, 2020**

Brandon Jaijairam joined the Miami women's basketball program as an assistant coach in May of 2024 after spending the better part of six years with USF in Tampa. Here at Miami, Jaijairam assists in a variety of ways including on-court duties, recruiting and video. Jaijairam spent the better part of six years in Tampa, working as a student manager, graduate assistant, coordinator of basketball operations and video coordinator for the Bulls.

As USF's video coordinator, Jaijairam aided in scouting reports, game plans and film analysis and also helped in on-court player development. In this position he was heavily involved in breaking down scouts and providing post-game improvement clips. Prior to that role, Jaijairam handled a variety of duties as coordinator of basketball operations, aiding in film, meals, recruiting mail-outs, community service, ticketing operations and team camps.

As a graduate assistant he organized and entered plays into Fast Scout allowing for a more efficient way to access the database. In addition, he produced graphics for the Bulls' recruiting platforms and aided the video coordinator with the breakdown of film; scouting reports, player personnel, and postgame evaluation and grading. During his undergraduate years, Jaijairam served for two seasons as a manage.

Jaijairam, whose family hails from Trinidad & Tobago and Guyana, was born in Hollywood, Fla., and attended Chaminade-Madonna College Prep where he was a four-year starter on the basketball team. He earned Most Valuable Player honors and guided the Lions to a district title and regional appearance.



# SILVER HARRIS

**ATHLETIC TRAINER**
**FOURTH SEASON | MIAMI, 2018**

Silver Harris was hired as an intern athletic trainer at the University of Miami in September 2020. She was promoted to assistant athletic trainer in September 2021 and primarily works with the Hurricanes' swim and dive programs.

A native of Miami, Silver graduated from the University of Miami with a degree in athletic training. She then went on to spend the next two years working as a graduate assistant with the Columbus State University. There, she worked with the men's and women's basketball teams, as well as men's and women's tennis programs, before returning to the Hurricanes.



# SAM PRUSYNSKI

**CREATIVE CONTENT MANAGER**
**FIRST SEASON | DOMINICAN UNIV., 2023**

Sam Prusynski joined the Miami women's basketball staff as creative content manager in June of 2024. In this role Prusynski assists heavily with recruiting efforts through content creation and branding. Prusynski most recently served as digital media intern with the Big Sky Conference, producing creative content for the Division I conference based out of Farmington, Utah.

A Portland, Ore., native, Prusynski has spent time at multiple stops out west. Prior to working at the Big Sky, Prusynski worked as a digital content specialist for Dominican University (San Rafael, Calif.) and with the University of San Francisco and Pacwest Athletic Conference.

Prusynski graduated from Dominican University where he was a former men's soccer player.



# BRIANNE BROWN

**STRENGTH & CONDITIONING COACH**

**THIRD SEASON | SOUTHERN UTAH, 2015**

Brianne Brown was hired as the strength and conditioning coach for women's basketball in June 2022. Brown joined the Hurricanes after spending the 2021-22 season as the head strength and conditioning coach for the Pittsburgh women's basketball team.

Brown brings over seven years of strength and conditioning experience to Miami, including four years working directly with Division I women's basketball programs. During her most recent stop at Pittsburgh, Brown led the Panthers' strength and conditioning efforts in the weight room and on the basketball court, facilitating strength, conditioning, mobility and recovery sessions.

Prior to her arrival at Pitt, Brown served as the Director of High Performance for the Racing Louisville FC of the National Women's Soccer League (NWSL). While in Louisville, Brown not only served as the primary leader for strength and conditioning, but she also oversaw all aspects of team nutrition, including organizing the team's daily menu needs at home and on the road.

Brown's first full-time job working with women's basketball came at the University of Houston, where she worked for three seasons as the director of women's basketball and soccer sports performance. During that time, Brown was responsible for all aspects of strength, conditioning and recovery for both programs. She also oversaw the professional development and education of the basketball sports performance staff.

Prior to Houston, Brown spent almost two years as a graduate assistant at Utah State where she worked directly with the women's volleyball, women's soccer and women's gymnastics teams, coaching their strength and conditioning programming. She also assisted with men's and women's basketball and football during her time in Logan, Utah.

Upon graduation from Southern Utah in 2015, Brown served as the Director of Sports Performance for the women's soccer program at Shattuck-St. Mary's School in Faribault, MN from 2015-2017. She helped to develop and implement strength and conditioning programs for U15 to U19 age groups.

Brown earned her bachelor's degree in exercise science and human performance from Southern Utah University in May 2015. She then earned her masters of education, health, physical education and recreation from Utah State University in May 2019.

Brown is currently certified through the National Strength and Conditioning Association (NSCA) as a Certified Strength and Conditioning Specialist (CSCS). She also holds other certifications such as FRC Mobility Specialist, Functional Range Assessment certified and Metabolic Analytics Practitioner.

# HURRICANES


Photo Roster ..... 24-25
Aurora Almón ..... 26
Lemyah Hylton ..... 27
Jasmyne Roberts ..... 28-29
Ahnay Adams ..... 30
Darrione Rogers ..... 31
Haley Cavinder ..... 32
Hanna Cavinder ..... 33
Natalija Marshall ..... 34
Daniela Abies ..... 35
Simone Pelish ..... 36
Leah Harmon ..... 37
Cameron Williams ..... 38
Roster Breakdowns ..... 39

# PHOTO ROSTER



#1

**AURORA ALMÓN**
R-Fr. | F | 6-4
*SANTO DOMINGO, D.R.*
(The Webb School)



#1

**LEMYAH HYLTON**
Jr. | G | 5-11
*MISSISSAUGA, ONTARIO*
(Southwest Academy / Arizona)



#4

**JASMYNE ROBERTS**
Sr. | G | 5-10
*JACKSONVILLE, FLA.*
(Bishop Kenny)



#5

**AHNAY ADAMS**
Fr. | G | 5-6
*NEW BEDFORD, MASS.*
(Tilton School)



#8

**DARRIONE ROGERS**
Sr. | G | 5-11
*CHICAGO, ILL.*
(Lake Park West / Miss. St.)



#12

**CAMERON ARAUJO**
Jr. | G | 5-9
*MIAMI, FLA.*
(Miami Senior)



#13

**EDEN PEARSON**
So. | G | 5-9
*WHEATON, ILL.*
(Wheaton North)



#14

**HALEY CAVINDER**
Gr. | G | 5-6
*GILBERT, ARIZ.*
(Gilbert HS / Fresno State)



#15

**HANNA CAVINDER**
Gr. | G | 5-6
*GILBERT, ARIZ.*
(Gilbert HS / Fresno State)



#16

**DANIELA ABIES**
Jr. | F | 6-0
*MALAGA, SPAIN*
(Wichita State)



#21

**NATALIJA MARSHALL**
Gr. | F | 6-5
*QUENNS, N.Y.*
(Christ the King / Notre Dame)



#22

**SIMONE PELISH**
Fr. | G | 6-0
*POUGHKEEPSIE, N.Y.*
(Our Lady of Lourdes)



#42

**LEAH HARMON**
Fr. | G | 5-6
*PATERSON, N.J.*
(IMG Academy)



#44

**CAMERON WILLIAMS**
Gr. | F | 6-3
*CHICAGO, ILL.*
(Whitney Young / Michigan)



#44

**SOPHIA ZULICH**
Gr. | F | 5-11
*SUDBURY, ONTARIO*
(Crestwood Prep / Denver)

# PHOTO ROSTER



**TRICIA CULLOP**
HEAD COACH
*FIRST SEASON*



**FITZROY ANTHONY**
ASSOCIATE HEAD COACH
*10TH SEASON*



**JESSIE IVEY**
ASSOCIATE HEAD COACH
*FIRST SEASON*



**DANIELLE PAGE**
ASSISTANT COACH
*FIRST SEASON*



**MURRIEL PAGE**
ASSISTANT COACH
*FIRST SEASON*



**LONNETTE HALL**
DIRECTOR OF BASKETBALL OPS. / COORDINATOR OF RECRUITING
*18TH SEASON*



**MARGIE GILL**
DIRECTOR OF BASKETBALL OPS. / SPECIAL PROJECTS
*11TH SEASON*



**BRANDON JAIJAIRAM**
VIDEO COORDINATOR
*FIRST SEASON*



**SILVER HARRIS**
ATHLETIC TRAINER
*FOURTH SEASON*



**SAM PRUSYNSKI**
CREATIVE CONTENT MANAGER
*FIRST SEASON*



**BRIANNE BROWN**
STRENGTH & CONDITIONING COACH
*THIRD SEASON*



# AURORA ALMÓN

**FORWARD** **0**

**REDSHIRT FRESHMAN • 6-4**

*SANTO DOMINGO, DOMINICAN REPUBLIC • THE WEBB SCHOOL*

**2023-24 Highlights:**
Took a medical redshirt and did not appear in any contests during her freshman season.

**High School:** Four-star recruit in the class of 2024...Reclassified to enroll at Miami for the 2023-24 season...As a senior, helped The Webb School to its third straight Division II-A state championship.



# LEMYAH HYLTON

**GUARD** **1**

**JUNIOR • 5-11**

*MISSISSAUGA, ONTARIO • ARIZONA • SOUTHWEST ACADEMY GIRLS PREP*

**As a Junior (2023-24):** Appeared in 22 games off the bench for the Hurricanes before her season was cut short due to injury ... Averaged 6.6 points, 1.7 rebounds, and 0.5 steals per game,w hile shooting 45.5 percent from the field, 39.1 percent from behind the arc, and 72.7 percent from the free throw line throughout the season ... Scored 14 points on 6-10 shooting in her debut for the Canes, helpind Miami earn a victory over Jacksonville ... Buried five 3-pointers en route to a career-high 17-point performance against Fordham ... Scored 16 points to help lead Miami to a road victory over No. 22 Mississippi State ... Dropped 15 points while draining 3-4 shots from behind the arc at Florida State.

**As a Freshman at Arizona (2022-23):** Appeared in 15 games as a freshman…Averaged 1.5 points and 1.1 rebounds per game…Scored a career-high seven points against Texas Southern (12/14)… Grabbed four steals in the win over CSUN (11/13).

**High School:** Four-star recruit in the class of 2022...Ranked 85th by ESPN HoopGurlz, the highest-rated international recruit...Represented Canada on the nation's U19 squad.



# JASMYNE ROBERTS

**GUARD** **4**

**SENIOR • 5-10**

*JACKSONVILLE, FLA. • BISHOP KENNY*

**Career Honors:**

- 2023 NCAA Tournament Greenville 2 All-Region Team
- ACC Player of the Week (2/6/23)

**As a Junior (2023-24):**

Appeared in 31 games, starting 30 of them ... Posted season averages of 11.1 points, 4.9 rebounds, and 1.5 assists per game, while shooting 46.5 percent from the field, 29.9 percent from behind the arc, and 78.1 percent at the free throw line ... Reached double figures in scoring in 18 games throughout the season ... Matched her career-high by dropping 26 points on 11-15 shooting from the field, including 2-4 from behind the arc to lead Miami to victory at Clemson ... Scored 18 points and matched a career-high with four steals in Miam's victory over No. 4 N.C. State ... Recorded a double-double with a 15-point, 13-rebound outing against Florida State.

**As a Sophomore (2022-23):** Had a breakout sophomore season, tripling her scoring and rebounding output from her freshman year…Averaged 9.3 points, 4.9 rebounds and 1.5 assists in 35 games played…Started the final 21 games of the season…In games started, averaged 11.5 points and 5.5 rebounds and shot 49.2 percent from the field…Totaled 13 double-digit outings and four games with 20 points or more…Scored 20-plus points in back-to-back games (26 vs. Villanova, 22 vs. LSU)… Poured in a career-high 26 points against Villanova (3/24) in the NCAA Tournament Sweet Sixteen… Tied her career high in rebounds (nine), steals (four) and made field goals (10) against Villanova… Hit the game-winning shot against Villanova to send Miami to its first Elite Eight in program history… In four NCAA Tournament games, averaged 19.0 points and 7.3 rebounds per game, shooting 55.4 percent from the field…Earned Greenville 2 All-Region recognition for her performance in the NCAA Tournament…Recorded nine rebounds four times, just one board shy of her first career double-double…Tied for second in Miami program history for NCAA Tournament single-game made field goals (10), fourth for single-game points (26) and fourth for single-game steals (four).

# 4 JASMYNE ROBERTS

**As a Freshman (201-22):** Saw action in 28 games as a freshman… Averaged 1.9 points and 1.5 rebounds per game, while averaging 8.0 minutes of action...Recorded a bucket in 11 games… Totaled seven rebounds at Clemson (1/13), setting a new career high in boards…Tallied the first double-digit outing of her career with 10 points against Pittsburgh (2/17)…Posted five multi-steal games, including a career-best four steals at Virginia (2/15).

**High School:** Graduated Cum Laude from Bishop Kenny…Averaged 18.6 points, 8.5 rebounds, 3.0 assists and 3.3 steals per game as a senior... Served as a captain for the 2020-21 season… Led her team to the Florida High School Athletic Association's Final Four…Team named District Champions…Helped Bishop Kenny to back-to-back state runner-up finishes...Tabbed the *Florida Times-Union* All-First Coast Player of the Year and News4Jax Player of the Year two years in a row… Named 2021 *USA TODAY* Greater Jacksonville Female Athlete of the Year…Accumulated 2,224 career points and 1,005 career rebounds at Bishop Kenny…Founded the Diverse Student Union at Bishop Kenny…Member of Bishop Kenny Diversity Task Force.

**Personal:** Born Jan. 1, 2003…Parents are Monica and Julian…Cousin, Courtney Williams, plays in the WNBA, most recently for the Atlanta Dream…Cousin, Shaneese Bailey, played at Miami from 2016-18…Cousins, Chris Milton and Champ Bailey, played in the NFL for the New York Giants and Denver Broncos, respectively…Four sisters and one brother…Committed to Miami over offers from Virginia Tech, Temple, Seton Hall, Arkansas, North Florida, Florida International University, and University of North Carolina-Wilmington…Chose Miami after falling in love with the campus, coaching staff, culture and the program…Enjoys going to the beach, spending time with friends, jet skiing and riding her scooter…Majoring in Broadcast Journalism.



# AHNAY ADAMS

**GUARD** **5**

**FRESHMAN • 5-6**

*NEW BEDFORD, MASS. • TILTON SCHOOL*

**High School:** Prepped at the Tilton School in New Hampshire ... Rated as the No. 10 point guard in the country in the class of 2024 by ProspectsNation.com ... Rated as the No. 37 player in the nation by ESPNW ... Earned three consecutive Gatorade Player of the Year awards (2021-22, 2022-23, 2023-24) ... Named the New Hampshire Player of the Year by MaxPreps after averaging 21.4 points, 6.7 assists, 6.4 rebounds, and 4.1 steals per game as a junior ... Named the NEPSAC Player of the Year in 2021-22.



# DARRIONE ROGERS

**GUARD** **12**

**SENIOR • 5-11**

*CHICAGO, ILL. • MISSISSIPPI ST. • DEPAUL • LAKE PARK WEST*

**Career Honors:**

- 2023 All-Big East Second Team
- 2021 Big East All-Freshman Team
- 2021-22 Pat Ewers Unsung Hero Award

**As a Senior at Mississippi State (2023-24):** Appeared in 35 games, making seven starts in her lone season at Mississippi State ... Averaged 8.3 points, 3.6 rebounds, 2.4 assists per game, while shooting 39.6 percent from the field, 38.5 percent from behind the arc, and 87.3 percent at the free throw line ... Buried 60 3-pointers throughout the season ... Went 6-9 from behind the arc in a victory over Tulsa ... Made 4+ 3-pointers in five contests.

**As a Junior at DePaul (2022-23):** Named to the All-Big East Second Team ... Appeared in and started 33 games for Depaul ... Averaged 16.8 points, 4.7 rebounds, and 5.1 assists per game, while shooting 36.1 percent from the field, 31.8 percent from behind the arc, and 88.7 percent at the free throw line ... Reached double figures in scoring in 26 contests throughout the year ... Dropped a career-high 36 points, whole knocking down 7-8 shots from behind the arc against Miami.

**As a Sophomore at DePaul (2021-22):** Appeared in 33 games, making 32 starts throughout her sophomore year ... Averaged 9.9 points, 5.6 rebounds, and 2.7 assists per game, with clips of 39.3 percent shooting from the field, 40.5 percent from behind the arc, and 80.4 percent at the free throw line.

**As a Freshman at DePaul (2020-21):** Named to the Big East All-Freshman Team ... Averaged 9.5 points, 5.5 rebounds, and 1.8 assists per game.

**High School:** Attended Lake Park West... Recognized among the top 50 high school players in the country with her selection to the Jersey Mike's Naismith High School Girls Trophy Watch List ... Two-time All-State honoree ... Scored 2,191 points throughout her career ... Rated as a five-star prospect by ESPN and ranked the No. 50 overall player in the country ... MaxPreps All-American Team Honorable Mention ... USA Today All-Illinois team.



# HALEY CAVINDER

**GUARD** **14**

**GRADUATE STUDENT • 5-6**

*GILBERT, ARIZ. • FRESNO STATE • GILBERT HS*

**Career Honors:**

- All-ACC Second Team (2023)
- All-Mountain West Team (2020, 2021, 2022)
- Mountain West Player of the Year (2021)
- Mountain West All-Tournament Team (2020, 2021)
- Mountain West Freshman of the Year (2020)
- Mountain West All-Freshman Team (2020)

**As a Senior (2022-23):** Named to the All-ACC Second Team ... Appeared in and started all 35 games for the Hurricanes ... Posted season averages of 12.2 points, 4.9 rebounds and 2.5 assists per game, while shooting 40.7 percent from the field, 40.4 percent from behind the arc, and 87.8 percent at the free throw line ... Reached double figures in scoring in 22 games throughout the season ... Scored a career-high 33 points against Florida State.

**As a Junior at Fresno State (2021-22):**
Named to the All-Mountain West Team ... Averaged 19.8 points, 9.5 rebounds, and 5.7 assists per game ... Recorded three triple-doubles throughout the year ... Set the NCAA record for highest free-throw percentage in a season, converting 109-112 shots at the line for a clip of 97.3 percent ... Led the Mountain West in both scoring and rebounding.

**As a Sophomore at Fresno State (2020-21):** Named the Mountain West Player of the Year ... Averaged 19.8 points, 7.5 rebounds, and 3.8 assists per game.

**As a Freshman at Fresno State (2019-20):** Named the Mountain West Player of the Year and selected to the All-Mountain West Team ... Averaged 16.0 points, 7.3 rebounds, and 3.7 assists per game.

**High School:** Attended Gilbert HS ... Named the Arizona 5A Player of the Year as a senior ... First Team All-Arizona ... Scored 2,282 points throughout her career ... 2018 First Team All-State and USA Today All-Arizona selection ... 2018 Region Player of the Year ... 2017 MVP of the Tournament of Champions ... Ranked as the No. 27 guard in the country according to ESPN.



# HANNA CAVINDER

**GUARD** **15**

**GRADUATE STUDENT • 5-6**

*GILBERT, ARIZ. • FRESNO STATE • GILBERT HS*

**Career Honors:**
- All-Mountain West Team (2020, 2021)
- All-Mountain West Freshman Team (2020)

**As a Senior (2022-23):**
Appeared in 34 games throughout the season ... Averaged 3.8 points, 1.3 rebounds, and 1.6 assists per game ... Led the team in AST/TO ratio (2.3) ... Reached double figures in scoring in four games.

**As a Junior at Fresno State (2021-22):**
Appeared in and started 29 games for Fresno State ... Averaged 14.6 points, 3.8 rebounds, and 3.7 assists per game throughout the season.

**2020-21 Highlights:**
Named to the All-Mountain West Team ... Appeared in 28 games, making 27 starts ... Averaged 17.0 points, 3.6 rebounds, and 3.9 assists per game ... Reached double figures in scoring in 26 contests.

**2019-20 Highlights:**
Named to the All-Mountain West Freshman Team ... Appeared in 32 games, with 31 starts ... Averaged 15.7 points, 2.5 rebounds, and 3.7 assists per game.

**High School:** Named the Arizona 5A Offensive Player of the Year as a senior ... All-Arizona Team ... Surpassed 2,000 points in her career ... Three-time All-Region Selection and All-State honoree ... USA Today Preseason All-Arizona Team



# DANIELA ABIES

**FORWARD** **16**

**JUNIOR • 6-0**

*MALAGA, SPAIN • WICHITA STATE*

**Career Honors:**

- All-AAC Third Team (2024)

**As a Sophomore at Wichita State (2023-24):** Named to the All-AAC Third Team ... Appeared in 31 games, starting 30 of them ... Posted season averages of 13.0 points and 9.7 rebounds per game, while shooting 48.6 percent from the field and 68.1 percent from the free throw line ... Recorded 11 double-doubles throughout the season ... Scored in double figures in 20 contests ... Had her best performance of the year in a victory over FAU, scoring 22 points and pulling down 22 rebounds in the win ... Scored a career-high 23 points on 11-19 shooting from the field against UAB.

**As a Freshman at Wichita State (2022-23):** Appeared in 26 games throughout the season ... Averaged 2.8 points and 3.3 boards per contest.

**International Basketball:** Selected to the 2021 Spanish National Team ... One of 12 players in the European Championships, joining in 2022, winning a silver medal ... Played in her first World Championships in 2023, winning a silver medal ... Played for Spani's U19 National Team, earning a silver medal at the FIBA World Cup in 2023.



# NATALIJA MARSHALL

**FORWARD** **21**

**GRADUATE STUDENT • 6-6**

*QUEENS, N.Y. • NOTRE DAME*

**Career Honors:**

- 2024 ACC Tournament Champion
- 2023 ACC Regular Season Champion

**As a Redshirt-Junior at Notre Dame (2023-24):**
2024 ACC Tournament Champion ... Appeared in 34 games with four starts for Notre Dame ... Averaged 5.0 points, 3.7 rebounds, and 1.0 blocks per game, while shooting 50.0 percent from the field and 67.6 percent from the free throw line ... Reached double figures in scoring in six games throughout the season ... Posted eight multi-block games.

**As a Redshirt-Sophomore at Notre Dame (2022-23):**
ACC Regular Season Champion ... Appeared in 28 games throughout the year ... Posted season averages of 3.5 points and 2.0 rebounds per game, while shooting 52.2 percent from the field and 66.7 percent at the free throw line.

**As a Redshirt-Freshman at Notre Dame (2021-22):**
Appeared in 13 contests off the bench ... Averaged 3.2 points and 1.5 boards per game.

**As a Freshman at Notre Dame (2020-21):**
Took a medical redshirt.

**High School:** No. 32 recruit in the country, according to ESPN… Two-time New York Catholic State Champion ... Two-time New York City Champion ... Two-time CHSAA Conference Champion ... 2019 First Team All-New York State ... Three-Time All-New York City




# SIMONE PELISH

**GUARD** **22**

**FRESHMAN • 6-0**

*POUGHKEEPSIE, N.Y. • OUR LADY OF LOURDES*

**High School:** Three-time NY Upstate Player of the Year ... Section 1 First Team selection ... Rated as a four-star recruit by ESPN ... Two-time Poughkeepsie Journal Player of the Year ... Scored over 1,500 points throughout her career.



# LEAH HARMON

**GUARD** **42**

**FRESHMAN • 5-6**

*PATERSON, N.J. • IMG ACADEMY*

**High School:** Rated as a five-star recruit by ESPN … Tabbed the No. 9 point guard in the country, according to ProspectsNation.com.



# CAMERON WILLIAMS

**FORWARD** **44**

**GRADUATE STUDENT • 6-3**

*CHICAGO, ILL. • MICHIGAN • WHITNEY YOUNG*

**As a Senior at Michigan (2023-24):** Appeared in 34 games for Michigan, making 16 starts ... Averaged 7.5 points and 4.6 rebounds per game, while shooting 54.8 percent from the field and 77.8 percent at the free throw line ... Reached double figures in scoring in 12 contests throughout the year ... Recorded two double-doubles ... Dropped a career-high 23 points on 10-14 shooting from the field in a win over Rutgers.

**As a Junior at Michigan (2022-23):** Appeared in and started all 33 games throughout the season ... Averaged 6.4 points and 3.8 boards per game.

**As a Sophomore at Michigan (2021-22):** Appeared in 30 games off the bench ... Averaged 2.7 points and 1.4 rebounds per game.

**As a Freshman at Michigan (2020-21):** Appeared in 12 contests, averaging 1.7 points and 1.0 rebounds per game.

**High School:** No. 30 recruit in the country, according to ESPN… Rated as a five-star recruit by ESPN ... McDonald's All-America Game nominee.

# HURRICANE ROSTERS

## NUMERICAL ROSTER

| # | NAME | POS. | HT. | CL. | HOMETOWN / HIGH SCHOOL / LAST SCHOOL |
|---|---|---|---|---|---|
| 0 | Aurora Almón | F | 6-4 | R-Fr. | Santo Domingo, Dominican Republic / The Webb School |
| 1 | Lemyah Hylton | G | 5-11 | Jr. | Mississauga, Ontario / Southwest Academy / Arizona |
| 4 | Jasmyne Roberts | G | 5-10 | Sr. | Jacksonville, Fla. / Bishop Kenny |
| 5 | Ahnay Adams | G | 5-6 | Fr. | New Bedford, Mass. / Tilton School |
| 8 | Darrione Rogers | G | 5-11 | Sr. | Chicago, Ill. / Lake Park West / Mississippi St. / DePaul |
| 12 | Cameron Araujo | G | 5-9 | Jr. | Miami, Fla. / Miami Senior |
| 13 | Eden Pearson | G | 5-9 | So. | Wheaton, Ill. / Wheaton North |
| 14 | Haley Cavinder | G | 5-6 | Gr. | Gilbert, Ariz. / Gilbert HS |
| 15 | Hanna Cavinder | G | 5-6 | Gr. | Gilbert, Ariz. / Gilbert HS |
| 16 | Daniela Abies | F | 6-0 | Jr. | Malaga, Spain |
| 21 | Natalija Marshall | F | 6-5 | Gr. | Queens, N.Y. / Christ the King / Notre Dame |
| 22 | Simone Pelish | G | 6-0 | Fr. | Poughkeepsie, N.Y. / Our Lady of Lourdes |
| 42 | Leah Harmon | G | 5-6 | Fr. | Paterson, N.J. / IMG Academy |
| 44 | Cameron Williams | F | 6-3 | Gr. | Chicago, Ill. / Whitney Young / Michigan |
| 54 | Sophia Zulich | F | 5-11 | Gr. | Sudbury, Ontario / Crestwood Prep / Denver |

## COACHING STAFF

**Head Coach:** Tricia Cullop (Purdue, '93, first season)
**Associate Head Coach:** Fitzroy Anthony (Palm Beach Atlantic '08, 10th season)
**Associate Head Coach:** Jessie Ivey (West Florida '10, first season)
**Assistant Coach**: Danielle Page (Nebraska '08, first season)
**Assistant Coach:** Murriel Page (Florida '98, first season)
**Video Coordinator**: Brandon Jaijairam (South Florida '20, first season)

## ROSTER BY CLASS

**Freshman (4)**
Aurora Almón
Ahnay Adams
Simone Pelish
Leah Harmon

**Sophomores (1)**
Eden Pearson

**Juniors (3)**
Lemyah Hylton
Daniela Abies
Cameron Araujo

**Graduate/Sr. (7)**
Jasmyne Roberts
Darrione Rogers
Haley Cavinder
Hanna Cavinder
Natalija Marshall
Cameron Williams
Sophia Zulich

## GEOGRAPHIC BREAKDOWN

**Arizona (2)**
Hanna Cavinder
Haley Cavinder

**Canada (2)**
Lemyah Hylton
Sophia Zulich

**Dominican Republic (1)**
Aurora Almón

**Florida (2)**
Jasmyne Roberts
Cameron Araujo

**Illinois (3)**
Darrion Rogers
Cameron Williams
Eden Pearson

**Massachusetts (1)**
Ahnay Adams

**New Jersey (1)**
Leah Harmon

**New York (1)**
Natalija Marshall
Simone Pelish

**Spain (1)**
Daniela Abies

## PRONUNCIATION GUIDE

| *Name* | *First* | *Last* |
|---|---|---|
| Lemyah Hylton | Luh-my-uh | Hilton |
| Ahnay Adams | Uh-nay | |
| Darrione Rogers | Dare-E-on | |
| Cameron Araujo | | Uh-raw-ho |
| Daniela Abies | | Ah-bees |
| Natalija Marshall | Natalia | |
| Leah Harmon | Lee-uh | |
| Brandon Jaijairam | | Jay-jay-ram |

# 2023-24 REVIEW


Results ..... 41-48
Season Statistics ..... 49
Conference Statistics ..... 50
Non-Conference Statistics ..... 51
Win Statistics ..... 52
Loss Statistics ..... 53
Home Statistics ..... 54
Away Statistics ..... 55
Neutral Site Statistics ..... 56
ACC Tournament Statistics ..... 57
Team Game-by-Game ..... 58
Opponent Game-by-Game ..... 59
Team Game Highs ..... 60
Team Game Lows ..... 61
Opponent Game Highs ..... 62
Opponent Game Lows ..... 63
Player Game Highs ..... 64
Opponent Player Game Highs ..... 65
Category Leaders ..... 66-67
Player Game-by-Game Pts-Reb-Ast ..... 68

# BOX SCORES

## GAME ONE

### Miami vs. Jackson State

Nov. 9, 2023 || Coral Gables, Fla.

**Jacksonville - 53** — Record: 1-1

| NO. | Name | Min | FG M-A | 3P M-A | FT M-A | Rebounds OR | DR | TOT | Fouls PF | FD | TP | AS | TO | ST | Blocks BS | BA | +/- |
|---|---|---|---|---|---|---|---|---|---|---|---|---|---|---|---|---|---|
| 4 | Makayla Edwards F | 32:06 | 2-5 | 0-1 | 1-2 | 0 | 3 | 3 | 3 | 2 | 5 | 3 | 4 | 2 | 0 | 0 | -34 |
| 15 | Saniyah Craig F | 23:49 | 5-8 | 0-1 | 1-2 | 2 | 1 | 3 | 0 | 2 | 11 | 1 | 4 | 0 | 1 | 0 | -18 |
| 3 | Sana'a Garrett G | 10:35 | 0-2 | 0-0 | 0-0 | 0 | 1 | 1 | 4 | 1 | 0 | 2 | 0 | 1 | 0 | 0 | 0 |
| 10 | Edyn Battle G | 28:32 | 7-15 | 0-0 | 3-4 | 1 | 4 | 5 | 1 | 4 | 16 | 1 | 6 | 2 | 0 | 0 | -21 |
| 12 | Jalisa Dunlap G | 30:09 | 1-6 | 1-4 | 1-2 | 0 | 7 | 7 | 1 | 2 | 4 | 0 | 2 | 0 | 0 | 0 | -21 |
| 5 | Bre'yanna Frazier | 17:00 | 1-3 | 0-1 | 0-0 | 0 | 0 | 0 | 1 | 1 | 2 | 1 | 2 | 0 | 0 | 0 | -18 |
| 2 | Kyshonna Brown | 21:17 | 1-5 | 0-0 | 0-0 | 1 | 2 | 3 | 0 | 0 | 2 | 0 | 2 | 0 | 0 | 1 | -10 |
| 24 | Jada Jones | 14:44 | 2-2 | 0-0 | 0-0 | 0 | 0 | 0 | 5 | 1 | 4 | 0 | 1 | 0 | 1 | 0 | -10 |
| 1 | Isamary Tellería Agramonte | 10:53 | 1-2 | 1-2 | 0-0 | 0 | 1 | 1 | 0 | 0 | 3 | 0 | 0 | 0 | 0 | 0 | -3 |
| 13 | Asiana Britt | 10:55 | 2-2 | 2-2 | 0-0 | 0 | 3 | 3 | 0 | 0 | 6 | 2 | 1 | 0 | 0 | 0 | -4 |
| Team | | | | | | 4 | 4 | 8 | | | | | | | | | |
| **Totals** | | | 22-50 | 4-11 | 5-10 | 8 | 26 | 34 | 15 | 13 | 53 | 10 | 25 | 5 | 2 | 1 | -28 |

**Technical Fouls:** NONE

Dead Ball Rebounds: 2, 0

| Shooting By Period | | |
|---|---|---|
| 1st FG% | 6-12 | 50.0% |
| 3PT% | 1-1 | 100.0% |
| FT% | 0-0 | 0% |
| 2nd FG% | 5-10 | 50.0% |
| 3PT% | 0-3 | 0.0% |
| FT% | 2-4 | 50% |
| 3rd FG% | 3-14 | 21.4% |
| 3PT% | 0-2 | 0.0% |
| FT% | 0-0 | 0% |
| 4th FG% | 8-14 | 57.1% |
| 3PT% | 3-5 | 60.0% |
| FT% | 3-6 | 50% |
| GM FG% | 22-50 | 44.0% |
| 3PT% | 4-11 | 36.4% |
| FT% | 5-10 | 50.0% |

**#25 Miami (FL) - 81** — Record: 1-0

| NO. | Name | Min | FG M-A | 3P M-A | FT M-A | Rebounds OR | DR | TOT | Fouls PF | FD | TP | AS | TO | ST | Blocks BS | BA | +/- |
|---|---|---|---|---|---|---|---|---|---|---|---|---|---|---|---|---|---|
| 44 | Kyla Oldacre C | 19:41 | 2-4 | 0-0 | 0-0 | 2 | 2 | 4 | 2 | 1 | 4 | 2 | 0 | 1 | 0 | 0 | 8 |
| 4 | Jasmyne Roberts G | 29:44 | 6-8 | 2-4 | 0-0 | 3 | 4 | 7 | 2 | 1 | 14 | 0 | 2 | 1 | 0 | 0 | 22 |
| 5 | Jaida Patrick G | 21:56 | 1-6 | 0-3 | 0-0 | 2 | 3 | 5 | 2 | 1 | 2 | 1 | 2 | 1 | 0 | 0 | 1 |
| 12 | Ja'Leah Williams G | 23:29 | 3-5 | 1-3 | 2-2 | 0 | 0 | 0 | 2 | 3 | 9 | 1 | 1 | 4 | 0 | 0 | 19 |
| 13 | Lashae Dwyer G | 22:37 | 6-11 | 1-3 | 0-0 | 2 | 2 | 4 | 2 | 1 | 13 | 1 | 1 | 2 | 0 | 0 | 25 |
| 1 | Lemyah Hylton | 21:17 | 6-10 | 2-5 | 0-0 | 0 | 3 | 3 | 0 | 0 | 14 | 1 | 0 | 1 | 0 | 1 | 14 |
| 32 | Lazaria Spearman | 20:19 | 4-9 | 1-2 | 4-7 | 4 | 2 | 6 | 1 | 5 | 13 | 1 | 1 | 0 | 0 | 1 | 20 |
| 30 | Shayeann Day-Wilson | 29:42 | 2-8 | 1-3 | 1-2 | 1 | 3 | 4 | 0 | 2 | 6 | 9 | 1 | 2 | 0 | 0 | 17 |
| 21 | Ally Stadman | 18:15 | 2-9 | 2-6 | 0-0 | 0 | 1 | 1 | 2 | 1 | 6 | 0 | 1 | 2 | 0 | 0 | -7 |
| Team | | | | | | 1 | 0 | 2 | 2 | | | 0 | | | | | |
| **Totals** | | | 32-70 | 10-31 | 7-11 | 14 | 22 | 36 | 13 | 15 | 81 | 16 | 11 | 14 | 1 | 2 | 28 |

**Technical Fouls:** NONE

Dead Ball Rebounds: 2, 0

| Shooting By Period | | |
|---|---|---|
| 1st FG% | 8-19 | 42.1% |
| 3PT% | 1-7 | 14.3% |
| FT% | 0-0 | 0% |
| 2nd FG% | 8-18 | 44.4% |
| 3PT% | 2-8 | 25.0% |
| FT% | 3-5 | 60% |
| 3rd FG% | 6-16 | 37.5% |
| 3PT% | 1-5 | 20.0% |
| FT% | 4-6 | 66.7% |
| 4th FG% | 10-17 | 58.8% |
| 3PT% | 6-11 | 54.5% |
| FT% | 0-0 | 0% |
| GM FG% | 32-70 | 45.7% |
| 3PT% | 10-31 | 32.3% |
| FT% | 7-11 | 63.6% |

| | JAX | MIA |
|---|---|---|
| **Biggest lead** | 0 (1st 0:00) | 33 (4th 7:26) |
| **Best Scoring Run** | 7 (4th 5:37) | 9 (3rd 5:59) |
| **Lead Changes** | 0 | |
| **Times Tied** | 1 | |
| **Time with Lead** | 00:00 | 39:05 |

| Points from | JAX | MIA |
|---|---|---|
| Turnovers | 5 | 30 |
| Paint | 34 | 42 |
| Second Chance | 9 | 16 |
| Fast Breaks | 4 | 12 |
| Bench | 17 | 39 |

| Period by Period Scoring | 1st | 2nd | 3rd | 4th | TOT |
|---|---|---|---|---|---|
| JAX | 13 | 12 | 6 | 22 | 53 |
| MIA | 17 | 21 | 17 | 26 | 81 |

## GAME TWO

### Miami vs. Fordham

Nov. 12, 2023 || Coral Gables, Fla.

**Fordham - 39** — Record: 2-1

| NO. | Name | Min | FG M-A | 3P M-A | FT M-A | Rebounds OR | DR | TOT | Fouls PF | FD | TP | AS | TO | ST | Blocks BS | BA | +/- |
|---|---|---|---|---|---|---|---|---|---|---|---|---|---|---|---|---|---|
| 10 | Rose Nelson F | 18:02 | 0-1 | 0-1 | 0-0 | 0 | 0 | 0 | 0 | 0 | 0 | 0 | 1 | 1 | 2 | 0 | -21 |
| 24 | Aminata Ly C | 12:01 | 1-1 | 0-0 | 0-0 | 1 | 0 | 1 | 1 | 1 | 2 | 0 | 3 | 1 | 0 | 0 | -16 |
| 3 | Taylor Donaldson G | 33:50 | 5-20 | 3-10 | 0-0 | 2 | 3 | 5 | 0 | 1 | 13 | 0 | 3 | 2 | 0 | 1 | -28 |
| 8 | Emy Hayford G | 35:18 | 3-13 | 0-4 | 0-0 | 2 | 3 | 5 | 2 | 2 | 6 | 2 | 7 | 4 | 1 | 1 | -41 |
| 11 | Mandy McGurk G | 19:36 | 0-4 | 0-4 | 0-0 | 0 | 0 | 0 | 0 | 0 | 0 | 0 | 1 | 0 | 0 | 0 | -19 |
| 30 | Maranda Nyborg | 21:08 | 2-5 | 0-0 | 0-0 | 0 | 0 | 0 | 0 | 1 | 4 | 1 | 3 | 1 | 1 | 0 | -21 |
| 1 | Matilda Flood | 19:33 | 2-5 | 1-2 | 0-0 | 2 | 2 | 4 | 1 | 2 | 5 | 1 | 2 | 2 | 0 | 1 | -10 |
| 4 | Taya Davis | 25:01 | 3-9 | 1-3 | 0-0 | 1 | 4 | 5 | 0 | 2 | 7 | 1 | 9 | 2 | 0 | 1 | -31 |
| 34 | Kaliah Harris | 15:31 | 1-3 | 0-0 | 0-0 | 1 | 3 | 4 | 0 | 3 | 2 | 0 | 1 | 1 | 1 | 0 | 4 |
| Team | | | | | | 1 | 1 | 2 | | | | 0 | 1 | | | | |
| **Totals** | | | 17-61 | 5-24 | 0-0 | 16 | 16 | 32 | 5 | 12 | 39 | 5 | 31 | 15 | 3 | 4 | -99 |

**Technical Fouls:** NONE

Dead Ball Rebounds: 0, 0

| Shooting By Period | | |
|---|---|---|
| 1st FG% | 3-12 | 25.0% |
| 3PT% | 2-6 | 33.3% |
| FT% | 0-0 | 0% |
| 2nd FG% | 4-20 | 20.0% |
| 3PT% | 0-8 | 0.0% |
| FT% | 0-0 | 0% |
| 3rd FG% | 4-13 | 30.8% |
| 3PT% | 1-4 | 25.0% |
| FT% | 0-0 | 0% |
| 4th FG% | 6-16 | 37.5% |
| 3PT% | 2-6 | 33.3% |
| FT% | 0-0 | 0% |
| GM FG% | 17-61 | 27.9% |
| 3PT% | 5-24 | 20.8% |
| FT% | 0-0 | 0.0% |

**Miami (FL) - 78** — Record: 2-0

| NO. | Name | Min | FG M-A | 3P M-A | FT M-A | Rebounds OR | DR | TOT | Fouls PF | FD | TP | AS | TO | ST | Blocks BS | BA | +/- |
|---|---|---|---|---|---|---|---|---|---|---|---|---|---|---|---|---|---|
| 32 | Lazaria Spearman F | 22:39 | 4-9 | 0-0 | 0-0 | 2 | 2 | 4 | 2 | 1 | 8 | 0 | 4 | 2 | 1 | 1 | 4 |
| 4 | Jasmyne Roberts G | 24:57 | 3-4 | 0-1 | 0-0 | 1 | 6 | 7 | 0 | 0 | 6 | 1 | 2 | 3 | 1 | 0 | 15 |
| 5 | Jaida Patrick G | 27:02 | 6-9 | 2-4 | 0-0 | 2 | 6 | 8 | 1 | 1 | 14 | 0 | 5 | 5 | 1 | 1 | 21 |
| 12 | Ja'Leah Williams G | 22:09 | 3-5 | 1-1 | 0-0 | 1 | 2 | 3 | 0 | 0 | 7 | 8 | 7 | 3 | 1 | 0 | 18 |
| 13 | Lashae Dwyer G | 25:33 | 3-8 | 1-2 | 0-0 | 1 | 2 | 3 | 0 | 1 | 7 | 2 | 1 | 4 | 0 | 1 | 28 |
| 1 | Lemyah Hylton | 29:06 | 6-9 | 5-8 | 0-0 | 0 | 1 | 1 | 4 | 0 | 17 | 1 | 2 | 1 | 0 | 0 | 25 |
| 30 | Shayeann Day-Wilson | 29:27 | 3-6 | 1-4 | 0-0 | 0 | 1 | 1 | 3 | 0 | 7 | 6 | 3 | 0 | 0 | 0 | 20 |
| 44 | Kyla Oldacre | 18:54 | 3-5 | 0-0 | 1-2 | 2 | 6 | 8 | 2 | 2 | 7 | 1 | 1 | 0 | 0 | 0 | 35 |
| 21 | Ally Stadman | 15:13 | 2-5 | 1-4 | 0-0 | 0 | 1 | 1 | 0 | 0 | 5 | 0 | 0 | 0 | 0 | 0 | 6 |
| Team | | | | | | 2 | 1 | 3 | | | | 1 | | | | | |
| **Totals** | | | 33-60 | 11-24 | 1-2 | 11 | 28 | 39 | 12 | 5 | 78 | 19 | 25 | 18 | 4 | 3 | 39 |

**Technical Fouls:** NONE

| Shooting By Period | | |
|---|---|---|
| 1st FG% | 11-17 | 64.7% |
| 3PT% | 1-3 | 33.3% |
| FT% | 0-0 | 0% |
| 2nd FG% | 8-16 | 50.0% |
| 3PT% | 4-10 | 40.0% |
| FT% | 1-2 | 50% |
| 3rd FG% | 7-13 | 53.8% |
| 3PT% | 2-4 | 50.0% |
| FT% | 0-0 | 0% |
| 4th FG% | 7-14 | 50.0% |
| 3PT% | 4-7 | 57.1% |
| FT% | 0-0 | 0% |
| GM FG% | 33-60 | 55.0% |
| 3PT% | 11-24 | 45.8% |
| FT% | 1-2 | 50.0% |

Dead Ball Rebounds: 1, 0

| | FORD | MIA |
|---|---|---|
| **Biggest lead** | 0 (1st 0:00) | 39 (4th 0:06) |
| **Best Scoring Run** | 5 (4th 4:59) | 17 (2nd 0:03) |
| **Lead Changes** | 0 | |
| **Times Tied** | 0 | |
| **Time with Lead** | 00:00 | 39:37 |

| Points from | FORD | MIA |
|---|---|---|
| Turnovers | 9 | 30 |
| Paint | 22 | 34 |
| Second Chance | 4 | 11 |
| Fast Breaks | 0 | 13 |
| Bench | 18 | 36 |

| Period by Period Scoring | 1st | 2nd | 3rd | 4th | TOT |
|---|---|---|---|---|---|
| FORD | 6 | 8 | 9 | 14 | 39 |
| MIA | 23 | 21 | 16 | 18 | 78 |

## GAME THREE

### Miami vs. Southern

Nov. 17, 2023 || Coral Gables, Fla.

**Southern U. - 57** — Record: 0-4

| NO. | Name | Min | FG M-A | 3P M-A | FT M-A | Rebounds OR | DR | TOT | Fouls PF | FD | TP | AS | TO | ST | Blocks BS | BA | +/- |
|---|---|---|---|---|---|---|---|---|---|---|---|---|---|---|---|---|---|
| 15 | Sky Castro F | 24:19 | 3-4 | 0-0 | 0-0 | 6 | 2 | 8 | 3 | 1 | 6 | 0 | 2 | 0 | 1 | 0 | -5 |
| 2 | Aleighyah Fontenot G | 35:28 | 4-13 | 2-10 | 1-1 | 1 | 2 | 3 | 4 | 1 | 11 | 4 | 3 | 2 | 0 | 0 | 1 |
| 4 | Chloe Fleming G | 25:37 | 2-6 | 0-0 | 0-0 | 0 | 2 | 2 | 2 | 2 | 5 | 4 | 6 | 4 | 2 | 0 | 1 |
| 14 | Soniyah Reed G | 30:57 | 5-12 | 2-4 | 0-0 | 2 | 4 | 6 | 3 | 0 | 12 | 1 | 1 | 0 | 1 | 1 | 3 |
| 22 | Sirvina Legions G | 30:13 | 5-8 | 1-1 | 0-1 | 1 | 1 | 2 | 1 | 2 | 11 | 1 | 3 | 1 | 0 | 2 | -2 |
| 21 | Tionia Lidge | 15:41 | 5-8 | 0-0 | 0-2 | 2 | 4 | 6 | 3 | 3 | 10 | 1 | 0 | 0 | 1 | 0 | -3 |
| 11 | Cayla Otollo | 14:23 | 1-2 | 0-0 | 0-0 | 0 | 1 | 1 | 1 | 0 | 2 | 0 | 2 | 0 | 0 | 0 | -12 |
| 24 | Kyanna Morgan | 23:22 | 1-12 | 1-7 | 0-0 | 3 | 5 | 8 | 0 | 0 | 3 | 0 | 2 | 1 | 0 | 0 | -14 |
| Team | | | | | | 2 | 2 | 4 | | | | 0 | 2 | | | | |
| **Totals** | | | 25-64 | 6-22 | 1-3 | 17 | 23 | 40 | 17 | 12 | 57 | 14 | 19 | 9 | 3 | 5 | -4 |

**Technical Fouls:** NONE

Dead Ball Rebounds: 1, 0

| Shooting By Period | | |
|---|---|---|
| 1st FG% | 6-16 | 37.5% |
| 3PT% | 3-6 | 37.5% |
| FT% | 0-1 | 0% |
| 2nd FG% | 5-17 | 29.4% |
| 3PT% | 0-5 | 0.0% |
| FT% | 0-0 | 0% |
| 3rd FG% | 9-16 | 56.3% |
| 3PT% | 2-3 | 66.7% |
| FT% | 0-1 | 0% |
| 4th FG% | 5-15 | 33.3% |
| 3PT% | 1-8 | 12.5% |
| FT% | 1-1 | 100% |
| GM FG% | 25-64 | 39.1% |
| 3PT% | 6-22 | 27.3% |
| FT% | 1-3 | 33.3% |

**Miami (FL) - 91** — Record: 3-0

| NO. | Name | Min | FG M-A | 3P M-A | FT M-A | Rebounds OR | DR | TOT | Fouls PF | FD | TP | AS | TO | ST | Blocks BS | BA | +/- |
|---|---|---|---|---|---|---|---|---|---|---|---|---|---|---|---|---|---|
| 44 | Kyla Oldacre C | 30:54 | 5-7 | 0-0 | 0-5 | 7 | 1 | 8 | 1 | 5 | 10 | 0 | 0 | 1 | 3 | 1 | -1 |
| 4 | Jasmyne Roberts G | 30:43 | 5-15 | 2-5 | 5-6 | 2 | 2 | 4 | 2 | 5 | 17 | 3 | 1 | 3 | 1 | 0 | 0 |
| 5 | Jaida Patrick G | 22:38 | 3-5 | 0-1 | 1-2 | 4 | 1 | 5 | 0 | 1 | 7 | 0 | 1 | 0 | 1 | 0 | 15 |
| 12 | Ja'Leah Williams G | 31:11 | 4-9 | 0-2 | 1-1 | 1 | 2 | 3 | 3 | 1 | 9 | 3 | 3 | 2 | 0 | 1 | 8 |
| 13 | Lashae Dwyer G | 16:58 | 2-6 | 0-2 | 1-1 | 1 | 1 | 2 | 2 | 2 | 5 | 2 | 3 | 0 | 0 | 0 | -7 |
| 30 | Shayeann Day-Wilson | 33:33 | 5-15 | 2-8 | 1-3 | 0 | 3 | 3 | 2 | 3 | 13 | 2 | 4 | 3 | 0 | 0 | 5 |
| 1 | Lemyah Hylton | 19:20 | 0-2 | 0-2 | 0-0 | 1 | 3 | 4 | 1 | 0 | 0 | 0 | 0 | 1 | 0 | 0 | 0 |
| 21 | Ally Stadman | 14:45 | 0-3 | 0-3 | 0-0 | 0 | 3 | 3 | 1 | 0 | 0 | 0 | 0 | 0 | 0 | 0 | 13 |
| Team | | | | | | 2 | 3 | 5 | | | | 0 | | | | | |
| **Totals** | | | 24-62 | 4-24 | 9-20 | 18 | 19 | 37 | 12 | 17 | 61 | 10 | 13 | 10 | 5 | 3 | 4 |

**Technical Fouls:** NONE

Dead Ball Rebounds: 8, 4

| Shooting By Period | | |
|---|---|---|
| 1st FG% | 8-16 | 50.0% |
| 3PT% | 1-9 | 11.1% |
| FT% | 3-6 | 50% |
| 2nd FG% | 9-18 | 50.0% |
| 3PT% | 0-6 | 0.0% |
| FT% | 3-3 | 100% |
| 3rd FG% | 3-12 | 33.3% |
| 3PT% | 1-2 | 50.0% |
| FT% | 1-1 | 100% |
| 4th FG% | 8-18 | 44.4% |
| 3PT% | 2-7 | 28.6% |
| FT% | 2-6 | 25% |
| GM FG% | 24-62 | 38.7% |
| 3PT% | 4-24 | 16.7% |
| FT% | 9-20 | 45.0% |

| | SOU | MIA |
|---|---|---|
| **Biggest lead** | 6 (3rd 6:35) | 7 (3rd 6:54) |
| **Best Scoring Run** | 8 (3rd 6:35) | 7 (4th 8:03) |
| **Lead Changes** | 8 | |
| **Times Tied** | 5 | |
| **Time with Lead** | 10:36 | 25:09 |

| Points from | SOU | MIA |
|---|---|---|
| Turnovers | 12 | 26 |
| Paint | 30 | 34 |
| Second Chance | 8 | 13 |
| Fast Breaks | 5 | 8 |
| Bench | 13 | 13 |

| Period by Period Scoring | 1st | 2nd | 3rd | 4th | TOT |
|---|---|---|---|---|---|
| SOU | 15 | 10 | 20 | 12 | 57 |
| MIA | 16 | 15 | 10 | 20 | 61 |

## GAME FOUR

### Miami vs. Colgate

Nov. 24, 2023 || Coral Gables, Fla.

**Colgate - 49** — Record: 3-1

| NO. | Name | Min | FG M-A | 3P M-A | FT M-A | Rebounds OR | DR | TOT | Fouls PF | FD | TP | AS | TO | ST | Blocks BS | BA | +/- |
|---|---|---|---|---|---|---|---|---|---|---|---|---|---|---|---|---|---|
| 11 | Tiasia McMillan F | 34:25 | 1-6 | 0-0 | 0-0 | 2 | 2 | 4 | 0 | 0 | 2 | 1 | 2 | 2 | 0 | 0 | -16 |
| 13 | Sophia Diehl F | 17:32 | 0-5 | 0-2 | 0-0 | 0 | 6 | 6 | 1 | 1 | 0 | 0 | 4 | 1 | 0 | 0 | -5 |
| 3 | Alexa Brodie G | 28:27 | 3-5 | 1-2 | 1-2 | 1 | 2 | 3 | 2 | 4 | 8 | 4 | 2 | 0 | 0 | 0 | -3 |
| 4 | Madison Schiller G | 35:32 | 5-7 | 2-3 | 0-0 | 0 | 3 | 3 | 1 | 1 | 12 | 4 | 4 | 1 | 0 | 1 | -19 |
| 5 | Taylor Golembiewski G | 32:55 | 6-14 | 2-6 | 0-0 | 2 | 0 | 2 | 3 | 2 | 14 | 2 | 4 | 3 | 1 | 0 | -18 |
| 1 | Morgan McMahon | 29:07 | 4-9 | 2-4 | 1-1 | 0 | 0 | 0 | 1 | 2 | 11 | 1 | 2 | 1 | 0 | 0 | -11 |
| 2 | Christina Midgette | 16:26 | 0-1 | 0-0 | 0-0 | 0 | 3 | 3 | 1 | 1 | 0 | 0 | 1 | 1 | 0 | 0 | -12 |
| 25 | Ella Mealion | 09:38 | 1-2 | 0-0 | 0-0 | 0 | 0 | 0 | 0 | 2 | 2 | 1 | 0 | 0 | 0 | 0 | -6 |
| 0 | Amarah Streff | 02:55 | 0-0 | 0-0 | 0-0 | 0 | 0 | 0 | 0 | 0 | 0 | 0 | 0 | 0 | 0 | 0 | -5 |
| 41 | Abbey Ferguson | 01:34 | 0-0 | 0-0 | 0-0 | 1 | 0 | 1 | 0 | 0 | 0 | 1 | 0 | 0 | 0 | 0 | 2 |
| Team | | | | | | 1 | 3 | 4 | | | | 0 | 1 | | | | |
| **Totals** | | | 20-49 | 7-17 | 2-3 | 7 | 19 | 26 | 9 | 11 | 49 | 14 | 22 | 8 | 2 | 1 | -18 |

**Technical Fouls:** NONE

Dead Ball Rebounds: 0, 0

| Shooting By Period | | |
|---|---|---|
| 1st FG% | 7-11 | 63.6% |
| 3PT% | 4-7 | 57.1% |
| FT% | 0-0 | 0% |
| 2nd FG% | 3-13 | 23.1% |
| 3PT% | 1-3 | 33.3% |
| FT% | 0-0 | 0% |
| 3rd FG% | 3-12 | 25.0% |
| 3PT% | 0-2 | 0.0% |
| FT% | 1-2 | 50% |
| 4th FG% | 7-13 | 53.8% |
| 3PT% | 2-5 | 40.0% |
| FT% | 1-1 | 100% |
| GM FG% | 20-49 | 40.8% |
| 3PT% | 7-17 | 41.2% |
| FT% | 2-3 | 66.7% |

**Miami (FL) - 67** — Record: 4-0

| NO. | Name | Min | FG M-A | 3P M-A | FT M-A | Rebounds OR | DR | TOT | Fouls PF | FD | TP | AS | TO | ST | Blocks BS | BA | +/- |
|---|---|---|---|---|---|---|---|---|---|---|---|---|---|---|---|---|---|
| 44 | Kyla Oldacre C | 10:45 | 1-4 | 0-0 | 0-0 | 2 | 1 | 3 | 2 | 0 | 2 | 1 | 4 | 1 | 0 | 0 | -1 |
| 4 | Jasmyne Roberts G | 28:49 | 5-9 | 1-1 | 2-3 | 1 | 2 | 3 | 0 | 2 | 13 | 1 | 3 | 0 | 0 | 1 | 6 |
| 5 | Jaida Patrick G | 27:29 | 2-3 | 1-2 | 4-7 | 0 | 0 | 0 | 0 | 4 | 9 | 3 | 1 | 3 | 1 | 0 | 15 |
| 12 | Ja'Leah Williams G | 27:28 | 3-7 | 0-0 | 1-2 | 1 | 2 | 3 | 2 | 1 | 7 | 2 | 2 | 2 | 0 | 1 | 10 |
| 13 | Lashae Dwyer G | 27:20 | 4-6 | 1-1 | 1-1 | 0 | 3 | 3 | 1 | 1 | 10 | 3 | 3 | 5 | 0 | 0 | 11 |
| 30 | Shayeann Day-Wilson | 28:46 | 4-8 | 0-3 | 0-0 | 0 | 2 | 2 | 1 | 0 | 8 | 5 | 1 | 1 | 0 | 0 | 20 |
| 32 | Lazaria Spearman | 22:09 | 5-7 | 0-0 | 0-1 | 3 | 6 | 9 | 0 | 1 | 10 | 2 | 2 | 1 | 0 | 0 | 16 |
| 1 | Lemyah Hylton | 15:31 | 1-4 | 1-3 | 0-0 | 1 | 1 | 2 | 2 | 0 | 3 | 0 | 2 | 0 | 0 | 0 | 8 |
| 21 | Ally Stadman | 08:17 | 1-2 | 1-2 | 0-0 | 0 | 0 | 0 | 1 | 0 | 3 | 0 | 0 | 0 | 0 | 0 | 8 |
| 35 | Latasha Lattimore | 05:32 | 1-2 | 0-0 | 0-0 | 0 | 1 | 1 | 2 | 0 | 2 | 0 | 1 | 0 | 0 | 0 | 2 |
| Team | | | | | | 4 | 5 | 9 | | | | 1 | 0 | | | | |
| **Totals** | | | 27-52 | 5-12 | 8-14 | 10 | 23 | 33 | 11 | 9 | 67 | 17 | 19 | 13 | 1 | 2 | 18 |

**Technical Fouls:** NONE

Dead Ball Rebounds: 2, 0

| Shooting By Period | | |
|---|---|---|
| 1st FG% | 6-13 | 46.2% |
| 3PT% | 0-1 | 0.0% |
| FT% | 0-0 | 0% |
| 2nd FG% | 5-12 | 41.7% |
| 3PT% | 2-5 | 40.0% |
| FT% | 1-2 | 50% |
| 3rd FG% | 8-14 | 57.1% |
| 3PT% | 1-3 | 33.3% |
| FT% | 1-5 | 20% |
| 4th FG% | 8-13 | 61.5% |
| 3PT% | 2-3 | 66.7% |
| FT% | 6-7 | 85.7% |
| GM FG% | 27-52 | 51.9% |
| 3PT% | 5-12 | 41.7% |
| FT% | 8-14 | 57.1% |

| | COL | MIA |
|---|---|---|
| **Biggest lead** | 6 (1st 6:26) | 21 (4th 0:29) |
| **Best Scoring Run** | 6 (4th 2:27) | 8 (3rd 0:52) |
| **Lead Changes** | 11 | |
| **Times Tied** | 2 | |
| **Time with Lead** | 14:28 | 22:31 |

| Points from | COL | MIA |
|---|---|---|
| Turnovers | 17 | 29 |
| Paint | 16 | 32 |
| Second Chance | 8 | 4 |
| Fast Breaks | 6 | 23 |
| Bench | 13 | 26 |

| Period by Period Scoring | 1st | 2nd | 3rd | 4th | TOT |
|---|---|---|---|---|---|
| COL | 18 | 7 | 7 | 17 | 49 |
| MIA | 12 | 13 | 18 | 24 | 67 |

# BOX SCORES

## GAME FIVE

### Miami vs ETSU

Nov. 26, 2023 || Coral Gables, Fla.

**ETSU - 44** — Record: 4-2

| NO. | Name | Min | FG M-A | 3P M-A | FT M-A | Rebounds OR | DR | TOT | Fouls PF | FS | TP | AS | TO | ST | Blocks BS | BA | +/- |
|---|---|---|---|---|---|---|---|---|---|---|---|---|---|---|---|---|---|
| 24 | Jakhyia Davis G | 21:55 | 0-4 | 0-0 | 2-2 | 5 | 1 | 6 | 3 | 2 | 2 | 1 | 0 | 0 | 0 | 2 | -11 |
| 0 | Nevash Brown G | 31:40 | 3-14 | 1-3 | 2-4 | 1 | 2 | 3 | 1 | 5 | 9 | 1 | 3 | 0 | 0 | 1 | -18 |
| 10 | Courtney Moore G | 25:02 | 1-11 | 1-7 | 0-0 | 1 | 1 | 2 | 3 | 2 | 3 | 1 | 3 | 2 | 0 | 0 | -17 |
| 11 | Brianne Beatty G | 27:37 | 2-8 | 1-6 | 1-2 | 1 | 3 | 4 | 1 | 2 | 6 | 1 | 0 | 0 | 0 | 1 | -7 |
| 12 | Kendall Folley G | 31:29 | 2-10 | 2-6 | 2-4 | 1 | 0 | 1 | 0 | 5 | 8 | 4 | 1 | 2 | 0 | 2 | -19 |
| 20 | Meghan Downing | 19:08 | 1-1 | 0-0 | 0-0 | 2 | 1 | 3 | 4 | 0 | 2 | 0 | 1 | 0 | 0 | 0 | -8 |
| 2 | Journee McDaniel | 19:32 | 1-6 | 0-4 | 0-0 | 0 | 3 | 3 | 1 | 0 | 2 | 0 | 0 | 0 | 0 | 0 | -17 |
| 5 | Jaileyah Cotton | 14:13 | 1-1 | 1-1 | 1-4 | 0 | 1 | 1 | 1 | 2 | 4 | 0 | 0 | 2 | 0 | 0 | -8 |
| 3 | Brackan Brotherly | 07:02 | 1-2 | 1-2 | 3-3 | 0 | 2 | 2 | 0 | 1 | 6 | 0 | 0 | 0 | 0 | 1 | 6 |
| 15 | Samiah Puckett | 04:57 | 0-0 | 0-0 | 2-2 | 0 | 1 | 1 | 1 | 1 | 2 | 0 | 0 | 0 | 1 | 0 | -5 |
| 4 | Meleah Kirtner | 03:25 | 0-0 | 0-0 | 0-0 | 0 | 0 | 0 | 0 | 0 | 0 | 0 | 0 | 0 | 0 | 0 | -4 |
| Team | | | | | | 5 | 1 | 6 | | | | | 0 | 2 | | | |
| **Totals** | | | 12-57 | 7-29 | 13-21 | 16 | 16 | 32 | 15 | 20 | 44 | 8 | 12 | 6 | 1 | 6 | -24 |

**Technical Fouls:**:NONE

Dead Ball Rebounds: 6, 0

**Shooting By Period**

| | | | | |
|---|---|---|---|---|
| 1st | FG% | 4-13 | 30.8% | |
| | 3PT% | 3-9 | 33.3% | |
| | FT% | 1-6 | 16.7% | |
| 2nd | FG% | 4-16 | 25.0% | |
| | 3PT% | 1-9 | 11.1% | |
| | FT% | 0-0 | 0% | |
| 3rd | FG% | 2-16 | 12.5% | |
| | 3PT% | 2-5 | 40.0% | |
| | FT% | 0-0 | 0% | |
| 4th | FG% | 2-12 | 16.7% | |
| | 3PT% | 1-6 | 16.7% | |
| | FT% | 12-15 | 80% | |
| GM FG% | | 12-57 | 21.1% | |
| GM 3PT% | | 7-29 | 24.1% | |
| GM FT% | | 13-21 | 61.9% | |

**Miami (FL) - 68** — Record: 3-0

| NO. | Name | Min | FG M-A | 3P M-A | FT M-A | Rebounds OR | DR | TOT | Fouls PF | FS | TP | AS | TO | ST | Blocks BS | BA | +/- |
|---|---|---|---|---|---|---|---|---|---|---|---|---|---|---|---|---|---|
| 44 | Kyla Oldacre C | 13:55 | 1-2 | 0-0 | 2-2 | 0 | 6 | 6 | 1 | 3 | 4 | 0 | 2 | 0 | 1 | 0 | 9 |
| 4 | Jasmyne Roberts G | 21:29 | 1-3 | 0-1 | 2-2 | 0 | 1 | 1 | 2 | 1 | 4 | 2 | 3 | 0 | 0 | 0 | 7 |
| 5 | Jaida Patrick G | 21:41 | 2-5 | 1-2 | 2-3 | 2 | 2 | 4 | 1 | 2 | 7 | 0 | 0 | 0 | 0 | 0 | 10 |
| 12 | Ja'Leah Williams G | 29:44 | 4-5 | 1-1 | 0-2 | 0 | 2 | 2 | 2 | 1 | 9 | 1 | 3 | 0 | 0 | 0 | 18 |
| 13 | Lashae Dwyer G | 22:56 | 1-1 | 0-0 | 1-2 | 0 | 1 | 1 | 4 | 2 | 3 | 1 | 1 | 1 | 0 | 0 | 15 |
| 1 | Lemyah Hylton | 20:36 | 2-6 | 0-3 | 2-2 | 0 | 1 | 1 | 5 | 1 | 6 | 1 | 2 | 0 | 0 | 0 | 17 |
| 30 | Shayeann Day-Wilson | 21:45 | 7-7 | 5-5 | 0-0 | 0 | 2 | 2 | 2 | 0 | 19 | 3 | 2 | 0 | 0 | 0 | 19 |
| 32 | Lazaria Spearman | 26:55 | 2-3 | 0-0 | 1-3 | 1 | 6 | 7 | 0 | 3 | 5 | 0 | 1 | 0 | 1 | 0 | 17 |
| 21 | Ally Stadman | 14:06 | 2-4 | 2-3 | 0-0 | 0 | 1 | 1 | 1 | 0 | 6 | 0 | 1 | 0 | 0 | 0 | 7 |
| 35 | Latasha Lattimore | 13:13 | 1-4 | 0-1 | 3-3 | 1 | 1 | 2 | 2 | 2 | 5 | 0 | 0 | 0 | 0 | 1 | 1 |
| Team | | | | | | 2 | 0 | 6 | 6 | | | 0 | | 1 | | | |
| **Totals** | | | 23-40 | 9-16 | 13-19 | 4 | 29 | 33 | 26 | 15 | 68 | 8 | 16 | 2 | 6 | 1 | 24 |

**Technical Fouls:**:NONE

Dead Ball Rebounds: 3, 2

**Shooting By Period**

| | | | | |
|---|---|---|---|---|
| 1st | FG% | 8-13 | 61.5% | |
| | 3PT% | 2-3 | 66.7% | |
| | FT% | 1-2 | 50% | |
| 2nd | FG% | 5-8 | 62.5% | |
| | 3PT% | 1-1 | 100.0% | |
| | FT% | 4-5 | 80% | |
| 3rd | FG% | 6-9 | 66.7% | |
| | 3PT% | 4-6 | 66.7% | |
| | FT% | 0-2 | 0% | |
| 4th | FG% | 4-10 | 40.0% | |
| | 3PT% | 2-6 | 33.3% | |
| | FT% | 8-10 | 80% | |
| GM FG% | | 23-40 | 57.5% | |
| GM 3PT% | | 9-16 | 56.3% | |
| GM FT% | | 13-19 | 68.4% | |

| | ETSU | UM |
|---|---|---|
| Biggest lead | 1 (1st 6:55) | 28 (3rd 1:28) |
| Best Scoring Run | 6 (4th 4:17) | 13 (3rd 1:28) |
| Lead Changes | 4 | |
| Times Tied | 2 | |
| Time with Lead | 01:18 | 35:42 |

| Points from | ETSU | UM |
|---|---|---|
| Turnovers | 9 | 10 |
| Paint | 6 | 22 |
| Second Chance | 7 | 7 |
| Fast Breaks | 1 | 6 |
| Bench | 16 | 41 |

| | 1st | 2nd | 3rd | 4th | TOT |
|---|---|---|---|---|---|
| ETSU | 12 | 9 | 6 | 17 | 44 |
| UM | 19 | 15 | 16 | 18 | 68 |

## GAME SIX

### Miami at #21 Mississippi State

Nov. 29, 2022 || Starkville, Miss.

**Miami (FL) - 74** — Record: 5-0

| NO. | Name | Min | FG M-A | 3P M-A | FT M-A | Rebounds OR | DR | TOT | Fouls PF | FS | TP | AS | TO | ST | Blocks BS | BA | +/- |
|---|---|---|---|---|---|---|---|---|---|---|---|---|---|---|---|---|---|
| 44 | Kyla Oldacre C | 12:36 | 2-3 | 0-0 | 0-0 | 2 | 1 | 3 | 1 | 1 | 4 | 0 | 4 | 1 | 1 | 0 | 12 |
| 4 | Jasmyne Roberts G | 33:06 | 6-11 | 3-4 | 0-2 | 2 | 7 | 9 | 0 | 3 | 15 | 1 | 7 | 1 | 0 | 0 | 0 |
| 5 | Jaida Patrick G | 10:34 | 1-2 | 1-2 | 0-0 | 0 | 0 | 0 | 0 | 0 | 3 | 2 | 2 | 1 | 0 | 0 | -11 |
| 12 | Ja'Leah Williams G | 22:31 | 1-6 | 0-2 | 0-0 | 2 | 4 | 6 | 1 | 0 | 2 | 2 | 1 | 0 | 0 | 1 | -6 |
| 13 | Lashae Dwyer G | 24:46 | 2-6 | 2-5 | 1-2 | 0 | 2 | 2 | 1 | 1 | 5 | 3 | 2 | 0 | 0 | 1 | -4 |
| 30 | Shayeann Day-Wilson | 22:55 | 5-11 | 2-5 | 2-2 | 1 | 3 | 4 | 3 | 2 | 16 | 6 | 3 | 1 | 0 | 0 | 16 |
| 32 | Lazaria Spearman | 25:15 | 5-8 | 0-0 | 1-4 | 7 | 8 | 15 | 3 | 4 | 11 | 0 | 0 | 0 | 0 | 0 | 12 |
| 1 | Lemyah Hylton | 26:56 | 6-10 | 3-6 | 1-1 | 0 | 0 | 0 | 2 | 1 | 16 | 2 | 1 | 0 | 0 | 0 | 14 |
| 35 | Latasha Lattimore | 19:27 | 3-3 | 1-1 | 1-2 | 2 | 4 | 6 | 1 | 2 | 8 | 0 | 0 | 0 | 0 | 0 | 16 |
| 21 | Ally Stadman | 02:42 | 0-1 | 0-0 | 0-0 | 0 | 0 | 0 | 0 | 0 | 0 | 0 | 0 | 0 | 0 | 0 | 5 |
| Team | | | | | | 2 | 2 | 4 | | | | 1 | 6 | 2 | | | |
| **Totals** | | | 29-61 | 11-22 | 5-13 | 18 | 31 | 49 | 12 | 13 | 74 | 17 | 19 | 3 | 1 | 3 | 6 |

**Technical Fouls:**:NONE

Dead Ball Rebounds: 4, 0

**Shooting By Period**

| | | | | |
|---|---|---|---|---|
| 1st | FG% | 8-19 | 42.1% | |
| | 3PT% | 2-7 | 28.6% | |
| | FT% | 0-0 | 0% | |
| 2nd | FG% | 7-15 | 46.7% | |
| | 3PT% | 2-4 | 50.0% | |
| | FT% | 0-4 | 0% | |
| 3rd | FG% | 6-11 | 54.5% | |
| | 3PT% | 3-6 | 50.0% | |
| | FT% | 1-2 | 50% | |
| 4th | FG% | 8-16 | 50.0% | |
| | 3PT% | 4-5 | 80.0% | |
| | FT% | 4-7 | 57.1% | |
| GM FG% | | 29-61 | 47.5% | |
| GM 3PT% | | 11-22 | 50.0% | |
| GM FT% | | 5-13 | 38.5% | |

**Mississippi St. - 68** — Record: 5-1

| NO. | Name | Min | FG M-A | 3P M-A | FT M-A | Rebounds OR | DR | TOT | Fouls PF | FS | TP | AS | TO | ST | Blocks BS | BA | +/- |
|---|---|---|---|---|---|---|---|---|---|---|---|---|---|---|---|---|---|
| 1 | Nyayongah Gony F | 38:47 | 2-9 | 1-4 | 2-2 | 3 | 7 | 10 | 1 | 2 | 7 | 1 | 2 | 2 | 3 | 0 | -4 |
| 0 | Darriona Rogers G | 31:06 | 4-7 | 3-6 | 0-0 | 0 | 2 | 2 | 2 | 0 | 11 | 2 | 1 | 0 | 0 | 0 | -1 |
| 2 | Jerkaila Jordan G | 27:47 | 3-11 | 1-3 | 2-4 | 0 | 0 | 0 | 5 | 3 | 9 | 3 | 3 | 1 | 0 | 0 | 0 |
| 3 | Lauren Park-Lane G | 39:22 | 8-15 | 2-6 | 2-2 | 1 | 1 | 2 | 1 | 4 | 20 | 10 | 2 | 0 | 0 | 1 | -6 |
| 21 | Debreasha Powe G | 37:39 | 4-9 | 4-9 | 0-0 | 0 | 1 | 1 | 2 | 1 | 12 | 1 | 0 | 2 | 0 | 0 | 7 |
| 14 | Miracle Sheppard | 21:15 | 3-6 | 1-1 | 2-2 | 1 | 1 | 2 | 0 | 2 | 9 | 3 | 1 | 3 | 0 | 0 | -10 |
| 22 | Jasmine Brown-Hagger | 04:04 | 0-1 | 0-1 | 0-0 | 0 | 0 | 0 | 0 | 0 | 0 | 0 | 1 | 0 | 1 | 0 | -2 |
| Team | | | | | | 1 | 0 | 5 | 6 | | | 1 | | 1 | | | |
| **Totals** | | | 24-58 | 12-30 | 8-10 | 5 | 18 | 23 | 13 | 12 | 68 | 21 | 10 | 9 | 3 | 1 | -6 |

**Technical Fouls:**:NONE

Dead Ball Rebounds: 0, 0

**Shooting By Period**

| | | | | |
|---|---|---|---|---|
| 1st | FG% | 6-16 | 37.5% | |
| | 3PT% | 4-5 | 80.0% | |
| | FT% | 4-4 | 100% | |
| 2nd | FG% | 7-14 | 50.0% | |
| | 3PT% | 3-8 | 37.5% | |
| | FT% | 0-0 | 0% | |
| 3rd | FG% | 5-14 | 35.7% | |
| | 3PT% | 1-5 | 20.0% | |
| | FT% | 2-2 | 100% | |
| 4th | FG% | 6-14 | 42.9% | |
| | 3PT% | 4-12 | 33.3% | |
| | FT% | 2-4 | 50% | |
| GM FG% | | 24-58 | 41.4% | |
| GM 3PT% | | 12-30 | 40.0% | |
| GM FT% | | 8-10 | 80.0% | |

| | UM | MSU |
|---|---|---|
| Biggest lead | 8 (4th 0:17) | 8 (1st 8:35) |
| Best Scoring Run | 8 (2nd 7:38) | 8 (1st 7:41) |
| Lead Changes | 11 | |
| Times Tied | 5 | |
| Time with Lead | 15:45 | 19:51 |

| Points from | UM | MSU |
|---|---|---|
| Turnovers | 7 | 21 |
| Paint | 32 | 22 |
| Second Chance | 15 | 5 |
| Fast Breaks | 9 | 18 |
| Bench | 45 | 9 |

| | 1st | 2nd | 3rd | 4th | TOT |
|---|---|---|---|---|---|
| UM | 16 | 16 | 16 | 24 | 74 |
| MSU | 26 | 17 | 13 | 18 | 68 |

## GAME SEVEN

### Miami vs. NJIT

Dec. 3, 2023 || Coral Gables, Fla.

**NJIT - 43** — Record: 5-4

| NO. | Name | Min | FG M-A | 3P M-A | FT M-A | Rebounds OR | DR | TOT | Fouls PF | FS | TP | AS | TO | ST | Blocks BS | BA | +/- |
|---|---|---|---|---|---|---|---|---|---|---|---|---|---|---|---|---|---|
| 21 | Trinity Williams F | 29:44 | 1-9 | 0-1 | 2-4 | 2 | 2 | 4 | 3 | 4 | 4 | 5 | 1 | 0 | 2 | 1 | -23 |
| 4 | Kenna Squier G | 36:29 | 6-10 | 0-3 | 0-0 | 3 | 0 | 3 | 1 | 2 | 12 | 1 | 2 | 0 | 1 | 0 | -28 |
| 11 | Aria Myers G | 26:07 | 1-11 | 1-3 | 0-0 | 0 | 2 | 2 | 1 | 0 | 3 | 0 | 2 | 0 | 1 | 1 | -23 |
| 15 | Madilyn Dogs G | 18:25 | 1-1 | 0-0 | 2-4 | 0 | 4 | 4 | 1 | 2 | 4 | 2 | 2 | 1 | 0 | 0 | -16 |
| 34 | Alejandra Zuniga G | 33:46 | 6-14 | 1-5 | 2-2 | 3 | 1 | 4 | 1 | 7 | 15 | 0 | 2 | 0 | 2 | 0 | -30 |
| 23 | Mackenzia Wright-Rawls | 06:38 | 0-0 | 0-0 | 0-0 | 0 | 0 | 0 | 1 | 0 | 0 | 1 | 0 | 0 | 0 | 0 | -10 |
| 22 | Reese Vaughan | 14:21 | 0-1 | 0-0 | 0-0 | 0 | 0 | 0 | 1 | 2 | 2 | 1 | 2 | 0 | 0 | 0 | -22 |
| 32 | Lilly Anderson | 11:16 | 0-1 | 0-0 | 1-2 | 2 | 1 | 3 | 0 | 1 | 1 | 1 | 2 | 0 | 0 | 0 | -13 |
| 25 | Avery O'Rake | 03:16 | 0-1 | 0-0 | 0-0 | 0 | 0 | 0 | 0 | 0 | 0 | 0 | 0 | 0 | 0 | 0 | -5 |
| 5 | Audrey Kormann | 04:57 | 1-3 | 0-0 | 0-2 | 0 | 2 | 2 | 4 | 1 | 2 | 0 | 1 | 0 | 0 | 1 | -14 |
| 13 | Kiana Brereton | 05:44 | 0-0 | 0-0 | 0-0 | 0 | 1 | 1 | 0 | 1 | 0 | 0 | 0 | 0 | 1 | 0 | -10 |
| 10 | Marissa Gingrich | 07:54 | 0-1 | 0-1 | 0-0 | 0 | 0 | 0 | 1 | 0 | 0 | 0 | 0 | 0 | 0 | 0 | -15 |
| 55 | Angelina Banas | 01:29 | 0-0 | 0-0 | 0-0 | 0 | 0 | 0 | 0 | 0 | 0 | 0 | 0 | 0 | 0 | 0 | -4 |
| Team | | | | | | 2 | 1 | 3 | | | | | 0 | 1 | | | |
| **Totals** | | | 17-54 | 2-13 | 7-14 | 12 | 14 | 26 | 14 | 20 | 43 | 11 | 16 | 4 | 3 | 7 | -44 |

**Technical Fouls:**:NONE

Dead Ball Rebounds: 3, 0

**Shooting By Period**

| | | | | |
|---|---|---|---|---|
| 1st | FG% | 5-18 | 27.8% | |
| | 3PT% | 0-5 | 0% | |
| | FT% | 2-2 | 100% | |
| 2nd | FG% | 3-10 | 30.0% | |
| | 3PT% | 1-1 | 100.0% | |
| | FT% | 3-6 | 50% | |
| 3rd | FG% | 7-16 | 43.8% | |
| | 3PT% | 1-4 | 25.0% | |
| | FT% | 2-4 | 50% | |
| 4th | FG% | 2-10 | 20.0% | |
| | 3PT% | 0-3 | 0% | |
| | FT% | 0-2 | 0% | |
| GM FG% | | 17-54 | 31.5% | |
| GM 3PT% | | 2-13 | 15.4% | |
| GM FT% | | 7-14 | 50.0% | |

**Miami (FL) - 87** — Record: 7-0

| NO. | Name | Min | FG M-A | 3P M-A | FT M-A | Rebounds OR | DR | TOT | Fouls PF | FS | TP | AS | TO | ST | Blocks BS | BA | +/- |
|---|---|---|---|---|---|---|---|---|---|---|---|---|---|---|---|---|---|
| 44 | Kyla Oldacre C | 17:31 | 4-6 | 0-0 | 1-1 | 2 | 3 | 5 | 3 | 2 | 9 | 1 | 2 | 1 | 1 | 1 | 14 |
| 4 | Jasmyne Roberts G | 23:20 | 4-7 | 0-0 | 2-2 | 0 | 7 | 7 | 1 | 3 | 12 | 1 | 2 | 0 | 0 | 0 | 23 |
| 5 | Jaida Patrick G | 26:58 | 5-9 | 2-3 | 0-0 | 0 | 5 | 5 | 2 | 0 | 12 | 3 | 1 | 3 | 1 | 0 | 31 |
| 13 | Lashae Dwyer G | 26:18 | 5-10 | 0-3 | 0-0 | 1 | 3 | 4 | 2 | 0 | 10 | 2 | 2 | 0 | 1 | 0 | 27 |
| 30 | Shayeann Day-Wilson G | 27:10 | 3-4 | 2-2 | 4-4 | 0 | 7 | 7 | 2 | 1 | 10 | 6 | 1 | 1 | 0 | 0 | 23 |
| 32 | Lazaria Spearman | 19:49 | 3-4 | 0-0 | 2-4 | 1 | 3 | 4 | 2 | 5 | 8 | 2 | 1 | 0 | 0 | 1 | 26 |
| 1 | Lemyah Hylton | 21:31 | 4-7 | 2-3 | 1-3 | 0 | 1 | 1 | 3 | 1 | 11 | 0 | 0 | 2 | 0 | 1 | 19 |
| 35 | Latasha Lattimore | 16:17 | 4-7 | 0-1 | 2-2 | 3 | 1 | 4 | 0 | 1 | 10 | 1 | 2 | 0 | 2 | 0 | 23 |
| 21 | Ally Stadman | 21:07 | 2-5 | 1-3 | 0-2 | 0 | 0 | 0 | 3 | 1 | 5 | 1 | 1 | 0 | 2 | 0 | 29 |
| Team | | | | | | 1 | 6 | 5 | 11 | | | 1 | | 1 | | | |
| **Totals** | | | 34-59 | 7-15 | 12-18 | 13 | 29 | 42 | 20 | 14 | 87 | 18 | 12 | 10 | 7 | 3 | 44 |

**Technical Fouls:**:NONE

Dead Ball Rebounds: 4, 0

**Shooting By Period**

| | | | | |
|---|---|---|---|---|
| 1st | FG% | 11-16 | 68.8% | |
| | 3PT% | 3-5 | 60.0% | |
| | FT% | 2-3 | 66.7% | |
| 2nd | FG% | 10-19 | 52.6% | |
| | 3PT% | 1-3 | 33.3% | |
| | FT% | 2-2 | 100% | |
| 3rd | FG% | 5-12 | 41.7% | |
| | 3PT% | 2-6 | 33.3% | |
| | FT% | 4-7 | 57.1% | |
| 4th | FG% | 8-12 | 66.7% | |
| | 3PT% | 1-2 | 50.0% | |
| | FT% | 6-9 | 66.7% | |
| GM FG% | | 34-59 | 57.6% | |
| GM 3PT% | | 7-16 | 43.8% | |
| GM FT% | | 12-18 | 66.7% | |

| | NJIT | MIA |
|---|---|---|
| Biggest lead | 0 (1st 10:00) | 44 (4th 0:51) |
| Best Scoring Run | 5 (2nd 7:15) | 10 (4th 0:51) |
| Lead Changes | 0 | |
| Times Tied | 2 | |
| Time with Lead | 00:00 | 38:45 |

| Points from | NJIT | MIA |
|---|---|---|
| Turnovers | 10 | 24 |
| Paint | 22 | 44 |
| Second Chance | 9 | 17 |
| Fast Breaks | 2 | 12 |
| Bench | 8 | 34 |

| | 1st | 2nd | 3rd | 4th | TOT |
|---|---|---|---|---|---|
| NJIT | 12 | 16 | 17 | 4 | 43 |
| MIA | 25 | 23 | 16 | 23 | 87 |

## GAME EIGHT

### Miami vs. DePaul

Dec. 8, 2023 || Coral Gables, Fla.

**DePaul - 70** — Record: 5-5

| NO. | Name | Min | FG M-A | 3P M-A | FT M-A | Rebounds OR | DR | TOT | Fouls PF | FS | TP | AS | TO | ST | Blocks BS | BA | +/- |
|---|---|---|---|---|---|---|---|---|---|---|---|---|---|---|---|---|---|
| 33 | Jorie Allen F | 34:38 | 5-8 | 0-0 | 5-5 | 4 | 5 | 9 | 2 | 5 | 15 | 3 | 3 | 2 | 1 | 0 | 4 |
| 0 | Kaitlyn Gilbert G | 27:39 | 4-13 | 0-4 | 1-1 | 2 | 7 | 9 | 4 | 2 | 9 | 2 | 1 | 0 | 0 | 0 | -16 |
| 13 | Maeve McErlane G | 29:59 | 1-6 | 1-6 | 0-0 | 1 | 0 | 1 | 2 | 1 | 3 | 3 | 0 | 3 | 0 | 0 | 1 |
| 22 | Aniaya Peoples G | 35:41 | 6-21 | 0-3 | 6-7 | 4 | 4 | 8 | 5 | 5 | 18 | 3 | 4 | 0 | 1 | 2 | -1 |
| 23 | Michelle Sidor G | 30:36 | 5-9 | 4-6 | 2-2 | 1 | 4 | 5 | 1 | 1 | 16 | 0 | 0 | 1 | 0 | 0 | -1 |
| 5 | Brynn Maiskeweich | 05:15 | 0-1 | 0-1 | 0-0 | 2 | 1 | 3 | 0 | 0 | 0 | 0 | 0 | 0 | 0 | 0 | 1 |
| 25 | Kate Clarke | 28:32 | 3-7 | 1-5 | 0-0 | 1 | 2 | 3 | 2 | 0 | 7 | 1 | 1 | 2 | 0 | 0 | -3 |
| 12 | Jade Edwards | 07:36 | 1-1 | 0-0 | 0-0 | 0 | 1 | 1 | 0 | 2 | 2 | 0 | 1 | 1 | 0 | 0 | -7 |
| Team | | | | | | 0 | 0 | 0 | 1 | | | 1 | | | | | |
| **Totals** | | | 25-66 | 6-25 | 14-15 | 15 | 28 | 43 | 17 | 14 | 70 | 12 | 11 | 9 | 2 | 2 | -5 |

**Technical Fouls:**:NONE

Dead Ball Rebounds: 0, 0

**Shooting By Period**

| | | | | |
|---|---|---|---|---|
| 1st | FG% | 3-18 | 16.7% | |
| | 3PT% | 1-12 | 8.3% | |
| | FT% | 1-1 | 100% | |
| 2nd | FG% | 6-17 | 35.3% | |
| | 3PT% | 0-4 | 0.0% | |
| | FT% | 5-5 | 100% | |
| 3rd | FG% | 6-14 | 42.9% | |
| | 3PT% | 1-2 | 50.0% | |
| | FT% | 4-5 | 80% | |
| 4th | FG% | 10-17 | 58.8% | |
| | 3PT% | 4-7 | 57.1% | |
| | FT% | 4-4 | 100% | |
| GM FG% | | 25-66 | 37.9% | |
| GM 3PT% | | 6-25 | 24.0% | |
| GM FT% | | 14-15 | 93.3% | |

**Miami (FL) - 75** — Record: 8-0

| NO. | Name | Min | FG M-A | 3P M-A | FT M-A | Rebounds OR | DR | TOT | Fouls PF | FS | TP | AS | TO | ST | Blocks BS | BA | +/- |
|---|---|---|---|---|---|---|---|---|---|---|---|---|---|---|---|---|---|
| 44 | Kyla Oldacre C | 18:01 | 5-6 | 0-0 | 0-4 | 3 | 4 | 7 | 3 | 3 | 10 | 1 | 0 | 0 | 0 | 0 | 0 |
| 4 | Jasmyne Roberts G | 33:10 | 6-12 | 1-2 | 3-5 | 2 | 5 | 7 | 2 | 3 | 16 | 1 | 2 | 3 | 0 | 0 | 1 |
| 5 | Jaida Patrick G | 30:24 | 6-11 | 2-5 | 1-2 | 2 | 3 | 5 | 3 | 1 | 15 | 2 | 2 | 1 | 0 | 0 | -5 |
| 13 | Lashae Dwyer G | 14:55 | 2-7 | 1-2 | 1-2 | 1 | 3 | 4 | 1 | 2 | 6 | 2 | 0 | 1 | 0 | 1 | 12 |
| 30 | Shayeann Day-Wilson G | 25:22 | 4-11 | 1-6 | 3-5 | 1 | 4 | 5 | 2 | 4 | 12 | 2 | 2 | 0 | 0 | 0 | 9 |
| 1 | Lemyah Hylton | 27:39 | 4-11 | 3-7 | 0-0 | 1 | 0 | 1 | 0 | 2 | 11 | 2 | 2 | 0 | 1 | 0 | 16 |
| 32 | Lazaria Spearman | 12:43 | 0-3 | 0-0 | 1-2 | 2 | 3 | 5 | 1 | 1 | 1 | 0 | 1 | 0 | 1 | 1 | -2 |
| 12 | Ja'Leah Williams | 14:40 | 0-1 | 0-0 | 2-2 | 1 | 0 | 1 | 2 | 1 | 2 | 2 | 2 | 0 | 0 | 0 | -3 |
| 35 | Latasha Lattimore | 09:47 | 1-2 | 0-1 | 0-0 | 0 | 2 | 2 | 0 | 0 | 2 | 0 | 0 | 0 | 0 | 0 | 3 |
| 21 | Ally Stadman | 03:16 | 0-1 | 0-1 | 0-0 | 0 | 0 | 0 | 0 | 0 | 0 | 0 | 0 | 0 | 1 | 0 | -5 |
| Team | | | | | | 1 | 2 | 3 | 5 | | | 0 | | | | | |
| **Totals** | | | 28-65 | 8-25 | 11-22 | 15 | 27 | 42 | 14 | 17 | 75 | 12 | 9 | 5 | 2 | 2 | 5 |

**Technical Fouls:**:NONE

Dead Ball Rebounds: 5, 0

**Shooting By Period**

| | | | | |
|---|---|---|---|---|
| 1st | FG% | 6-18 | 33.3% | |
| | 3PT% | 2-7 | 28.6% | |
| | FT% | 2-2 | 100% | |
| 2nd | FG% | 7-15 | 46.7% | |
| | 3PT% | 4-7 | 57.1% | |
| | FT% | 0-1 | 0% | |
| 3rd | FG% | 5-16 | 37.5% | |
| | 3PT% | 1-6 | 16.7% | |
| | FT% | 2-4 | 50% | |
| 4th | FG% | 8-16 | 50.0% | |
| | 3PT% | 1-5 | 20.0% | |
| | FT% | 7-15 | 46.7% | |
| GM FG% | | 28-65 | 43.1% | |
| GM 3PT% | | 8-25 | 32.0% | |
| GM FT% | | 11-22 | 50.0% | |

| | DEP | MIA |
|---|---|---|
| Biggest lead | 2 (1st 6:54) | 19 (2nd 1:51) |
| Best Scoring Run | 13 (3rd 9:02) | 10 (4th 9:23) |
| Lead Changes | 3 | |
| Times Tied | 1 | |
| Time with Lead | 00:41 | 37:24 |

| Points from | DEP | MIA |
|---|---|---|
| Turnovers | 10 | 11 |
| Paint | 36 | 34 |
| Second Chance | 15 | 10 |
| Fast Breaks | 4 | 12 |
| Bench | 9 | 16 |

| | 1st | 2nd | 3rd | 4th | TOT |
|---|---|---|---|---|---|
| DEP | 8 | 17 | 17 | 28 | 70 |
| MIA | 16 | 20 | 15 | 24 | 75 |

# BOX SCORES

## GAME NINE

### Miami vs. #10/13 Baylor

Dec. 16, 2023 || San Antonio, Texas

**Miami (FL) - 57** — Record: 8-1

| NO. | Name | | Min | FG M-A | 3P M-A | FT M-A | Rebounds OR | DR | TOT | Fouls PF | FO | TP | AS | TO | ST | Blocks BS | BA | +/- |
|---|---|---|---|---|---|---|---|---|---|---|---|---|---|---|---|---|---|---|
| 44 | Kyla Oldacre | C | 30:04 | 4-8 | 0-0 | 3-4 | 2 | 4 | 6 | 2 | 3 | 11 | 0 | 1 | 1 | 3 | 0 | 1 |
| 4 | Jasmyne Roberts | G | 28:57 | 2-9 | 0-3 | 1-2 | 1 | 2 | 3 | 2 | 1 | 5 | 0 | 1 | 1 | 1 | 1 | -18 |
| 5 | Jaida Patrick | G | 22:05 | 2-7 | 0-1 | 0-0 | 0 | 2 | 2 | 2 | 0 | 4 | 0 | 1 | 0 | 0 | 0 | -15 |
| 13 | Lashae Dwyer | G | 17:40 | 3-5 | 0-0 | 0-0 | 0 | 1 | 1 | 2 | 2 | 6 | 3 | 1 | 1 | 0 | 0 | -12 |
| 30 | Shayeann Day-Wilson | G | 31:53 | 4-8 | 0-1 | 4-4 | 1 | 6 | 7 | 4 | 2 | 12 | 2 | 3 | 1 | 0 | 0 | -3 |
| 12 | Ja'Leah Williams | | 28:07 | 2-9 | 0-2 | 2-2 | 4 | 2 | 6 | 0 | 2 | 6 | 3 | 2 | 1 | 0 | 1 | -14 |
| 32 | Lazaria Spearman | | 04:29 | 1-3 | 0-0 | 0-1 | 0 | 2 | 2 | 3 | 2 | 2 | 0 | 1 | 0 | 0 | 0 | -5 |
| 1 | Lemyah Hylton | | 16:23 | 0-3 | 0-3 | 0-0 | 1 | 0 | 1 | 1 | 3 | 0 | 0 | 3 | 1 | 0 | 0 | -5 |
| 35 | Latasha Lattimore | | 05:27 | 0-4 | 0-0 | 0-0 | 1 | 0 | 1 | 1 | 0 | 0 | 0 | 0 | 0 | 0 | 0 | -3 |
| 21 | Ally Stedman | | 18:55 | 4-7 | 3-6 | 0-0 | 1 | 1 | 2 | 2 | 0 | 11 | 0 | 1 | 1 | 0 | 0 | -5 |
| | Team | | | | | | 3 | 3 | 6 | | | | 0 | | 1 | | | |
| | **Totals** | | | 22-63 | 3-16 | 10-13 | 14 | 23 | 37 | 18 | 15 | 57 | 8 | 15 | 7 | 4 | 2 | -18 |

| Shooting By Period | | |
|---|---|---|
| 1st | FG% | 8-17 47.1% |
| | 3PT% | 0-2 0.0% |
| | FT% | 0-1 0% |
| 2nd | FG% | 5-12 41.7% |
| | 3PT% | 2-5 40.0% |
| | FT% | 5-6 83.3% |
| 3rd | FG% | 5-12 41.7% |
| | 3PT% | 1-3 33.3% |
| | FT% | 2-2 100% |
| 4th | FG% | 4-22 18.2% |
| | 3PT% | 0-6 0.0% |
| | FT% | 3-4 75% |
| GM FG% | | 22-63 34.9% |
| 3PT% | | 3-16 18.8% |
| FT% | | 10-13 76.9% |

Dead Ball Rebounds: 1, 0

**Technical Fouls:** NONE

**Baylor - 75** — Record: 9-0

| NO. | Name | | Min | FG M-A | 3P M-A | FT M-A | Rebounds OR | DR | TOT | Fouls PF | FO | TP | AS | TO | ST | Blocks BS | BA | +/- |
|---|---|---|---|---|---|---|---|---|---|---|---|---|---|---|---|---|---|---|
| 5 | Darianna Littlepage-Buggs | F | 28:21 | 3-10 | 0-0 | 0-0 | 5 | 8 | 13 | 0 | 1 | 6 | 2 | 0 | 1 | 2 | 2 | 15 |
| 22 | Bella Fontleroy | F | 30:46 | 5-9 | 2-5 | 1-2 | 1 | 4 | 5 | 2 | 2 | 13 | 0 | 1 | 0 | 0 | 0 | 16 |
| 44 | Dre'una Edwards | F | 23:18 | 4-9 | 2-4 | 0-0 | 1 | 6 | 7 | 3 | 0 | 10 | 2 | 3 | 1 | 0 | 0 | 17 |
| 11 | Jada Walker | G | 30:39 | 5-6 | 0-0 | 4-4 | 0 | 1 | 1 | 2 | 2 | 7 | 14 | 2 | 5 | 0 | 0 | 1 |
| 24 | Sarah Andrews | | 32:05 | 5-14 | 4-7 | 4-5 | 2 | 1 | 3 | 0 | 6 | 18 | 2 | 1 | 1 | 0 | 1 | 16 |
| 2 | Yaya Felder | | 21:15 | 5-8 | 2-4 | 0-0 | 0 | 3 | 3 | 3 | 0 | 12 | 5 | 3 | 0 | 0 | 0 | 4 |
| 3 | Madison Bartley | | 04:25 | 0-0 | 0-0 | 0-0 | 0 | 0 | 0 | 1 | 1 | 0 | 0 | 0 | 0 | 0 | 0 | 4 |
| 33 | Aijha Blackwell | | 11:59 | 1-4 | 0-0 | 0-0 | 1 | 2 | 3 | 3 | 1 | 2 | 0 | 0 | 1 | 0 | 0 | -4 |
| 1 | Donae Fritz | | 05:15 | 0-0 | 0-0 | 0-0 | 0 | 0 | 0 | 0 | 0 | 0 | 0 | 0 | 0 | 0 | 0 | 4 |
| 4 | Jana Van Gytenbeek | | 05:57 | 0-1 | 0-0 | 0-0 | 0 | 0 | 0 | 0 | 0 | 0 | 0 | 0 | 0 | 0 | 0 | -7 |
| 25 | Lely Vasconcelos | | 06:15 | 0-0 | 0-0 | 0-0 | 0 | 2 | 2 | 1 | 0 | 0 | 1 | 0 | 0 | 0 | 0 | 4 |
| | Team | | | | | | 0 | 2 | 2 | | | | 0 | | 1 | | | |
| | **Totals** | | | 28-61 | 10-20 | 9-11 | 10 | 29 | 39 | 15 | 18 | 75 | 18 | 14 | 4 | 2 | 4 | 18 |

| Shooting By Period | | |
|---|---|---|
| 1st | FG% | 11-16 68.8% |
| | 3PT% | 1-3 33.3% |
| | FT% | 3-3 100% |
| 2nd | FG% | 9-19 47.4% |
| | 3PT% | 4-7 57.1% |
| | FT% | 2-3 66.7% |
| 3rd | FG% | 4-16 25.0% |
| | 3PT% | 2-5 40.0% |
| | FT% | 0-0 0% |
| 4th | FG% | 4-10 40.0% |
| | 3PT% | 3-5 60.0% |
| | FT% | 5-5 83.3% |
| GM FG% | | 28-61 45.9% |
| 3PT% | | 10-20 50.0% |
| FT% | | 9-11 81.8% |

Dead Ball Rebounds: 2, 0

| | Mia | Bay |
|---|---|---|
| Biggest lead | 2 (1st@:39) | 18 (2nd:1:24) |
| Best Scoring Run | 6 (3rd:2:19) | 13 (1st:1:30) |
| Lead Changes | 3 | |
| Times Tied | 3 | |
| Time with Lead | 01:34 | 37:26 |

| Points from | Mia | Bay |
|---|---|---|
| Turnovers | 7 | 13 |
| Paint | 32 | 34 |
| Second Chance | 2 | 8 |
| Fast Breaks | 6 | 6 |
| Bench | 19 | 14 |

| Period by Period Scoring | | | | | |
|---|---|---|---|---|---|
| | 1st | 2nd | 3rd | 4th | TOT |
| Mia | 16 | 17 | 13 | 11 | 57 |
| Bay | 25 | 24 | 10 | 16 | 75 |

## GAME TEN

### Miami vs. Jackson State

Dec. 20, 2023 || Coral Gables, Fla.

**Jackson St. - 52** — Record: 5-6

| NO. | Name | | Min | FG M-A | 3P M-A | FT M-A | Rebounds OR | DR | TOT | Fouls PF | FO | TP | AS | TO | ST | Blocks BS | BA | +/- |
|---|---|---|---|---|---|---|---|---|---|---|---|---|---|---|---|---|---|---|
| 2 | Miya Crump | F | 34:45 | 3-9 | 0-3 | 0-1 | 4 | 5 | 9 | 1 | 3 | 6 | 2 | 6 | 2 | 2 | 1 | -16 |
| 15 | Angel Jackson | C | 28:44 | 2-4 | 0-0 | 0-0 | 2 | 1 | 3 | 3 | 1 | 4 | 2 | 1 | 2 | 3 | 0 | -12 |
| 1 | Tiñan Bolar | G | 27:03 | 6-11 | 3-7 | 3-3 | 4 | 2 | 6 | 2 | 3 | 18 | 0 | 2 | 2 | 0 | 0 | -14 |
| 10 | Keshuna Luckett | G | 28:59 | 2-8 | 0-2 | 0-0 | 3 | 2 | 5 | 3 | 1 | 4 | 4 | 4 | 12 | 0 | 1 | -9 |
| 22 | Zakiya Mahoney | G | 27:16 | 2-6 | 0-1 | 0-0 | 1 | 0 | 1 | 1 | 3 | 4 | 0 | 2 | 1 | 0 | 0 | -3 |
| 21 | Daphana White | | 11:16 | 2-2 | 0-0 | 0-0 | 0 | 1 | 1 | 1 | 1 | 4 | 1 | 0 | 0 | 0 | 0 | 5 |
| 30 | Hayleigh Breland | | 18:31 | 3-7 | 1-3 | 2-2 | 0 | 1 | 1 | 2 | 2 | 9 | 3 | 3 | 1 | 1 | 0 | 12 |
| 11 | Madison Rochelle | | 09:55 | 1-2 | 1-2 | 0-0 | 0 | 2 | 2 | 0 | 2 | 3 | 0 | 1 | 0 | 0 | 0 | 6 |
| 23 | Ja'Leah Hickmon | | 04:05 | 0-0 | 0-0 | 0-0 | 0 | 0 | 0 | 3 | 3 | 0 | 0 | 0 | 0 | 0 | 0 | -3 |
| 0 | Taylor Woodhouse | | 03:25 | 0-0 | 0-0 | 0-0 | 0 | 0 | 0 | 0 | 0 | 0 | 0 | 0 | 0 | 0 | 0 | -5 |
| 24 | Andriana Avent | | 06:01 | 0-3 | 0-3 | 0-0 | 0 | 0 | 0 | 2 | 0 | 0 | 1 | 0 | 1 | 0 | 0 | -5 |
| | Team | | | | | | 2 | 5 | 7 | | | | 0 | | 1 | | | |
| | **Totals** | | | 21-52 | 5-21 | 5-6 | 16 | 22 | 38 | 16 | 16 | 52 | 13 | 28 | 7 | 6 | 3 | -7 |

| Shooting By Period | | |
|---|---|---|
| 1st | FG% | 6-11 54.5% |
| | 3PT% | 2-3 66.7% |
| | FT% | 0-2 0% |
| 2nd | FG% | 6-14 42.9% |
| | 3PT% | 1-7 14.3% |
| | FT% | 1-2 50% |
| 3rd | FG% | 5-13 38.5% |
| | 3PT% | 1-7 14.3% |
| | FT% | 2-2 100% |
| 4th | FG% | 4-14 28.6% |
| | 3PT% | 1-4 25.0% |
| | FT% | 2-2 100% |
| GM FG% | | 21-52 40.4% |
| 3PT% | | 5-21 23.8% |
| FT% | | 5-8 62.5% |

Dead Ball Rebounds: 1, 0

**Technical Fouls:** Coach 3rd TSB

**Miami (FL) - 59** — Record: 9-1

| NO. | Name | | Min | FG M-A | 3P M-A | FT M-A | Rebounds OR | DR | TOT | Fouls PF | FO | TP | AS | TO | ST | Blocks BS | BA | +/- |
|---|---|---|---|---|---|---|---|---|---|---|---|---|---|---|---|---|---|---|
| 44 | Kyla Oldacre | C | 15:11 | 1-5 | 0-0 | 2-2 | 2 | 2 | 4 | 2 | 1 | 4 | 0 | 1 | 2 | 1 | 1 | 5 |
| 4 | Jasmyne Roberts | G | 26:25 | 3-11 | 2-4 | 2-2 | 3 | 2 | 5 | 3 | 0 | 10 | 1 | 2 | 2 | 0 | 2 | 19 |
| 5 | Jaida Patrick | G | 35:21 | 5-9 | 2-3 | 3-4 | 0 | 2 | 2 | 2 | 3 | 15 | 2 | 2 | 5 | 0 | 1 | 5 |
| 13 | Lashae Dwyer | G | 30:18 | 1-10 | 1-3 | 1-2 | 4 | 1 | 5 | 2 | 2 | 4 | 3 | 2 | 1 | 0 | 1 | 5 |
| 30 | Shayeann Day-Wilson | G | 14:10 | 0-3 | 0-1 | 0-0 | 0 | 1 | 1 | 1 | 1 | 0 | 0 | 1 | 1 | 0 | 0 | 0 |
| 12 | Ja'Leah Williams | | 30:23 | 6-10 | 0-0 | 0-0 | 1 | 1 | 2 | 0 | 5 | 12 | 4 | 2 | 2 | 0 | 0 | 9 |
| 32 | Lazaria Spearman | | 19:26 | 4-8 | 0-0 | 1-2 | 3 | 3 | 6 | 2 | 1 | 9 | 1 | 3 | 1 | 0 | 1 | 0 |
| 21 | Ally Stedman | | 08:36 | 1-5 | 0-3 | 1-2 | 0 | 1 | 1 | 2 | 1 | 3 | 0 | 0 | 0 | 0 | 0 | 1 |
| 35 | Latasha Lattimore | | 07:47 | 0-1 | 0-0 | 2-2 | 1 | 0 | 1 | 2 | 1 | 2 | 0 | 2 | 1 | 1 | 0 | 5 |
| 1 | Lemyah Hylton | | 12:13 | 0-1 | 0-0 | 0-0 | 1 | 0 | 1 | 0 | 0 | 0 | 0 | 0 | 0 | 0 | 0 | 2 |
| | Team | | | | | | 6 | 3 | 9 | | | | 0 | | 2 | | | |
| | **Totals** | | | 21-63 | 5-14 | 12-16 | 20 | 17 | 37 | 16 | 15 | 59 | 11 | 18 | 19 | 3 | 6 | 7 |

| Shooting By Period | | |
|---|---|---|
| 1st | FG% | 5-17 29.4% |
| | 3PT% | 3-4 75.0% |
| | FT% | 4-6 66.7% |
| 2nd | FG% | 4-14 28.6% |
| | 3PT% | 1-4 25.0% |
| | FT% | 2-2 100% |
| 3rd | FG% | 6-13 46.2% |
| | 3PT% | 0-4 0.0% |
| | FT% | 4-4 100% |
| 4th | FG% | 6-19 31.6% |
| | 3PT% | 1-2 50.0% |
| | FT% | 2-4 50% |
| GM FG% | | 21-63 33.3% |
| 3PT% | | 5-14 35.7% |
| FT% | | 12-16 75.0% |

Dead Ball Rebounds: 4, 0

**Technical Fouls:** NONE

| | JSU | MIA |
|---|---|---|
| Biggest lead | 3 (2nd:1:33) | 9 (4th:0:34) |
| Best Scoring Run | 8 (1st:2:46) | 9 (3rd:8:51) |
| Lead Changes | 4 | |
| Times Tied | 4 | |
| Time with Lead | 02:59 | 32:20 |

| Points from | JSU | MIA |
|---|---|---|
| Turnovers | 17 | 27 |
| Paint | 26 | 28 |
| Second Chance | 17 | 15 |
| Fast Breaks | 2 | 15 |
| Bench | 16 | 26 |

| Period by Period Scoring | | | | | |
|---|---|---|---|---|---|
| | 1st | 2nd | 3rd | 4th | TOT |
| JSU | 14 | 14 | 13 | 11 | 52 |
| MIA | 17 | 11 | 16 | 15 | 59 |

## GAME ELEVEN

### Miami vs. Alabama State

Dec. 28, 2023 || Coral Gables, Fla.

**Alabama St. - 36** — Record: 0-11

| NO. | Name | | Min | FG M-A | 3P M-A | FT M-A | Rebounds OR | DR | TOT | Fouls PF | FO | TP | AS | TO | ST | Blocks BS | BA | +/- |
|---|---|---|---|---|---|---|---|---|---|---|---|---|---|---|---|---|---|---|
| 2 | Ryin Tillis | F | 19:04 | 0-3 | 0-1 | 0-0 | 3 | 1 | 4 | 4 | 0 | 0 | 2 | 3 | 1 | 0 | 0 | -18 |
| 30 | Aneja Hall | C | 26:36 | 6-9 | 0-1 | 0-0 | 0 | 1 | 1 | 4 | 2 | 12 | 1 | 1 | 0 | 2 | 0 | -27 |
| 4 | DaKiyah Sanders | G | 34:51 | 3-7 | 2-3 | 0-0 | 0 | 2 | 2 | 1 | 1 | 8 | 4 | 5 | 2 | 0 | 2 | -34 |
| 23 | Che'Mya Carruthers | G | 11:07 | 0-2 | 0-1 | 0-0 | 0 | 0 | 0 | 1 | 0 | 0 | 0 | 3 | 0 | 0 | 0 | -15 |
| 24 | Whitney Dunn | G | 28:30 | 1-8 | 1-5 | 2-2 | 0 | 1 | 1 | 1 | 4 | 5 | 2 | 3 | 3 | 0 | 1 | -23 |
| 42 | Camariyana Tavares | | 09:57 | 0-1 | 0-0 | 0-0 | 0 | 1 | 1 | 3 | 0 | 0 | 0 | 3 | 0 | 1 | 0 | -13 |
| 12 | Kristian Jackson | | 06:38 | 0-2 | 0-1 | 0-0 | 0 | 0 | 0 | 2 | 0 | 0 | 0 | 0 | 0 | 0 | 0 | -15 |
| 15 | Ashley Gray | | 10:41 | 0-2 | 0-1 | 0-0 | 1 | 0 | 1 | 0 | 0 | 0 | 0 | 1 | 0 | 1 | 0 | -13 |
| 7 | Summar Hicks | | 05:14 | 0-0 | 0-0 | 0-0 | 0 | 1 | 1 | 0 | 0 | 0 | 0 | 0 | 0 | 0 | 0 | 4 |
| 5 | Solangeki Akridge | | 21:45 | 2-4 | 2-3 | 0-0 | 0 | 0 | 0 | 0 | 1 | 6 | 1 | 1 | 1 | 0 | 0 | -31 |
| 11 | Justina Graham | | 12:59 | 0-2 | 0-0 | 3-4 | 0 | 0 | 0 | 2 | 2 | 3 | 0 | 0 | 0 | 0 | 0 | -12 |
| 13 | Ariana Simmons | | 02:38 | 0-0 | 0-0 | 0-0 | 0 | 0 | 0 | 0 | 0 | 0 | 0 | 0 | 0 | 0 | 0 | -5 |
| 3 | April Hooks | | 05:55 | 0-5 | 0-3 | 0-0 | 0 | 0 | 0 | 0 | 0 | 0 | 0 | 1 | 0 | 0 | 1 | -10 |
| 0 | Alyssa Green-White | | 03:55 | 1-3 | 0-0 | 0-0 | 0 | 0 | 0 | 0 | 0 | 2 | 0 | 0 | 0 | 0 | 0 | -2 |
| | Team | | | | | | 3 | 1 | 4 | | | | 0 | | 2 | | | |
| | **Totals** | | | 13-48 | 5-19 | 5-6 | 7 | 7 | 14 | 19 | 10 | 36 | 11 | 25 | 7 | 3 | 5 | -45 |

| Shooting By Period | | |
|---|---|---|
| 1st | FG% | 5-11 45.5% |
| | 3PT% | 4-7 57.1% |
| | FT% | 0-0 0% |
| 2nd | FG% | 3-9 33.3% |
| | 3PT% | 1-3 33.3% |
| | FT% | 2-2 100% |
| 3rd | FG% | 2-16 12.5% |
| | 3PT% | 0-6 0.0% |
| | FT% | 0-0 0% |
| 4th | FG% | 3-12 25.0% |
| | 3PT% | 0-6 0.0% |
| | FT% | 3-4 75% |
| GM FG% | | 13-48 27.1% |
| 3PT% | | 5-19 26.3% |
| FT% | | 5-6 83.3% |

Dead Ball Rebounds: 1, 0

**Technical Fouls:** NONE

**Miami (FL) - 81** — Record: 10-1

| NO. | Name | | Min | FG M-A | 3P M-A | FT M-A | Rebounds OR | DR | TOT | Fouls PF | FO | TP | AS | TO | ST | Blocks BS | BA | +/- |
|---|---|---|---|---|---|---|---|---|---|---|---|---|---|---|---|---|---|---|
| 44 | Kyla Oldacre | C | 19:34 | 3-4 | 0-0 | 0-0 | 1 | 3 | 4 | 3 | 0 | 6 | 2 | 1 | 0 | 0 | 2 | 17 |
| 4 | Jasmyne Roberts | G | 21:41 | 3-7 | 1-3 | 2-2 | 1 | 7 | 8 | 0 | 4 | 9 | 2 | 1 | 3 | 0 | 0 | 29 |
| 5 | Jaida Patrick | G | 24:24 | 0-1 | 0-1 | 1-2 | 0 | 2 | 2 | 2 | 3 | 1 | 0 | 1 | 2 | 1 | 0 | 23 |
| 13 | Lashae Dwyer | G | 20:54 | 6-8 | 1-2 | 0-0 | 3 | 0 | 3 | 2 | 1 | 13 | 2 | 1 | 3 | 1 | 1 | 28 |
| 30 | Shayeann Day-Wilson | G | 21:46 | 2-5 | 0-1 | 0-0 | 0 | 5 | 5 | 2 | 0 | 4 | 4 | 3 | 0 | 1 | 0 | 29 |
| 32 | Lazaria Spearman | | 21:25 | 6-10 | 0-0 | 2-4 | 6 | 4 | 10 | 2 | 2 | 14 | 0 | 2 | 2 | 1 | 1 | 19 |
| 12 | Ja'Leah Williams | | 24:08 | 6-7 | 1-1 | 1-2 | 0 | 3 | 3 | 3 | 1 | 14 | 3 | 5 | 1 | 0 | 0 | 31 |
| 1 | Lemyah Hylton | | 16:32 | 1-3 | 0-2 | 0-0 | 2 | 3 | 5 | 0 | 0 | 2 | 0 | 2 | 1 | 0 | 0 | 16 |
| 35 | Latasha Lattimore | | 16:39 | 5-8 | 0-2 | 2-4 | 1 | 0 | 1 | 0 | 3 | 13 | 0 | 2 | 2 | 1 | 1 | 17 |
| 21 | Ally Stedman | | 18:42 | 0-3 | 0-2 | 2-2 | 0 | 1 | 1 | 1 | 2 | 2 | 4 | 1 | 2 | 0 | 0 | 17 |
| | Team | | | | | | 2 | 1 | 3 | | | | 0 | | 2 | | | |
| | **Totals** | | | 32-56 | 4-14 | 13-20 | 19 | 28 | 47 | 15 | 19 | 81 | 16 | 22 | 15 | 5 | 3 | 45 |

| Shooting By Period | | |
|---|---|---|
| 1st | FG% | 9-16 56.3% |
| | 3PT% | 2-4 50.0% |
| | FT% | 3-5 60% |
| 2nd | FG% | 6-13 46.2% |
| | 3PT% | 0-3 0.0% |
| | FT% | 2-4 50% |
| 3rd | FG% | 8-15 53.3% |
| | 3PT% | 3-6 50.0% |
| | FT% | 1-1 100% |
| 4th | FG% | 4-11 36.4% |
| | 3PT% | 2-5 40.0% |
| | FT% | 5-6 83.3% |
| GM FG% | | 27-55 49.1% |
| 3PT% | | 7-18 38.9% |
| FT% | | 11-16 68.8% |

Dead Ball Rebounds: 2, 0

**Technical Fouls:** NONE

| | ALST | MIA |
|---|---|---|
| Biggest lead | 8 (1st:0:19) | 47 (4th:0:53) |
| Best Scoring Run | 6 (1st:1:57) | 21 (4th:9:08) |
| Lead Changes | 2 | |
| Times Tied | 1 | |
| Time with Lead | 14:47 | 22:51 |

| Points from | ALST | MIA |
|---|---|---|
| Turnovers | 16 | 29 |
| Paint | 12 | 50 |
| Second Chance | 2 | 21 |
| Fast Breaks | 2 | 19 |
| Bench | 11 | 45 |

| Period by Period Scoring | | | | | |
|---|---|---|---|---|---|
| | 1st | 2nd | 3rd | 4th | TOT |
| ALST | 14 | 8 | 4 | 10 | 36 |
| MIA | 6 | 23 | 28 | 24 | 81 |

## GAME TWELVE

### Miami at #19 Louisville

Dec. 31, 2023 || Coral Gables, Fla.

**Louisville - 77** — Record: 12-2 (1-0)

| NO. | Name | | Min | FG M-A | 3P M-A | FT M-A | Rebounds OR | DR | TOT | Fouls PF | FO | TP | AS | TO | ST | Blocks BS | BA | +/- |
|---|---|---|---|---|---|---|---|---|---|---|---|---|---|---|---|---|---|---|
| 2 | Nyla Harris | F | 35:25 | 5-11 | 0-0 | 3-5 | 5 | 7 | 12 | 3 | 3 | 9 | 13 | 1 | 3 | 1 | 2 | 12 |
| 44 | Olivia Cochran | F | 33:33 | 4-7 | 0-0 | 3-3 | 3 | 4 | 7 | 3 | 4 | 11 | 1 | 1 | 2 | 2 | 0 | 9 |
| 1 | Sydney Taylor | G | 14:43 | 1-6 | 0-3 | 0-0 | 0 | 1 | 1 | 2 | 0 | 2 | 2 | 2 | 3 | 0 | 0 | -4 |
| 12 | Kiki Jefferson | G | 28:09 | 4-8 | 0-1 | 4-4 | 3 | 3 | 6 | 1 | 5 | 12 | 2 | 6 | 2 | 1 | 0 | 8 |
| 15 | Nina Rickards | G | 25:36 | 2-5 | 0-0 | 0-0 | 0 | 4 | 4 | 1 | 0 | 4 | 4 | 1 | 1 | 0 | 1 | 5 |
| 13 | Merissah Russell | | 13:38 | 3-3 | 3-3 | 3-4 | 0 | 0 | 0 | 2 | 3 | 12 | 0 | 2 | 2 | 0 | 0 | 8 |
| 30 | Jayda Curry | | 29:27 | 7-12 | 2-2 | 3-5 | 0 | 0 | 0 | 3 | 2 | 19 | 2 | 3 | 0 | 0 | 1 | 5 |
| 11 | Elif Istanbulluoglu | | 07:19 | 0-0 | 0-0 | 0-0 | 0 | 0 | 0 | 2 | 0 | 0 | 0 | 0 | 0 | 0 | 0 | -8 |
| 24 | Eyla Love | | 12:09 | 2-4 | 0-0 | 0-0 | 1 | 1 | 2 | 1 | 0 | 4 | 0 | 3 | 0 | 0 | 1 | 4 |
| 23 | Alexia Mobley | | 00:03 | 0-0 | 0-0 | 0-0 | 0 | 0 | 0 | 0 | 0 | 0 | 0 | 0 | 0 | 0 | 0 | 0 |
| | Team | | | | | | 1 | 1 | 2 | | | | 0 | | 0 | | | |
| | **Totals** | | | 28-56 | 5-9 | 16-21 | 13 | 21 | 34 | 18 | 23 | 77 | 12 | 22 | 9 | 3 | 3 | 5 |

| Shooting By Period | | |
|---|---|---|
| 1st | FG% | 8-14 57.1% |
| | 3PT% | 0-0 0.0% |
| | FT% | 4-5 80% |
| 2nd | FG% | 7-14 50.0% |
| | 3PT% | 1-3 33.3% |
| | FT% | 2-3 66.7% |
| 3rd | FG% | 8-17 47.1% |
| | 3PT% | 1-2 50.0% |
| | FT% | 4-5 80% |
| 4th | FG% | 5-11 45.5% |
| | 3PT% | 3-4 75.0% |
| | FT% | 6-8 75% |
| GM FG% | | 28-56 50.0% |
| 3PT% | | 5-9 55.6% |
| FT% | | 16-21 76.2% |

Dead Ball Rebounds: 3, 0

**Technical Fouls:** NONE

**Miami (FL) - 72** — Record: 10-2 (0-1)

| NO. | Name | | Min | FG M-A | 3P M-A | FT M-A | Rebounds OR | DR | TOT | Fouls PF | FO | TP | AS | TO | ST | Blocks BS | BA | +/- |
|---|---|---|---|---|---|---|---|---|---|---|---|---|---|---|---|---|---|---|
| 44 | Kyla Oldacre | C | 12:49 | 0-0 | 0-0 | 2-2 | 0 | 2 | 2 | 4 | 2 | 2 | 1 | 0 | 0 | 0 | 0 | 2 |
| 4 | Jasmyne Roberts | G | 36:46 | 5-12 | 0-4 | 0-0 | 1 | 2 | 3 | 2 | 3 | 10 | 1 | 3 | 3 | 0 | 1 | -4 |
| 5 | Jaida Patrick | G | 16:28 | 3-5 | 2-4 | 1-1 | 1 | 1 | 2 | 1 | 1 | 9 | 2 | 1 | 1 | 0 | 0 | 2 |
| 13 | Lashae Dwyer | G | 23:37 | 3-5 | 1-2 | 3-4 | 0 | 0 | 0 | 3 | 3 | 10 | 1 | 3 | 1 | 0 | 1 | -7 |
| 30 | Shayeann Day-Wilson | G | 32:16 | 4-10 | 1-3 | 1-2 | 1 | 0 | 1 | 4 | 1 | 10 | 2 | 1 | 1 | 0 | 0 | 2 |
| 32 | Lazaria Spearman | | 19:20 | 2-4 | 0-1 | 0-0 | 2 | 4 | 6 | 4 | 1 | 4 | 0 | 3 | 0 | 0 | 0 | -3 |
| 12 | Ja'Leah Williams | | 24:34 | 3-7 | 1-1 | 4-6 | 1 | 2 | 3 | 2 | 4 | 11 | 3 | 6 | 3 | 1 | 0 | -4 |
| 1 | Lemyah Hylton | | 27:47 | 5-8 | 2-4 | 0-1 | 2 | 1 | 3 | 2 | 2 | 12 | 2 | 1 | 1 | 0 | 0 | 1 |
| 35 | Latasha Lattimore | | 10:48 | 1-2 | 0-0 | 0-0 | 0 | 2 | 2 | 1 | 0 | 2 | 1 | 0 | 0 | 2 | 1 | 3 |
| 21 | Ally Stedman | | 05:35 | 1-2 | 0-0 | 0-0 | 0 | 0 | 0 | 0 | 1 | 2 | 0 | 0 | 0 | 0 | 0 | 1 |
| | Team | | | | | | 1 | 2 | 3 | 1 | | | 0 | | 0 | | | |
| | **Totals** | | | 27-55 | 7-18 | 11-16 | 10 | 17 | 27 | 25 | 18 | 72 | 13 | 20 | 10 | 3 | 3 | 5 |

| Shooting By Period | | |
|---|---|---|
| 1st | FG% | 9-16 56.3% |
| | 3PT% | 2-4 50.0% |
| | FT% | 3-5 60% |
| 2nd | FG% | 6-13 46.2% |
| | 3PT% | 0-3 0.0% |
| | FT% | 2-4 50% |
| 3rd | FG% | 8-15 53.3% |
| | 3PT% | 3-6 50.0% |
| | FT% | 1-1 100% |
| 4th | FG% | 4-11 36.4% |
| | 3PT% | 2-5 40.0% |
| | FT% | 5-6 83.3% |
| GM FG% | | 27-55 49.1% |
| 3PT% | | 7-18 38.9% |
| FT% | | 11-16 68.8% |

Dead Ball Rebounds: 2, 0

**Technical Fouls:** NONE

| | LOU | MIA |
|---|---|---|
| Biggest lead | 5 (3rd:4:25) | 7 (4th:8:26) |
| Best Scoring Run | 8 (2nd:6:54) | 5 (1st:1:07) |
| Lead Changes | 17 | |
| Times Tied | 12 | |
| Time with Lead | 12:39 | 20:59 |

| Points from | LOU | MIA |
|---|---|---|
| Turnovers | 17 | 20 |
| Paint | 38 | 34 |
| Second Chance | 12 | 9 |
| Fast Breaks | 7 | 5 |
| Bench | 35 | 31 |

| Period by Period Scoring | | | | | |
|---|---|---|---|---|---|
| | 1st | 2nd | 3rd | 4th | TOT |
| LOU | 20 | 17 | 21 | 19 | 77 |
| MIA | 23 | 14 | 20 | 15 | 72 |

# BOX SCORES

## GAME THIRTEEN

### Miami at Boston College

Jan. 4, 2024 || Chestnut Hill,Mass.

**Miami (FL) - 54** — Record: 10-3 (0-2)

| NO. | Name | Min | FG M-A | 3P M-A | FT M-A | Rebounds OR | DR | TOT | Fouls PF | FD | TP | AS | TO | ST | Blocks BS | BA | +/- |
|---|---|---|---|---|---|---|---|---|---|---|---|---|---|---|---|---|---|
| 44 | Kyla Oldacre | G 27:54 | 5-10 | 0-0 | 1-1 | 8 | 3 | 9 | 0 | 3 | 11 | 1 | 1 | 2 | 3 | 1 | -4 |
| 4 | Jasmyne Roberts | G 25:45 | 3-6 | 0-0 | 3-3 | 1 | 3 | 4 | 4 | 2 | 9 | 0 | 3 | 0 | 0 | 0 | -3 |
| 5 | Jaida Patrick | G 32:07 | 5-12 | 1-5 | 0-0 | 0 | 5 | 5 | 2 | 1 | 11 | 2 | 2 | 3 | 1 | 0 | -12 |
| 13 | Lashae Dwyer | G 30:22 | 2-5 | 0-1 | 3-4 | 0 | 2 | 2 | 1 | 2 | 8 | 3 | 2 | 4 | 0 | 1 | 1 |
| 30 | Shayeann Day-Wilson | G 19:09 | 2-7 | 1-2 | 0-0 | 1 | 1 | 2 | 2 | 1 | 5 | 1 | 3 | 1 | 0 | 1 | -12 |
| 1 | Lamyah Hylton | 32:48 | 3-8 | 0-2 | 1-1 | 1 | 2 | 3 | 3 | 1 | 7 | 0 | 4 | 0 | 0 | 0 | -3 |
| 12 | Ja'Leah Williams | 24:29 | 4-8 | 1-2 | 1-3 | 1 | 1 | 2 | 3 | 3 | 10 | 2 | 3 | 2 | 0 | 1 | 11 |
| 32 | Lazaria Spearman | 11:24 | 1-2 | 0-0 | 0-0 | 0 | 1 | 1 | 3 | 1 | 2 | 0 | 2 | 1 | 0 | 0 | 1 |
| 21 | Ally Stedman | 11:42 | 1-6 | 0-3 | 0-0 | 0 | 0 | 0 | 0 | 0 | 2 | 0 | 1 | 0 | 0 | 0 | -1 |
| 35 | Latasha Lattimore | 04:21 | 0-0 | 0-0 | 1-2 | 0 | 0 | 0 | 0 | 1 | 1 | 0 | 0 | 0 | 0 | 0 | -8 |
| | Team | | | | | 3 | 3 | 6 | | | | | | 0 | | | |
| | **Totals** | 26-64 | 3-15 | 3-12 | 9-12 | 13 | 21 | 34 | 18 | 15 | 64 | 10 | 20 | 14 | 4 | 4 | -8 |

**Technical Fouls:** NONE

Shooting By Period

| | | |
|---|---|---|
| 1st | FG% | 5-14 35.7% |
| | 3PT% | 0-3 0.0% |
| | FT% | 2-3 66.7% |
| 2nd | FG% | 9-15 60.0% |
| | 3PT% | 2-5 40.0% |
| | FT% | 3-3 100% |
| 3rd | FG% | 5-18 27.8% |
| | 3PT% | 0-3 0.0% |
| | FT% | 2-3 66.7% |
| 4th | FG% | 7-17 41.2% |
| | 3PT% | 1-4 25.0% |
| | FT% | 2-3 66.7% |
| GM FG% | | 26-64 40.6% |
| | 3PT% | 3-15 20.0% |
| | FT% | 9-12 75.0% |

Dead Ball Rebounds: 1, 1

**Boston College - 70** — Record: 9-6 (1-1)

| NO. | Name | Min | FG M-A | 3P M-A | FT M-A | Rebounds OR | DR | TOT | Fouls PF | FD | TP | AS | TO | ST | Blocks BS | BA | +/- |
|---|---|---|---|---|---|---|---|---|---|---|---|---|---|---|---|---|---|
| 32 | Teya Sidberry | F 37:01 | 6-15 | 1-5 | 3-4 | 3 | 5 | 8 | 1 | 6 | 16 | 1 | 4 | 3 | 2 | 2 | 13 |
| 2 | Kaylah Ivey | G 32:02 | 3-6 | 2-4 | 0-0 | 0 | 1 | 1 | 2 | 0 | 8 | 7 | 3 | 2 | 0 | 0 | 9 |
| 21 | Andrea Daley | G 28:29 | 7-10 | 2-2 | 1-1 | 4 | 4 | 8 | 1 | 2 | 17 | 2 | 2 | 1 | 1 | 0 | 5 |
| 24 | Dontavia Waggoner | G 35:17 | 5-12 | 1-1 | 1-2 | 4 | 5 | 9 | 2 | 2 | 12 | 2 | 2 | 3 | 2 | 1 | 3 |
| 30 | Tyana Todd | G 37:15 | 4-9 | 2-5 | 3-5 | 1 | 2 | 3 | 1 | 4 | 13 | 2 | 5 | 2 | 0 | 0 | 9 |
| 4 | JoJo Lacey | 16:48 | 1-5 | 0-3 | 0-0 | 0 | 3 | 3 | 2 | 2 | 2 | 0 | 0 | 0 | 0 | 0 | -8 |
| 16 | Lili Krasovec | 02:59 | 0-1 | 0-0 | 0-0 | 0 | 0 | 0 | 1 | 0 | 0 | 0 | 0 | 0 | 0 | 0 | -7 |
| 0 | Nene Ndiaya | 03:34 | 0-0 | 0-0 | 2-2 | 0 | 2 | 2 | 2 | 1 | 2 | 0 | 0 | 1 | 0 | 0 | -1 |
| 1 | Ja'Kayla Thompson | 00:54 | 0-0 | 0-0 | 0-0 | 0 | 0 | 0 | 1 | 0 | 0 | 0 | 0 | 0 | 0 | 0 | -4 |
| 14 | Kayla Lozama | 04:51 | 0-0 | 0-0 | 0-0 | 0 | 0 | 0 | 1 | 0 | 0 | 0 | 0 | 1 | 0 | 0 | 5 |
| | Team | | | | | 1 | 5 | 6 | | | | | | 0 | | | |
| | **Totals** | 26-58 | 8-20 | 10-14 | 13 | 27 | 40 | 15 | 18 | 70 | 14 | 20 | 14 | 4 | 4 | 6 | |

**Technical Fouls:** NONE

Shooting By Period

| | | |
|---|---|---|
| 1st | FG% | 6-15 40.0% |
| | 3PT% | 2-3 66.7% |
| | FT% | 1-1 0% |
| 2nd | FG% | 8-18 44.4% |
| | 3PT% | 1-6 16.7% |
| | FT% | 4-6 66.7% |
| 3rd | FG% | 5-15 33.3% |
| | 3PT% | 2-6 33.3% |
| | FT% | 3-3 100% |
| 4th | FG% | 7-10 70.0% |
| | 3PT% | 3-5 60.0% |
| | FT% | 3-4 75% |
| GM FG% | | 26-58 44.8% |
| | 3PT% | 8-20 40.0% |
| | FT% | 10-14 71.4% |

Dead Ball Rebounds: 2, 0

| | MIAMI | BCE |
|---|---|---|
| Biggest lead | 7 (2nd-2:38) | 8 (4th-6:48) |
| Best Scoring Run | 7 (3rd-4:16) | 8 (2nd-6:52) |
| Lead Changes | 8 | |
| Times Tied | 3 | |
| Time with Lead | 12:00 | 24:50 |

| Points from | MIAMI | BCE |
|---|---|---|
| Turnovers | 22 | 22 |
| Paint | 44 | 32 |
| Second Chance | 13 | 11 |
| Fast Breaks | 14 | 18 |
| Bench | 22 | 4 |

| Period by Period Scoring | 1st | 2nd | 3rd | 4th | TOT |
|---|---|---|---|---|---|
| MIAMI | 12 | 23 | 12 | 17 | 64 |
| BCE | 14 | 21 | 15 | 20 | 70 |

## GAME FOURTEEN

### Miami vs. Wake Forest

Jan. 7, 2024 || Coral Gables, Fla.

**Wake Forest - 47** — Record: 4-11 (0-3)

| NO. | Name | Min | FG M-A | 3P M-A | FT M-A | Rebounds OR | DR | TOT | Fouls PF | FD | TP | AS | TO | ST | Blocks BS | BA | +/- |
|---|---|---|---|---|---|---|---|---|---|---|---|---|---|---|---|---|---|
| 5 | Malaya Cowles | F 21:34 | 2-5 | 0-1 | 0-0 | 1 | 2 | 3 | 2 | 0 | 4 | 1 | 2 | 0 | 1 | 1 | -28 |
| 2 | Kaia Harrison | G 28:48 | 3-6 | 0-0 | 3-4 | 1 | 1 | 2 | 1 | 5 | 9 | 5 | 1 | 2 | 0 | 1 | -16 |
| 11 | Raelynn Conley | G 25:43 | 2-6 | 1-1 | 0-0 | 0 | 2 | 2 | 3 | 1 | 5 | 1 | 3 | 0 | 0 | 4 | -14 |
| 12 | Kate Deeble | G 26:57 | 0-7 | 0-3 | 0-0 | 0 | 3 | 3 | 3 | 2 | 0 | 3 | 1 | 1 | 0 | 1 | -20 |
| 32 | Alexandria Scruggs | G 28:16 | 5-13 | 0-1 | 1-1 | 1 | 8 | 9 | 3 | 2 | 11 | 0 | 1 | 0 | 1 | 4 | -16 |
| 22 | Madisyn Jordan | 21:60 | 3-7 | 2-5 | 1-2 | 1 | 2 | 3 | 2 | 1 | 9 | 0 | 2 | 2 | 0 | 1 | -14 |
| 0 | Alyssa Andrews | 22:11 | 1-6 | 1-4 | 1-2 | 0 | 2 | 2 | 0 | 1 | 4 | 0 | 0 | 1 | 0 | 0 | -8 |
| 21 | Elisa Williams | 05:49 | 0-1 | 0-0 | 0-0 | 0 | 0 | 0 | 0 | 0 | 0 | 1 | 2 | 0 | 0 | 1 | -6 |
| 14 | Rylie Theuerkauf | 03:54 | 1-4 | 1-3 | 2-2 | 0 | 0 | 0 | 0 | 3 | 5 | 0 | 2 | 0 | 0 | 0 | -13 |
| 4 | Aliah McWhorter | 04:36 | 0-0 | 0-0 | 0-0 | 0 | 1 | 1 | 0 | 0 | 0 | 1 | 0 | 0 | 0 | 0 | -5 |
| 1 | Makela Quimby | 04:19 | 0-1 | 0-1 | 0-0 | 0 | 1 | 1 | 0 | 0 | 0 | 0 | 4 | 0 | 0 | 0 | -7 |
| | Team | | | | | 1 | 1 | 2 | | | | | | 1 | | | |
| | **Totals** | 17-56 | 5-19 | 1-9 | 8-11 | 12 | 23 | 35 | 14 | 15 | 47 | 12 | 19 | 6 | 2 | 13 | -36 |

**Technical Fouls:** NONE

Shooting By Period

| | | |
|---|---|---|
| 1st | FG% | 4-14 28.6% |
| | 3PT% | 1-3 33.3% |
| | FT% | 0-0 0% |
| 2nd | FG% | 6-17 35.3% |
| | 3PT% | 2-7 28.6% |
| | FT% | 3-5 60% |
| 3rd | FG% | 5-13 38.5% |
| | 3PT% | 1-4 25.0% |
| | FT% | 0-0 0% |
| 4th | FG% | 2-12 16.7% |
| | 3PT% | 1-5 20.0% |
| | FT% | 5-6 83.3% |
| GM FG% | | 17-56 30.4% |
| | 3PT% | 5-19 26.3% |
| | FT% | 8-11 72.7% |

Dead Ball Rebounds: 3, 0

**Miami (FL) - 77** — Record: 11-2 (1-2)

| NO. | Name | Min | FG M-A | 3P M-A | FT M-A | Rebounds OR | DR | TOT | Fouls PF | FD | TP | AS | TO | ST | Blocks BS | BA | +/- |
|---|---|---|---|---|---|---|---|---|---|---|---|---|---|---|---|---|---|
| 44 | Kyla Oldacre | G 24:45 | 2-3 | 0-0 | 2-4 | 2 | 6 | 8 | 2 | 4 | 6 | 1 | 2 | 1 | 6 | 0 | 24 |
| 4 | Jasmyne Roberts | G 28:48 | 9-11 | 1-1 | 2-2 | 3 | 2 | 5 | 2 | 4 | 21 | 1 | 0 | 1 | 0 | 0 | 32 |
| 5 | Jaida Patrick | G 25:33 | 3-9 | 1-5 | 0-0 | 1 | 3 | 4 | 2 | 0 | 7 | 2 | 1 | 3 | 1 | 0 | 21 |
| 12 | Ja'Leah Williams | G 27:27 | 2-6 | 0-2 | 0-0 | 2 | 3 | 5 | 2 | 1 | 4 | 5 | 1 | 1 | 0 | 1 | 21 |
| 30 | Shayeann Day-Wilson | G 30:12 | 3-9 | 3-6 | 0-0 | 0 | 1 | 1 | 1 | 1 | 9 | 3 | 0 | 0 | 1 | 1 | 29 |
| 1 | Lamyah Hylton | 19:28 | 4-7 | 3-3 | 0-0 | 1 | 2 | 3 | 1 | 1 | 11 | 1 | 1 | 0 | 0 | 0 | 16 |
| 35 | Latasha Lattimore | 13:52 | 3-5 | 0-0 | 2-4 | 1 | 2 | 3 | 0 | 3 | 8 | 1 | 0 | 0 | 0 | 1 | 11 |
| 13 | Lashae Dwyer | 16:53 | 4-10 | 1-2 | 0-0 | 0 | 1 | 1 | 1 | 0 | 9 | 2 | 3 | 3 | 0 | 0 | 3 |
| 32 | Lazaria Spearman | 01:20 | 0-0 | 0-0 | 0-0 | 0 | 0 | 0 | 2 | 0 | 0 | 0 | 0 | 0 | 0 | 0 | -5 |
| 21 | Ally Stedman | 11:44 | 1-3 | 0-2 | 0-0 | 0 | 2 | 2 | 2 | 0 | 2 | 0 | 3 | 2 | 0 | 0 | 16 |
| | Team | | | | | 2 | 5 | 7 | | | | 0 | | | | | |
| | **Totals** | 31-63 | 8-21 | 6-10 | 12 | 27 | 39 | 15 | 14 | 77 | 17 | 12 | 13 | 13 | 2 | 3 | 36 |

**Technical Fouls:** NONE

Shooting By Period

| | | |
|---|---|---|
| 1st | FG% | 8-16 50.0% |
| | 3PT% | 3-5 60.0% |
| | FT% | 1-1 100% |
| 2nd | FG% | 6-16 37.5% |
| | 3PT% | 1-4 25.0% |
| | FT% | 1-2 50% |
| 3rd | FG% | 10-16 62.5% |
| | 3PT% | 2-5 40.0% |
| | FT% | 2-4 50% |
| 4th | FG% | 7-15 46.7% |
| | 3PT% | 3-7 42.9% |
| | FT% | 2-3 66.7% |
| GM FG% | | 31-63 49.2% |
| | 3PT% | 9-21 42.9% |
| | FT% | 6-10 60.0% |

Dead Ball Rebounds: 1, 0

| | WAKE | MIA |
|---|---|---|
| Biggest lead | 1 (1st-0:00) | 32 (4th-2:26) |
| Best Scoring Run | 8 (2nd-5:55) | 11 (3rd-4:55) |
| Lead Changes | 0 | |
| Times Tied | 0 | |
| Time with Lead | 00:00 | 39:39 |

| Points from | WAKE | MIA |
|---|---|---|
| Turnovers | 6 | 29 |
| Paint | 22 | 32 |
| Second Chance | 3 | 16 |
| Fast Breaks | 1 | 12 |
| Bench | 18 | 30 |

| Period by Period Scoring | 1st | 2nd | 3rd | 4th | TOT |
|---|---|---|---|---|---|
| WAKE | 9 | 17 | 11 | 10 | 47 |
| MIA | 20 | 14 | 24 | 19 | 77 |

## GAME FIFTEEN

### Miami at #11 Virginia Tech

Jan. 11, 2024 || Blacksburg, Va.

**Miami - 52** — Record: 11-4 (1-3)

| NO. | Name | Min | FG M-A | 3P M-A | FT M-A | Rebounds OR | DR | TOT | Fouls PF | FD | TP | AS | TO | ST | Blocks BS | BA | +/- |
|---|---|---|---|---|---|---|---|---|---|---|---|---|---|---|---|---|---|
| 44 | Kyla Oldacre | G 14:53 | 1-2 | 0-0 | 0-0 | 1 | 1 | 2 | 0 | 2 | 2 | 1 | 2 | 0 | 1 | 0 | -20 |
| 4 | Jasmyne Roberts | G 24:18 | 4-10 | 1-2 | 0-0 | 2 | 2 | 4 | 0 | 0 | 9 | 0 | 3 | 0 | 0 | 0 | -28 |
| 5 | Jaida Patrick | G 23:17 | 0-8 | 0-2 | 0-0 | 0 | 4 | 4 | 3 | 0 | 0 | 1 | 2 | 1 | 0 | 0 | -18 |
| 12 | Ja'Leah Williams | G 33:16 | 5-8 | 0-1 | 0-1 | 0 | 8 | 8 | 2 | 1 | 10 | 2 | 0 | 0 | 0 | 0 | -18 |
| 30 | Shayeann Day-Wilson | G 28:40 | 6-11 | 2-6 | 5-6 | 0 | 2 | 2 | 2 | 4 | 19 | 4 | 1 | 0 | 0 | 0 | -18 |
| 35 | Latasha Lattimore | 11:02 | 1-3 | 0-0 | 0-0 | 1 | 1 | 2 | 2 | 1 | 2 | 0 | 2 | 0 | 2 | 0 | 4 |
| 1 | Lamyah Hylton | 16:47 | 0-3 | 0-2 | 0-0 | 0 | 1 | 1 | 3 | 2 | 0 | 0 | 0 | 1 | 0 | 0 | -4 |
| 13 | Lashae Dwyer | 23:57 | 4-8 | 0-1 | 0-0 | 3 | 3 | 6 | 3 | 1 | 8 | 2 | 1 | 5 | 0 | 0 | -16 |
| 32 | Lazaria Spearman | 07:52 | 1-3 | 0-0 | 0-1 | 2 | 0 | 2 | 0 | 0 | 2 | 0 | 0 | 0 | 0 | 0 | 2 |
| 21 | Ally Stedman | 16:18 | 0-5 | 0-4 | 0-0 | 0 | 0 | 0 | 1 | 0 | 0 | 0 | 0 | 1 | 0 | 0 | -13 |
| | Team | | | | | 3 | 2 | 5 | | | | 0 | | | | | |
| | **Totals** | 22-61 | 3-18 | 5-18 | 12 | 26 | 38 | 22 | 9 | 52 | 10 | 17 | 6 | 4 | 0 | 2 | -24 |

**Technical Fouls:** Spearman 3rd-3:17,Dwyer 4th-9:08

Shooting By Period

| | | |
|---|---|---|
| 1st | FG% | 6-15 40.0% |
| | 3PT% | 1-4 25.0% |
| | FT% | 1-3 33.3% |
| 2nd | FG% | 5-12 41.7% |
| | 3PT% | 0-5 0.0% |
| | FT% | 0-0 0% |
| 3rd | FG% | 6-19 31.6% |
| | 3PT% | 1-5 20.0% |
| | FT% | 2-2 100% |
| 4th | FG% | 5-15 33.3% |
| | 3PT% | 3-9 33.3% |
| | FT% | 2-3 66.7% |
| GM FG% | | 22-61 36.1% |
| | 3PT% | 5-18 16.7% |
| | FT% | 5-8 62.5% |

Dead Ball Rebounds: 1, 0

**Virginia Tech - 76** — Record: 13-2 (4-0)

| NO. | Name | Min | FG M-A | 3P M-A | FT M-A | Rebounds OR | DR | TOT | Fouls PF | FD | TP | AS | TO | ST | Blocks BS | BA | +/- |
|---|---|---|---|---|---|---|---|---|---|---|---|---|---|---|---|---|---|
| 4 | Rose Michaux | F 06:41 | 0-1 | 0-0 | 3-4 | 2 | 2 | 4 | 0 | 2 | 3 | 1 | 0 | 0 | 0 | 0 | 3 |
| 32 | Elizabeth Kitley | G 32:52 | 5-9 | 1-1 | 8-10 | 3 | 8 | 11 | 2 | 7 | 19 | 1 | 4 | 1 | 0 | 1 | 24 |
| 5 | Georgia Amoore | G 34:13 | 4-13 | 2-10 | 6-7 | 0 | 3 | 3 | 1 | 3 | 16 | 6 | 7 | 2 | 0 | 0 | 25 |
| 11 | Matilda Ekh | G 23:38 | 4-7 | 4-7 | 0-0 | 0 | 1 | 1 | 0 | 0 | 12 | 1 | 0 | 0 | 0 | 0 | 23 |
| 23 | Cayla King | G 26:43 | 1-4 | 1-4 | 0-0 | 0 | 5 | 5 | 2 | 1 | 3 | 2 | 0 | 1 | 0 | 0 | 7 |
| 10 | Carys Baker | 12:32 | 0-1 | 0-1 | 0-0 | 0 | 2 | 2 | 0 | 1 | 0 | 0 | 0 | 0 | 0 | 0 | -4 |
| 1 | Carleigh Wenzel | 30:29 | 1-6 | 0-2 | 2-2 | 0 | 3 | 3 | 1 | 2 | 4 | 4 | 1 | 2 | 0 | 1 | 21 |
| 20 | Olivia Summiel | 03:36 | 0-0 | 0-0 | 1-1 | 0 | 2 | 2 | 1 | 3 | 1 | 1 | 0 | 0 | 0 | 0 | 9 |
| 12 | Saniyha Suffren | 04:57 | 0-1 | 0-0 | 0-0 | 0 | 0 | 0 | 0 | 1 | 0 | 0 | 1 | 0 | 0 | 0 | -4 |
| 13 | Clara Strack | 10:21 | 1-5 | 0-0 | 0-0 | 4 | 1 | 5 | 1 | 1 | 2 | 2 | 2 | 0 | 0 | 2 | 8 |
| | Team | | | | | 1 | 3 | 4 | | | | 0 | | | | | |
| | **Totals** | 24-61 | 9-26 | 1-23 | 12 | 29 | 41 | 9 | 20 | 76 | 18 | 12 | 6 | 0 | 4 | 24 | |

**Technical Fouls:** NONE

Shooting By Period

| | | |
|---|---|---|
| 1st | FG% | 4-10 21.1% |
| | 3PT% | 0-8 0.0% |
| | FT% | 6-8 75% |
| 2nd | FG% | 11-17 64.7% |
| | 3PT% | 3-5 60.0% |
| | FT% | 3-3 100% |
| 3rd | FG% | 3-11 27.3% |
| | 3PT% | 3-8 37.5% |
| | FT% | 8-10 80% |
| 4th | FG% | 6-14 42.9% |
| | 3PT% | 3-5 60.0% |
| | FT% | 4-4 100% |
| GM FG% | | 24-61 39.3% |
| | 3PT% | 9-26 34.6% |
| | FT% | 19-23 82.6% |

Dead Ball Rebounds: 3, 0

| | Canes | Hokies |
|---|---|---|
| Biggest lead | 3 (1st-2:22) | 28 (4th-1:30) |
| Best Scoring Run | 5 (4th-0:02) | 15 (2nd-2:36) |
| Lead Changes | 9 | |
| Times Tied | 7 | |
| Time with Lead | 05:04 | 29:34 |

| Points from | Canes | Hokies |
|---|---|---|
| Turnovers | 10 | 18 |
| Paint | 30 | 18 |
| Second Chance | 10 | 10 |
| Fast Breaks | 8 | 6 |
| Bench | 12 | 11 |

| Period by Period Scoring | 1st | 2nd | 3rd | 4th | TOT |
|---|---|---|---|---|---|
| Canes | 14 | 10 | 15 | 13 | 52 |
| Hokies | 14 | 26 | 17 | 19 | 76 |

**Game Notes:** 3:15 (3rd) - Unsportsmanlike Foul - Miami #32 ● 8:08 (4th) - Intentional/Unsportsmanlike Foul - Miami #13 ●

## GAME SIXTEEN

### Miami at #18/19 Notre Dame

Jan. 14, 2024 || South Bend, Ind.

**Miami (FL) - 59** — Record: 11-4 (1-4)

| NO. | Name | Min | FG M-A | 3P M-A | FT M-A | Rebounds OR | DR | TOT | Fouls PF | FD | TP | AS | TO | ST | Blocks BS | BA | +/- |
|---|---|---|---|---|---|---|---|---|---|---|---|---|---|---|---|---|---|
| 44 | Kyla Oldacre | G 16:04 | 1-3 | 0-0 | 0-0 | 1 | 4 | 5 | 4 | 1 | 2 | 0 | 2 | 0 | 1 | 0 | 3 |
| 4 | Jasmyne Roberts | G 15:09 | 1-3 | 0-1 | 0-0 | 2 | 4 | 6 | 1 | 2 | 2 | 3 | 4 | 0 | 1 | 0 | -4 |
| 5 | Jaida Patrick | G 27:54 | 5-11 | 2-6 | 3-3 | 0 | 6 | 6 | 1 | 3 | 15 | 1 | 5 | 2 | 1 | 1 | -2 |
| 12 | Ja'Leah Williams | G 29:51 | 3-3 | 0-0 | 0-0 | 1 | 2 | 3 | 4 | 1 | 6 | 0 | 1 | 2 | 0 | 0 | -12 |
| 30 | Shayeann Day-Wilson | G 30:45 | 5-12 | 1-6 | 0-0 | 1 | 1 | 2 | 5 | 1 | 11 | 3 | 2 | 1 | 0 | 1 | -11 |
| 32 | Lazaria Spearman | 17:46 | 2-6 | 0-0 | 3-4 | 2 | 7 | 9 | 2 | 3 | 7 | 0 | 4 | 0 | 1 | 2 | -2 |
| 13 | Lashae Dwyer | 23:25 | 4-7 | 0-1 | 1-2 | 0 | 0 | 0 | 5 | 1 | 9 | 2 | 3 | 0 | 0 | 0 | 2 |
| 35 | Latasha Lattimore | 12:11 | 0-1 | 0-0 | 0-0 | 2 | 3 | 5 | 2 | 0 | 0 | 2 | 1 | 0 | 2 | 0 | -13 |
| 1 | Lamyah Hylton | 21:53 | 3-11 | 1-6 | 0-0 | 0 | 1 | 1 | 2 | 0 | 7 | 2 | 1 | 0 | 0 | 0 | -5 |
| 21 | Ally Stedman | 05:23 | 0-2 | 0-2 | 0-0 | 0 | 0 | 0 | 0 | 0 | 0 | 1 | 2 | 0 | 0 | 0 | 9 |
| | Team | | | | | 3 | 0 | 3 | | | | 0 | | | | | |
| | **Totals** | 24-59 | 4-22 | 7-11 | 10 | 28 | 41 | 24 | 12 | 12 | 59 | 12 | 26 | 5 | 6 | 5 | -11 |

**Technical Fouls:** NONE

Shooting By Period

| | | |
|---|---|---|
| 1st | FG% | 6-15 40.0% |
| | 3PT% | 1-4 25.0% |
| | FT% | 0-0 0% |
| 2nd | FG% | 4-14 28.6% |
| | 3PT% | 1-8 12.5% |
| | FT% | 2-4 50% |
| 3rd | FG% | 5-13 38.5% |
| | 3PT% | 0-2 0% |
| | FT% | 1-2 50% |
| 4th | FG% | 9-17 52.9% |
| | 3PT% | 2-8 25.0% |
| | FT% | 4-5 80% |
| GM FG% | | 24-59 40.7% |
| | 3PT% | 4-22 18.2% |
| | FT% | 7-11 63.6% |

Dead Ball Rebounds: 0, 0

**Notre Dame - 70** — Record: 12-3 (2-2)

| NO. | Name | Min | FG M-A | 3P M-A | FT M-A | Rebounds OR | DR | TOT | Fouls PF | FD | TP | AS | TO | ST | Blocks BS | BA | +/- |
|---|---|---|---|---|---|---|---|---|---|---|---|---|---|---|---|---|---|
| 21 | Maddy Westbeld | F 37:56 | 2-14 | 0-1 | 1-1 | 3 | 3 | 6 | 4 | 2 | 5 | 4 | 6 | 4 | 1 | 1 | 5 |
| 22 | Kylee Watson | F 24:36 | 0-4 | 0-0 | 0-0 | 3 | 2 | 5 | 3 | 2 | 0 | 1 | 2 | 0 | 4 | 1 | 9 |
| 3 | Hannah Hidalgo | G 38:32 | 9-19 | 2-5 | 5-7 | 0 | 7 | 7 | 2 | 2 | 25 | 2 | 6 | 7 | 0 | 0 | 23 |
| 11 | Sonia Citron | G 32:07 | 4-9 | 3-5 | 4-4 | 0 | 4 | 4 | 0 | 4 | 15 | 1 | 1 | 1 | 0 | 1 | 5 |
| 13 | Anna DeWolfe | G 31:36 | 2-6 | 0-2 | 5-5 | 0 | 0 | 0 | 0 | 4 | 9 | 4 | 1 | 2 | 0 | 1 | 19 |
| 15 | Natalija Marshall | 11:12 | 3-6 | 0-0 | 3-3 | 0 | 3 | 3 | 0 | 3 | 9 | 0 | 0 | 1 | 0 | 0 | 1 |
| 14 | KK Bransford | 24:00 | 3-7 | 0-0 | 4-5 | 2 | 6 | 8 | 0 | 5 | 10 | 0 | 1 | 1 | 0 | 0 | 1 |
| | Team | | | | | 1 | 4 | 5 | | | | 1 | | 0 | | | |
| | **Totals** | 23-65 | 5-13 | 19-22 | 15 | 26 | 41 | 12 | 24 | 70 | 12 | 17 | 15 | 5 | 6 | 11 | |

**Technical Fouls:** NONE

Shooting By Period

| | | |
|---|---|---|
| 1st | FG% | 6-21 28.6% |
| | 3PT% | 1-4 25.0% |
| | FT% | 2-2 100% |
| 2nd | FG% | 9-17 52.9% |
| | 3PT% | 2-3 66.7% |
| | FT% | 3-3 100% |
| 3rd | FG% | 4-17 23.5% |
| | 3PT% | 1-3 33.3% |
| | FT% | 4-4 100% |
| 4th | FG% | 4-10 40.0% |
| | 3PT% | 1-3 33.3% |
| | FT% | 8-8 100% |
| GM FG% | | 23-65 35.4% |
| | 3PT% | 5-13 38.5% |
| | FT% | 19-22 86.4% |

Dead Ball Rebounds: 2, 0

| | MIA | UND |
|---|---|---|
| Biggest lead | 5 (1st-7:18) | 23 (4th-9:26) |
| Best Scoring Run | 8 (4th-5:37) | 11 (4th-9:26) |
| Lead Changes | 3 | |
| Times Tied | 3 | |
| Time with Lead | 04:22 | 32:10 |

| Points from | MIA | UND |
|---|---|---|
| Turnovers | 15 | 31 |
| Paint | 36 | 28 |
| Second Chance | 12 | 8 |
| Fast Breaks | 17 | 16 |
| Bench | 23 | 15 |

| Period by Period Scoring | 1st | 2nd | 3rd | 4th | TOT |
|---|---|---|---|---|---|
| MIA | 13 | 11 | 11 | 24 | 59 |
| UND | 15 | 25 | 13 | 17 | 70 |

# BOX SCORES

## GAME SEVENTEEN

### Miami vs. #4/5 NC State

Jan. 18, 2024 || Coral Gables, Fla.

**#4 NC State - 59** — Record: 15-2 (2-2)

| NO. | Name | | Min | FG M-A | 3P M-A | FT M-A | Rebounds OR | DR | TOT | Fouls PF | FD | TP | AS | TO | ST | Blocks BS | BA | +/- |
|---|---|---|---|---|---|---|---|---|---|---|---|---|---|---|---|---|---|---|
| 2 | Mimi Collins | F | 37:43 | 5-11 | 2-3 | 6-8 | 4 | 2 | 6 | 2 | 2 | 18 | 1 | 1 | 0 | 1 | 0 | -15 |
| 10 | Aziaha James | G | 29:02 | 2-16 | 0-6 | 2-2 | 2 | 0 | 2 | 3 | 3 | 6 | 2 | 1 | 2 | 0 | 0 | -10 |
| 21 | Madison Hayes | G | 32:54 | 2-9 | 0-2 | 0-0 | 6 | 2 | 8 | 0 | 0 | 4 | 0 | 2 | 2 | 0 | 1 | -20 |
| 22 | Saniya Rivers | G | 38:00 | 5-14 | 2-7 | 5-5 | 1 | 5 | 6 | 1 | 5 | 17 | 3 | 7 | 2 | 1 | 1 | -15 |
| 35 | Zoe Brooks | G | 37:11 | 4-11 | 2-3 | 4-4 | 3 | 2 | 5 | 3 | 3 | 14 | 0 | 4 | 1 | 1 | 1 | -13 |
| 24 | Lexi Slaski | | 13:23 | 0-3 | 0-2 | 0-0 | 0 | 1 | 1 | 0 | 0 | 0 | 3 | 0 | 0 | 0 | 0 | -2 |
| 11 | Maddie Cox | | 09:30 | 0-0 | 0-0 | 0-0 | 0 | 3 | 3 | 1 | 0 | 0 | 0 | 0 | 0 | 1 | 0 | 4 |
| 15 | Lizzy Williamson | | 02:17 | 0-0 | 0-0 | 0-0 | 1 | 0 | 1 | 0 | 0 | 0 | 0 | 0 | 0 | 0 | 0 | 1 |
| Team | | | | | | | 4 | 2 | 6 | | | | 0 | | 1 | | | |
| **Totals** | | | | 18-64 | 6-23 | 17-19 | 21 | 17 | 38 | 10 | 17 | 59 | 9 | 16 | 7 | 4 | 3 | -14 |

**Technical Fouls:** NONE

| Shooting By Period | | |
|---|---|---|
| 1st | FG% | 4-20 20.0% |
| | 3PT% | 2-6 33.3% |
| | FT% | 0-1 0% |
| 2nd | FG% | 8-18 44.4% |
| | 3PT% | 3-6 50.0% |
| | FT% | 3-3 100% |
| 3rd | FG% | 3-14 21.4% |
| | 3PT% | 0-6 0.0% |
| | FT% | 5-6 83.3% |
| 4th | FG% | 3-12 25.0% |
| | 3PT% | 1-5 20.0% |
| | FT% | 9-9 100% |
| GM FG% | | 18-64 28.1% |
| 3PT% | | 6-23 26.1% |
| FT% | | 17-19 89.5% |

Dead Ball Rebounds: 1, 0

**Miami (FL) - 73** — Record: 13-5 (2-4)

| NO. | Name | | Min | FG M-A | 3P M-A | FT M-A | Rebounds OR | DR | TOT | Fouls PF | FD | TP | AS | TO | ST | Blocks BS | BA | +/- |
|---|---|---|---|---|---|---|---|---|---|---|---|---|---|---|---|---|---|---|
| 44 | Kyla Oldacre | C | 15:31 | 0-0 | 0-0 | 0-0 | 0 | 1 | 1 | 5 | 0 | 0 | 2 | 3 | 0 | 1 | 0 | 2 |
| 4 | Jasmyne Roberts | G | 35:54 | 7-14 | 2-5 | 5-6 | 2 | 5 | 7 | 2 | 2 | 21 | 4 | 2 | 4 | 0 | 0 | 10 |
| 5 | Jaida Patrick | G | 30:14 | 3-6 | 0-2 | 0-0 | 1 | 3 | 4 | 2 | 0 | 6 | 1 | 2 | 1 | 0 | 1 | 16 |
| 12 | Ja'Leah Williams | G | 32:39 | 1-4 | 1-1 | 0-0 | 1 | 4 | 5 | 1 | 0 | 3 | 5 | 1 | 0 | 0 | 2 | 18 |
| 30 | Shayeann Day-Wilson | G | 29:39 | 7-14 | 3-7 | 1-1 | 0 | 1 | 1 | 0 | 1 | 18 | 3 | 2 | 3 | 0 | 0 | 8 |
| 35 | Latiasha Lattimore | | 06:54 | 0-0 | 0-0 | 0-0 | 1 | 3 | 4 | 0 | 0 | 0 | 1 | 1 | 0 | 2 | 0 | 4 |
| 1 | Lemyah Hylton | | 01:53 | 0-1 | 0-0 | 0-0 | 0 | 0 | 0 | 0 | 0 | 0 | 0 | 0 | 0 | 0 | 0 | -2 |
| 32 | Lazaria Spearman | | 14:36 | 4-5 | 0-0 | 2-4 | 2 | 6 | 8 | 4 | 5 | 10 | 0 | 2 | 1 | 0 | 0 | 3 |
| 13 | Lashae Dwyer | | 26:26 | 8-12 | 2-3 | 0-1 | 3 | 3 | 6 | 2 | 2 | 18 | 2 | 2 | 2 | 0 | 1 | 9 |
| 21 | Ally Stedman | | 06:24 | 0-2 | 0-0 | 0-0 | 0 | 0 | 0 | 1 | 0 | 0 | 0 | 0 | 0 | 0 | 0 | -2 |
| Team | | | | | | | 3 | 0 | 3 | | | | 0 | | 3 | | | |
| **Totals** | | | | 30-56 | 8-18 | 8-18 | 13 | 26 | 37 | 17 | 10 | 73 | 15 | 18 | 11 | 3 | 4 | 14 |

**Technical Fouls:** NONE

| Shooting By Period | | |
|---|---|---|
| 1st | FG% | 9-12 75.0% |
| | 3PT% | 3-4 75.0% |
| | FT% | 0-2 0% |
| 2nd | FG% | 10-20 50.0% |
| | 3PT% | 1-6 16.7% |
| | FT% | 1-1 100% |
| 3rd | FG% | 3-11 27.3% |
| | 3PT% | 2-5 40.0% |
| | FT% | 0-1 0% |
| 4th | FG% | 8-13 61.5% |
| | 3PT% | 2-3 66.7% |
| | FT% | 4-4 100% |
| GM FG% | | 30-56 53.6% |
| 3PT% | | 8-18 44.4% |
| FT% | | 5-8 62.5% |

Dead Ball Rebounds: 1, 0

| | NCS | MIA |
|---|---|---|
| **Biggest lead** | 1 (1st 0:30) | 19 (4th 1:18) |
| **Best Scoring Run** | 7 (3rd 5:57) | 12 (2nd 9:01) |
| **Lead Changes** | 4 | |
| **Times Tied** | 0 | |
| **Time with Lead** | 01:38 | 38:17 |

| Points from | NCS | MIA |
|---|---|---|
| **Turnovers** | 15 | 22 |
| **Paint** | 16 | 38 |
| **Second Chance** | 15 | 12 |
| **Fast Breaks** | 6 | 10 |
| **Bench** | 0 | 28 |

| Period by Period Scoring | 1st | 2nd | 3rd | 4th | TOT |
|---|---|---|---|---|---|
| **NCS** | 16 | 22 | 11 | 16 | 59 |
| **MIA** | 21 | 22 | 8 | 22 | 73 |

## GAME EIGHTEEN

### Miami at #20/21 North Carolina

Jan. 25, 2024 || Chapel Hill, N.C.

**Miami (FL) - 61** — Record: 12-6 (2-5)

| NO. | Name | | Min | FG M-A | 3P M-A | FT M-A | Rebounds OR | DR | TOT | Fouls PF | FD | TP | AS | TO | ST | Blocks BS | BA | +/- |
|---|---|---|---|---|---|---|---|---|---|---|---|---|---|---|---|---|---|---|
| 44 | Kyla Oldacre | G | 10:51 | 0-2 | 0-0 | 1-2 | 0 | 3 | 3 | 2 | 1 | 1 | 0 | 2 | 0 | 0 | 1 | -7 |
| 4 | Jasmyne Roberts | G | 19:41 | 1-4 | 0-2 | 2-2 | 2 | 2 | 4 | 1 | 2 | 4 | 1 | 4 | 0 | 0 | 0 | -10 |
| 5 | Jaida Patrick | G | 31:28 | 4-9 | 2-6 | 0-0 | 2 | 5 | 7 | 0 | 2 | 10 | 2 | 1 | 1 | 0 | 0 | -9 |
| 12 | Ja'Leah Williams | G | 29:31 | 2-4 | 1-2 | 0-0 | 0 | 5 | 5 | 1 | 2 | 5 | 1 | 1 | 1 | 0 | 0 | -14 |
| 30 | Shayeann Day-Wilson | G | 33:24 | 6-11 | 1-5 | 1-1 | 1 | 1 | 2 | 4 | 2 | 18 | 2 | 3 | 1 | 0 | 1 | -2 |
| 32 | Lazaria Spearman | | 22:29 | 2-5 | 0-0 | 2-3 | 5 | 4 | 9 | 5 | 4 | 6 | 0 | 2 | 1 | 0 | 0 | 18 |
| 13 | Lashae Dwyer | | 21:14 | 3-7 | 2-3 | 1-2 | 2 | 1 | 3 | 3 | 1 | 9 | 1 | 3 | 2 | 0 | 0 | -1 |
| 35 | Latiasha Lattimore | | 06:35 | 0-2 | 0-0 | 0-0 | 0 | 0 | 0 | 2 | 0 | 0 | 0 | 1 | 0 | 1 | 1 | -14 |
| 1 | Lemyah Hylton | | 07:14 | 1-4 | 0-2 | 0-0 | 0 | 0 | 0 | 1 | 0 | 2 | 0 | 1 | 0 | 0 | 0 | 6 |
| 21 | Ally Stedman | | 17:36 | 2-7 | 2-7 | 0-0 | 0 | 1 | 1 | 3 | 1 | 6 | 3 | 0 | 0 | 0 | 0 | 19 |
| Team | | | | | | | 2 | 0 | 2 | | | | 0 | | 1 | | | |
| **Totals** | | | | 21-55 | 12-36 | 7-10 | 14 | 22 | 36 | 22 | 15 | 61 | 10 | 18 | 7 | 1 | 3 | -5 |

**Technical Fouls:** NONE

| Shooting By Period | | |
|---|---|---|
| 1st | FG% | 3-12 25.0% |
| | 3PT% | 1-5 20.0% |
| | FT% | 1-2 50% |
| 2nd | FG% | 7-13 53.8% |
| | 3PT% | 5-10 50.0% |
| | FT% | 1-2 50% |
| 3rd | FG% | 3-15 20.0% |
| | 3PT% | 1-6 16.7% |
| | FT% | 4-5 80% |
| 4th | FG% | 8-15 53.3% |
| | 3PT% | 5-9 55.6% |
| | FT% | 1-1 100% |
| GM FG% | | 21-55 38.2% |
| 3PT% | | 12-36 40.0% |
| FT% | | 7-10 70.0% |

Dead Ball Rebounds: 2, 0

**North Carolina - 66** — Record: 15-5 (7-1)

| NO. | Name | | Min | FG M-A | 3P M-A | FT M-A | Rebounds OR | DR | TOT | Fouls PF | FD | TP | AS | TO | ST | Blocks BS | BA | +/- |
|---|---|---|---|---|---|---|---|---|---|---|---|---|---|---|---|---|---|---|
| 5 | Maria Gakdang | C | 22:32 | 6-9 | 0-0 | 1-3 | 4 | 1 | 5 | 5 | 4 | 13 | 1 | 1 | 0 | 0 | 0 | 16 |
| 1 | Alyssa Ustby | G | 38:21 | 5-12 | 0-0 | 2-3 | 4 | 6 | 10 | 2 | 2 | 12 | 4 | 1 | 2 | 2 | 0 | 10 |
| 10 | Reniya Kelly | G | 31:39 | 4-5 | 2-3 | 0-0 | 0 | 0 | 0 | 1 | 0 | 10 | 2 | 3 | 0 | 0 | 0 | 6 |
| 20 | Lexi Donarski | G | 40:00 | 5-11 | 2-6 | 0-0 | 1 | 2 | 3 | 2 | 2 | 12 | 1 | 0 | 2 | 0 | 0 | 5 |
| 25 | Deja Kelly | G | 35:36 | 5-13 | 0-4 | 8-10 | 0 | 3 | 3 | 3 | 1 | 18 | 3 | 4 | 0 | 0 | 0 | 5 |
| 31 | Anya Poole | | 11:07 | 0-3 | 0-0 | 0-0 | 2 | 0 | 2 | 2 | 1 | 0 | 0 | 0 | 0 | 1 | 1 | -5 |
| 24 | Indya Nivar | | 14:35 | 0-2 | 0-0 | 1-2 | 0 | 0 | 0 | 0 | 0 | 1 | 2 | 1 | 1 | 2 | 0 | -1 |
| 13 | Teonni Key | | 06:10 | 0-0 | 0-0 | 0-0 | 0 | 4 | 4 | 1 | 1 | 0 | 0 | 2 | 0 | 0 | 0 | -8 |
| Team | | | | | | | 1 | 3 | 4 | | | | 0 | | 0 | | | |
| **Totals** | | | | 25-55 | 4-13 | 12-18 | 12 | 19 | 31 | 15 | 22 | 66 | 12 | 12 | 7 | 3 | 1 | 8 |

**Technical Fouls:** NONE

| Shooting By Period | | |
|---|---|---|
| 1st | FG% | 8-13 61.5% |
| | 3PT% | 3-4 75.0% |
| | FT% | 1-1 100% |
| 2nd | FG% | 7-15 46.7% |
| | 3PT% | 0-4 0.0% |
| | FT% | 2-3 66.7% |
| 3rd | FG% | 6-13 46.2% |
| | 3PT% | 1-3 33.3% |
| | FT% | 1-3 33.3% |
| 4th | FG% | 4-14 28.6% |
| | 3PT% | 0-2 0.0% |
| | FT% | 6-7 85.7% |
| GM FG% | | 25-55 45.5% |
| 3PT% | | 4-13 30.8% |
| FT% | | 12-18 66.7% |

Dead Ball Rebounds: 2, 2

| | UM | UNC |
|---|---|---|
| **Biggest lead** | 0 (1st 0:00) | 19 (2nd 0:05) |
| **Best Scoring Run** | 8 (2nd 1:30) | 10 (1st 0:01) |
| **Lead Changes** | 0 | |
| **Times Tied** | 0 | |
| **Time with Lead** | 00:00 | 39:39 |

| Points from | UM | UNC |
|---|---|---|
| **Turnovers** | 16 | 19 |
| **Paint** | 14 | 28 |
| **Second Chance** | 6 | 10 |
| **Fast Breaks** | 8 | 2 |
| **Bench** | 23 | 1 |

| Period by Period Scoring | 1st | 2nd | 3rd | 4th | TOT |
|---|---|---|---|---|---|
| **UM** | 8 | 20 | 11 | 22 | 61 |
| **UNC** | 22 | 16 | 14 | 14 | 66 |

## GAME NINETEEN

### Miami vs. Duke

Jan. 28, 2024 || Coral Gables, Fla.

**Duke - 58** — Record: 13-7 (5-4)

| NO. | Name | | Min | FG M-A | 3P M-A | FT M-A | Rebounds OR | DR | TOT | Fouls PF | FD | TP | AS | TO | ST | Blocks BS | BA | +/- |
|---|---|---|---|---|---|---|---|---|---|---|---|---|---|---|---|---|---|---|
| 42 | Kennedy Brown | F | 29:18 | 3-8 | 0-2 | 0-0 | 2 | 4 | 6 | 4 | 3 | 6 | 3 | 4 | 1 | 0 | 0 | -9 |
| 3 | Ashlon Jackson | G | 28:26 | 2-8 | 1-5 | 0-0 | 2 | 4 | 6 | 1 | 2 | 5 | 2 | 0 | 1 | 0 | 0 | -12 |
| 4 | Jadyn Donovan | G | 30:41 | 5-9 | 0-0 | 0-2 | 1 | 3 | 4 | 1 | 1 | 10 | 6 | 6 | 0 | 0 | 1 | -6 |
| 22 | Taina Mair | G | 32:52 | 1-6 | 1-4 | 5-5 | 0 | 4 | 4 | 1 | 2 | 8 | 2 | 1 | 1 | 1 | 1 | -7 |
| 24 | Reigan Richardson | G | 29:32 | 3-10 | 1-3 | 3-3 | 1 | 2 | 3 | 4 | 3 | 10 | 2 | 1 | 1 | 0 | 1 | -8 |
| 5 | Oluchi Okananwa | | 26:05 | 5-9 | 1-4 | 2-5 | 1 | 2 | 3 | 2 | 2 | 13 | 2 | 4 | 1 | 0 | 1 | -2 |
| 21 | Camilla Emsbo | | 10:42 | 2-3 | 0-0 | 0-0 | 2 | 1 | 3 | 3 | 0 | 4 | 1 | 1 | 0 | 0 | 0 | 3 |
| 12 | Delaney Thomas | | 05:51 | 1-1 | 0-0 | 0-0 | 0 | 0 | 0 | 1 | 0 | 2 | 0 | 0 | 0 | 0 | 0 | 4 |
| 15 | Emma Koabel | | 06:34 | 0-1 | 0-1 | 0-0 | 0 | 0 | 0 | 0 | 0 | 0 | 0 | 0 | 0 | 0 | 0 | 5 |
| Team | | | | | | | 2 | 5 | 7 | | | | 0 | | 1 | | | |
| **Totals** | | | | 22-55 | 4-19 | 10-15 | 11 | 25 | 36 | 17 | 17 | 58 | 18 | 18 | 5 | 1 | 4 | -6 |

**Technical Fouls:** NONE

| Shooting By Period | | |
|---|---|---|
| 1st | FG% | 6-13 46.2% |
| | 3PT% | 2-4 50.0% |
| | FT% | 1-2 50% |
| 2nd | FG% | 3-14 21.4% |
| | 3PT% | 1-6 16.7% |
| | FT% | 1-2 50% |
| 3rd | FG% | 8-13 61.5% |
| | 3PT% | 1-3 33.3% |
| | FT% | 1-2 50% |
| 4th | FG% | 5-15 33.3% |
| | 3PT% | 0-6 0.0% |
| | FT% | 7-9 77.8% |
| GM FG% | | 22-55 40.0% |
| 3PT% | | 4-19 21.1% |
| FT% | | 10-15 66.7% |

Dead Ball Rebounds: 2, 0

**Miami (FL) - 64** — Record: 13-6 (3-6)

| NO. | Name | | Min | FG M-A | 3P M-A | FT M-A | Rebounds OR | DR | TOT | Fouls PF | FD | TP | AS | TO | ST | Blocks BS | BA | +/- |
|---|---|---|---|---|---|---|---|---|---|---|---|---|---|---|---|---|---|---|
| 32 | Lazaria Spearman | F | 24:57 | 1-2 | 0-1 | 5-8 | 1 | 7 | 8 | 4 | 5 | 7 | 1 | 2 | 1 | 1 | 0 | 13 |
| 4 | Jasmyne Roberts | G | 32:46 | 4-12 | 1-7 | 0-0 | 0 | 4 | 4 | 1 | 0 | 9 | 1 | 2 | 2 | 1 | 0 | 3 |
| 5 | Jaida Patrick | G | 33:38 | 2-7 | 1-2 | 2-2 | 1 | 3 | 4 | 3 | 2 | 7 | 2 | 2 | 1 | 1 | 0 | 10 |
| 12 | Ja'Leah Williams | G | 33:18 | 4-6 | 2-3 | 6-8 | 2 | 5 | 7 | 3 | 3 | 16 | 1 | 3 | 1 | 0 | 0 | 10 |
| 30 | Shayeann Day-Wilson | G | 27:58 | 6-12 | 5-9 | 0-0 | 0 | 0 | 0 | 3 | 0 | 17 | 2 | 3 | 0 | 0 | 1 | 11 |
| 44 | Kyla Oldacre | | 15:08 | 2-3 | 0-0 | 0-0 | 2 | 1 | 3 | 1 | 2 | 4 | 1 | 0 | 1 | 0 | 1 | -7 |
| 13 | Lashae Dwyer | | 18:46 | 0-4 | 0-0 | 1-2 | 1 | 0 | 1 | 0 | 1 | 1 | 2 | 0 | 1 | 0 | 0 | -9 |
| 21 | Ally Stedman | | 08:04 | 1-3 | 1-2 | 0-0 | 0 | 1 | 1 | 2 | 0 | 3 | 0 | 1 | 0 | 0 | 0 | -5 |
| 1 | Lemyah Hylton | | 05:30 | 0-0 | 0-0 | 0-0 | 0 | 2 | 2 | 0 | 0 | 0 | 0 | 1 | 0 | 0 | 0 | 4 |
| Team | | | | | | | 0 | 1 | 1 | | | | 0 | | 0 | | | |
| **Totals** | | | | 20-49 | 10-24 | 14-20 | 7 | 24 | 31 | 17 | 17 | 64 | 11 | 14 | 8 | 4 | 1 | 8 |

**Technical Fouls:** NONE

| Shooting By Period | | |
|---|---|---|
| 1st | FG% | 5-16 31.3% |
| | 3PT% | 2-6 33.3% |
| | FT% | 0-0 0% |
| 2nd | FG% | 4-8 50.0% |
| | 3PT% | 1-2 50% |
| | FT% | 4-6 66.7% |
| 3rd | FG% | 2-3 66.7% |
| | 3PT% | 0-10 60% |
| | FT% | 3-11 27.3% |
| 4th | FG% | 2-7 28.6% |
| | 3PT% | 7-8 87.5% |
| GM FG% | | 20-49 40.8% |
| 3PT% | | 10-24 41.7% |
| FT% | | 14-20 70.0% |

Dead Ball Rebounds: 3, 0

| | DUKE | MIA |
|---|---|---|
| **Biggest lead** | 2 (1st 6:06) | 14 (2nd 5:56) |
| **Best Scoring Run** | 7 (1st 0:44) | 10 (2nd 2:08) |
| **Lead Changes** | 6 | |
| **Times Tied** | 2 | |
| **Time with Lead** | 02:46 | 34:45 |

| Points from | DUKE | MIA |
|---|---|---|
| **Turnovers** | 15 | 16 |
| **Paint** | 28 | 14 |
| **Second Chance** | 7 | 8 |
| **Fast Breaks** | 5 | 12 |
| **Bench** | 19 | 8 |

| Period by Period Scoring | 1st | 2nd | 3rd | 4th | TOT |
|---|---|---|---|---|---|
| **DUKE** | 15 | 8 | 19 | 17 | 58 |
| **MIA** | 14 | 19 | 16 | 15 | 64 |

## GAME TWENTY

### Miami at Wake Forest

Feb. 1, 2024 || Winston-Salem, N.C.

**Miami (FL) - 72** — Record: 14-6 (4-5)

| NO. | Name | | Min | FG M-A | 3P M-A | FT M-A | Rebounds OR | DR | TOT | Fouls PF | FD | TP | AS | TO | ST | Blocks BS | BA | +/- |
|---|---|---|---|---|---|---|---|---|---|---|---|---|---|---|---|---|---|---|
| 32 | Lazaria Spearman | F | 13:34 | 1-6 | 0-0 | 0-0 | 2 | 1 | 3 | 4 | 1 | 2 | 0 | 2 | 1 | 0 | 0 | 10 |
| 4 | Jasmyne Roberts | G | 26:50 | 6-7 | 2-3 | 1-1 | 1 | 2 | 3 | 3 | 1 | 15 | 2 | 2 | 2 | 1 | 0 | 20 |
| 5 | Jaida Patrick | G | 23:55 | 2-9 | 2-6 | 0-0 | 1 | 5 | 6 | 1 | 0 | 6 | 2 | 1 | 1 | 0 | 0 | 15 |
| 12 | Ja'Leah Williams | G | 31:08 | 1-5 | 0-3 | 0-0 | 0 | 6 | 6 | 0 | 0 | 2 | 3 | 0 | 1 | 1 | 1 | 17 |
| 30 | Shayeann Day-Wilson | G | 33:58 | 6-10 | 3-7 | 0-0 | 0 | 1 | 1 | 1 | 1 | 15 | 4 | 2 | 1 | 0 | 0 | 21 |
| 35 | Latiasha Lattimore | | 15:41 | 4-6 | 0-0 | 1-2 | 1 | 1 | 2 | 0 | 3 | 9 | 1 | 1 | 1 | 1 | 0 | 8 |
| 1 | Lemyah Hylton | | 17:04 | 3-5 | 2-3 | 1-1 | 1 | 0 | 1 | 1 | 1 | 9 | 3 | 0 | 1 | 0 | 0 | 5 |
| 13 | Lashae Dwyer | | 16:22 | 2-5 | 0-1 | 0-0 | 0 | 1 | 1 | 1 | 0 | 4 | 0 | 1 | 1 | 0 | 1 | -4 |
| 44 | Kyla Oldacre | | 14:17 | 2-3 | 0-0 | 4-4 | 3 | 2 | 5 | 3 | 4 | 8 | 1 | 0 | 1 | 0 | 0 | 6 |
| 21 | Ally Stedman | | 07:11 | 1-3 | 0-1 | 0-0 | 0 | 0 | 0 | 0 | 0 | 2 | 0 | 0 | 0 | 0 | 0 | -6 |
| Team | | | | | | | 3 | 1 | 4 | | | | 0 | | 3 | | | |
| **Totals** | | | | 38-59 | 9-24 | 7-8 | 12 | 20 | 32 | 11 | 11 | 72 | 16 | 12 | 10 | 4 | 2 | 16 |

**Technical Fouls:** NONE

| Shooting By Period | | |
|---|---|---|
| 1st | FG% | 7-13 53.8% |
| | 3PT% | 1-3 33.3% |
| | FT% | 1-1 100% |
| 2nd | FG% | 7-18 38.9% |
| | 3PT% | 1-7 14.3% |
| | FT% | 0-0 0% |
| 3rd | FG% | 6-17 35.3% |
| | 3PT% | 3-8 37.5% |
| | FT% | 5-6 83.3% |
| 4th | FG% | 8-11 72.7% |
| | 3PT% | 4-6 66.7% |
| | FT% | 1-1 100% |
| GM FG% | | 28-59 47.5% |
| 3PT% | | 9-24 37.5% |
| FT% | | 7-8 87.5% |

Dead Ball Rebounds: 3, 1

**Wake Forest - 54** — Record: 4-17 (0-9)

| NO. | Name | | Min | FG M-A | 3P M-A | FT M-A | Rebounds OR | DR | TOT | Fouls PF | FD | TP | AS | TO | ST | Blocks BS | BA | +/- |
|---|---|---|---|---|---|---|---|---|---|---|---|---|---|---|---|---|---|---|
| 5 | Malaya Cowles | F | 26:06 | 2-5 | 0-0 | 1-2 | 2 | 1 | 3 | 3 | 1 | 5 | 1 | 2 | 1 | 0 | 0 | -13 |
| 2 | Kaia Harrison | G | 29:02 | 4-12 | 0-1 | 2-2 | 2 | 1 | 3 | 1 | 3 | 10 | 2 | 1 | 0 | 0 | 1 | -20 |
| 12 | Kate Deeble | G | 32:17 | 6-10 | 3-5 | 0-0 | 1 | 1 | 2 | 1 | 1 | 15 | 6 | 2 | 0 | 0 | 1 | -15 |
| 14 | Rylie Theuerkauf | G | 14:38 | 1-7 | 1-3 | 0-0 | 1 | 2 | 3 | 0 | 1 | 3 | 0 | 0 | 0 | 0 | 2 | -8 |
| 32 | Alexandria Scruggs | G | 24:55 | 2-5 | 0-2 | 1-1 | 1 | 3 | 4 | 2 | 3 | 5 | 1 | 3 | 0 | 1 | 0 | -14 |
| 22 | Madisyn Jordan | | 11:26 | 2-2 | 2-2 | 0-0 | 1 | 0 | 1 | 2 | 1 | 6 | 0 | 0 | 1 | 1 | 0 | -11 |
| 21 | Elise Williams | | 24:32 | 2-9 | 1-4 | 2-2 | 1 | 1 | 2 | 1 | 2 | 7 | 3 | 4 | 0 | 0 | 0 | -7 |
| 0 | Alyssa Andrews | | 17:34 | 0-4 | 0-1 | 0-0 | 2 | 5 | 7 | 1 | 0 | 0 | 1 | 0 | 0 | 1 | 0 | 2 |
| 11 | Raegyn Conley | | 15:35 | 1-2 | 1-2 | 0-0 | 0 | 1 | 1 | 0 | 0 | 3 | 0 | 0 | 0 | 0 | 0 | -3 |
| 1 | Makela Quimby | | 02:27 | 0-0 | 0-0 | 0-0 | 1 | 0 | 1 | 0 | 0 | 0 | 0 | 0 | 1 | 0 | 0 | 0 |
| 4 | Aliah McWhorter | | 01:29 | 0-0 | 0-0 | 0-0 | 0 | 0 | 0 | 0 | 0 | 0 | 0 | 0 | 0 | 0 | 0 | 0 |
| Team | | | | | | | 1 | 2 | 3 | | | | 0 | | 1 | | | |
| **Totals** | | | | 20-56 | 8-20 | 6-7 | 13 | 17 | 30 | 11 | 11 | 54 | 13 | 15 | 2 | 2 | 4 | 18 |

**Technical Fouls:** NONE

| Shooting By Period | | |
|---|---|---|
| 1st | FG% | 5-13 38.5% |
| | 3PT% | 1-2 50.0% |
| | FT% | 0-0 0% |
| 2nd | FG% | 6-15 40.0% |
| | 3PT% | 3-7 42.9% |
| | FT% | 2-2 100% |
| 3rd | FG% | 4-11 36.4% |
| | 3PT% | 1-4 25.0% |
| | FT% | 3-4 75% |
| 4th | FG% | 5-17 29.4% |
| | 3PT% | 3-7 42.9% |
| | FT% | 1-1 100% |
| GM FG% | | 20-56 35.7% |
| 3PT% | | 8-20 40.0% |
| FT% | | 6-7 85.7% |

Dead Ball Rebounds: 3, 0

| | MIA | WFU |
|---|---|---|
| **Biggest lead** | 21 (4th 0:26) | 2 (1st 8:32) |
| **Best Scoring Run** | 8 (3rd 6:53) | 8 (2nd 9:23) |
| **Lead Changes** | 3 | |
| **Times Tied** | 4 | |
| **Time with Lead** | 33:23 | 01:42 |

| Points from | MIA | WFU |
|---|---|---|
| **Turnovers** | 24 | 10 |
| **Paint** | 32 | 20 |
| **Second Chance** | 11 | 7 |
| **Fast Breaks** | 9 | 7 |
| **Bench** | 32 | 16 |

| Period by Period Scoring | 1st | 2nd | 3rd | 4th | TOT |
|---|---|---|---|---|---|
| **MIA** | 16 | 15 | 20 | 21 | 72 |
| **WFU** | 11 | 17 | 12 | 14 | 54 |

# BOX SCORES

## GAME TWENTY-ONE

### Miami at Florida State

Feb. 4, 2024 || Tallahassee, Fla.

**Miami (FL) - 68** — Record: 14-7 (4-6)

| NO. | Name | Min | FG M-A | 3P M-A | FT M-A | Rebounds OR | DR | TOT | PF | Fouls FD | TP | AS | TO | ST | Blocks BS | BA | +/- |
|---|---|---|---|---|---|---|---|---|---|---|---|---|---|---|---|---|---|
| 32 | Lazaria Spearman F | 13:35 | 1-3 | 0-0 | 0-1 | 1 | 2 | 3 | 4 | 1 | 2 | 0 | 0 | 1 | 0 | 0 | -1 |
| 4 | Jasmyne Roberts G | 28:21 | 5-11 | 1-3 | 1-1 | 2 | 2 | 4 | 3 | 1 | 12 | 2 | 7 | 2 | 0 | 1 | 5 |
| 5 | Jaida Patrick G | 26:40 | 2-9 | 0-3 | 1-2 | 3 | 9 | 12 | 0 | 2 | 5 | 1 | 1 | 1 | 1 | 0 | -3 |
| 12 | Ja'Leah Williams G | 38:06 | 2-9 | 2-5 | 0-0 | 1 | 3 | 4 | 1 | 1 | 6 | 8 | 2 | 1 | 0 | 0 | -2 |
| 30 | Shayeann Day-Wilson G | 37:37 | 5-14 | 2-8 | 0-0 | 0 | 4 | 4 | 2 | 2 | 12 | 4 | 2 | 0 | 0 | 1 | -8 |
| 35 | Latasha Lattimore | 21:37 | 7-8 | 0-0 | 0-0 | 1 | 0 | 1 | 3 | 0 | 14 | 1 | 1 | 0 | 1 | 0 | 4 |
| 13 | Lashae Dwyer | 10:01 | 1-5 | 0-1 | 0-0 | 0 | 1 | 1 | 1 | 0 | 2 | 2 | 2 | 0 | 0 | 0 | -12 |
| 1 | Lemyah Hylton | 19:01 | 5-6 | 3-4 | 2-2 | 0 | 1 | 1 | 2 | 1 | 15 | 0 | 1 | 0 | 0 | 0 | -10 |
| 44 | Kyla Oldacre | 05:08 | 0-0 | 0-0 | 0-0 | 0 | 1 | 1 | 0 | 0 | 0 | 0 | 1 | 0 | 0 | 0 | -10 |
| Team | | | | | | 2 | 0 | 2 | | | | 0 | | 0 | | | |
| **Totals** | | 28-65 | 8-24 | 4-10 | 10 | 23 | 33 | 16 | 8 | 68 | 18 | 14 | 5 | 1 | 4 | 2 | -7 |

**Technical Fouls:** NONE

| Shooting By Period | | |
|---|---|---|
| 1st | FG% | 7-18 38.9% |
| | 3PT% | 1-5 20.0% |
| | FT% | 0-1 0% |
| 2nd | FG% | 6-15 40.0% |
| | 3PT% | 3-7 42.9% |
| | FT% | 3-3 100% |
| 3rd | FG% | 10-15 66.7% |
| | 3PT% | 3-6 50.0% |
| | FT% | 1-2 50% |
| 4th | FG% | 5-17 29.4% |
| | 3PT% | 1-6 16.7% |
| | FT% | 0-0 0% |
| GM FG% | | 28-65 43.1% |
| GM 3PT% | | 8-24 33.3% |
| GM FT% | | 4-6 66.7% |

Dead Ball Rebounds: 0, 2

**Florida State - 75** — Record: 15-7 (7-4)

| NO. | Name | Min | FG M-A | 3P M-A | FT M-A | Rebounds OR | DR | TOT | PF | Fouls FD | TP | AS | TO | ST | Blocks BS | BA | +/- |
|---|---|---|---|---|---|---|---|---|---|---|---|---|---|---|---|---|---|
| 21 | Makayla Timpson F | 32:40 | 5-13 | 0-0 | 4-4 | 5 | 5 | 10 | 2 | 3 | 22 | 0 | 0 | 1 | 1 | 0 | -3 |
| 00 | Ta'Niya Latson G | 32:14 | 4-11 | 1-5 | 6-6 | 1 | 6 | 7 | 1 | 5 | 15 | 6 | 4 | 0 | 0 | 0 | 16 |
| 1 | Brianna Turnage G | 18:08 | 2-3 | 1-2 | 0-0 | 2 | 3 | 5 | 1 | 0 | 5 | 0 | 1 | 2 | 0 | 0 | 2 |
| 3 | O'Mariah Gordon G | 36:09 | 6-11 | 3-5 | 1-1 | 1 | 5 | 6 | 1 | 2 | 16 | 4 | 3 | 1 | 2 | 0 | 4 |
| 4 | Sara Bejedi G | 33:27 | 3-10 | 3-8 | 2-6 | 0 | 2 | 2 | 2 | 6 | 11 | 3 | 3 | 1 | 0 | 0 | -16 |
| 2 | Alexis Tucker | 11:52 | 1-5 | 1-3 | 0-0 | 0 | 2 | 2 | 0 | 0 | 3 | 0 | 2 | 0 | 0 | 1 | -3 |
| 13 | Carla Vegas | 09:23 | 1-2 | 1-2 | 0-0 | 0 | 0 | 0 | 0 | 0 | 3 | 0 | 1 | 0 | 0 | 0 | 2 |
| 22 | Sakyia White | 07:20 | 0-1 | 0-0 | 0-0 | 0 | 2 | 2 | 1 | 0 | 0 | 0 | 1 | 1 | 1 | 0 | 19 |
| 24 | Amaya Bonner | 18:56 | 0-1 | 0-1 | 0-0 | 0 | 1 | 1 | 0 | 0 | 0 | 3 | 2 | 0 | 0 | 0 | -4 |
| Team | | | | | | 1 | 0 | 2 | 2 | | | 0 | | 0 | | | |
| **Totals** | | 29-57 | 10-28 | 13-17 | 9 | 28 | 37 | 8 | 16 | 75 | 18 | 17 | 6 | 4 | 1 | 7 | |

**Technical Fouls:** NONE

| Shooting By Period | | |
|---|---|---|
| 1st | FG% | 8-15 53.3% |
| | 3PT% | 3-7 42.9% |
| | FT% | 2-2 100% |
| 2nd | FG% | 7-17 41.2% |
| | 3PT% | 2-6 33.3% |
| | FT% | 4-7 57.1% |
| 3rd | FG% | 6-14 42.9% |
| | 3PT% | 2-7 28.6% |
| | FT% | 1-2 50% |
| 4th | FG% | 5-11 45.5% |
| | 3PT% | 3-6 50.0% |
| | FT% | 6-6 100% |
| GM FG% | | 26-57 45.6% |
| GM 3PT% | | 10-26 38.5% |
| GM FT% | | 13-17 76.5% |

Dead Ball Rebounds: 1, 1

| | UM | FSU |
|---|---|---|
| Biggest lead | 5 (4th 6:33) | 13 (3rd 8:20) |
| Best Scoring Run | 7 (2nd 2:36) | 9 (4th 1:50) |
| Lead Changes | 9 | |
| Times Tied | 8 | |
| Time with Lead | 05:27 | 31:07 |

| Points from | UM | FSU |
|---|---|---|
| Turnovers | 21 | 12 |
| Paint | 30 | 22 |
| Second Chance | 15 | 7 |
| Fast Breaks | 3 | 3 |
| Bench | 31 | 6 |

| Period by Period Scoring | 1st | 2nd | 3rd | 4th | TOT |
|---|---|---|---|---|---|
| UM | 15 | 18 | 24 | 11 | 68 |
| FSU | 21 | 20 | 15 | 19 | 75 |

## GAME TWENTY-TWO

### Miami vs. Clemson

Feb. 8, 2024 || Coral Gables, Fla.

**Clemson - 72** — Record: 11-13 (4-6)

| NO. | Name | Min | FG M-A | 3P M-A | FT M-A | Rebounds OR | DR | TOT | PF | Fouls FD | TP | AS | TO | ST | Blocks BS | BA | +/- |
|---|---|---|---|---|---|---|---|---|---|---|---|---|---|---|---|---|---|
| 3 | MaKayla Elmore F | 33:29 | 1-4 | 1-2 | 0-0 | 1 | 2 | 3 | 2 | 1 | 3 | 1 | 2 | 1 | 0 | 0 | -11 |
| 5 | Amiari Robinson F | 38:32 | 10-19 | 1-3 | 3-3 | 4 | 3 | 7 | 0 | 2 | 24 | 2 | 4 | 1 | 0 | 2 | -2 |
| 1 | Dayshanette Harris G | 39:27 | 6-14 | 3-5 | 7-10 | 0 | 6 | 6 | 2 | 13 | 22 | 6 | 3 | 3 | 0 | 1 | -3 |
| 22 | Ruby Whitehorn G | 35:48 | 3-12 | 0-5 | 0-0 | 3 | 4 | 7 | 3 | 1 | 6 | 3 | 3 | 0 | 0 | 0 | -6 |
| 30 | Madi Ott G | 41:49 | 3-7 | 3-6 | 0-0 | 1 | 1 | 2 | 1 | 0 | 9 | 3 | 0 | 0 | 0 | 0 | -4 |
| 21 | Erin Inyang | 12:05 | 0-1 | 0-0 | 3-2 | 0 | 1 | 1 | 3 | 2 | 3 | 0 | 1 | 1 | 0 | 0 | 4 |
| 2 | Nya Valentine | 16:28 | 1-5 | 1-5 | 0-0 | 0 | 0 | 0 | 0 | 0 | 3 | 1 | 0 | 0 | 0 | 0 | 7 |
| 34 | Amani Freeman | 07:24 | 0-1 | 0-0 | 3-4 | 2 | 1 | 3 | 0 | 2 | 3 | 0 | 2 | 0 | 0 | 0 | 0 |
| Team | | | | | | 2 | 2 | 4 | | | | 0 | | 1 | | | |
| **Totals** | | 24-83 | 9-26 | 15-19 | 13 | 20 | 33 | 11 | 21 | 72 | 16 | 16 | 6 | 0 | 3 | 3 | |

**Technical Fouls:** NONE

| Shooting By Period | | |
|---|---|---|
| 1st | FG% | 7-17 41.2% |
| | 3PT% | 2-6 33.3% |
| | FT% | 2-2 100% |
| 2nd | FG% | 6-17 35.3% |
| | 3PT% | 0-7 0.0% |
| | FT% | 0-0 0% |
| 3rd | FG% | 4-10 40.0% |
| | 3PT% | 3-4 75% |
| | FT% | 4-14 28.6% |
| 4th | FG% | 2-5 40.0% |
| | 3PT% | 4-6 66.7% |
| | FT% | 2-10 20.0% |
| GM FG% | | 24-83 28.9% |
| GM 3PT% | | 9-26 34.6% |
| GM FT% | | 15-19 78.9% |

Dead Ball Rebounds: 2, 1

**Miami (FL) - 75** — Record: 15-7 (5-6)

| NO. | Name | Min | FG M-A | 3P M-A | FT M-A | Rebounds OR | DR | TOT | PF | Fouls FD | TP | AS | TO | ST | Blocks BS | BA | +/- |
|---|---|---|---|---|---|---|---|---|---|---|---|---|---|---|---|---|---|
| 44 | Kyla Oldacre C | 16:01 | 2-4 | 0-0 | 0-0 | 3 | 2 | 5 | 1 | 0 | 7 | 1 | 0 | 0 | 0 | 0 | 7 |
| 4 | Jasmyne Roberts G | 21:42 | 1-3 | 0-1 | 0-0 | 0 | 2 | 2 | 2 | 0 | 2 | 3 | 1 | 2 | 0 | 0 | -7 |
| 5 | Jaida Patrick G | 25:46 | 3-9 | 3-9 | 0-0 | 1 | 1 | 2 | 3 | 3 | 9 | 2 | 2 | 2 | 0 | 0 | 12 |
| 12 | Ja'Leah Williams G | 38:13 | 5-19 | 0-3 | 1-2 | 2 | 7 | 9 | 4 | 2 | 11 | 5 | 5 | 1 | 0 | 0 | 2 |
| 30 | Shayeann Day-Wilson G | 32:25 | 5-13 | 3-7 | 4-5 | 1 | 4 | 5 | 4 | 2 | 17 | 5 | 4 | 1 | 0 | 0 | 6 |
| 35 | Latasha Lattimore | 29:53 | 2-6 | 1-2 | 4-4 | 4 | 2 | 6 | 1 | 2 | 9 | 1 | 3 | 1 | 3 | 0 | -3 |
| 1 | Lemyah Hylton | 03:00 | 1-2 | 0-1 | 0-0 | 0 | 0 | 0 | 0 | 0 | 2 | 0 | 0 | 0 | 0 | 0 | -2 |
| 13 | Lashae Dwyer | 21:35 | 3-7 | 1-5 | 0-0 | 1 | 1 | 2 | 5 | 0 | 7 | 0 | 1 | 1 | 0 | 0 | -5 |
| 21 | Ally Stedman | 07:22 | 0-2 | 0-2 | 0-0 | 0 | 1 | 1 | 2 | 0 | 0 | 1 | 0 | 1 | 0 | 0 | -3 |
| 32 | Lazaria Spearman | 27:44 | 7-12 | 0-1 | 4-4 | 3 | 7 | 10 | 1 | 4 | 18 | 1 | 1 | 1 | 0 | 0 | 13 |
| Team | | | | | | 2 | 3 | 5 | | | | 0 | | 3 | | | |
| **Totals** | | 29-68 | 8-30 | 9-12 | 18 | 26 | 44 | 21 | 11 | 75 | 18 | 21 | 8 | 3 | 0 | 3 | |

**Technical Fouls:** NONE

| Shooting By Period | | |
|---|---|---|
| 1st | FG% | 5-14 35.7% |
| | 3PT% | 0-4 0.0% |
| | FT% | 0-0 0% |
| 2nd | FG% | 6-17 35.3% |
| | 3PT% | 0-7 0.0% |
| | FT% | 0-0 0% |
| 3rd | FG% | 9-18 50.0% |
| | 3PT% | 5-9 55.6% |
| | FT% | 1-2 50% |
| 4th | FG% | 4-12 33.3% |
| | 3PT% | 1-6 16.7% |
| | FT% | 6-8 75% |
| OT FG% | | 5-7 71.4% |
| | 3PT% | 2-4 50.0% |
| | FT% | 2-2 100% |
| GM FG% | | 29-68 42.6% |
| GM 3PT% | | 8-30 26.7% |
| GM FT% | | 9-12 75.0% |

Dead Ball Rebounds: 3, 1

| | CLEM | MIA |
|---|---|---|
| Biggest lead | 18 (2nd 3:48) | 7 (1st OT 2:26) |
| Best Scoring Run | 11 (1st 2:16) | 9 (1st OT 3:51) |
| Lead Changes | 0 | |
| Times Tied | 3 | |
| Time with Lead | 35:56 | 05:36 |

| Points from | CLEM | MIA |
|---|---|---|
| Turnovers | 23 | 15 |
| Paint | 24 | 32 |
| Second Chance | 9 | 17 |
| Fast Breaks | 4 | 9 |
| Bench | 8 | 32 |

| Period by Period Scoring | 1st | 2nd | 3rd | 4th | OT | TOT |
|---|---|---|---|---|---|---|
| CLEM | 18 | 21 | 14 | 8 | 11 | 72 |
| MIA | 10 | 12 | 24 | 15 | 14 | 75 |

## GAME TWENTY-THREE

### Miami at Georgia Tech

Feb. 11, 2024 || Atlanta, Ga.

**Miami (FL) - 82** — Record: 16-7 (6-6)

| NO. | Name | Min | FG M-A | 3P M-A | FT M-A | Rebounds OR | DR | TOT | PF | Fouls FD | TP | AS | TO | ST | Blocks BS | BA | +/- |
|---|---|---|---|---|---|---|---|---|---|---|---|---|---|---|---|---|---|
| 44 | Kyla Oldacre C | 17:54 | 3-4 | 0-0 | 0-1 | 2 | 3 | 5 | 3 | 2 | 6 | 0 | 1 | 0 | 0 | 0 | 5 |
| 4 | Jasmyne Roberts G | 34:38 | 6-10 | 0-1 | 2-3 | 1 | 4 | 5 | 1 | 3 | 14 | 1 | 4 | 1 | 0 | 0 | 1 |
| 5 | Jaida Patrick G | 30:40 | 2-10 | 0-3 | 2-2 | 2 | 5 | 7 | 2 | 2 | 6 | 2 | 0 | 1 | 1 | 1 | 3 |
| 12 | Ja'Leah Williams G | 31:21 | 4-8 | 0-0 | 1-2 | 1 | 1 | 2 | 2 | 4 | 9 | 2 | 2 | 2 | 0 | 0 | -3 |
| 30 | Shayeann Day-Wilson G | 36:07 | 5-11 | 2-6 | 5-6 | 0 | 4 | 4 | 1 | 5 | 17 | 3 | 1 | 0 | 0 | 0 | 3 |
| 13 | Lashae Dwyer | 12:32 | 0-3 | 0-1 | 1-2 | 0 | 3 | 3 | 3 | 0 | 1 | 1 | 0 | 2 | 0 | 0 | 4 |
| 32 | Lazaria Spearman | 21:00 | 3-7 | 0-0 | 0-0 | 2 | 5 | 7 | 2 | 0 | 6 | 1 | 2 | 1 | 0 | 0 | 5 |
| 35 | Latasha Lattimore | 10:00 | 1-4 | 1-2 | 0-2 | 2 | 1 | 3 | 1 | 1 | 3 | 0 | 0 | 2 | 0 | 0 | -1 |
| 21 | Ally Stedman | 05:48 | 0-0 | 0-0 | 0-0 | 0 | 1 | 1 | 1 | 1 | 0 | 0 | 0 | 0 | 0 | 0 | -1 |
| Team | | | | | | 1 | 2 | 3 | | | | 0 | | 1 | | | |
| **Totals** | | 24-57 | 5-13 | 11-18 | 11 | 29 | 40 | 13 | 18 | 62 | 9 | 13 | 7 | 1 | 1 | 2 | |

**Technical Fouls:** NONE

| Shooting By Period | | |
|---|---|---|
| 1st | FG% | 4-15 26.7% |
| | 3PT% | 1-5 20.0% |
| | FT% | 3-5 60% |
| 2nd | FG% | 5-14 35.7% |
| | 3PT% | 0-2 0.0% |
| | FT% | 0-4 0% |
| 3rd | FG% | 10-15 66.7% |
| | 3PT% | 2-5 40.0% |
| | FT% | 5-5 100% |
| 4th | FG% | 5-13 38.5% |
| | 3PT% | 0-1 0.0% |
| | FT% | 3-4 75% |
| GM FG% | | 24-57 42.1% |
| GM 3PT% | | 3-13 23.1% |
| GM FT% | | 11-18 61.1% |

Dead Ball Rebounds: 2, 0

**Georgia Tech - 60** — Record: 14-11 (5-8)

| NO. | Name | Min | FG M-A | 3P M-A | FT M-A | Rebounds OR | DR | TOT | PF | Fouls FD | TP | AS | TO | ST | Blocks BS | BA | +/- |
|---|---|---|---|---|---|---|---|---|---|---|---|---|---|---|---|---|---|
| 13 | Kayla Blackshear F | 35:47 | 5-6 | 0-0 | 3-4 | 5 | 4 | 9 | 2 | 2 | 13 | 0 | 2 | 0 | 1 | 0 | -1 |
| 5 | Tonia Morgan G | 38:32 | 6-14 | 2-5 | 6-7 | 1 | 7 | 8 | 4 | 5 | 24 | 5 | 5 | 2 | 0 | 0 | 0 |
| 21 | Sydney Johnson G | 22:49 | 1-6 | 1-3 | 0-0 | 0 | 2 | 2 | 3 | 0 | 3 | 2 | 1 | 3 | 0 | 0 | -2 |
| 22 | Ines Noguero G | 21:34 | 1-6 | 0-4 | 2-3 | 1 | 6 | 7 | 3 | 4 | 4 | 2 | 2 | 0 | 0 | 1 | 5 |
| 25 | Kara Dunn G | 39:42 | 3-14 | 0-8 | 2-4 | 3 | 2 | 5 | 2 | 2 | 8 | 2 | 0 | 2 | 0 | 1 | -2 |
| 11 | Aixa Wone Aranaz | 17:48 | 0-1 | 0-0 | 0-0 | 1 | 0 | 1 | 1 | 0 | 0 | 0 | 1 | 0 | 0 | 0 | -9 |
| 23 | Rusne Augustinaite | 20:37 | 4-10 | 2-6 | 0-0 | 0 | 2 | 2 | 1 | 0 | 10 | 1 | 1 | 0 | 0 | 0 | -1 |
| 32 | D'Asia Thomas-Harris | 02:08 | 0-0 | 0-0 | 0-0 | 0 | 0 | 0 | 1 | 0 | 0 | 0 | 0 | 0 | 0 | 0 | -3 |
| 20 | Ariadna Termis | 04:03 | 0-1 | 0-1 | 0-0 | 0 | 0 | 0 | 0 | 1 | 0 | 0 | 0 | 0 | 0 | 0 | -1 |
| Team | | | | | | 1 | 4 | 5 | | | | 0 | | 0 | | | |
| **Totals** | | 21-58 | 5-27 | 13-18 | 12 | 27 | 39 | 18 | 13 | 60 | 12 | 12 | 7 | 1 | 1 | 2 | |

**Technical Fouls:** NONE

| Shooting By Period | | |
|---|---|---|
| 1st | FG% | 5-18 27.8% |
| | 3PT% | 2-8 25.0% |
| | FT% | 2-2 100% |
| 2nd | FG% | 6-15 40.0% |
| | 3PT% | 1-7 14.3% |
| | FT% | 2-3 66.7% |
| 3rd | FG% | 5-14 35.7% |
| | 3PT% | 1-6 16.7% |
| | FT% | 4-7 57.1% |
| 4th | FG% | 5-11 45.5% |
| | 3PT% | 1-6 16.7% |
| | FT% | 5-6 83.3% |
| GM FG% | | 21-58 36.2% |
| GM 3PT% | | 5-27 18.5% |
| GM FT% | | 13-18 72.2% |

Dead Ball Rebounds: 1, 0

| | MIA | GT |
|---|---|---|
| Biggest lead | 9 (4th 6:58) | 9 (2nd 5:52) |
| Best Scoring Run | 9 (4th 6:58) | 8 (2nd 7:20) |
| Lead Changes | 3 | |
| Times Tied | 5 | |
| Time with Lead | 13:16 | 23:56 |

| Points from | MIA | GT |
|---|---|---|
| Turnovers | 13 | 16 |
| Paint | 30 | 24 |
| Second Chance | 8 | 6 |
| Fast Breaks | 5 | 4 |
| Bench | 10 | 10 |

| Period by Period Scoring | 1st | 2nd | 3rd | 4th | TOT |
|---|---|---|---|---|---|
| MIA | 12 | 10 | 27 | 13 | 82 |
| GT | 14 | 15 | 15 | 16 | 60 |

## GAME TWENTY-FOUR

### Miami vs. #19/20 Syracuse

Feb. 15, 2024 || Coral Gables, Fla.

**#19 Syracuse - 71** — Record: 21-4 (11-3)

| NO. | Name | Min | FG M-A | 3P M-A | FT M-A | Rebounds OR | DR | TOT | PF | Fouls FD | TP | AS | TO | ST | Blocks BS | BA | +/- |
|---|---|---|---|---|---|---|---|---|---|---|---|---|---|---|---|---|---|
| 21 | Saniaa Wilson F | 07:31 | 1-1 | 0-0 | 0-0 | 0 | 1 | 1 | 1 | 1 | 2 | 1 | 0 | 0 | 0 | 0 | 7 |
| 22 | Kyra Wood F | 23:03 | 1-5 | 0-0 | 4-4 | 3 | 3 | 6 | 2 | 3 | 6 | 1 | 0 | 1 | 3 | 3 | 3 |
| 2 | Dyaisha Fair G | 40:00 | 4-14 | 3-9 | 0-0 | 1 | 5 | 6 | 0 | 1 | 11 | 5 | 3 | 3 | 0 | 0 | 11 |
| 5 | Georgia Woolley G | 37:38 | 10-19 | 1-6 | 3-5 | 1 | 2 | 3 | 2 | 5 | 24 | 5 | 1 | 3 | 0 | 1 | 11 |
| 25 | Alaina Rice G | 36:15 | 4-12 | 1-3 | 0-0 | 3 | 4 | 7 | 2 | 1 | 9 | 3 | 3 | 0 | 1 | 0 | 12 |
| 23 | Alyssia Latham | 32:11 | 5-8 | 0-0 | 0-0 | 4 | 2 | 6 | 3 | 2 | 10 | 2 | 1 | 2 | 0 | 1 | 8 |
| 34 | Izabel Varejão | 14:41 | 2-4 | 0-0 | 0-0 | 0 | 2 | 2 | 3 | 0 | 4 | 0 | 1 | 0 | 1 | 0 | 1 |
| 1 | Kennedi Perkins | 03:45 | 1-2 | 0-0 | 0-0 | 1 | 0 | 1 | 0 | 0 | 2 | 0 | 1 | 0 | 0 | 0 | -1 |
| 4 | Sophia Burrows | 04:55 | 1-1 | 1-1 | 0-0 | 0 | 1 | 1 | 2 | 0 | 3 | 0 | 1 | 0 | 0 | 0 | 5 |
| Team | | | | | | 4 | 0 | 4 | | | | 0 | | 1 | | | |
| **Totals** | | 29-66 | 6-19 | 7-9 | 17 | 21 | 38 | 16 | 13 | 71 | 18 | 12 | 9 | 6 | 5 | 11 | |

**Technical Fouls:** NONE

| Shooting By Period | | |
|---|---|---|
| 1st | FG% | 9-17 52.9% |
| | 3PT% | 1-5 20.0% |
| | FT% | 3-3 100% |
| 2nd | FG% | 8-16 50.0% |
| | 3PT% | 1-5 20.0% |
| | FT% | 0-0 0% |
| 3rd | FG% | 6-16 37.5% |
| | 3PT% | 1-2 50% |
| | FT% | 6-17 35.3% |
| 4th | FG% | 3-6 50.0% |
| | 3PT% | 3-6 50.0% |
| | FT% | 3-4 75% |
| GM FG% | | 29-66 43.9% |
| GM 3PT% | | 6-18 33.3% |
| GM FT% | | 7-9 77.8% |

Dead Ball Rebounds: 3, 0

**Miami (FL) - 60** — Record: 16-8 (6-7)

| NO. | Name | Min | FG M-A | 3P M-A | FT M-A | Rebounds OR | DR | TOT | PF | Fouls FD | TP | AS | TO | ST | Blocks BS | BA | +/- |
|---|---|---|---|---|---|---|---|---|---|---|---|---|---|---|---|---|---|
| 44 | Kyla Oldacre C | 15:57 | 4-6 | 0-0 | 1-2 | 3 | 3 | 6 | 1 | 4 | 9 | 0 | 1 | 1 | 1 | 1 | -16 |
| 4 | Jasmyne Roberts G | 20:43 | 1-7 | 0-0 | 2-2 | 1 | 1 | 2 | 1 | 3 | 4 | 3 | 3 | 0 | 1 | 0 | -14 |
| 5 | Jaida Patrick G | 30:31 | 3-8 | 2-3 | 1-2 | 1 | 3 | 4 | 1 | 2 | 9 | 2 | 3 | 1 | 0 | 1 | 5 |
| 12 | Ja'Leah Williams G | 31:06 | 4-8 | 1-2 | 0-0 | 2 | 2 | 4 | 4 | 0 | 9 | 2 | 2 | 0 | 0 | 1 | -10 |
| 30 | Shayeann Day-Wilson G | 33:01 | 4-11 | 1-4 | 2-2 | 0 | 1 | 1 | 3 | 2 | 11 | 2 | 2 | 1 | 0 | 0 | 0 |
| 13 | Lashae Dwyer | 19:08 | 1-8 | 0-4 | 0-0 | 0 | 2 | 2 | 1 | 2 | 2 | 0 | 1 | 0 | 0 | 1 | -8 |
| 32 | Lazaria Spearman | 24:45 | 3-5 | 0-0 | 0-0 | 2 | 4 | 6 | 1 | 2 | 6 | 0 | 2 | 1 | 1 | 1 | 3 |
| 35 | Latasha Lattimore | 24:49 | 3-5 | 0-1 | 4-4 | 2 | 4 | 6 | 0 | 2 | 10 | 1 | 1 | 0 | 2 | 0 | 3 |
| Team | | | | | | 3 | 1 | 4 | | | | 0 | | 1 | | | |
| **Totals** | | 23-58 | 4-14 | 10-12 | 14 | 19 | 33 | 13 | 16 | 60 | 12 | 15 | 7 | 5 | 6 | 4 | 11 |

**Technical Fouls:** NONE

| Shooting By Period | | |
|---|---|---|
| 1st | FG% | 5-18 27.8% |
| | 3PT% | 2-5 40.0% |
| | FT% | 0-0 0% |
| 2nd | FG% | 2-15 13.3% |
| | 3PT% | 0-2 0.0% |
| | FT% | 1-3 33.3% |
| 3rd | FG% | 3-4 75% |
| | 3PT% | 0-1 0.0% |
| | FT% | 8-14 57.1% |
| 4th | FG% | 1-4 25.0% |
| | 3PT% | 1-6 16.7% |
| | FT% | 7-8 87.5% |
| GM FG% | | 23-58 39.7% |
| GM 3PT% | | 3-14 21.4% |
| GM FT% | | 16-25 64.0% |

Dead Ball Rebounds: 2, 0

| | SU | MIA |
|---|---|---|
| Biggest lead | 17 (3rd 6:48) | 6 (1st 10:00) |
| Best Scoring Run | 8 (1st 4:16) | 5 (1st 6:52) |
| Lead Changes | 0 | |
| Times Tied | 2 | |
| Time with Lead | 38:33 | 00:00 |

| Points from | SU | MIA |
|---|---|---|
| Turnovers | 12 | 17 |
| Paint | 30 | 30 |
| Second Chance | 13 | 10 |
| Fast Breaks | 7 | 6 |
| Bench | 19 | 18 |

| Period by Period Scoring | 1st | 2nd | 3rd | 4th | TOT |
|---|---|---|---|---|---|
| SU | 22 | 17 | 14 | 18 | 71 |
| MIA | 16 | 12 | 8 | 24 | 60 |

# BOX SCORES

## GAME TWENTY-FIVE

### Miami vs. Florida State

Feb. 18, 2024 || Coral Gables, Fla.

**Florida St. - 74** — Record: 19-8 (10-5)

| NO. | Name | Min | FG M-A | 3P M-A | FT M-A | Rebounds OR | DR | TOT | Fouls PF | FD | TP | AS | TO | ST | Blocks BS | BA | +/- |
|---|---|---|---|---|---|---|---|---|---|---|---|---|---|---|---|---|---|
| 21 | Makayla Timpson F | 33:37 | 4-11 | 0-0 | 8-9 | 3 | 8 | 11 | 2 | 6 | 16 | 0 | 1 | 2 | 3 | 2 | 1 |
| 00 | Ta'Niya Latson G | 36:42 | 13-22 | 2-3 | 1-2 | 1 | 2 | 3 | 2 | 4 | 29 | 3 | 4 | 1 | 1 | 0 | 3 |
| 1 | Brianna Turnage G | 29:50 | 0-3 | 0-3 | 0-0 | 2 | 5 | 7 | 2 | 0 | 0 | 4 | 3 | 0 | 1 | 0 | 3 |
| 3 | O'Mariah Gordon G | 32:31 | 2-10 | 1-4 | 3-4 | 1 | 1 | 2 | 1 | 3 | 8 | 8 | 0 | 2 | 0 | 0 | 18 |
| 4 | Sara Bejadi G | 40:00 | 6-13 | 4-10 | 3-6 | 0 | 4 | 4 | 3 | 5 | 19 | 0 | 2 | 1 | 0 | 1 | 6 |
| 24 | Amaya Bonner | 11:28 | 1-2 | 0-1 | 0-0 | 0 | 2 | 2 | 0 | 0 | 2 | 0 | 0 | 0 | 0 | 0 | -9 |
| 2 | Alexis Tucker | 09:31 | 0-5 | 0-2 | 0-0 | 0 | 1 | 1 | 1 | 0 | 0 | 0 | 0 | 0 | 0 | 1 | 3 |
| 22 | Sakyia White | 06:23 | 0-1 | 0-0 | 1-2 | 0 | 1 | 1 | 0 | 0 | 1 | 0 | 0 | 0 | 0 | 0 | 5 |
| Team | | | | | | 5 | 3 | 8 | | | | | 2 | | | | |
| **Totals** | | 26-67 | 7-23 | 15-21 | 13 | 26 | 39 | | 11 | 18 | 74 | 16 | 12 | 6 | 5 | 4 | 6 |

**Technical Fouls:** NONE

| Shooting By Period | | | | | |
|---|---|---|---|---|---|
| 1st | FG% | 5-19 | 26.3% | | |
| | 3PT% | 2-10 | 20.0% | | |
| | FT% | 0-0 | 0% | | |
| 2nd | FG% | 9-18 | 50.0% | | |
| | 3PT% | 2-4 | 50.0% | | |
| | FT% | 6-8 | 75% | | |
| GM | FG% | 7-17 | 41.2% | | |
| | 3PT% | 1-4 | 25.0% | | |
| | FT% | 3-5 | 60% | | |
| 4th | FG% | 5-13 | 38.5% | | |
| | 3PT% | 2-5 | 40.0% | | |
| | FT% | 6-8 | 75% | | |
| GM | FG% | 26-67 | 38.8% | | |
| | 3PT% | 7-23 | 30.4% | | |
| | FT% | 15-21 | 71.4% | | |

Dead Ball Rebounds: 4, 0

**Miami (FL) - 88** — Record: 19-8 (8-6)

| NO. | Name | Min | FG M-A | 3P M-A | FT M-A | Rebounds OR | DR | TOT | Fouls PF | FD | TP | AS | TO | ST | Blocks BS | BA | +/- |
|---|---|---|---|---|---|---|---|---|---|---|---|---|---|---|---|---|---|
| 44 | Kyla Oldacre C | 08:54 | 0-0 | 0-0 | 0-0 | 1 | 1 | 2 | 0 | 0 | 0 | 0 | 0 | 0 | 0 | 0 | -4 |
| 4 | Jasmyne Roberts G | 32:22 | 5-13 | 1-3 | 4-4 | 4 | 9 | 13 | 3 | 2 | 15 | 4 | 5 | 3 | 1 | 0 | 0 |
| 5 | Jaida Patrick G | 29:56 | 3-10 | 1-5 | 0-0 | 1 | 2 | 3 | 2 | 1 | 7 | 0 | 2 | 1 | 0 | 0 | -10 |
| 12 | Ja'Leah Williams G | 28:34 | 3-7 | 0-0 | 0-0 | 1 | 5 | 6 | 4 | 2 | 6 | 2 | 4 | 2 | 0 | 2 | -2 |
| 30 | Shayeann Day-Wilson G | 36:39 | 8-17 | 4-9 | 1-2 | 0 | 5 | 5 | 2 | 3 | 21 | 3 | 0 | 1 | 0 | 0 | 1 |
| 13 | Lashae Dwyer | 25:16 | 2-10 | 1-3 | 1-2 | 5 | 2 | 7 | 5 | 1 | 6 | 1 | 1 | 1 | 0 | 1 | -3 |
| 35 | Latasha Lattimore | 18:59 | 5-11 | 0-0 | 1-2 | 3 | 1 | 4 | 1 | 2 | 11 | 1 | 0 | 0 | 1 | 1 | 6 |
| 32 | Lazaria Spearman | 17:17 | 1-4 | 0-0 | 0-0 | 4 | 1 | 5 | 1 | 1 | 2 | 1 | 1 | 0 | 2 | 0 | -17 |
| 21 | Ally Stedman | 02:03 | 0-2 | 0-1 | 0-0 | 0 | 0 | 0 | 0 | 0 | 0 | 0 | 0 | 0 | 0 | 1 | 1 |
| Team | | | | | | 2 | 4 | 6 | | | 0 | 1 | | | | | |
| **Totals** | | 27-74 | 7-21 | 7-10 | 21 | 30 | 51 | | 18 | 11 | 68 | 12 | 14 | 5 | 4 | 5 | -6 |

**Technical Fouls:** NONE

| Shooting By Period | | | | | |
|---|---|---|---|---|---|
| 1st | FG% | 7-26 | 26.9% | | |
| | 3PT% | 2-6 | 33.3% | | |
| | FT% | 0-0 | 0% | | |
| 2nd | FG% | 7-16 | 43.8% | | |
| | 3PT% | 2-6 | 33.3% | | |
| | FT% | 0-0 | 0% | | |
| GM | FG% | 6-14 | 42.9% | | |
| | 3PT% | 1-6 | 16.7% | | |
| | FT% | 3-4 | 75% | | |
| 4th | FG% | 7-16 | 38.9% | | |
| | 3PT% | 2-3 | 66.7% | | |
| | FT% | 4-6 | 66.7% | | |
| GM | FG% | 27-74 | 36.5% | | |
| | 3PT% | 7-21 | 33.3% | | |
| | FT% | 7-10 | 70.0% | | |

Dead Ball Rebounds: 3, 0

| | FSU | MIA |
|---|---|---|
| **Biggest lead** | 12 (4th 7:06) | 7 (1st 4:48) |
| **Best Scoring Run** | 8 (2nd 7:24) | 7 (1st 4:48) |
| **Lead Changes** | 7 | |
| **Times Tied** | 4 | |
| **Time with Lead** | 27:28 | 09:48 |

| Points from | FSU | MIA |
|---|---|---|
| **Turnovers** | 15 | 13 |
| **Paint** | 32 | 28 |
| **Second Chance** | 11 | 6 |
| **Fast Breaks** | 14 | 4 |
| **Bench** | 2 | 19 |

| Period by Period Scoring | 1st | 2nd | 3rd | 4th | TOT |
|---|---|---|---|---|---|
| FSU | 12 | 26 | 16 | 16 | 74 |
| MIA | 16 | 16 | 16 | 20 | 68 |

## GAME TWENTY-SIX

### Miami at Virginia

Feb. 22, 2024 || Charlottesville, Va.

**Miami (FL) - 60** — Record: 16-10 (6-6)

| NO. | Name | Min | FG M-A | 3P M-A | FT M-A | Rebounds OR | DR | TOT | Fouls PF | FD | TP | AS | TO | ST | Blocks BS | BA | +/- |
|---|---|---|---|---|---|---|---|---|---|---|---|---|---|---|---|---|---|
| 32 | Lazaria Spearman F | 24:25 | 2-8 | 0-0 | 0-0 | 2 | 3 | 5 | 2 | 2 | 4 | 2 | 3 | 0 | 0 | 1 | -6 |
| 35 | Latasha Lattimore F | 25:17 | 5-13 | 0-0 | 0-0 | 5 | 4 | 9 | 3 | 0 | 10 | 2 | 2 | 0 | 1 | 3 | -19 |
| 5 | Jaida Patrick G | 38:29 | 3-10 | 0-3 | 2-2 | 2 | 3 | 5 | 0 | 1 | 8 | 1 | 2 | 0 | 0 | 0 | -14 |
| 21 | Ally Stedman G | 10:00 | 0-0 | 0-0 | 0-0 | 0 | 1 | 1 | 2 | 1 | 0 | 0 | 2 | 0 | 0 | 0 | -7 |
| 30 | Shayeann Day-Wilson G | 40:00 | 4-14 | 1-6 | 2-2 | 0 | 3 | 3 | 3 | 2 | 11 | 4 | 3 | 1 | 0 | 1 | -17 |
| 44 | Kyla Oldacre | 23:05 | 7-9 | 0-0 | 0-0 | 3 | 3 | 6 | 4 | 2 | 14 | 0 | 1 | 1 | 1 | 2 | -6 |
| 4 | Jasmyne Roberts | 30:00 | 4-12 | 1-6 | 4-6 | 1 | 1 | 2 | 2 | 4 | 13 | 3 | 0 | 1 | 0 | 2 | -10 |
| 12 | Ja'Leah Williams | 07:46 | 0-1 | 0-0 | 0-0 | 0 | 0 | 0 | 0 | 0 | 0 | 0 | 0 | 0 | 0 | 0 | -3 |
| 13 | Lashae Dwyer | 00:56 | 0-1 | 0-0 | 0-0 | 0 | 0 | 0 | 0 | 0 | 0 | 0 | 0 | 0 | 0 | 1 | 3 |
| Team | | | | | | 4 | 2 | 6 | | | 0 | | | | | | |
| **Totals** | | 25-56 | 3-16 | 9-10 | 17 | 20 | 37 | | 16 | 12 | 60 | 12 | 13 | 3 | 2 | 10 | -17 |

**Technical Fouls:** NONE

| Shooting By Period | | | | | |
|---|---|---|---|---|---|
| 1st | FG% | 7-16 | 43.8% | | |
| | 3PT% | 1-4 | 25.0% | | |
| | FT% | 0-0 | 0% | | |
| 2nd | FG% | 9-20 | 45.0% | | |
| | 3PT% | 1-5 | 20.0% | | |
| | FT% | 0-0 | 0% | | |
| GM | FG% | 4-14 | 28.6% | | |
| | 3PT% | 0-4 | 0.0% | | |
| | FT% | 7-8 | 87.5% | | |
| 4th | FG% | 6-16 | 37.5% | | |
| | 3PT% | 0-3 | 0.0% | | |
| | FT% | 1-2 | 50% | | |
| GM | FG% | 25-56 | 37.9% | | |
| | 3PT% | 2-16 | 12.5% | | |
| | FT% | 8-10 | 80.0% | | |

Dead Ball Rebounds: 1, 0

**Virginia - 77** — Record: 13-13 (5-10)

| NO. | Name | Min | FG M-A | 3P M-A | FT M-A | Rebounds OR | DR | TOT | Fouls PF | FD | TP | AS | TO | ST | Blocks BS | BA | +/- |
|---|---|---|---|---|---|---|---|---|---|---|---|---|---|---|---|---|---|
| 20 | Camryn Taylor F | 29:44 | 8-12 | 0-0 | 2-4 | 5 | 6 | 11 | 2 | 7 | 18 | 1 | 5 | 3 | 2 | 0 | 14 |
| 33 | Sam Brunelle F | 20:49 | 0-4 | 0-3 | 2-2 | 2 | 4 | 6 | 0 | 1 | 2 | 2 | 1 | 1 | 3 | 0 | 16 |
| 1 | Paris Clark G | 26:11 | 2-10 | 1-4 | 2-4 | 2 | 3 | 5 | 1 | 2 | 7 | 9 | 2 | 0 | 1 | 1 | 18 |
| 21 | Kymora Johnson G | 35:58 | 8-17 | 5-9 | 0-0 | 1 | 3 | 4 | 1 | 1 | 21 | 4 | 4 | 3 | 0 | 1 | 12 |
| 23 | Alexa Smith G | 35:00 | 4-6 | 2-3 | 2-2 | 1 | 2 | 3 | 2 | 1 | 12 | 8 | 0 | 1 | 0 | 0 | 20 |
| 4 | Jillian Brown | 15:37 | 4-7 | 2-3 | 0-0 | 0 | 0 | 0 | 2 | 0 | 10 | 2 | 1 | 0 | 0 | 1 | -9 |
| 12 | Edessa Noyan | 07:51 | 1-1 | 1-1 | 0-0 | 2 | 0 | 2 | 0 | 2 | 3 | 1 | 1 | 0 | 0 | 1 | 5 |
| 14 | Kaydan Lawson | 03:50 | 0-0 | 0-0 | 0-0 | 0 | 0 | 0 | 0 | 1 | 0 | 0 | 0 | 1 | 1 | 0 | 5 |
| 34 | London Clarkson | 17:40 | 1-3 | 0-0 | 2-2 | 2 | 2 | 4 | 2 | 3 | 4 | 0 | 1 | 0 | 1 | 0 | 2 |
| 0 | Olivia McGhee | 03:24 | 0-1 | 0-1 | 0-0 | 0 | 1 | 1 | 1 | 0 | 0 | 0 | 1 | 0 | 0 | 0 | 0 |
| 41 | Taylor Lauterbach | 03:56 | 0-2 | 0-1 | 0-0 | 0 | 2 | 2 | 0 | 0 | 0 | 0 | 0 | 0 | 1 | 0 | 1 |
| Team | | | | | | 2 | 2 | 4 | | | 0 | 0 | | | | | |
| **Totals** | | 28-63 | 11-25 | 10-14 | 17 | 25 | 42 | 12 | 16 | 77 | 22 | 15 | 9 | 10 | 2 | 17 | |

**Technical Fouls:** NONE

| Shooting By Period | | | | | |
|---|---|---|---|---|---|
| 1st | FG% | 8-17 | 47.1% | | |
| | 3PT% | 4-8 | 50.0% | | |
| | FT% | 2-2 | 100% | | |
| 2nd | FG% | 9-15 | 60.0% | | |
| | 3PT% | 3-4 | 75.0% | | |
| | FT% | 3-4 | 75% | | |
| GM | FG% | 4-14 | 28.6% | | |
| | 3PT% | 2-8 | 25.0% | | |
| | FT% | 2-2 | 100% | | |
| 4th | FG% | 7-17 | 41.2% | | |
| | 3PT% | 2-5 | 40.0% | | |
| | FT% | 3-6 | 50% | | |
| GM | FG% | 28-63 | 44.4% | | |
| | 3PT% | 11-25 | 44.0% | | |
| | FT% | 10-14 | 71.4% | | |

Dead Ball Rebounds: 2, 0

| | MIA | UVA |
|---|---|---|
| **Biggest lead** | 0 (1st 0:00) | 18 (2nd 5:37) |
| **Best Scoring Run** | 11 (3rd 2:32) | 14 (4th 0:06) |
| **Lead Changes** | 0 | |
| **Times Tied** | 1 | |
| **Time with Lead** | 00:00 | 38:46 |

| Points from | MIA | UVA |
|---|---|---|
| **Turnovers** | 16 | 21 |
| **Paint** | 38 | 16 |
| **Second Chance** | 12 | 16 |
| **Fast Breaks** | 4 | 8 |
| **Bench** | 27 | 17 |

| Period by Period Scoring | 1st | 2nd | 3rd | 4th | TOT |
|---|---|---|---|---|---|
| MIA | 15 | 17 | 15 | 13 | 60 |
| UVA | 22 | 24 | 12 | 19 | 77 |

## GAME TWENTY-SEVEN

### Miami at Clemson

Feb. 25, 2024 || Clemson, S.C.

**Miami (FL) - 56** — Record: 17-10 (7-8)

| NO. | Name | Min | FG M-A | 3P M-A | FT M-A | Rebounds OR | DR | TOT | Fouls PF | FD | TP | AS | TO | ST | Blocks BS | BA | +/- |
|---|---|---|---|---|---|---|---|---|---|---|---|---|---|---|---|---|---|
| 32 | Lazaria Spearman F | 17:18 | 1-4 | 0-1 | 0-0 | 2 | 2 | 4 | 4 | 1 | 2 | 0 | 0 | 0 | 1 | 0 | -3 |
| 35 | Latasha Lattimore F | 10:59 | 2-4 | 0-1 | 0-0 | 1 | 4 | 5 | 1 | 1 | 4 | 0 | 5 | 1 | 0 | 0 | 3 |
| 4 | Jasmyne Roberts G | 38:20 | 11-15 | 2-4 | 2-4 | 2 | 4 | 6 | 2 | 3 | 26 | 0 | 3 | 2 | 1 | 0 | 1 |
| 5 | Jaida Patrick G | 34:33 | 3-10 | 3-7 | 2-2 | 3 | 3 | 6 | 2 | 1 | 11 | 5 | 5 | 1 | 0 | 0 | -2 |
| 30 | Shayeann Day-Wilson G | 24:11 | 1-11 | 1-6 | 0-0 | 1 | 1 | 2 | 3 | 2 | 3 | 4 | 1 | 0 | 0 | 0 | -7 |
| 12 | Ja'Leah Williams | 27:26 | 0-5 | 0-1 | 4-4 | 3 | 5 | 8 | 0 | 2 | 4 | 2 | 2 | 2 | 1 | 0 | 8 |
| 13 | Lashae Dwyer | 27:40 | 1-5 | 1-3 | 0-0 | 1 | 2 | 3 | 2 | 1 | 3 | 2 | 2 | 0 | 0 | 0 | 16 |
| 44 | Kyla Oldacre | 19:34 | 0-0 | 0-0 | 3-4 | 2 | 4 | 6 | 3 | 7 | 3 | 0 | 1 | 0 | 0 | 0 | 12 |
| 21 | Ally Stedman | 00:14 | 0-0 | 0-0 | 0-0 | 0 | 0 | 0 | 0 | 0 | 0 | 0 | 0 | 0 | 0 | 0 | 0 |
| Team | | | | | | 2 | 3 | 5 | | | 0 | | 0 | | | | |
| **Totals** | | 19-54 | 7-23 | 11-14 | 17 | 28 | 45 | 17 | 18 | 56 | 13 | 19 | 7 | 3 | 0 | 6 | |

**Technical Fouls:** NONE

| Shooting By Period | | | | | |
|---|---|---|---|---|---|
| 1st | FG% | 5-13 | 38.5% | | |
| | 3PT% | 1-3 | 33.3% | | |
| | FT% | 1-2 | 50% | | |
| 2nd | FG% | 4-18 | 22.2% | | |
| | 3PT% | 2-7 | 28.6% | | |
| | FT% | 0-0 | 0% | | |
| GM | FG% | 7-12 | 58.3% | | |
| | 3PT% | 2-5 | 40.0% | | |
| | FT% | 4-6 | 66.7% | | |
| 4th | FG% | 3-11 | 27.3% | | |
| | 3PT% | 1-5 | 20.0% | | |
| | FT% | 6-6 | 100% | | |
| GM | FG% | 19-54 | 35.2% | | |
| | 3PT% | 7-23 | 30.4% | | |
| | FT% | 11-14 | 78.6% | | |

Dead Ball Rebounds: 3, 0

**Clemson - 50** — Record: 11-17 (4-12)

| NO. | Name | Min | FG M-A | 3P M-A | FT M-A | Rebounds OR | DR | TOT | Fouls PF | FD | TP | AS | TO | ST | Blocks BS | BA | +/- |
|---|---|---|---|---|---|---|---|---|---|---|---|---|---|---|---|---|---|
| 5 | Amari Robinson F | 30:56 | 7-18 | 1-6 | 5-8 | 2 | 1 | 3 | 4 | 3 | 20 | 0 | 3 | 1 | 0 | 1 | -2 |
| 21 | Ero Inyang C | 18:32 | 0-0 | 0-0 | 0-0 | 1 | 2 | 3 | 3 | 1 | 0 | 0 | 2 | 1 | 0 | 0 | 1 |
| 1 | Dayshanatte Harris G | 36:37 | 4-13 | 2-7 | 6-8 | 1 | 1 | 2 | 1 | 7 | 16 | 6 | 5 | 4 | 0 | 0 | -6 |
| 22 | Ruby Whitehorn G | 30:01 | 3-11 | 3-7 | 0-0 | 0 | 2 | 2 | 3 | 1 | 9 | 3 | 1 | 2 | 0 | 2 | 2 |
| 30 | Madi Ott G | 17:43 | 0-2 | 0-2 | 0-0 | 0 | 2 | 2 | 0 | 1 | 0 | 0 | 0 | 0 | 0 | 0 | 2 |
| 33 | Danielle Rauch | 19:23 | 1-6 | 1-5 | 0-0 | 1 | 3 | 4 | 3 | 1 | 3 | 1 | 2 | 2 | 0 | 0 | 1 |
| 3 | MaKayla Elmore | 24:29 | 1-3 | 0-2 | 0-0 | 2 | 2 | 4 | 2 | 2 | 2 | 1 | 1 | 1 | 0 | 0 | -6 |
| 34 | Amari Freeman | 10:53 | 0-0 | 0-0 | 0-0 | 0 | 2 | 2 | 0 | 0 | 0 | 1 | 0 | 1 | 0 | 0 | -8 |
| 2 | Nya Valentine | 11:36 | 0-0 | 0-0 | 0-0 | 0 | 0 | 0 | 2 | 1 | 0 | 1 | 0 | 0 | 0 | 0 | -13 |
| Team | | | | | | 3 | 3 | 6 | | | 0 | | | | | | |
| **Totals** | | 16-53 | 7-29 | 11-16 | 10 | 18 | 28 | 18 | 17 | 50 | 13 | 14 | 12 | 0 | 3 | 6 | |

**Technical Fouls:** NONE

| Shooting By Period | | | | | |
|---|---|---|---|---|---|
| 1st | FG% | 3-13 | 23.1% | | |
| | 3PT% | 0-5 | 0.0% | | |
| | FT% | 2-2 | 100% | | |
| 2nd | FG% | 4-13 | 30.8% | | |
| | 3PT% | 1-4 | 25.0% | | |
| | FT% | 4-6 | 66.7% | | |
| GM | FG% | 7-26 | 26.9% | | |
| | 3PT% | 1-9 | 11.1% | | |
| | FT% | 6-8 | 75% | | |
| 4th | FG% | 9-27 | 33.3% | | |
| | 3PT% | 6-14 | 42.9% | | |
| | FT% | 0-0 | 0% | | |
| GM | FG% | 16-53 | 30.2% | | |
| | 3PT% | 7-23 | 30.4% | | |
| | FT% | 6-8 | 75% | | |

Dead Ball Rebounds: 4, 0

| | MIA | CLE |
|---|---|---|
| **Biggest lead** | 10 (3rd 0:00) | 3 (1st 5:01) |
| **Best Scoring Run** | 9 (3rd 1:44) | 7 (4th 3:10) |
| **Lead Changes** | 12 | |
| **Times Tied** | 6 | |
| **Time with Lead** | 25:48 | 07:08 |

| Points from | MIA | CLE |
|---|---|---|
| **Turnovers** | 11 | 15 |
| **Paint** | 18 | 10 |
| **Second Chance** | 15 | 5 |
| **Fast Breaks** | 2 | 1 |
| **Bench** | 10 | 5 |

| Period by Period Scoring | 1st | 2nd | 3rd | 4th | TOT |
|---|---|---|---|---|---|
| MIA | 13 | 10 | 20 | 13 | 56 |
| CLE | 8 | 15 | 19 | 17 | 50 |

## GAME TWENTY-EIGHT

### Miami vs. Pittsburgh

Feb. 29, 2024 || Coral Gables, Fla.

**Pittsburgh - 44** — Record: 8-22 (2-15)

| NO. | Name | Min | FG M-A | 3P M-A | FT M-A | Rebounds OR | DR | TOT | Fouls PF | FD | TP | AS | TO | ST | Blocks BS | BA | +/- |
|---|---|---|---|---|---|---|---|---|---|---|---|---|---|---|---|---|---|
| 2 | Lutu King F | 38:15 | 8-23 | 0-0 | 2-2 | 4 | 7 | 11 | 3 | 3 | 18 | 4 | 6 | 4 | 3 | 4 | -17 |
| 15 | Rapuluchi Ayodele F | 33:30 | 2-4 | 0-0 | 2-2 | 5 | 6 | 12 | 4 | 5 | 6 | 0 | 1 | 2 | 0 | 1 | -10 |
| 1 | Aaryn Battle G | 35:11 | 0-3 | 0-3 | 0-0 | 2 | 3 | 5 | 2 | 0 | 0 | 4 | 7 | 1 | 0 | 0 | -13 |
| 11 | Marley Washenitz G | 21:21 | 1-5 | 0-1 | 0-0 | 0 | 2 | 2 | 2 | 1 | 2 | 0 | 5 | 0 | 0 | 0 | -19 |
| 20 | Aislin Malcolm G | 21:50 | 1-6 | 1-3 | 1-2 | 0 | 0 | 0 | 1 | 1 | 4 | 1 | 0 | 0 | 0 | 1 | -17 |
| 10 | Bella Perkins | 27:15 | 3-12 | 2-6 | 0-0 | 0 | 2 | 2 | 0 | 0 | 8 | 0 | 1 | 0 | 0 | 0 | -11 |
| 0 | Gaylyn Hutcherson | 08:15 | 1-3 | 0-1 | 0-0 | 1 | 1 | 2 | 0 | 0 | 2 | 1 | 0 | 0 | 0 | 0 | 9 |
| 55 | Raeven Boswell | 13:59 | 2-6 | 0-0 | 0-0 | 2 | 0 | 2 | 0 | 0 | 4 | 0 | 0 | 0 | 0 | 1 | 0 |
| 3 | Jasmine Timmerson | 00:26 | 0-0 | 0-0 | 0-0 | 0 | 0 | 0 | 0 | 0 | 0 | 0 | 0 | 0 | 0 | 0 | 0 |
| Team | | | | | | 3 | 4 | 7 | | | 0 | | 2 | | | | |
| **Totals** | | 18-62 | 3-14 | 5-16 | 18 | 25 | 43 | 12 | 10 | 44 | 10 | 22 | 7 | 1 | 7 | 1 | 8 |

**Technical Fouls:** NONE

| Shooting By Period | | | | | |
|---|---|---|---|---|---|
| 1st | FG% | 3-10 | 30.0% | | |
| | 3PT% | 0-3 | 0.0% | | |
| | FT% | 4-4 | 100% | | |
| 2nd | FG% | 2-14 | 14.3% | | |
| | 3PT% | 1-4 | 25.0% | | |
| | FT% | 0-0 | 0% | | |
| GM | FG% | 10-19 | 52.6% | | |
| | 3PT% | 1-2 | 50.0% | | |
| | FT% | 0-0 | 0% | | |
| 4th | FG% | 3-19 | 15.8% | | |
| | 3PT% | 1-5 | 20.0% | | |
| | FT% | 1-2 | 50% | | |
| GM | FG% | 18-62 | 29.0% | | |
| | 3PT% | 3-14 | 21.4% | | |
| | FT% | 5-6 | 83.3% | | |

Dead Ball Rebounds: 2, 0

**Miami (FL) - 62** — Record: 18-10 (8-8)

| NO. | Name | Min | FG M-A | 3P M-A | FT M-A | Rebounds OR | DR | TOT | Fouls PF | FD | TP | AS | TO | ST | Blocks BS | BA | +/- |
|---|---|---|---|---|---|---|---|---|---|---|---|---|---|---|---|---|---|
| 32 | Lazaria Spearman F | 13:43 | 0-1 | 0-0 | 0-0 | 0 | 3 | 3 | 1 | 1 | 0 | 0 | 1 | 2 | 0 | 0 | 2 |
| 35 | Latasha Lattimore F | 23:28 | 3-8 | 0-0 | 0-1 | 1 | 7 | 8 | 0 | 1 | 6 | 0 | 3 | 2 | 2 | 0 | 12 |
| 4 | Jasmyne Roberts G | 34:11 | 7-9 | 1-2 | 2-2 | 0 | 3 | 3 | 1 | 1 | 17 | 2 | 0 | 2 | 0 | 0 | 17 |
| 5 | Jaida Patrick G | 34:32 | 5-12 | 2-6 | 4-4 | 3 | 3 | 6 | 1 | 1 | 4 | 16 | 3 | 3 | 2 | 3 | 0 | 15 |
| 30 | Shayeann Day-Wilson G | 21:28 | 1-7 | 0-2 | 0-0 | 0 | 0 | 0 | 0 | 0 | 2 | 3 | 2 | 0 | 0 | 1 | 2 |
| 12 | Ja'Leah Williams | 30:09 | 1-7 | 1-2 | 1-2 | 1 | 6 | 7 | 4 | 1 | 4 | 4 | 1 | 2 | 0 | 0 | 24 |
| 44 | Kyla Oldacre | 10:19 | 0-2 | 0-0 | 0-0 | 1 | 2 | 3 | 3 | 2 | 0 | 0 | 1 | 0 | 1 | 0 | 4 |
| 13 | Lashae Dwyer | 32:16 | 6-9 | 3-4 | 2-2 | 1 | 1 | 2 | 0 | 2 | 17 | 2 | 3 | 1 | 0 | 1 | 14 |
| Team | | | | | | 0 | 0 | 0 | | | 0 | | | | | | |
| **Totals** | | 23-55 | 7-16 | 6-11 | 7 | 25 | 32 | 10 | 12 | 62 | 15 | 15 | 11 | 7 | 1 | 6 | |

**Technical Fouls:** NONE

| Shooting By Period | | | | | |
|---|---|---|---|---|---|
| 1st | FG% | 4-13 | 30.8% | | |
| | 3PT% | 0-2 | 0.0% | | |
| | FT% | 4-4 | 100% | | |
| 2nd | FG% | 7-15 | 46.7% | | |
| | 3PT% | 3-6 | 50.0% | | |
| | FT% | 1-2 | 50% | | |
| GM | FG% | 11-28 | 39.3% | | |
| | 3PT% | 3-8 | 37.5% | | |
| | FT% | 5-6 | 83.3% | | |
| 4th | FG% | 12-27 | 44.4% | | |
| | 3PT% | 3-8 | 37.5% | | |
| | FT% | 2-2 | 100% | | |
| GM | FG% | 23-55 | 41.8% | | |
| | 3PT% | 7-16 | 43.8% | | |
| | FT% | 9-11 | 81.8% | | |

Dead Ball Rebounds: 2, 0

| | PITT | MIA |
|---|---|---|
| **Biggest lead** | 0 (1st 0:00) | 18 (2nd 2:21) |
| **Best Scoring Run** | 8 (3rd 2:26) | 9 (2nd 8:11) |
| **Lead Changes** | 0 | |
| **Times Tied** | 1 | |
| **Time with Lead** | 00:00 | 36:42 |

| Points from | PITT | MIA |
|---|---|---|
| **Turnovers** | 9 | 16 |
| **Paint** | 28 | 30 |
| **Second Chance** | 17 | 7 |
| **Fast Breaks** | 8 | 8 |
| **Bench** | 14 | 21 |

| Period by Period Scoring | 1st | 2nd | 3rd | 4th | TOT |
|---|---|---|---|---|---|
| PITT | 10 | 5 | 21 | 8 | 44 |
| MIA | 12 | 18 | 13 | 19 | 62 |

# GAME TWENTY-NINE

## Miami vs. Georgia Tech

March 3, 2023 || Coral Gables, Fla.

**Georgia Tech - 71** — **Record: 16-14 (7-11)**

| NO. | Name | Min | FG M-A | 3P M-A | FT M-A | Rebounds OR | DR | TOT | Fouls PF | FD | TP | AS | TO | ST | Blocks BS | BA | +/- |
|---|---|---|---|---|---|---|---|---|---|---|---|---|---|---|---|---|---|
| 13 | Kayla Blackshear | F 35:30 | 7-13 | 0-1 | 4-4 | 4 | 5 | 9 | 2 | 4 | 18 | 1 | 3 | 0 | 0 | 0 | 4 |
| 5 | Torrie Morgan | G 42:14 | 3-10 | 1-1 | 9-11 | 2 | 8 | 10 | 1 | 8 | 16 | 6 | 1 | 1 | 1 | 0 | 7 |
| 21 | Sydney Johnson | G 24:14 | 2-6 | 2-5 | 0-0 | 0 | 4 | 4 | 1 | 0 | 6 | 4 | 2 | 0 | 0 | 0 | 6 |
| 22 | Ines Noguero | G 31:48 | 3-12 | 2-6 | 0-0 | 0 | 3 | 3 | 4 | 1 | 8 | 0 | 2 | 2 | 0 | 1 | 9 |
| 25 | Kara Dunn | G 40:13 | 1-8 | 0-4 | 4-4 | 3 | 7 | 10 | 3 | 5 | 6 | 2 | 1 | 1 | 1 | 1 | 6 |
| 23 | Raina Augustinaite | 16:18 | 2-6 | 1-4 | 0-0 | 0 | 1 | 1 | 2 | 0 | 5 | 0 | 0 | 0 | 0 | 1 | 1 |
| 32 | D'Asia Thomas-Harris | 07:49 | 0-2 | 0-0 | 0-0 | 0 | 1 | 1 | 2 | 1 | 0 | 1 | 1 | 0 | 0 | 1 | -4 |
| 20 | Ariadna Tiernis | 15:23 | 3-5 | 1-3 | 0-0 | 1 | 0 | 1 | 2 | 0 | 7 | 1 | 1 | 0 | 0 | 0 | 9 |
| 15 | Avyonce Carter | 11:32 | 2-2 | 1-1 | 0-0 | 0 | 2 | 2 | 0 | 0 | 5 | 0 | 0 | 1 | 0 | 0 | 4 |
| Team | | | | | | 3 | 3 | 6 | | | | 0 | | 0 | | | |
| **Totals** | | | 23-64 | 8-25 | 17-19 | 14 | 30 | 44 | 17 | 19 | 71 | 15 | 11 | 5 | 2 | 4 | 5 |

**Technical Fouls:** NONE

| Shooting By Period | |
|---|---|
| 1st FG% | 5-15 33.3% |
| 3PT% | 1-6 16.7% |
| FT% | 3-4 75% |
| 2nd FG% | 7-18 38.9% |
| 3PT% | 4-8 50.0% |
| FT% | 3-3 100% |
| 3rd FG% | 6-15 40.0% |
| 3PT% | 0-4 0.0% |
| FT% | 2-2 100% |
| 4th FG% | 4-11 36.4% |
| 3PT% | 2-3 66.7% |
| FT% | 3-4 75% |
| OT FG% | 1-5 20.0% |
| 3PT% | 1-4 25.0% |
| FT% | 6-6 100% |
| GM FG% | 23-64 35.9% |
| 3PT% | 8-25 32.0% |
| FT% | 17-19 89.5% |

Dead Ball Rebounds: 1, 0

**Miami (FL) - 66** — **Record: 18-11 (8-10)**

| NO. | Name | Min | FG M-A | 3P M-A | FT M-A | Rebounds OR | DR | TOT | Fouls PF | FD | TP | AS | TO | ST | Blocks BS | BA | +/- |
|---|---|---|---|---|---|---|---|---|---|---|---|---|---|---|---|---|---|
| 32 | Lazaria Spearman | F 35:23 | 6-10 | 0-0 | 0-2 | 7 | 5 | 12 | 1 | 1 | 12 | 1 | 0 | 1 | 2 | 0 | 3 |
| 35 | Latiahna Lattimore | F 16:28 | 2-5 | 0-1 | 1-1 | 0 | 2 | 2 | 2 | 1 | 5 | 0 | 3 | 0 | 1 | 0 | 4 |
| 4 | Jasmyne Roberts | G 41:28 | 3-10 | 1-6 | 0-0 | 1 | 4 | 5 | 4 | 0 | 7 | 2 | 2 | 1 | 0 | 0 | -8 |
| 5 | Jaida Patrick | G 27:04 | 0-8 | 0-3 | 0-0 | 1 | 3 | 4 | 0 | 0 | 0 | 3 | 1 | 0 | 0 | 1 | -3 |
| 30 | Shayeann Day-Wilson | G 40:32 | 10-19 | 5-11 | 2-3 | 0 | 5 | 5 | 4 | 3 | 27 | 3 | 5 | 0 | 0 | 0 | -5 |
| 12 | Ja'Leah Williams | 33:33 | 1-6 | 0-3 | 2-3 | 0 | 4 | 4 | 4 | 2 | 4 | 2 | 2 | 4 | 1 | 0 | -3 |
| 13 | Lashae Dwyer | 30:55 | 2-8 | 0-4 | 1-6 | 6 | 2 | 8 | 3 | 3 | 5 | 0 | 0 | 1 | 0 | 0 | -5 |
| 44 | Kyla Oldacre | 09:37 | 3-3 | 0-0 | 0-1 | 2 | 2 | 4 | 1 | 4 | 6 | 0 | 0 | 0 | 0 | 0 | 4 |
| Team | | | | | | 1 | 1 | 2 | | | 0 | | 0 | | | | |
| **Totals** | | | 27-69 | 6-28 | 6-16 | 18 | 28 | 46 | 19 | 17 | 66 | 11 | 13 | 7 | 4 | 2 | -5 |

**Technical Fouls:** NONE

| Shooting By Period | |
|---|---|
| 1st FG% | 5-16 31.3% |
| 3PT% | 3-8 37.5% |
| FT% | 1-4 25% |
| 2nd FG% | 9-16 56.3% |
| 3PT% | 2-7 28.6% |
| FT% | 2-3 66.7% |
| 3rd FG% | 6-15 40.0% |
| 3PT% | 1-6 12.5% |
| FT% | 1-2 50% |
| 4th FG% | 2-7 28.6% |
| 3PT% | 0-1 0.0% |
| FT% | 0-4 0% |
| GM FG% | 27-69 39.1% |
| 3PT% | 6-28 21.4% |
| FT% | 6-16 37.5% |

Dead Ball Rebounds: 4, 0

| | GT | MIA |
|---|---|---|
| Biggest lead | 5 (11ST OT 1:08) | 4 (4TH 8:24) |
| Best Scoring Run | 7 (11TH 5:22) | 6 (3RD 1:51) |
| Lead Changes | 16 | |
| Times Tied | 8 | |
| Time with Lead | 22:47 | 16:48 |

| Points from | GT | MIA |
|---|---|---|
| Turnovers | 7 | 12 |
| Paint | 22 | 34 |
| Second Chance | 18 | 10 |
| Fast Breaks | 1 | 14 |
| Bench | 17 | 15 |

| Period by Period Scoring | 1st | 2nd | 3rd | 4th | OT | TOT |
|---|---|---|---|---|---|---|
| GT | 14 | 21 | 14 | 13 | 9 | 71 |
| MIA | 14 | 22 | 14 | 12 | 4 | 66 |

# GAME THIRTY

## Miami vs. North Carolina

March 7, 2024 || Greensboro, N.C.

**Miami (FL) - 60** — **Record: 19-11**

| NO. | Name | Min | FG M-A | 3P M-A | FT M-A | Rebounds OR | DR | TOT | Fouls PF | FD | TP | AS | TO | ST | Blocks BS | BA | +/- |
|---|---|---|---|---|---|---|---|---|---|---|---|---|---|---|---|---|---|
| 32 | Lazaria Spearman | F 20:43 | 5-8 | 0-0 | 2-4 | 5 | 5 | 10 | 4 | 4 | 12 | 0 | 1 | 0 | 0 | 2 | 7 |
| 35 | Latiahna Lattimore | F 24:57 | 4-11 | 1-4 | 3-5 | 2 | 2 | 4 | 2 | 2 | 12 | 0 | 0 | 0 | 0 | 1 | 0 |
| 4 | Jasmyne Roberts | G 35:38 | 1-9 | 0-3 | 2-2 | 0 | 6 | 6 | 2 | 4 | 4 | 1 | 2 | 0 | 3 | 0 | 2 |
| 5 | Jaida Patrick | G 25:23 | 2-6 | 0-3 | 0-0 | 1 | 5 | 6 | 4 | 2 | 4 | 1 | 4 | 1 | 0 | 0 | -11 |
| 30 | Shayeann Day-Wilson | G 38:54 | 3-8 | 2-5 | 5-6 | 1 | 2 | 3 | 2 | 7 | 13 | 5 | 1 | 0 | 0 | 0 | 3 |
| 12 | Ja'Leah Williams | 30:52 | 4-10 | 3-7 | 0-0 | 1 | 6 | 7 | 4 | 3 | 11 | 2 | 4 | 2 | 0 | 0 | -3 |
| 44 | Kyla Oldacre | 09:23 | 1-5 | 0-0 | 0-0 | 0 | 0 | 0 | 2 | 1 | 2 | 0 | 1 | 0 | 0 | 2 | -1 |
| 13 | Lashae Dwyer | 11:16 | 1-2 | 0-0 | 0-0 | 1 | 1 | 2 | 3 | 0 | 2 | 0 | 0 | 0 | 0 | 0 | 4 |
| 21 | Ally Stedman | 03:00 | 0-0 | 0-0 | 0-0 | 0 | 0 | 0 | 1 | 0 | 0 | 0 | 0 | 0 | 0 | 0 | 4 |
| Team | | | | | | 2 | 1 | 3 | | | 0 | | 0 | | | | |
| **Totals** | | 21-59 | 6-22 | 12-19 | 13 | 28 | 41 | 24 | 23 | 60 | 9 | 13 | 3 | 3 | 5 | 1 | |

**Technical Fouls:** Spearman 4TH 2:02

| Shooting By Period | |
|---|---|
| 1st FG% | 6-19 31.6% |
| 3PT% | 0-5 0.0% |
| FT% | 1-2 50% |
| 2nd FG% | 6-16 37.5% |
| 3PT% | 3-9 33.3% |
| FT% | 2-2 100% |
| 3rd FG% | 3-11 27.3% |
| 3PT% | 1-5 20.0% |
| FT% | 8-12 66.7% |
| 4th FG% | 6-13 46.2% |
| 3PT% | 2-3 66.7% |
| FT% | 1-3 33.3% |
| GM FG% | 21-59 35.6% |
| 3PT% | 6-22 27.3% |
| FT% | 12-19 63.2% |

Dead Ball Rebounds: 4, 0

**North Carolina - 59** — **Record: 19-12**

| NO. | Name | Min | FG M-A | 3P M-A | FT M-A | Rebounds OR | DR | TOT | Fouls PF | FD | TP | AS | TO | ST | Blocks BS | BA | +/- |
|---|---|---|---|---|---|---|---|---|---|---|---|---|---|---|---|---|---|
| 31 | Anya Poole | F 22:02 | 3-4 | 0-0 | 0-0 | 0 | 4 | 4 | 3 | 0 | 6 | 3 | 1 | 0 | 3 | 0 | 12 |
| 5 | Maria Gakdeng | G 27:36 | 1-1 | 0-0 | 5-10 | 3 | 1 | 4 | 5 | 8 | 8 | 2 | 3 | 1 | 2 | 0 | 6 |
| 1 | Alyssa Ustby | G 40:00 | 6-12 | 0-2 | 3-4 | 1 | 3 | 4 | 3 | 7 | 15 | 4 | 2 | 0 | 0 | 0 | 7 |
| 20 | Lexi Donarski | G 40:00 | 3-10 | 2-8 | 4-4 | 0 | 4 | 4 | 3 | 1 | 12 | 2 | 1 | 0 | 0 | 1 | -1 |
| 25 | Deja Kelly | G 38:38 | 6-20 | 2-5 | 1-1 | 0 | 9 | 9 | 3 | 4 | 15 | 0 | 2 | 1 | 0 | 1 | -2 |
| 24 | Indya Nivar | 20:56 | 1-5 | 1-2 | 0-2 | 2 | 1 | 3 | 3 | 2 | 3 | 0 | 2 | 1 | 0 | 1 | -2 |
| 0 | Alexandra Zeleya | 07:47 | 0-3 | 0-2 | 0-0 | 0 | 0 | 0 | 2 | 1 | 0 | 0 | 0 | 0 | 0 | 0 | -14 |
| 13 | Teonni Key | 01:38 | 0-0 | 0-0 | 0-0 | 0 | 0 | 0 | 1 | 0 | 0 | 0 | 0 | 0 | 0 | 0 | -4 |
| 15 | Sydney Barker | 01:23 | 0-1 | 0-1 | 0-0 | 0 | 0 | 0 | 0 | 0 | 0 | 0 | 0 | 0 | 0 | 0 | 1 |
| Team | | | | | | 1 | 3 | 4 | | | 0 | | 0 | | | | |
| **Totals** | | 20-56 | 5-21 | 14-21 | 7 | 25 | 32 | 23 | 23 | 59 | 11 | 11 | 3 | 5 | 3 | 1 | |

**Technical Fouls:** NONE

| Shooting By Period | |
|---|---|
| 1st FG% | 8-12 66.7% |
| 3PT% | 2-4 50.0% |
| FT% | 2-4 50% |
| 2nd FG% | 5-14 35.7% |
| 3PT% | 1-6 16.7% |
| FT% | 6-7 85.7% |
| 3rd FG% | 3-15 20.0% |
| 3PT% | 1-7 14.3% |
| FT% | 3-6 50% |
| 4th FG% | 4-15 26.7% |
| 3PT% | 1-4 25.0% |
| FT% | 3-4 75% |
| GM FG% | 20-56 35.7% |
| 3PT% | 5-21 23.8% |
| FT% | 14-21 66.7% |

Dead Ball Rebounds: 5, 3

| | UM | UNC |
|---|---|---|
| Biggest lead | 5 (4TH 2:02) | 14 (2ND 6:01) |
| Best Scoring Run | 10 (4TH 2:02) | 6 (2ND 7:23) |
| Lead Changes | 2 | |
| Times Tied | 3 | |
| Time with Lead | 03:09 | 33:36 |

| Points from | UM | UNC |
|---|---|---|
| Turnovers | 11 | 4 |
| Paint | 30 | 26 |
| Second Chance | 16 | 5 |
| Fast Breaks | 0 | 2 |
| Bench | 15 | 3 |

| Period by Period Scoring | 1st | 2nd | 3rd | 4th | TOT |
|---|---|---|---|---|---|
| UM | 13 | 17 | 15 | 15 | 60 |
| UNC | 20 | 17 | 10 | 12 | 59 |

**Game Notes:** Game 5 of the 2024 Ally ACC Women's Tournament ♦ 402 2:00 Miami #32 Spearman called for intentional foul ♦

# GAME THIRTY-ONE

## Miami vs. #11 Virginia Tech

March 8, 2024 || Greensboro, N.C.

**Miami (FL) - 47** — **Record: 19-12**

| NO. | Name | Min | FG M-A | 3P M-A | FT M-A | Rebounds OR | DR | TOT | Fouls PF | FD | TP | AS | TO | ST | Blocks BS | BA | +/- |
|---|---|---|---|---|---|---|---|---|---|---|---|---|---|---|---|---|---|
| 32 | Lazaria Spearman | F 21:47 | 4-5 | 0-0 | 0-0 | 0 | 3 | 3 | 2 | 1 | 8 | 0 | 2 | 0 | 1 | 0 | 3 |
| 35 | Latiahna Lattimore | F 22:54 | 2-7 | 0-0 | 0-0 | 0 | 0 | 0 | 1 | 0 | 4 | 0 | 0 | 0 | 1 | 0 | 3 |
| 4 | Jasmyne Roberts | G 33:58 | 6-14 | 0-4 | 0-0 | 0 | 4 | 4 | 3 | 2 | 12 | 1 | 4 | 3 | 0 | 0 | -8 |
| 5 | Jaida Patrick | G 12:25 | 0-3 | 0-1 | 0-0 | 0 | 3 | 3 | 0 | 0 | 0 | 0 | 2 | 0 | 0 | 1 | -3 |
| 30 | Shayeann Day-Wilson | G 32:56 | 4-12 | 1-5 | 2-5 | 1 | 5 | 6 | 3 | 5 | 11 | 2 | 2 | 0 | 0 | 1 | -3 |
| 12 | Ja'Leah Williams | 36:37 | 2-9 | 0-1 | 0-0 | 6 | 6 | 12 | 1 | 0 | 4 | 2 | 1 | 2 | 0 | 2 | -17 |
| 13 | Lashae Dwyer | 33:36 | 3-9 | 0-3 | 0-0 | 1 | 3 | 4 | 3 | 2 | 6 | 1 | 1 | 2 | 0 | 1 | -7 |
| 44 | Kyla Oldacre | 11:47 | 1-1 | 0-0 | 0-0 | 0 | 1 | 1 | 0 | 1 | 2 | 0 | 0 | 0 | 1 | 0 | -2 |
| Team | | | | | | 2 | 2 | 4 | | | 0 | | 1 | | | | |
| **Totals** | | 22-60 | 1-14 | 2-5 | 10 | 27 | 37 | 14 | 11 | 47 | 6 | 13 | 7 | 3 | 5 | 1 | -8 |

**Technical Fouls:** Coach 4TH 0:49

| Shooting By Period | |
|---|---|
| 1st FG% | 6-16 37.5% |
| 3PT% | 0-2 0.0% |
| FT% | 0-0 0% |
| 2nd FG% | 4-13 30.8% |
| 3PT% | 0-4 0.0% |
| FT% | 0-2 0% |
| 3rd FG% | 6-17 35.3% |
| 3PT% | 0-5 0.0% |
| FT% | 1-2 50% |
| 4th FG% | 6-14 42.9% |
| 3PT% | 1-3 33.3% |
| FT% | 1-1 100% |
| GM FG% | 22-60 36.7% |
| 3PT% | 1-14 7.1% |
| FT% | 2-5 40.0% |

Dead Ball Rebounds: 2, 2

**Virginia Tech - 55** — **Record: 24-6**

| NO. | Name | Min | FG M-A | 3P M-A | FT M-A | Rebounds OR | DR | TOT | Fouls PF | FD | TP | AS | TO | ST | Blocks BS | BA | +/- |
|---|---|---|---|---|---|---|---|---|---|---|---|---|---|---|---|---|---|
| 4 | Rose Micheaux | F 12:16 | 1-2 | 0-0 | 0-0 | 2 | 0 | 2 | 0 | 0 | 2 | 2 | 0 | 1 | 0 | 0 | 0 |
| 20 | Olivia Summiel | F 21:27 | 1-5 | 1-5 | 0-0 | 0 | 8 | 8 | 0 | 1 | 3 | 0 | 0 | 0 | 0 | 0 | -2 |
| 5 | Georgia Amoore | G 33:23 | 8-19 | 1-7 | 10-12 | 0 | 1 | 1 | 2 | 6 | 27 | 1 | 3 | 0 | 0 | 0 | 4 |
| 11 | Matilda Ekh | G 28:16 | 0-7 | 0-5 | 0-0 | 0 | 7 | 7 | 1 | 0 | 0 | 1 | 0 | 0 | 1 | 1 | 6 |
| 22 | Cayla King | G 34:39 | 3-6 | 2-4 | 0-0 | 0 | 1 | 1 | 2 | 1 | 8 | 2 | 1 | 2 | 2 | 0 | 6 |
| 1 | Carleigh Wenzel | 26:19 | 1-5 | 0-2 | 0-0 | 0 | 4 | 4 | 2 | 2 | 2 | 5 | 3 | 0 | 0 | 1 | 8 |
| 13 | Clara Strack | 27:42 | 5-11 | 0-0 | 0-2 | 3 | 2 | 5 | 3 | 3 | 10 | 0 | 2 | 0 | 2 | 1 | 9 |
| 10 | Carys Baker | 16:03 | 1-4 | 1-3 | 0-0 | 1 | 2 | 3 | 1 | 0 | 3 | 0 | 2 | 0 | 0 | 0 | 10 |
| Team | | | | | | 5 | 2 | 7 | | | 0 | | 0 | | | | |
| **Totals** | | 20-59 | 5-20 | 10-14 | 11 | 27 | 38 | 11 | 13 | 55 | 11 | 11 | 4 | 5 | 3 | 1 | 8 |

**Technical Fouls:** NONE

| Shooting By Period | |
|---|---|
| 1st FG% | 6-15 40.0% |
| 3PT% | 2-7 28.6% |
| FT% | 2-2 100% |
| 2nd FG% | 4-14 28.6% |
| 3PT% | 1-10 10.0% |
| FT% | 0-0 0% |
| 3rd FG% | 5-17 29.4% |
| 3PT% | 1-6 16.7% |
| FT% | 0-2 0% |
| 4th FG% | 5-13 38.5% |
| 3PT% | 1-3 33.3% |
| FT% | 8-10 80% |
| GM FG% | 20-59 33.9% |
| 3PT% | 5-26 19.2% |
| FT% | 10-14 71.4% |

Dead Ball Rebounds: 3, 2

| | UM | VT |
|---|---|---|
| Biggest lead | 3 (1ST 8:32) | 11 (4TH 0:44) |
| Best Scoring Run | 6 (3RD 4:45) | 7 (1ST 0:40) |
| Lead Changes | 7 | |
| Times Tied | 3 | |
| Time with Lead | 04:10 | 34:36 |

| Points from | UM | VT |
|---|---|---|
| Turnovers | 8 | 8 |
| Paint | 30 | 20 |
| Second Chance | 10 | 4 |
| Fast Breaks | 1 | 7 |
| Bench | 12 | 15 |

| Period by Period Scoring | 1st | 2nd | 3rd | 4th | TOT |
|---|---|---|---|---|---|
| UM | 12 | 8 | 13 | 14 | 47 |
| VT | 16 | 9 | 11 | 19 | 55 |

**Game Notes:** Game 6 (Quarterfinal) 2 of the 2024 Ally ACC Women's Tournament ♦ With this quarterfinal exercise, the ACC Women's Tournament has totaled 1.5 million fans in attendance since its inception in 1978. ♦ #1-seed Virginia Tech advances to face #4-seed Notre Dame, Saturday at 12n ET ♦

2022-23 SEASON

# SEASON STATISTICS

**Game Records**

| Record | Overall | Home | Away | Neutral |
|---|---|---|---|---|
| ALL GAMES | 19-12 | 14-4 | 4-6 | 1-2 |
| CONFERENCE | 8-10 | 5-4 | 3-6 | 0-0 |
| NON-CONFERENCE | 11-2 | 9-0 | 1-0 | 1-2 |

**Score by Periods**

| Team | 1st | 2nd | 3rd | 4th | OT | TOT |
|---|---|---|---|---|---|---|
| Miami (FL) | 474 | 503 | 507 | 564 | 18 | 2066 |
| Opponents | 466 | 495 | 408 | 482 | 20 | 1871 |

**Team Box Score**

| No. | Player | | | | Total | | 3-Point | | F-Throw | | Rebounds | | | | | | | | | | | |
|---|---|---|---|---|---|---|---|---|---|---|---|---|---|---|---|---|---|---|---|---|---|---|
| | | GP-GS | MIN | AVG | FG-FGA | FG% | 3FG-3FGA | 3FG% | FT-FTA | FT% | OFF | DEF | TOT | AVG | PF | DQ | A | TO | BLK | STL | PTS | AVG |
| 30 | DAY-WILSON, Shayeann | 31-25 | 929:14 | 30.0 | 132-319 | .414 | 60-163 | .368 | 44-61 | .721 | 12 | 73 | 85 | 2.7 | 71 | 1 | 110 | 65 | 2 | 23 | 368 | 11.9 |
| 4 | ROBERTS, Jasmyne | 31-30 | 888:36 | 28.7 | 134-288 | .465 | 26-87 | .299 | 50-64 | .781 | 40 | 111 | 151 | 4.9 | 56 | 0 | 46 | 78 | 11 | 50 | 344 | 11.1 |
| 5 | PATRICK, Jaida | 31-31 | 831:02 | 26.8 | 86-238 | .361 | 33-110 | .300 | 30-40 | .750 | 37 | 101 | 138 | 4.5 | 45 | 0 | 48 | 63 | 17 | 43 | 235 | 7.6 |
| 12 | WILLIAMS, Ja'Leah | 30-18 | 836:38 | 27.9 | 83-195 | .426 | 17-53 | .321 | 29-44 | .659 | 37 | 99 | 136 | 4.5 | 59 | 0 | 82 | 71 | 5 | 50 | 212 | 7.1 |
| 13 | DWYER, Lashae | 31-13 | 666:02 | 21.5 | 85-208 | .409 | 19-62 | .306 | 18-35 | .514 | 38 | 46 | 84 | 2.7 | 62 | 3 | 49 | 48 | 4 | 45 | 207 | 6.7 |
| 1 | HYLTON, Lemyah | 22-0 | 370:53 | 16.9 | 55-121 | .455 | 27-69 | .391 | 8-11 | .727 | 12 | 26 | 38 | 1.7 | 30 | 1 | 13 | 24 | 1 | 11 | 145 | 6.6 |
| 32 | SPEARMAN, Zee | 30-10 | 559:59 | 18.7 | 81-162 | .500 | 1-5 | .200 | 26-58 | .448 | 74 | 105 | 179 | 6.0 | 71 | 2 | 14 | 48 | 14 | 15 | 189 | 6.3 |
| 35 | LATTIMORE, Latasha | 27-6 | 404:17 | 15.0 | 60-132 | .455 | 5-17 | .294 | 27-40 | .675 | 36 | 48 | 84 | 3.1 | 29 | 0 | 13 | 30 | 34 | 9 | 152 | 5.6 |
| 44 | OLDACRE, Kyla | 31-21 | 501:07 | 16.2 | 65-114 | .570 | 0-0 | .000 | 26-45 | .578 | 60 | 77 | 137 | 4.4 | 56 | 1 | 15 | 34 | 27 | 15 | 156 | 5.0 |
| 21 | STEDMAN, Ally | 26-1 | 262:13 | 10.1 | 21-80 | .263 | 13-59 | .220 | 3-6 | .500 | 1 | 16 | 17 | 0.7 | 28 | 0 | 11 | 14 | 2 | 11 | 58 | 2.2 |
| Team | | | | | | | | | | | 69 | 68 | 137 | | | | | 24 | | | | |
| **Total** | | **31** | **6250** | | **802-1857** | **.432** | **201-625** | **.322** | **261-404** | **.646** | **416** | **770** | **1186** | **38.3** | **507** | **8** | **401** | **499** | **117** | **272** | **2066** | **66.6** |
| **Opponents** | | **31** | **6250** | | **678-1814** | **.374** | **199-654** | **.304** | **316-425** | **.744** | **392** | **694** | **1086** | **35.0** | **432** | **5** | **420** | **523** | **93** | **224** | **1871** | **60.4** |

## Team Statistics

| | UM | OPP |
|---|---|---|
| **Scoring** | **2066** | **1871** |
| Points per game | 66.6 | 60.4 |
| Scoring margin | +6.3 | - |
| **Field goals-att** | **802-1857** | **678-1814** |
| Field goal pct | .432 | .374 |
| **3 point fg-att** | **201-625** | **199-654** |
| 3-point FG pct | .322 | .304 |
| 3-pt FG made per game | 6.5 | 6.4 |
| **Free throws-att** | **261-404** | **316-425** |
| Free throw pct | .646 | .744 |
| F-Throws made per game | 8.4 | 10.2 |
| **Rebounds** | **1186** | **1086** |
| Rebounds per game | 38.3 | 35.0 |
| Rebounding margin | +3.2 | - |
| **Assists** | **401** | **420** |
| Assists per game | 12.9 | 13.5 |
| **Turnovers** | **499** | **523** |
| Turnovers per game | 16.1 | 16.9 |
| Turnover margin | +0.8 | - |
| Assist/turnover ratio | 0.8 | 0.8 |
| **Steals** | **272** | **224** |
| Steals per game | 8.8 | 7.2 |
| **Blocks** | **117** | **93** |
| Blocks per game | 3.8 | 3.0 |
| **Winning streak** | **0** | **-** |
| Home win streak | 0 | - |
| **Attendance** | **45122** | **29442** |
| Home games-Avg/Game | 18-2507 | 10-2944 |
| Neutral site-Avg/Game | - | 3-9435 |

## Team Results

| Date | Opponent | | Score | Att. |
|---|---|---|---|---|
| 11/09/2023 | Jacksonville | W | 81-53 | 3851 |
| 11/12/2023 | Fordham | W | 78-39 | 2515 |
| 11/17/2023 | Southern U. | W | 61-57 | 2188 |
| 11/24/2023 | Colgate | W | 67-49 | 2169 |
| 11/26/2023 | ETSU | W | 68-44 | 2038 |
| 11/29/2023 | at Mississippi St. | W | 74-68 | 5135 |
| 12/03/2023 | NJIT | W | 87-43 | 2629 |
| 12/08/2023 | DePaul | W | 75-70 | 2172 |
| 12/16/2023 | vs Baylor | L | 57-75 | 2279 |
| 12/20/2023 | Jackson St. | W | 59-52 | 2117 |
| 12/28/2023 | Alabama St. | W | 81-36 | 2227 |
| 12/31/2023 | Louisville | L | 72-77 | 2120 |
| 01/04/2024 | at Boston College | L | 64-70 | 819 |
| 01/07/2024 | Wake Forest | W | 77-47 | 2269 |
| 01/11/2024 | at Virginia Tech | L | 52-76 | 4672 |
| 01/14/2024 | at Notre Dame | L | 59-70 | 5905 |
| 01/18/2024 | NC State | W | 73-59 | 2366 |
| 01/25/2024 | at North Carolina | L | 61-66 | 2530 |
| 01/28/2024 | Duke | W | 64-58 | 3112 |
| 02/01/2024 | at Wake Forest | W | 72-54 | 811 |
| 02/04/2024 | at Florida St. | L | 68-75 | 2277 |
| 02/08/2024 | Clemson | Wot | 75-72 | 2391 |
| 02/11/2024 | at Georgia Tech | W | 62-60 | 2214 |
| 02/15/2024 | Syracuse | L | 60-71 | 2310 |
| 02/18/2024 | Florida St. | L | 68-74 | 3584 |
| 02/22/2024 | at Virginia | L | 60-77 | 3968 |
| 02/25/2024 | at Clemson | W | 56-50 | 1111 |
| 02/29/2024 | Pittsburgh | W | 62-44 | 2325 |
| 03/03/2024 | Georgia Tech | Lot | 66-71 | 2739 |
| 03/07/2024 | vs North Carolina | W | 60-59 | 10823 |
| 03/08/2024 | vs Virginia Tech | L | 47-55 | 15202 |

# CONFERENCE STATISTICS

**Game Records**

| Record | Overall | Home | Away | Neutral |
|---|---|---|---|---|
| ALL GAMES | 8-10 | 5-4 | 3-6 | 0-0 |
| CONFERENCE | 8-10 | 5-4 | 3-6 | 0-0 |
| NON-CONFERENCE | 0-0 | 0-0 | 0-0 | 0-0 |

**Score by Periods**

| Team | 1st | 2nd | 3rd | 4th | OT | TOT |
|---|---|---|---|---|---|---|
| Miami (FL) | 264 | 283 | 298 | 308 | 18 | 1171 |
| Opponents | 271 | 333 | 265 | 282 | 20 | 1171 |

**Team Box Score**

| No. | Player | | | | Total | | 3-Point | | F-Throw | | Rebounds | | | | | | | | | | | |
|---|---|---|---|---|---|---|---|---|---|---|---|---|---|---|---|---|---|---|---|---|---|---|
| | | GP-GS | MIN | AVG | FG-FGA | FG% | 3FG-3FGA | 3FG% | FT-FTA | FT% | OFF | DEF | TOT | AVG | PF | DQ | A | TO | BLK | STL | PTS | AVG |
| 30 | DAY-WILSON, Shayeann | 18-18 | 567:51 | 31.5 | 88-213 | .413 | 43-113 | .381 | 24-30 | .800 | 6 | 35 | 41 | 2.3 | 44 | 1 | 56 | 38 | 1 | 14 | 243 | 13.5 |
| 4 | ROBERTS, Jasmyne | 18-17 | 527:39 | 29.3 | 83-169 | .491 | 14-51 | .275 | 27-32 | .844 | 24 | 56 | 80 | 4.4 | 35 | 0 | 31 | 46 | 5 | 26 | 207 | 11.5 |
| 5 | PATRICK, Jaida | 18-18 | 522:42 | 29.0 | 51-162 | .315 | 22-79 | .278 | 18-20 | .900 | 24 | 67 | 91 | 5.1 | 26 | 0 | 34 | 37 | 9 | 23 | 142 | 7.9 |
| 12 | WILLIAMS, Ja'Leah | 18-12 | 523:16 | 29.1 | 45-112 | .402 | 10-32 | .313 | 20-31 | .645 | 19 | 69 | 88 | 4.9 | 41 | 0 | 49 | 38 | 4 | 26 | 120 | 6.7 |
| 13 | DWYER, Lashae | 18-2 | 371:21 | 20.6 | 46-119 | .387 | 12-39 | .308 | 13-25 | .520 | 23 | 23 | 46 | 2.6 | 37 | 3 | 24 | 29 | 1 | 25 | 117 | 6.5 |
| 1 | HYLTON, Lemyah | 11-0 | 152:45 | 13.9 | 25-55 | .455 | 11-27 | .407 | 4-5 | .800 | 6 | 12 | 18 | 1.6 | 12 | 0 | 6 | 11 | 1 | 3 | 65 | 5.9 |
| 35 | LATTIMORE, Latasha | 17-4 | 262:17 | 15.4 | 39-83 | .470 | 2-7 | .286 | 14-22 | .636 | 25 | 37 | 62 | 3.6 | 19 | 0 | 12 | 23 | 26 | 8 | 94 | 5.5 |
| 32 | SPEARMAN, Zee | 18-7 | 328:10 | 18.2 | 38-85 | .447 | 0-3 | .000 | 12-26 | .462 | 40 | 58 | 98 | 5.4 | 49 | 2 | 8 | 29 | 9 | 9 | 88 | 4.9 |
| 44 | OLDACRE, Kyla | 18-11 | 278:36 | 15.5 | 32-54 | .593 | 0-0 | .000 | 14-21 | .667 | 32 | 44 | 76 | 4.2 | 35 | 1 | 8 | 19 | 16 | 7 | 78 | 4.3 |
| 21 | STEDMAN, Ally | 14-1 | 115:22 | 8.2 | 7-35 | .200 | 3-24 | .125 | 0-0 | .000 | 0 | 7 | 7 | 0.5 | 14 | 0 | 6 | 9 | 0 | 4 | 17 | 1.2 |
| Team | | | | | | | | | | | 38 | 31 | 69 | | | | | 15 | | | | |
| **Total** | | **18** | **3650** | | **454-1087** | **.418** | **117-375** | **.312** | **146-212** | **.689** | **237** | **439** | **676** | **37.6** | **312** | **7** | **234** | **294** | **72** | **145** | **1171** | **65.1** |
| **Opponents** | | **18** | **3650** | | **414-1079** | **.384** | **120-376** | **.319** | **223-289** | **.772** | **245** | **424** | **669** | **37.2** | **244** | **1** | **260** | **287** | **53** | **137** | **1171** | **65.1** |

## Team Statistics

| | UM | OPP |
|---|---|---|
| **Scoring** | **1171** | **1171** |
| Points per game | 65.1 | 65.1 |
| Scoring margin | 0.0 | - |
| **Field goals-att** | **454-1087** | **414-1079** |
| Field goal pct | .418 | .384 |
| **3 point fg-att** | **117-375** | **120-376** |
| 3-point FG pct | .312 | .319 |
| 3-pt FG made per game | 6.5 | 6.7 |
| **Free throws-att** | **146-212** | **223-289** |
| Free throw pct | .689 | .772 |
| F-Throws made per game | 8.1 | 12.4 |
| **Rebounds** | **676** | **669** |
| Rebounds per game | 37.6 | 37.2 |
| Rebounding margin | +0.4 | - |
| **Assists** | **234** | **260** |
| Assists per game | 13.0 | 14.4 |
| **Turnovers** | **294** | **287** |
| Turnovers per game | 16.3 | 15.9 |
| Turnover margin | -0.4 | - |
| Assist/turnover ratio | 0.8 | 0.9 |
| **Steals** | **145** | **137** |
| Steals per game | 8.1 | 7.6 |
| **Blocks** | **72** | **53** |
| Blocks per game | 4.0 | 2.9 |
| **Winning streak** | **0** | **-** |
| Home win streak | 0 | - |
| **Attendance** | **23216** | **24307** |
| Home games-Avg/Game | 9-2580 | 9-2701 |
| Neutral site-Avg/Game | - | 0-0 |

## Team Results

| Date | Opponent | | Score | Att. |
|---|---|---|---|---|
| 12/31/2023 | Louisville | L | 72-77 | 2120 |
| 01/04/2024 | at Boston College | L | 64-70 | 819 |
| 01/07/2024 | Wake Forest | W | 77-47 | 2269 |
| 01/11/2024 | at Virginia Tech | L | 52-76 | 4672 |
| 01/14/2024 | at Notre Dame | L | 59-70 | 5905 |
| 01/18/2024 | NC State | W | 73-59 | 2366 |
| 01/25/2024 | at North Carolina | L | 61-66 | 2530 |
| 01/28/2024 | Duke | W | 64-58 | 3112 |
| 02/01/2024 | at Wake Forest | W | 72-54 | 811 |
| 02/04/2024 | at Florida St. | L | 68-75 | 2277 |
| 02/08/2024 | Clemson | Wot | 75-72 | 2391 |
| 02/11/2024 | at Georgia Tech | W | 62-60 | 2214 |
| 02/15/2024 | Syracuse | L | 60-71 | 2310 |
| 02/18/2024 | Florida St. | L | 68-74 | 3584 |
| 02/22/2024 | at Virginia | L | 60-77 | 3968 |
| 02/25/2024 | at Clemson | W | 56-50 | 1111 |
| 02/29/2024 | Pittsburgh | W | 62-44 | 2325 |
| 03/03/2024 | Georgia Tech | Lot | 66-71 | 2739 |

# NON-CONFERENCE STATISTICS

### Game Records

| Record | Overall | Home | Away | Neutral |
|---|---|---|---|---|
| ALL GAMES | 11-2 | 9-0 | 1-0 | 1-2 |
| CONFERENCE | 0-0 | 0-0 | 0-0 | 0-0 |
| NON-CONFERENCE | 11-2 | 9-0 | 1-0 | 1-2 |

### Score by Periods

| Team | 1st | 2nd | 3rd | 4th | OT | TOT |
|---|---|---|---|---|---|---|
| Miami (FL) | 210 | 220 | 209 | 256 | 0 | 895 |
| Opponents | 195 | 162 | 143 | 200 | 0 | 700 |

### Team Box Score

| No. | Player | | | | Total | | 3-Point | | F-Throw | | Rebounds | | | | | | | | | | | |
|---|---|---|---|---|---|---|---|---|---|---|---|---|---|---|---|---|---|---|---|---|---|---|
| | | GP-GS | MIN | AVG | FG-FGA | FG% | 3FG-3FGA | 3FG% | FT-FTA | FT% | OFF | DEF | TOT | AVG | PF | DQ | A | TO | BLK | STL | PTS | AVG |
| 4 | ROBERTS, Jasmyne | 13-13 | 360:57 | 27.8 | 51-119 | .429 | 12-36 | .333 | 23-32 | .719 | 16 | 55 | 71 | 5.5 | 21 | 0 | 15 | 32 | 6 | 24 | 137 | 10.5 |
| 30 | DAY-WILSON, Shayeann | 13-7 | 361:23 | 27.8 | 44-106 | .415 | 17-50 | .340 | 20-31 | .645 | 6 | 38 | 44 | 3.4 | 27 | 0 | 54 | 27 | 1 | 9 | 125 | 9.6 |
| 32 | SPEARMAN, Zee | 12-3 | 231:49 | 19.3 | 43-77 | .558 | 1-2 | .500 | 14-32 | .438 | 34 | 47 | 81 | 6.8 | 22 | 0 | 6 | 19 | 5 | 6 | 101 | 8.4 |
| 12 | WILLIAMS, Ja'Leah | 12-6 | 313:22 | 26.1 | 38-83 | .458 | 7-21 | .333 | 9-13 | .692 | 18 | 30 | 48 | 4.0 | 18 | 0 | 33 | 33 | 1 | 24 | 92 | 7.7 |
| 1 | HYLTON, Lemyah | 11-0 | 218:07 | 19.8 | 30-66 | .455 | 16-42 | .381 | 4-6 | .667 | 6 | 14 | 20 | 1.8 | 18 | 1 | 7 | 13 | 0 | 8 | 80 | 7.3 |
| 5 | PATRICK, Jaida | 13-13 | 308:20 | 23.7 | 35-76 | .461 | 11-31 | .355 | 12-20 | .600 | 13 | 34 | 47 | 3.6 | 19 | 0 | 14 | 26 | 8 | 20 | 93 | 7.2 |
| 13 | DWYER, Lashae | 13-11 | 294:41 | 22.7 | 39-89 | .438 | 7-23 | .304 | 5-10 | .500 | 15 | 23 | 38 | 2.9 | 25 | 0 | 25 | 19 | 3 | 20 | 90 | 6.9 |
| 44 | OLDACRE, Kyla | 13-10 | 222:31 | 17.1 | 33-60 | .550 | 0-0 | .000 | 12-24 | .500 | 28 | 33 | 61 | 4.7 | 21 | 0 | 7 | 15 | 11 | 8 | 78 | 6.0 |
| 35 | LATTIMORE, Latasha | 10-2 | 141:59 | 14.2 | 21-49 | .429 | 3-10 | .300 | 13-18 | .722 | 11 | 11 | 22 | 2.2 | 10 | 0 | 1 | 7 | 8 | 1 | 58 | 5.8 |
| 21 | STEDMAN, Ally | 12-0 | 146:51 | 12.2 | 14-45 | .311 | 10-35 | .286 | 3-6 | .500 | 1 | 9 | 10 | 0.8 | 14 | 0 | 5 | 5 | 2 | 7 | 41 | 3.4 |
| Team | | | | | | | | | | | 31 | 37 | 68 | | | | | 9 | | | | |
| **Total** | | **13** | **2600** | | **348-770** | **.452** | **84-250** | **.336** | **115-192** | **.599** | **179** | **331** | **510** | **39.2** | **195** | **1** | **167** | **205** | **45** | **127** | **895** | **68.8** |
| **Opponents** | | **13** | **2600** | | **264-735** | **.359** | **79-278** | **.284** | **93-136** | **.684** | **147** | **270** | **417** | **32.1** | **188** | **4** | **160** | **236** | **40** | **87** | **700** | **53.8** |

### Team Statistics

| | UM | OPP |
|---|---|---|
| **Scoring** | **895** | **700** |
| Points per game | 68.8 | 53.8 |
| Scoring margin | +15.0 | - |
| **Field goals-att** | **348-770** | **264-735** |
| Field goal pct | .452 | .359 |
| **3 point fg-att** | **84-250** | **79-278** |
| 3-point FG pct | .336 | .284 |
| 3-pt FG made per game | 6.5 | 6.1 |
| **Free throws-att** | **115-192** | **93-136** |
| Free throw pct | .599 | .684 |
| F-Throws made per game | 8.8 | 7.2 |
| **Rebounds** | **510** | **417** |
| Rebounds per game | 39.2 | 32.1 |
| Rebounding margin | +7.2 | - |
| **Assists** | **167** | **160** |
| Assists per game | 12.8 | 12.3 |
| **Turnovers** | **205** | **236** |
| Turnovers per game | 15.8 | 18.2 |
| Turnover margin | +2.4 | - |
| Assist/turnover ratio | 0.8 | 0.7 |
| **Steals** | **127** | **87** |
| Steals per game | 9.8 | 6.7 |
| **Blocks** | **45** | **40** |
| Blocks per game | 3.5 | 3.1 |
| **Winning streak** | **0** | **-** |
| Home win streak | 9 | - |
| **Attendance** | **21906** | **5135** |
| Home games-Avg/Game | 9-2434 | 1-5135 |
| Neutral site-Avg/Game | - | 3-9435 |

### Team Results

| Date | Opponent | | Score | Att. |
|---|---|---|---|---|
| 11/09/2023 | Jacksonville | W | 81-53 | 3851 |
| 11/12/2023 | Fordham | W | 78-39 | 2515 |
| 11/17/2023 | Southern U. | W | 61-57 | 2188 |
| 11/24/2023 | Colgate | W | 67-49 | 2169 |
| 11/26/2023 | ETSU | W | 68-44 | 2038 |
| 11/29/2023 | at Mississippi St. | W | 74-68 | 5135 |
| 12/03/2023 | NJIT | W | 87-43 | 2629 |
| 12/08/2023 | DePaul | W | 75-70 | 2172 |
| 12/16/2023 | vs Baylor | L | 57-75 | 2279 |
| 12/20/2023 | Jackson St. | W | 59-52 | 2117 |
| 12/28/2023 | Alabama St. | W | 81-36 | 2227 |
| 03/07/2024 | vs North Carolina | W | 60-59 | 10823 |
| 03/08/2024 | vs Virginia Tech | L | 47-55 | 15202 |

# WIN STATISTICS

**Game Records**

| Record | Overall | Home | Away | Neutral |
|---|---|---|---|---|
| ALL GAMES | 19-0 | 14-0 | 4-0 | 1-0 |
| CONFERENCE | 8-0 | 5-0 | 3-0 | 0-0 |
| NON-CONFERENCE | 11-0 | 9-0 | 1-0 | 1-0 |

**Score by Periods**

| Team | 1st | 2nd | 3rd | 4th | OT | TOT |
|---|---|---|---|---|---|---|
| Miami (FL) | 300 | 315 | 335 | 368 | 14 | 1332 |
| Opponents | 249 | 249 | 234 | 271 | 11 | 1014 |

**Team Box Score**

| No. | Player | | | | Total | | 3-Point | | | F-Throw | | Rebounds | | | | | | | | | | | |
|---|---|---|---|---|---|---|---|---|---|---|---|---|---|---|---|---|---|---|---|---|---|---|---|
| | | GP-GS | MIN | AVG | FG-FGA | FG% | 3FG-3FGA | 3FG% | | FT-FTA | FT% | OFF | DEF | TOT | AVG | PF | DQ | A | TO | BLK | STL | PTS | AVG |
| 4 | ROBERTS, Jasmyne | 19-19 | 553:09 | 29.1 | 94-177 | .531 | 21-53 | .396 | | 33-44 | .750 | 22 | 75 | 97 | 5.1 | 30 | 0 | 26 | 42 | 8 | 38 | 242 | 12.7 |
| 30 | DAY-WILSON, Shayeann | 19-13 | 532:23 | 28.0 | 70-173 | .405 | 36-94 | .383 | | 24-34 | .706 | 6 | 39 | 45 | 2.4 | 33 | 0 | 78 | 37 | 2 | 13 | 200 | 10.5 |
| 5 | PATRICK, Jaida | 19-19 | 512:41 | 27.0 | 56-138 | .406 | 23-69 | .333 | | 22-30 | .733 | 26 | 55 | 81 | 4.3 | 33 | 0 | 33 | 39 | 14 | 32 | 157 | 8.3 |
| 12 | WILLIAMS, Ja'Leah | 18-12 | 509:13 | 28.3 | 52-116 | .448 | 11-33 | .333 | | 20-29 | .690 | 20 | 59 | 79 | 4.4 | 33 | 0 | 55 | 45 | 3 | 32 | 135 | 7.5 |
| 32 | SPEARMAN, Zee | 18-6 | 339:45 | 18.9 | 55-106 | .519 | 1-4 | .250 | | 21-44 | .477 | 47 | 69 | 116 | 6.4 | 38 | 0 | 10 | 27 | 6 | 11 | 132 | 7.3 |
| 13 | DWYER, Lashae | 19-10 | 415:56 | 21.9 | 57-130 | .438 | 15-39 | .385 | | 9-17 | .529 | 21 | 31 | 52 | 2.7 | 31 | 1 | 31 | 31 | 4 | 28 | 138 | 7.3 |
| 1 | HYLTON, Lemyah | 15-0 | 248:58 | 16.6 | 38-78 | .487 | 21-46 | .457 | | 5-7 | .714 | 7 | 18 | 25 | 1.7 | 19 | 1 | 11 | 12 | 1 | 8 | 102 | 6.8 |
| 35 | LATTIMORE, Latasha | 15-3 | 224:09 | 14.9 | 34-71 | .479 | 5-15 | .333 | | 20-31 | .645 | 21 | 31 | 52 | 3.5 | 12 | 0 | 5 | 20 | 20 | 8 | 93 | 6.2 |
| 44 | OLDACRE, Kyla | 19-13 | 314:04 | 16.5 | 39-70 | .557 | 0-0 | .000 | | 18-33 | .545 | 41 | 49 | 90 | 4.7 | 36 | 1 | 12 | 23 | 16 | 10 | 96 | 5.1 |
| 21 | STEDMAN, Ally | 18-0 | 174:42 | 9.7 | 13-49 | .265 | 8-36 | .222 | | 3-6 | .500 | 0 | 13 | 13 | 0.7 | 20 | 0 | 6 | 8 | 2 | 9 | 37 | 2.1 |
| Team | | | | | | | | | | | | 39 | 47 | 86 | | | | | 17 | | | | |
| **Total** | | **19** | **3825** | | **508-1108** | **.458** | **141-389** | **.362** | | **175-275** | **.636** | **250** | **486** | **736** | **38.7** | **285** | **3** | **267** | **301** | **76** | **189** | **1332** | **70.1** |
| **Opponents** | | **19** | **3825** | | **372-1082** | **.344** | **111-409** | **.271** | | **159-222** | **.716** | **236** | **386** | **622** | **32.7** | **273** | **4** | **236** | **343** | **44** | **131** | **1014** | **53.4** |

## Team Statistics

| | UM | OPP |
|---|---|---|
| **Scoring** | **1332** | **1014** |
| Points per game | 70.1 | 53.4 |
| Scoring margin | +16.7 | - |
| **Field goals-att** | **508-1108** | **372-1082** |
| Field goal pct | .458 | .344 |
| **3 point fg-att** | **141-389** | **111-409** |
| 3-point FG pct | .362 | .271 |
| 3-pt FG made per game | 7.4 | 5.8 |
| **Free throws-att** | **175-275** | **159-222** |
| Free throw pct | .636 | .716 |
| F-Throws made per game | 9.2 | 8.4 |
| **Rebounds** | **736** | **622** |
| Rebounds per game | 38.7 | 32.7 |
| Rebounding margin | +6.0 | - |
| **Assists** | **267** | **236** |
| Assists per game | 14.1 | 12.4 |
| **Turnovers** | **301** | **343** |
| Turnovers per game | 15.8 | 18.1 |
| Turnover margin | +2.2 | - |
| Assist/turnover ratio | 0.9 | 0.7 |
| **Steals** | **189** | **131** |
| Steals per game | 9.9 | 6.9 |
| **Blocks** | **76** | **44** |
| Blocks per game | 4.0 | 2.3 |
| **Winning streak** | **19** | **-** |
| Home win streak | 14 | - |
| **Attendance** | **34369** | **9271** |
| Home games-Avg/Game | 14-2455 | 4-2318 |
| Neutral site-Avg/Game | - | 1-10823 |

## Team Results

| Date | Opponent | | Score | Att. |
|---|---|---|---|---|
| 11/09/2023 | Jacksonville | W | 81-53 | 3851 |
| 11/12/2023 | Fordham | W | 78-39 | 2515 |
| 11/17/2023 | Southern U. | W | 61-57 | 2188 |
| 11/24/2023 | Colgate | W | 67-49 | 2169 |
| 11/26/2023 | ETSU | W | 68-44 | 2038 |
| 11/29/2023 | at Mississippi St. | W | 74-68 | 5135 |
| 12/03/2023 | NJIT | W | 87-43 | 2629 |
| 12/08/2023 | DePaul | W | 75-70 | 2172 |
| 12/20/2023 | Jackson St. | W | 59-52 | 2117 |
| 12/28/2023 | Alabama St. | W | 81-36 | 2227 |
| 01/07/2024 | Wake Forest | W | 77-47 | 2269 |
| 01/18/2024 | NC State | W | 73-59 | 2366 |
| 01/28/2024 | Duke | W | 64-58 | 3112 |
| 02/01/2024 | at Wake Forest | W | 72-54 | 811 |
| 02/08/2024 | Clemson | Wot | 75-72 | 2391 |
| 02/11/2024 | at Georgia Tech | W | 62-60 | 2214 |
| 02/25/2024 | at Clemson | W | 56-50 | 1111 |
| 02/29/2024 | Pittsburgh | W | 62-44 | 2325 |
| 03/07/2024 | vs North Carolina | W | 60-59 | 10823 |

# LOSS STATISTICS

**Game Records**

| Record | Overall | Home | Away | Neutral |
|---|---|---|---|---|
| ALL GAMES | 0-12 | 0-4 | 0-6 | 0-2 |
| CONFERENCE | 0-10 | 0-4 | 0-6 | 0-0 |
| NON-CONFERENCE | 0-2 | 0-0 | 0-0 | 0-2 |

**Score by Periods**

| Team | 1st | 2nd | 3rd | 4th | OT | TOT |
|---|---|---|---|---|---|---|
| Miami (FL) | 174 | 188 | 172 | 196 | 4 | 734 |
| Opponents | 217 | 246 | 174 | 211 | 9 | 857 |

**Team Box Score**

| No. | Player | | | | Total | | 3-Point | | F-Throw | | Rebounds | | | | | | | | | | | |
|---|---|---|---|---|---|---|---|---|---|---|---|---|---|---|---|---|---|---|---|---|---|---|
| | | GP-GS | MIN | AVG | FG-FGA | FG% | 3FG-3FGA | 3FG% | FT-FTA | FT% | OFF | DEF | TOT | AVG | PF | DQ | A | TO | BLK | STL | PTS | AVG |
| 30 | DAY-WILSON, Shayeann | 12-12 | 396:51 | 33.1 | 62-146 | .425 | 24-69 | .348 | 20-27 | .741 | 6 | 34 | 40 | 3.3 | 38 | 1 | 32 | 28 | 0 | 10 | 168 | 14.0 |
| 4 | ROBERTS, Jasmyne | 12-11 | 335:27 | 28.0 | 40-111 | .360 | 5-34 | .147 | 17-20 | .850 | 18 | 36 | 54 | 4.5 | 26 | 0 | 20 | 36 | 3 | 12 | 102 | 8.5 |
| 5 | PATRICK, Jaida | 12-12 | 318:21 | 26.5 | 30-100 | .300 | 10-41 | .244 | 8-10 | .800 | 11 | 46 | 57 | 4.8 | 12 | 0 | 15 | 24 | 3 | 11 | 78 | 6.5 |
| 12 | WILLIAMS, Ja'Leah | 12-6 | 327:26 | 27.3 | 31-79 | .392 | 6-20 | .300 | 9-15 | .600 | 17 | 40 | 57 | 4.8 | 26 | 0 | 27 | 26 | 2 | 18 | 77 | 6.4 |
| 1 | HYLTON, Lemyah | 7-0 | 121:54 | 17.4 | 17-43 | .395 | 6-23 | .261 | 3-4 | .750 | 5 | 8 | 13 | 1.9 | 11 | 0 | 2 | 12 | 0 | 3 | 43 | 6.1 |
| 13 | DWYER, Lashae | 12-3 | 250:06 | 20.8 | 28-78 | .359 | 4-23 | .174 | 9-18 | .500 | 17 | 15 | 32 | 2.7 | 31 | 2 | 18 | 17 | 0 | 17 | 69 | 5.8 |
| 44 | OLDACRE, Kyla | 12-8 | 187:03 | 15.6 | 26-44 | .591 | 0-0 | .000 | 8-12 | .667 | 19 | 28 | 47 | 3.9 | 20 | 0 | 3 | 11 | 11 | 5 | 60 | 5.0 |
| 35 | LATTIMORE, Latasha | 12-3 | 180:08 | 15.0 | 26-61 | .426 | 0-2 | .000 | 7-9 | .778 | 15 | 17 | 32 | 2.7 | 17 | 0 | 8 | 10 | 14 | 1 | 59 | 4.9 |
| 32 | SPEARMAN, Zee | 12-4 | 220:14 | 18.4 | 26-56 | .464 | 0-1 | .000 | 5-14 | .357 | 27 | 36 | 63 | 5.3 | 33 | 2 | 4 | 21 | 8 | 4 | 57 | 4.8 |
| 21 | STEDMAN, Ally | 8-1 | 87:30 | 10.9 | 8-31 | .258 | 5-23 | .217 | 0-0 | .000 | 1 | 3 | 4 | 0.5 | 8 | 0 | 5 | 6 | 0 | 2 | 21 | 2.6 |
| Team | | | | | | | | | | | 30 | 21 | 51 | | | | | 7 | | | | |
| **Total** | | **12** | **2425** | | **294-749** | **.393** | **60-236** | **.254** | **86-129** | **.667** | **166** | **284** | **450** | **37.5** | **222** | **5** | **134** | **198** | **41** | **83** | **734** | **61.2** |
| **Opponents** | | **12** | **2425** | | **306-732** | **.418** | **88-245** | **.359** | **157-203** | **.773** | **156** | **308** | **464** | **38.7** | **159** | **1** | **184** | **180** | **49** | **93** | **857** | **71.4** |

**Team Statistics**

| | UM | OPP |
|---|---|---|
| **Scoring** | **734** | **857** |
| Points per game | 61.2 | 71.4 |
| Scoring margin | -10.3 | - |
| **Field goals-att** | **294-749** | **306-732** |
| Field goal pct | .393 | .418 |
| **3 point fg-att** | **60-236** | **88-245** |
| 3-point FG pct | .254 | .359 |
| 3-pt FG made per game | 5.0 | 7.3 |
| **Free throws-att** | **86-129** | **157-203** |
| Free throw pct | .667 | .773 |
| F-Throws made per game | 7.2 | 13.1 |
| **Rebounds** | **450** | **464** |
| Rebounds per game | 37.5 | 38.7 |
| Rebounding margin | -1.2 | - |
| **Assists** | **134** | **184** |
| Assists per game | 11.2 | 15.3 |
| **Turnovers** | **198** | **180** |
| Turnovers per game | 16.5 | 15.0 |
| Turnover margin | -1.5 | - |
| Assist/turnover ratio | 0.7 | 1.0 |
| **Steals** | **83** | **93** |
| Steals per game | 6.9 | 7.8 |
| **Blocks** | **41** | **49** |
| Blocks per game | 3.4 | 4.1 |
| **Winning streak** | **0** | **-** |
| Home win streak | 0 | - |
| **Attendance** | **10753** | **20171** |
| Home games-Avg/Game | 4-2688 | 6-3362 |
| Neutral site-Avg/Game | - | 2-8741 |

**Team Results**

| Date | Opponent | | Score | Att. |
|---|---|---|---|---|
| 12/16/2023 | vs Baylor | L | 57-75 | 2279 |
| 12/31/2023 | Louisville | L | 72-77 | 2120 |
| 01/04/2024 | at Boston College | L | 64-70 | 819 |
| 01/11/2024 | at Virginia Tech | L | 52-76 | 4672 |
| 01/14/2024 | at Notre Dame | L | 59-70 | 5905 |
| 01/25/2024 | at North Carolina | L | 61-66 | 2530 |
| 02/04/2024 | at Florida St. | L | 68-75 | 2277 |
| 02/15/2024 | Syracuse | L | 60-71 | 2310 |
| 02/18/2024 | Florida St. | L | 68-74 | 3584 |
| 02/22/2024 | at Virginia | L | 60-77 | 3968 |
| 03/03/2024 | Georgia Tech | Lot | 66-71 | 2739 |
| 03/08/2024 | vs Virginia Tech | L | 47-55 | 15202 |

# HOME STATISTICS

**Game Records**

| Record | Overall | Home | Away | Neutral |
|---|---|---|---|---|
| ALL GAMES | 14-4 | 14-4 | 0-0 | 0-0 |
| CONFERENCE | 5-4 | 5-4 | 0-0 | 0-0 |
| NON-CONFERENCE | 9-0 | 9-0 | 0-0 | 0-0 |

**Score by Periods**

| Team | 1st | 2nd | 3rd | 4th | OT | TOT |
|---|---|---|---|---|---|---|
| Miami (FL) | 297 | 311 | 295 | 353 | 18 | 1274 |
| Opponents | 244 | 249 | 241 | 262 | 20 | 1016 |

**Team Box Score**

| No. | Player | | | | Total | | 3-Point | | F-Throw | | Rebounds | | | | | | | | | | | |
|---|---|---|---|---|---|---|---|---|---|---|---|---|---|---|---|---|---|---|---|---|---|---|
| | | GP-GS | MIN | AVG | FG-FGA | FG% | 3FG-3FGA | 3FG% | FT-FTA | FT% | OFF | DEF | TOT | AVG | PF | DQ | A | TO | BLK | STL | PTS | AVG |
| 30 | DAY-WILSON, Shayeann | 18-13 | 519:35 | 28.9 | 78-179 | .436 | 37-92 | .402 | 18-27 | .667 | 4 | 39 | 43 | 2.4 | 36 | 0 | 66 | 38 | 2 | 16 | 211 | 11.7 |
| 4 | ROBERTS, Jasmyne | 18-18 | 515:56 | 28.7 | 78-167 | .467 | 16-51 | .314 | 32-38 | .842 | 23 | 68 | 91 | 5.1 | 32 | 0 | 31 | 34 | 4 | 37 | 204 | 11.3 |
| 5 | PATRICK, Jaida | 18-18 | 491:34 | 27.3 | 55-132 | .417 | 22-62 | .355 | 20-29 | .690 | 23 | 46 | 69 | 3.8 | 28 | 0 | 28 | 35 | 14 | 30 | 152 | 8.4 |
| 13 | DWYER, Lashae | 18-10 | 422:23 | 23.5 | 59-140 | .421 | 15-45 | .333 | 13-25 | .520 | 30 | 26 | 56 | 3.1 | 37 | 2 | 30 | 30 | 4 | 30 | 146 | 8.1 |
| 12 | WILLIAMS, Ja'Leah | 17-11 | 473:47 | 27.9 | 53-110 | .482 | 10-26 | .385 | 21-32 | .656 | 17 | 50 | 67 | 3.9 | 40 | 0 | 53 | 50 | 3 | 33 | 137 | 8.1 |
| 32 | SPEARMAN, Zee | 17-4 | 338:40 | 19.9 | 52-96 | .542 | 1-4 | .250 | 18-38 | .474 | 44 | 62 | 106 | 6.2 | 28 | 0 | 11 | 28 | 10 | 11 | 123 | 7.2 |
| 1 | HYLTON, Lemyah | 14-0 | 222:44 | 15.9 | 34-71 | .479 | 18-41 | .439 | 3-6 | .500 | 8 | 19 | 27 | 1.9 | 18 | 1 | 8 | 12 | 0 | 8 | 89 | 6.4 |
| 35 | LATTIMORE, Latasha | 14-2 | 214:18 | 15.3 | 31-66 | .470 | 2-9 | .222 | 21-27 | .778 | 18 | 28 | 46 | 3.3 | 11 | 0 | 7 | 18 | 25 | 4 | 85 | 6.1 |
| 44 | OLDACRE, Kyla | 18-14 | 287:37 | 16.0 | 38-64 | .594 | 0-0 | .000 | 14-29 | .483 | 38 | 47 | 85 | 4.7 | 33 | 1 | 11 | 20 | 16 | 10 | 90 | 5.0 |
| 21 | STEDMAN, Ally | 15-0 | 163:25 | 10.9 | 13-49 | .265 | 8-36 | .222 | 3-6 | .500 | 0 | 12 | 12 | 0.8 | 18 | 0 | 6 | 8 | 2 | 9 | 37 | 2.5 |
| Team | | | | | | | | | | | 37 | 47 | 84 | | | | | 14 | | | | |
| **Total** | | **18** | **3650** | | **491-1074** | **.457** | **129-366** | **.352** | **163-257** | **.634** | **242** | **444** | **686** | **38.1** | **281** | **4** | **251** | **287** | **80** | **188** | **1274** | **70.8** |
| **Opponents** | | **18** | **3650** | | **377-1054** | **.358** | **100-358** | **.279** | **162-220** | **.736** | **246** | **379** | **625** | **34.7** | **252** | **2** | **225** | **338** | **49** | **127** | **1016** | **56.4** |

## Team Statistics

| | UM | OPP |
|---|---|---|
| **Scoring** | **1274** | **1016** |
| Points per game | 70.8 | 56.4 |
| Scoring margin | +14.3 | - |
| **Field goals-att** | **491-1074** | **377-1054** |
| Field goal pct | .457 | .358 |
| **3 point fg-att** | **129-366** | **100-358** |
| 3-point FG pct | .352 | .279 |
| 3-pt FG made per game | 7.2 | 5.6 |
| **Free throws-att** | **163-257** | **162-220** |
| Free throw pct | .634 | .736 |
| F-Throws made per game | 9.1 | 9.0 |
| **Rebounds** | **686** | **625** |
| Rebounds per game | 38.1 | 34.7 |
| Rebounding margin | +3.4 | - |
| **Assists** | **251** | **225** |
| Assists per game | 13.9 | 12.5 |
| **Turnovers** | **287** | **338** |
| Turnovers per game | 15.9 | 18.8 |
| Turnover margin | +2.8 | - |
| Assist/turnover ratio | 0.9 | 0.7 |
| **Steals** | **188** | **127** |
| Steals per game | 10.4 | 7.1 |
| **Blocks** | **80** | **49** |
| Blocks per game | 4.4 | 2.7 |
| **Winning streak** | **0** | **-** |
| Home win streak | 0 | - |
| **Attendance** | **45122** | **0** |
| Home games-Avg/Game | 18-2507 | 0-0 |
| Neutral site-Avg/Game | - | 0-0 |

## Team Results

| Date | Opponent | | Score | Att. |
|---|---|---|---|---|
| 11/09/2023 | Jacksonville | W | 81-53 | 3851 |
| 11/12/2023 | Fordham | W | 78-39 | 2515 |
| 11/17/2023 | Southern U. | W | 61-57 | 2188 |
| 11/24/2023 | Colgate | W | 67-49 | 2169 |
| 11/26/2023 | ETSU | W | 68-44 | 2038 |
| 12/03/2023 | NJIT | W | 87-43 | 2629 |
| 12/08/2023 | DePaul | W | 75-70 | 2172 |
| 12/20/2023 | Jackson St. | W | 59-52 | 2117 |
| 12/28/2023 | Alabama St. | W | 81-36 | 2227 |
| 12/31/2023 | Louisville | L | 72-77 | 2120 |
| 01/07/2024 | Wake Forest | W | 77-47 | 2269 |
| 01/18/2024 | NC State | W | 73-59 | 2366 |
| 01/28/2024 | Duke | W | 64-58 | 3112 |
| 02/08/2024 | Clemson | Wot | 75-72 | 2391 |
| 02/15/2024 | Syracuse | L | 60-71 | 2310 |
| 02/18/2024 | Florida St. | L | 68-74 | 3584 |
| 02/29/2024 | Pittsburgh | W | 62-44 | 2325 |
| 03/03/2024 | Georgia Tech | Lot | 66-71 | 2739 |

# AWAY STATISTICS

**Game Records**

| Record | Overall | Home | Away | Neutral |
|---|---|---|---|---|
| ALL GAMES | 4-6 | 0-0 | 4-6 | 0-0 |
| CONFERENCE | 3-6 | 0-0 | 3-6 | 0-0 |
| NON-CONFERENCE | 1-0 | 0-0 | 1-0 | 0-0 |

**Score by Periods**

| Team | 1st | 2nd | 3rd | 4th | OT | TOT |
|---|---|---|---|---|---|---|
| Miami (FL) | 136 | 150 | 171 | 171 | 0 | 628 |
| Opponents | 161 | 196 | 136 | 173 | 0 | 666 |

**Team Box Score**

| No. | Player | | | | Total | | 3-Point | | F-Throw | | Rebounds | | | | | | | | | | | |
|---|---|---|---|---|---|---|---|---|---|---|---|---|---|---|---|---|---|---|---|---|---|---|
| | | GP-GS | MIN | AVG | FG-FGA | FG% | 3FG-3FGA | 3FG% | FT-FTA | FT% | OFF | DEF | TOT | AVG | PF | DQ | A | TO | BLK | STL | PTS | AVG |
| 30 | DAY-WILSON, Shayeann | 10-9 | 305:55 | 30.6 | 43-112 | .384 | 20-60 | .333 | 15-17 | .882 | 5 | 21 | 26 | 2.6 | 26 | 1 | 35 | 21 | 0 | 6 | 121 | 12.1 |
| 4 | ROBERTS, Jasmyne | 10-9 | 276:07 | 27.6 | 47-89 | .528 | 10-26 | .385 | 15-22 | .682 | 16 | 31 | 47 | 4.7 | 17 | 0 | 13 | 37 | 3 | 9 | 119 | 11.9 |
| 1 | HYLTON, Lemyah | 7-0 | 131:45 | 18.8 | 21-47 | .447 | 9-25 | .360 | 5-5 | 1.000 | 3 | 7 | 10 | 1.4 | 11 | 0 | 5 | 9 | 1 | 2 | 56 | 8.0 |
| 5 | PATRICK, Jaida | 10-10 | 279:34 | 28.0 | 27-90 | .300 | 11-43 | .256 | 10-11 | .909 | 13 | 45 | 58 | 5.8 | 11 | 0 | 19 | 21 | 3 | 12 | 75 | 7.5 |
| 12 | WILLIAMS, Ja'Leah | 10-7 | 275:15 | 27.5 | 22-57 | .386 | 4-17 | .235 | 6-10 | .600 | 9 | 35 | 44 | 4.4 | 14 | 0 | 22 | 14 | 2 | 12 | 54 | 5.4 |
| 35 | LATTIMORE, Latasha | 10-2 | 136:41 | 13.7 | 23-44 | .523 | 2-4 | .500 | 3-8 | .375 | 15 | 18 | 33 | 3.3 | 15 | 0 | 6 | 12 | 8 | 5 | 51 | 5.1 |
| 44 | OLDACRE, Kyla | 10-6 | 162:16 | 16.2 | 21-36 | .583 | 0-0 | .000 | 9-12 | .750 | 20 | 25 | 45 | 4.5 | 19 | 0 | 4 | 12 | 7 | 4 | 51 | 5.1 |
| 13 | DWYER, Lashae | 10-2 | 181:13 | 18.1 | 19-52 | .365 | 4-14 | .286 | 5-10 | .500 | 6 | 15 | 21 | 2.1 | 17 | 1 | 15 | 16 | 0 | 12 | 47 | 4.7 |
| 32 | SPEARMAN, Zee | 10-4 | 174:20 | 17.4 | 19-50 | .380 | 0-1 | .000 | 6-15 | .400 | 25 | 33 | 58 | 5.8 | 34 | 2 | 3 | 16 | 3 | 4 | 44 | 4.4 |
| 21 | STEDMAN, Ally | 9-1 | 76:53 | 8.5 | 4-24 | .167 | 2-17 | .118 | 0-0 | .000 | 0 | 3 | 3 | 0.3 | 7 | 0 | 5 | 5 | 0 | 1 | 10 | 1.1 |
| Team | | | | | | | | | | | 25 | 15 | 40 | | | | | 8 | | | | |
| **Total** | | **10** | **2000** | | **246-601** | **.409** | **62-207** | **.300** | **74-110** | **.673** | **137** | **248** | **385** | **38.5** | **171** | **4** | **127** | **171** | **27** | **67** | **628** | **62.8** |
| **Opponents** | | **10** | **2000** | | **233-584** | **.399** | **79-229** | **.345** | **121-159** | **.761** | **118** | **234** | **352** | **35.2** | **131** | **2** | **155** | **149** | **32** | **86** | **666** | **66.6** |

## Team Statistics

| | UM | OPP |
|---|---|---|
| **Scoring** | **628** | **666** |
| Points per game | 62.8 | 66.6 |
| Scoring margin | -3.8 | - |
| **Field goals-att** | **246-601** | **233-584** |
| Field goal pct | .409 | .399 |
| **3 point fg-att** | **62-207** | **79-229** |
| 3-point FG pct | .300 | .345 |
| 3-pt FG made per game | 6.2 | 7.9 |
| **Free throws-att** | **74-110** | **121-159** |
| Free throw pct | .673 | .761 |
| F-Throws made per game | 7.4 | 12.1 |
| **Rebounds** | **385** | **352** |
| Rebounds per game | 38.5 | 35.2 |
| Rebounding margin | +3.3 | - |
| **Assists** | **127** | **155** |
| Assists per game | 12.7 | 15.5 |
| **Turnovers** | **171** | **149** |
| Turnovers per game | 17.1 | 14.9 |
| Turnover margin | -2.2 | - |
| Assist/turnover ratio | 0.7 | 1.0 |
| **Steals** | **67** | **86** |
| Steals per game | 6.7 | 8.6 |
| **Blocks** | **27** | **32** |
| Blocks per game | 2.7 | 3.2 |
| **Winning streak** | **1** | **-** |
| Home win streak | 0 | - |
| **Attendance** | **0** | **29442** |
| Home games-Avg/Game | 0-0 | 10-2944 |
| Neutral site-Avg/Game | - | 0-0 |

## Team Results

| Date | Opponent | | Score | Att. |
|---|---|---|---|---|
| 11/29/2023 | at Mississippi St. | W | 74-68 | 5135 |
| 01/04/2024 | at Boston College | L | 64-70 | 819 |
| 01/11/2024 | at Virginia Tech | L | 52-76 | 4672 |
| 01/14/2024 | at Notre Dame | L | 59-70 | 5905 |
| 01/25/2024 | at North Carolina | L | 61-66 | 2530 |
| 02/01/2024 | at Wake Forest | W | 72-54 | 811 |
| 02/04/2024 | at Florida St. | L | 68-75 | 2277 |
| 02/11/2024 | at Georgia Tech | W | 62-60 | 2214 |
| 02/22/2024 | at Virginia | L | 60-77 | 3968 |
| 02/25/2024 | at Clemson | W | 56-50 | 1111 |

# NEUTRAL SITE STATISTICS

**Game Records**

| Record | Overall | Home | Away | Neutral |
|---|---|---|---|---|
| ALL GAMES | 1-2 | 0-0 | 0-0 | 1-2 |
| CONFERENCE | 0-0 | 0-0 | 0-0 | 0-0 |
| NON-CONFERENCE | 1-2 | 0-0 | 0-0 | 1-2 |

**Score by Periods**

| Team | 1st | 2nd | 3rd | 4th | OT | TOT |
|---|---|---|---|---|---|---|
| Miami (FL) | 41 | 42 | 41 | 40 | 0 | 164 |
| Opponents | 61 | 50 | 31 | 47 | 0 | 189 |

**Team Box Score**

| No. | Player | | | | Total | | 3-Point | | F-Throw | | Rebounds | | | | | | | | | | | |
|---|---|---|---|---|---|---|---|---|---|---|---|---|---|---|---|---|---|---|---|---|---|---|
| | | GP-GS | MIN | AVG | FG-FGA | FG% | 3FG-3FGA | 3FG% | FT-FTA | FT% | OFF | DEF | TOT | AVG | PF | DQ | A | TO | BLK | STL | PTS | AVG |
| 30 | DAY-WILSON, Shayeann | 3-3 | 103:43 | 34.6 | 11-28 | .393 | 3-11 | .273 | 11-17 | .647 | 3 | 13 | 16 | 5.3 | 9 | 0 | 9 | 6 | 0 | 1 | 36 | 12.0 |
| 32 | SPEARMAN, Zee | 3-2 | 46:59 | 15.7 | 10-16 | .625 | 0-0 | .000 | 2-5 | .400 | 5 | 10 | 15 | 5.0 | 9 | 0 | 0 | 4 | 1 | 0 | 22 | 7.3 |
| 4 | ROBERTS, Jasmyne | 3-3 | 96:33 | 32.2 | 9-32 | .281 | 0-10 | .000 | 3-4 | .750 | 1 | 12 | 13 | 4.3 | 7 | 0 | 2 | 7 | 4 | 4 | 21 | 7.0 |
| 12 | WILLIAMS, Ja'Leah | 3-0 | 87:36 | 29.2 | 8-28 | .286 | 3-10 | .300 | 2-2 | 1.000 | 11 | 14 | 25 | 8.3 | 5 | 0 | 7 | 7 | 0 | 5 | 21 | 7.0 |
| 21 | STEDMAN, Ally | 2-0 | 21:55 | 11.0 | 4-7 | .571 | 3-6 | .500 | 0-0 | .000 | 1 | 1 | 2 | 1.0 | 3 | 0 | 0 | 1 | 0 | 1 | 11 | 5.5 |
| 35 | LATTIMORE, Latasha | 3-2 | 53:17 | 17.8 | 6-22 | .273 | 1-4 | .250 | 3-5 | .600 | 3 | 2 | 5 | 1.7 | 3 | 0 | 0 | 0 | 1 | 0 | 16 | 5.3 |
| 44 | OLDACRE, Kyla | 3-1 | 51:14 | 17.1 | 6-14 | .429 | 0-0 | .000 | 3-4 | .750 | 2 | 5 | 7 | 2.3 | 4 | 0 | 0 | 2 | 4 | 1 | 15 | 5.0 |
| 13 | DWYER, Lashae | 3-1 | 62:26 | 20.8 | 7-16 | .438 | 0-3 | .000 | 0-0 | .000 | 2 | 5 | 7 | 2.3 | 8 | 0 | 4 | 2 | 0 | 3 | 14 | 4.7 |
| 5 | PATRICK, Jaida | 3-3 | 59:54 | 20.0 | 4-16 | .250 | 0-5 | .000 | 0-0 | .000 | 1 | 10 | 11 | 3.7 | 6 | 0 | 1 | 7 | 0 | 1 | 8 | 2.7 |
| 1 | HYLTON, Lemyah | 1-0 | 16:23 | 16.4 | 0-3 | .000 | 0-3 | .000 | 0-0 | .000 | 1 | 0 | 1 | 1.0 | 1 | 0 | 0 | 3 | 0 | 1 | 0 | 0.0 |
| Team | | | | | | | | | | | 7 | 6 | 13 | | | | | 2 | | | | |
| **Total** | | **3** | **600** | | **65-182** | **.357** | **10-52** | **.192** | **24-37** | **.649** | **37** | **78** | **115** | **38.3** | **55** | **0** | **23** | **41** | **10** | **17** | **164** | **54.7** |
| **Opponents** | | **3** | **600** | | **68-176** | **.386** | **20-67** | **.299** | **33-46** | **.717** | **28** | **81** | **109** | **36.3** | **49** | **1** | **40** | **36** | **12** | **11** | **189** | **63.0** |

**Team Statistics**

| | UM | OPP |
|---|---|---|
| **Scoring** | **164** | **189** |
| Points per game | 54.7 | 63.0 |
| Scoring margin | -8.3 | - |
| **Field goals-att** | **65-182** | **68-176** |
| Field goal pct | .357 | .386 |
| **3 point fg-att** | **10-52** | **20-67** |
| 3-point FG pct | .192 | .299 |
| 3-pt FG made per game | 3.3 | 6.7 |
| **Free throws-att** | **24-37** | **33-46** |
| Free throw pct | .649 | .717 |
| F-Throws made per game | 8.0 | 11.0 |
| **Rebounds** | **115** | **109** |
| Rebounds per game | 38.3 | 36.3 |
| Rebounding margin | +2.0 | - |
| **Assists** | **23** | **40** |
| Assists per game | 7.7 | 13.3 |
| **Turnovers** | **41** | **36** |
| Turnovers per game | 13.7 | 12.0 |
| Turnover margin | -1.7 | - |
| Assist/turnover ratio | 0.6 | 1.1 |
| **Steals** | **17** | **11** |
| Steals per game | 5.7 | 3.7 |
| **Blocks** | **10** | **12** |
| Blocks per game | 3.3 | 4.0 |
| **Winning streak** | **0** | **-** |
| Home win streak | 0 | - |
| **Attendance** | **0** | **0** |
| Home games-Avg/Game | 0-0 | 0-0 |
| Neutral site-Avg/Game | - | 3-9435 |

**Team Results**

| Date | Opponent | | Score | Att. |
|---|---|---|---|---|
| 12/16/2023 | vs Baylor | L | 57-75 | 2279 |
| 03/07/2024 | vs North Carolina | W | 60-59 | 10823 |
| 03/08/2024 | vs Virginia Tech | L | 47-55 | 15202 |

# ACC TOURNAMENT STATISTICS

### Game Records

| Record | Overall | Home | Away | Neutral |
|---|---|---|---|---|
| ALL GAMES | 1-1 | 0-0 | 0-0 | 1-1 |
| CONFERENCE | 0-0 | 0-0 | 0-0 | 0-0 |
| NON-CONFERENCE | 1-1 | 0-0 | 0-0 | 1-1 |

### Score by Periods

| Team | 1st | 2nd | 3rd | 4th | OT | TOT |
|---|---|---|---|---|---|---|
| Miami (FL) | 25 | 25 | 28 | 29 | 0 | 107 |
| Opponents | 36 | 26 | 21 | 31 | 0 | 114 |

### Team Box Score

| No. | Player | | | | Total | | 3-Point | | F-Throw | | Rebounds | | | | | | | | | | | |
|---|---|---|---|---|---|---|---|---|---|---|---|---|---|---|---|---|---|---|---|---|---|---|
| | | GP-GS | MIN | AVG | FG-FGA | FG% | 3FG-3FGA | 3FG% | FT-FTA | FT% | OFF | DEF | TOT | AVG | PF | DQ | A | TO | BLK | STL | PTS | AVG |
| 30 | DAY-WILSON, Shayeann | 2-2 | 71:50 | 35.9 | 7-20 | .350 | 3-10 | .300 | 7-13 | .538 | 2 | 7 | 9 | 4.5 | 5 | 0 | 7 | 3 | 0 | 0 | 24 | 12.0 |
| 32 | SPEARMAN, Zee | 2-2 | 42:30 | 21.3 | 9-13 | .692 | 0-0 | .000 | 2-4 | .500 | 5 | 8 | 13 | 6.5 | 6 | 0 | 0 | 3 | 1 | 0 | 20 | 10.0 |
| 35 | LATTIMORE, Latasha | 2-2 | 47:50 | 23.9 | 6-18 | .333 | 1-4 | .250 | 3-5 | .600 | 2 | 2 | 4 | 2.0 | 3 | 0 | 0 | 0 | 1 | 0 | 16 | 8.0 |
| 4 | ROBERTS, Jasmyne | 2-2 | 69:36 | 34.8 | 7-23 | .304 | 0-7 | .000 | 2-2 | 1.000 | 0 | 10 | 10 | 5.0 | 5 | 0 | 2 | 6 | 3 | 3 | 16 | 8.0 |
| 12 | WILLIAMS, Ja'Leah | 2-0 | 61:29 | 30.7 | 6-19 | .316 | 3-8 | .375 | 0-0 | .000 | 7 | 12 | 19 | 9.5 | 5 | 0 | 4 | 5 | 0 | 4 | 15 | 7.5 |
| 13 | DWYER, Lashae | 2-0 | 44:46 | 22.4 | 4-11 | .364 | 0-3 | .000 | 0-0 | .000 | 2 | 4 | 6 | 3.0 | 6 | 0 | 1 | 1 | 0 | 2 | 8 | 4.0 |
| 5 | PATRICK, Jaida | 2-2 | 37:48 | 18.9 | 2-9 | .222 | 0-4 | .000 | 0-0 | .000 | 1 | 8 | 9 | 4.5 | 4 | 0 | 1 | 6 | 0 | 1 | 4 | 2.0 |
| 44 | OLDACRE, Kyla | 2-0 | 21:10 | 10.6 | 2-6 | .333 | 0-0 | .000 | 0-0 | .000 | 0 | 1 | 1 | 0.5 | 2 | 0 | 0 | 1 | 1 | 0 | 4 | 2.0 |
| 21 | STEDMAN, Ally | 1-0 | 03:00 | 3.0 | 0-0 | .000 | 0-0 | .000 | 0-0 | .000 | 0 | 0 | 0 | 0.0 | 1 | 0 | 0 | 0 | 0 | 0 | 0 | 0.0 |
| Team | | | | | | | | | | | 4 | 3 | 7 | | | | | 1 | | | | |
| **Total** | | **2** | **400** | | **43-119** | **.361** | **7-36** | **.194** | **14-24** | **.583** | **23** | **55** | **78** | **39.0** | **37** | **0** | **15** | **26** | **6** | **10** | **107** | **53.5** |
| **Opponents** | | **2** | **400** | | **40-115** | **.348** | **10-47** | **.213** | **24-35** | **.686** | **18** | **52** | **70** | **35.0** | **34** | **1** | **22** | **22** | **10** | **7** | **114** | **57.0** |

### Team Statistics

| | UM | OPP |
|---|---|---|
| **Scoring** | **107** | **114** |
| Points per game | 53.5 | 57.0 |
| Scoring margin | -3.5 | - |
| **Field goals-att** | **43-119** | **40-115** |
| Field goal pct | .361 | .348 |
| **3 point fg-att** | **7-36** | **10-47** |
| 3-point FG pct | .194 | .213 |
| 3-pt FG made per game | 3.5 | 5.0 |
| **Free throws-att** | **14-24** | **24-35** |
| Free throw pct | .583 | .686 |
| F-Throws made per game | 7.0 | 12.0 |
| **Rebounds** | **78** | **70** |
| Rebounds per game | 39.0 | 35.0 |
| Rebounding margin | +4.0 | - |
| **Assists** | **15** | **22** |
| Assists per game | 7.5 | 11.0 |
| **Turnovers** | **26** | **22** |
| Turnovers per game | 13.0 | 11.0 |
| Turnover margin | -2.0 | - |
| Assist/turnover ratio | 0.6 | 1.0 |
| **Steals** | **10** | **7** |
| Steals per game | 5.0 | 3.5 |
| **Blocks** | **6** | **10** |
| Blocks per game | 3.0 | 5.0 |
| **Winning streak** | **0** | **-** |
| Home win streak | 0 | - |
| **Attendance** | **0** | **0** |
| Home games-Avg/Game | 0-0 | 0-0 |
| Neutral site-Avg/Game | - | 2-13013 |

### Team Results

| Date | Opponent | | Score | Att. |
|---|---|---|---|---|
| 03/07/2024 | vs North Carolina | W | 60-59 | 10823 |
| 03/08/2024 | vs Virginia Tech | L | 47-55 | 15202 |

# TEAM GAME-BY-GAME

| | | | | Total | | 3-Pointers | | Free throws | | Rebounds | | | | | | | | | | |
|---|---|---|---|---|---|---|---|---|---|---|---|---|---|---|---|---|---|---|---|---|
| **Opponent** | **Date** | **Score** | | **FG-FGA** | **PCT** | **3FG-3FGA** | **PCT** | **FT-FTA** | **PCT** | **OFF** | **DEF** | **TOT** | **AVG** | **PF** | **A** | **TO** | **BLK** | **STL** | **PTS** | **AVG** |
| Jacksonville | 11/09/2023 | 81-53 | W | 32-70 | .457 | 10-31 | .323 | 7-11 | .636 | 14 | 22 | 36 | 36.0 | 13 | 16 | 11 | 1 | 14 | 81 | 81.0 |
| Fordham | 11/12/2023 | 78-39 | W | 33-60 | .550 | 11-24 | .458 | 1-2 | .500 | 11 | 28 | 39 | 37.5 | 12 | 19 | 25 | 4 | 18 | 78 | 79.5 |
| Southern U. | 11/17/2023 | 61-57 | W | 24-62 | .387 | 4-24 | .167 | 9-20 | .450 | 18 | 19 | 37 | 37.3 | 12 | 10 | 13 | 5 | 10 | 61 | 73.3 |
| Colgate | 11/24/2023 | 67-49 | W | 27-52 | .519 | 5-12 | .417 | 8-14 | .571 | 10 | 23 | 33 | 36.3 | 11 | 17 | 19 | 1 | 13 | 67 | 71.8 |
| ETSU | 11/26/2023 | 68-44 | W | 23-40 | .575 | 9-16 | .563 | 13-19 | .684 | 4 | 29 | 33 | 35.6 | 20 | 8 | 16 | 6 | 2 | 68 | 71.0 |
| at Mississippi St. | 11/29/2023 | 74-68 | W | 29-61 | .475 | 11-22 | .500 | 5-13 | .385 | 18 | 31 | 49 | 37.8 | 12 | 17 | 19 | 1 | 3 | 74 | 71.5 |
| NJIT | 12/03/2023 | 87-43 | W | 34-59 | .576 | 7-16 | .438 | 12-18 | .667 | 13 | 29 | 42 | 38.4 | 20 | 19 | 12 | 7 | 10 | 87 | 73.7 |
| DePaul | 12/08/2023 | 75-70 | W | 28-65 | .431 | 8-25 | .320 | 11-22 | .500 | 15 | 27 | 42 | 38.9 | 14 | 12 | 9 | 2 | 6 | 75 | 73.9 |
| vs Baylor | 12/16/2023 | 57-75 | L | 22-63 | .349 | 3-16 | .188 | 10-13 | .769 | 14 | 23 | 37 | 38.7 | 18 | 8 | 15 | 4 | 7 | 57 | 72.0 |
| Jackson St. | 12/20/2023 | 59-52 | W | 21-63 | .333 | 5-14 | .357 | 12-16 | .750 | 20 | 17 | 37 | 38.5 | 16 | 11 | 18 | 3 | 19 | 59 | 70.7 |
| Alabama St. | 12/28/2023 | 81-36 | W | 32-56 | .571 | 4-14 | .286 | 13-20 | .650 | 19 | 28 | 47 | 39.3 | 10 | 15 | 22 | 5 | 15 | 81 | 71.6 |
| Louisville | 12/31/2023 | 72-77 | L | 27-55 | .491 | 7-18 | .389 | 11-16 | .688 | 10 | 17 | 27 | 38.3 | 23 | 13 | 20 | 3 | 10 | 72 | 71.7 |
| at Boston College | 01/04/2024 | 64-70 | L | 26-64 | .406 | 3-15 | .200 | 9-12 | .750 | 13 | 21 | 34 | 37.9 | 18 | 10 | 20 | 4 | 14 | 64 | 71.1 |
| Wake Forest | 01/07/2024 | 77-47 | W | 31-63 | .492 | 9-21 | .429 | 6-10 | .600 | 12 | 27 | 39 | 38.0 | 15 | 17 | 12 | 13 | 13 | 77 | 71.5 |
| at Virginia Tech | 01/11/2024 | 52-76 | L | 22-61 | .361 | 3-18 | .167 | 5-8 | .625 | 12 | 26 | 38 | 38.0 | 22 | 10 | 17 | 4 | 6 | 52 | 70.2 |
| at Notre Dame | 01/14/2024 | 59-70 | L | 24-59 | .407 | 4-22 | .182 | 7-11 | .636 | 13 | 28 | 41 | 38.2 | 24 | 12 | 26 | 6 | 5 | 59 | 69.5 |
| NC State | 01/18/2024 | 73-59 | W | 30-56 | .536 | 8-18 | .444 | 5-8 | .625 | 11 | 26 | 37 | 38.1 | 17 | 15 | 18 | 3 | 11 | 73 | 69.7 |
| at North Carolina | 01/25/2024 | 61-66 | L | 21-55 | .382 | 12-30 | .400 | 7-10 | .700 | 14 | 22 | 36 | 38.0 | 22 | 10 | 18 | 1 | 7 | 61 | 69.2 |
| Duke | 01/28/2024 | 64-58 | W | 20-49 | .408 | 10-24 | .417 | 14-20 | .700 | 7 | 24 | 31 | 37.6 | 17 | 11 | 14 | 4 | 9 | 64 | 68.9 |
| at Wake Forest | 02/01/2024 | 72-54 | W | 28-59 | .475 | 9-24 | .375 | 7-8 | .875 | 12 | 20 | 32 | 37.4 | 11 | 16 | 12 | 4 | 10 | 72 | 69.1 |
| at Florida St. | 02/04/2024 | 68-75 | L | 28-65 | .431 | 8-24 | .333 | 4-6 | .667 | 10 | 23 | 33 | 37.1 | 16 | 18 | 14 | 1 | 5 | 68 | 69.0 |
| Clemson | 02/08/2024 | 75-72 | Wot | 29-68 | .426 | 8-30 | .267 | 9-12 | .750 | 18 | 26 | 44 | 37.5 | 21 | 18 | 21 | 3 | 8 | 75 | 69.3 |
| at Georgia Tech | 02/11/2024 | 62-60 | W | 24-57 | .421 | 3-13 | .231 | 11-18 | .611 | 11 | 29 | 40 | 37.6 | 13 | 9 | 13 | 1 | 7 | 62 | 69.0 |
| Syracuse | 02/15/2024 | 60-71 | L | 23-58 | .397 | 4-14 | .286 | 10-12 | .833 | 14 | 19 | 33 | 37.4 | 13 | 12 | 15 | 5 | 7 | 60 | 68.6 |
| Florida St. | 02/18/2024 | 68-74 | L | 27-74 | .365 | 7-21 | .333 | 7-10 | .700 | 21 | 30 | 51 | 37.9 | 18 | 12 | 14 | 4 | 5 | 68 | 68.6 |
| at Virginia | 02/22/2024 | 60-77 | L | 25-66 | .379 | 2-16 | .125 | 8-10 | .800 | 17 | 20 | 37 | 37.9 | 16 | 12 | 13 | 2 | 3 | 60 | 68.3 |
| at Clemson | 02/25/2024 | 56-50 | W | 19-54 | .352 | 7-23 | .304 | 11-14 | .786 | 17 | 28 | 45 | 38.1 | 17 | 13 | 19 | 3 | 7 | 56 | 67.8 |
| Pittsburgh | 02/29/2024 | 62-44 | W | 23-55 | .418 | 7-16 | .438 | 9-11 | .818 | 7 | 25 | 32 | 37.9 | 10 | 15 | 15 | 7 | 11 | 62 | 67.6 |
| Georgia Tech | 03/03/2024 | 66-71 | Lot | 27-69 | .391 | 6-28 | .214 | 6-16 | .375 | 18 | 28 | 46 | 38.2 | 19 | 11 | 13 | 4 | 7 | 66 | 67.6 |
| vs North Carolina | 03/07/2024 | 60-59 | W | 21-59 | .356 | 6-22 | .273 | 12-19 | .632 | 13 | 28 | 41 | 38.3 | 24 | 9 | 13 | 3 | 3 | 60 | 67.3 |
| vs Virginia Tech | 03/08/2024 | 47-55 | L | 22-60 | .367 | 1-14 | .071 | 2-5 | .400 | 10 | 27 | 37 | 38.3 | 13 | 6 | 13 | 3 | 7 | 47 | 66.6 |
| **Total** | | **2066** | | **802-1857** | **.432** | **201-625** | **.322** | **261-404** | **.646** | **416** | **770** | **1186** | **38.3** | **507** | **401** | **499** | **117** | **272** | **2066** | **66.6** |
| Opponents | | 1871 | | 678-1814 | .374 | 199-654 | .304 | 316-425 | .744 | 392 | 694 | 1086 | 35.0 | 432 | 420 | 523 | 93 | 224 | 1871 | 60.4 |

## Miami (FL) Averages

| Games Played | Points/ game | FG Pct | 3FG Pct | FT Pct | Rebounds/ game | Assists/ game | Turnovers/ game | Assist/Turnover ratio | Steals/ game | Blocks/ game |
|---|---|---|---|---|---|---|---|---|---|---|
| 31 | 66.6 | 43.2 | 32.2 | 64.6 | 38.3 | 12.9 | 16.1 | 0.8 | 8.8 | 3.8 |

# OPPONENT GAME-BY-GAME

| | | | | Total | | 3-Pointers | | Free throws | | Rebounds | | | | | | | | | | |
|---|---|---|---|---|---|---|---|---|---|---|---|---|---|---|---|---|---|---|---|---|
| Opponent | Date | Score | | FG-FGA | PCT | 3FG-3FGA | PCT | FT-FTA | PCT | OFF | DEF | TOT | AVG | PF | A | TO | BLK | STL | PTS | AVG |
| Jacksonville | 11/09/2023 | 81-53 | W | 22-50 | .440 | 4-11 | .364 | 5-10 | .500 | 8 | 26 | 34 | 34.0 | 15 | 10 | 25 | 2 | 5 | 53 | 53.0 |
| Fordham | 11/12/2023 | 78-39 | W | 17-61 | .279 | 5-24 | .208 | 0-0 | .000 | 16 | 16 | 32 | 33.0 | 5 | 6 | 31 | 3 | 15 | 39 | 46.0 |
| Southern U. | 11/17/2023 | 61-57 | W | 25-64 | .391 | 6-22 | .273 | 1-3 | .333 | 17 | 23 | 40 | 35.3 | 17 | 14 | 19 | 3 | 6 | 57 | 49.7 |
| Colgate | 11/24/2023 | 67-49 | W | 20-49 | .408 | 7-17 | .412 | 2-3 | .667 | 7 | 19 | 26 | 33.0 | 9 | 14 | 23 | 2 | 8 | 49 | 49.5 |
| ETSU | 11/26/2023 | 68-44 | W | 12-57 | .211 | 7-29 | .241 | 13-21 | .619 | 16 | 16 | 32 | 32.8 | 15 | 8 | 12 | 1 | 6 | 44 | 48.4 |
| at Mississippi St. | 11/29/2023 | 74-68 | W | 24-58 | .414 | 12-30 | .400 | 8-10 | .800 | 5 | 18 | 23 | 31.2 | 13 | 21 | 10 | 3 | 9 | 68 | 51.7 |
| NJIT | 12/03/2023 | 87-43 | W | 17-54 | .315 | 2-13 | .154 | 7-14 | .500 | 12 | 14 | 26 | 30.4 | 14 | 11 | 16 | 3 | 4 | 43 | 50.4 |
| DePaul | 12/08/2023 | 75-70 | W | 25-66 | .379 | 6-25 | .240 | 14-15 | .933 | 15 | 28 | 43 | 32.0 | 17 | 12 | 11 | 2 | 9 | 70 | 52.9 |
| vs Baylor | 12/16/2023 | 57-75 | L | 28-61 | .459 | 10-20 | .500 | 9-11 | .818 | 10 | 29 | 39 | 32.8 | 15 | 18 | 14 | 2 | 4 | 75 | 55.3 |
| Jackson St. | 12/20/2023 | 59-52 | W | 21-52 | .404 | 5-21 | .238 | 5-8 | .625 | 16 | 22 | 38 | 33.3 | 15 | 13 | 28 | 6 | 7 | 52 | 55.0 |
| Alabama St. | 12/28/2023 | 81-36 | W | 13-48 | .271 | 5-19 | .263 | 5-6 | .833 | 7 | 7 | 14 | 31.5 | 19 | 11 | 25 | 3 | 7 | 36 | 53.3 |
| Louisville | 12/31/2023 | 72-77 | L | 28-56 | .500 | 5-9 | .556 | 16-21 | .762 | 13 | 21 | 34 | 31.8 | 18 | 12 | 22 | 3 | 9 | 77 | 55.3 |
| at Boston College | 01/04/2024 | 64-70 | L | 26-58 | .448 | 8-20 | .400 | 10-14 | .714 | 13 | 27 | 40 | 32.4 | 15 | 14 | 25 | 4 | 13 | 70 | 56.4 |
| Wake Forest | 01/07/2024 | 77-47 | W | 17-56 | .304 | 5-19 | .263 | 8-11 | .727 | 12 | 23 | 35 | 32.6 | 14 | 12 | 19 | 2 | 6 | 47 | 55.7 |
| at Virginia Tech | 01/11/2024 | 52-76 | L | 24-61 | .393 | 9-26 | .346 | 19-23 | .826 | 12 | 29 | 41 | 33.1 | 9 | 18 | 12 | 0 | 6 | 76 | 57.1 |
| at Notre Dame | 01/14/2024 | 59-70 | L | 23-65 | .354 | 5-13 | .385 | 19-22 | .864 | 15 | 26 | 41 | 33.6 | 12 | 12 | 17 | 5 | 15 | 70 | 57.9 |
| NC State | 01/18/2024 | 73-59 | W | 18-64 | .281 | 6-23 | .261 | 17-19 | .895 | 21 | 17 | 38 | 33.9 | 10 | 9 | 16 | 4 | 7 | 59 | 57.9 |
| at North Carolina | 01/25/2024 | 61-66 | L | 25-55 | .455 | 4-13 | .308 | 12-18 | .667 | 12 | 19 | 31 | 33.7 | 15 | 12 | 12 | 3 | 7 | 66 | 58.4 |
| Duke | 01/28/2024 | 64-58 | W | 22-55 | .400 | 4-19 | .211 | 10-15 | .667 | 11 | 25 | 36 | 33.8 | 17 | 18 | 18 | 1 | 5 | 58 | 58.4 |
| at Wake Forest | 02/01/2024 | 72-54 | W | 20-56 | .357 | 8-20 | .400 | 6-7 | .857 | 13 | 17 | 30 | 33.7 | 11 | 15 | 15 | 2 | 2 | 54 | 58.2 |
| at Florida St. | 02/04/2024 | 68-75 | L | 26-57 | .456 | 10-26 | .385 | 13-17 | .765 | 9 | 28 | 37 | 33.8 | 8 | 16 | 17 | 4 | 6 | 75 | 59.0 |
| Clemson | 02/08/2024 | 75-72 | Wot | 24-63 | .381 | 9-26 | .346 | 15-19 | .789 | 13 | 20 | 33 | 33.8 | 11 | 16 | 16 | 0 | 6 | 72 | 59.5 |
| at Georgia Tech | 02/11/2024 | 62-60 | W | 21-58 | .362 | 5-27 | .185 | 13-18 | .722 | 12 | 27 | 39 | 34.0 | 18 | 12 | 12 | 1 | 7 | 60 | 59.6 |
| Syracuse | 02/15/2024 | 60-71 | L | 29-66 | .439 | 6-19 | .316 | 7-9 | .778 | 17 | 21 | 38 | 34.2 | 16 | 18 | 12 | 6 | 9 | 71 | 60.0 |
| Florida St. | 02/18/2024 | 68-74 | L | 26-67 | .388 | 7-23 | .304 | 15-21 | .714 | 13 | 26 | 39 | 34.4 | 11 | 16 | 12 | 5 | 6 | 74 | 60.6 |
| at Virginia | 02/22/2024 | 60-77 | L | 28-63 | .444 | 11-25 | .440 | 10-14 | .714 | 17 | 25 | 42 | 34.7 | 12 | 22 | 15 | 10 | 9 | 77 | 61.2 |
| at Clemson | 02/25/2024 | 56-50 | W | 16-53 | .302 | 7-29 | .241 | 11-16 | .688 | 10 | 18 | 28 | 34.4 | 18 | 13 | 14 | 0 | 12 | 50 | 60.8 |
| Pittsburgh | 02/29/2024 | 62-44 | W | 18-62 | .290 | 3-14 | .214 | 5-6 | .833 | 18 | 25 | 43 | 34.7 | 12 | 10 | 22 | 1 | 7 | 44 | 60.2 |
| Georgia Tech | 03/03/2024 | 66-71 | Lot | 23-64 | .359 | 8-25 | .320 | 17-19 | .895 | 14 | 30 | 44 | 35.0 | 17 | 15 | 11 | 2 | 5 | 71 | 60.6 |
| vs North Carolina | 03/07/2024 | 60-59 | W | 20-56 | .357 | 5-21 | .238 | 14-21 | .667 | 7 | 25 | 32 | 34.9 | 23 | 11 | 11 | 5 | 3 | 59 | 60.5 |
| vs Virginia Tech | 03/08/2024 | 47-55 | L | 20-59 | .339 | 5-26 | .192 | 10-14 | .714 | 11 | 27 | 38 | 35.0 | 11 | 11 | 11 | 5 | 4 | 55 | 60.4 |
| **Total** | | **1871** | | **678-1814** | **.374** | **199-654** | **.304** | **316-425** | **.744** | **392** | **694** | **1086** | **35.0** | **432** | **420** | **523** | **93** | **224** | **1871** | **60.4** |
| Miami (FL) | | 2066 | | 802-1857 | .432 | 201-625 | .322 | 261-404 | .646 | 416 | 770 | 1186 | 38.3 | 507 | 401 | 499 | 117 | 272 | 2066 | 66.6 |

## Opponents Averages

| Games Played | Points/ game | FG Pct | 3FG Pct | FT Pct | Rebounds/ game | Assists/ game | Turnovers/ game | Assist/Turnover ratio | Steals/ game | Blocks/ game |
|---|---|---|---|---|---|---|---|---|---|---|
| 31 | 60.4 | 37.4 | 30.4 | 74.4 | 35.0 | 13.5 | 16.9 | 0.8 | 7.2 | 3.0 |

# TEAM GAME HIGHS

| | | | |
|---|---|---|---|
| **POINTS** | 87 | | NJIT (12/03/2023) |
| | 81 | | Alabama St. (12/28/2023) |
| | 81 | | Jacksonville (11/09/2023) |
| | 78 | | Fordham (11/12/2023) |
| | 77 | | Wake Forest (01/07/2024) |
| **FIELD GOALS MADE** | 34 | | NJIT (12/03/2023) |
| | 33 | | Fordham (11/12/2023) |
| **FIELD GOAL ATTEMPTS** | 74 | | Florida St. (02/18/2024) |
| | 70 | | Jacksonville (11/09/2023) |
| **FIELD GOAL PERCENTAGE** | .576 | (34-59) | NJIT (12/03/2023) |
| | .575 | (23-40) | ETSU (11/26/2023) |
| **3 PT FG MADE** | 12 | | at North Carolina (01/25/2024) |
| | 11 | | at Mississippi St. (11/29/2023) |
| | 11 | | Fordham (11/12/2023) |
| **3 PT FG ATTEMPTS** | 31 | | Jacksonville (11/09/2023) |
| | 30 | | Clemson (02/08/2024) |
| | 30 | | at North Carolina (01/25/2024) |
| **3 PT FG PERCENTAGE** | .563 | (9-16) | ETSU (11/26/2023) |
| | .500 | (11-22) | at Mississippi St. (11/29/2023) |
| **FREE THROWS MADE** | 14 | | Duke (01/28/2024) |
| | 13 | | Alabama St. (12/28/2023) |
| | 13 | | ETSU (11/26/2023) |
| **FREE THROW ATTEMPTS** | 22 | | DePaul (12/08/2023) |
| | 20 | | Duke (01/28/2024) |
| | 20 | | Alabama St. (12/28/2023) |
| | 20 | | Southern U. (11/17/2023) |
| **FREE THROW PERCENTAGE** | .875 | (7-8) | at Wake Forest (02/01/2024) |
| | .833 | (10-12) | Syracuse (02/15/2024) |
| **REBOUNDS** | 51 | | Florida St. (02/18/2024) |
| | 49 | | at Mississippi St. (11/29/2023) |
| **ASSISTS** | 19 | | NJIT (12/03/2023) |
| | 19 | | Fordham (11/12/2023) |
| **STEALS** | 19 | | Jackson St. (12/20/2023) |
| | 18 | | Fordham (11/12/2023) |
| **BLOCKED SHOTS** | 13 | | Wake Forest (01/07/2024) |
| | 7 | | Pittsburgh (02/29/2024) |
| | 7 | | NJIT (12/03/2023) |
| **TURNOVERS** | 26 | | at Notre Dame (01/14/2024) |
| | 25 | | Fordham (11/12/2023) |
| **FOULS** | 24 | | vs North Carolina (N) (03/07/2024) |
| | 24 | | at Notre Dame (01/14/2024) |

# TEAM GAME LOWS

| | | | |
|---|---|---|---|
| **POINTS** | 47 | | vs Virginia Tech (N) (03/08/2024) |
| | 52 | | at Virginia Tech (01/11/2024) |
| | 56 | | at Clemson (02/25/2024) |
| | 57 | | vs Baylor (N) (12/16/2023) |
| | 59 | | at Notre Dame (01/14/2024) |
| | 59 | | Jackson St. (12/20/2023) |
| **FIELD GOALS MADE** | 19 | | at Clemson (02/25/2024) |
| | 20 | | Duke (01/28/2024) |
| **FIELD GOAL ATTEMPTS** | 40 | | ETSU (11/26/2023) |
| | 49 | | Duke (01/28/2024) |
| **FIELD GOAL PERCENTAGE** | .333 | (21-63) | Jackson St. (12/20/2023) |
| | .349 | (22-63) | vs Baylor (N) (12/16/2023) |
| **3 PT FG MADE** | 1 | | vs Virginia Tech (N) (03/08/2024) |
| | 2 | | at Virginia (02/22/2024) |
| **3 PT FG ATTEMPTS** | 12 | | Colgate (11/24/2023) |
| | 13 | | at Georgia Tech (02/11/2024) |
| **3 PT FG PERCENTAGE** | .071 | (1-14) | vs Virginia Tech (N) (03/08/2024) |
| | .125 | (2-16) | at Virginia (02/22/2024) |
| **FREE THROWS MADE** | 1 | | Fordham (11/12/2023) |
| | 2 | | vs Virginia Tech (N) (03/08/2024) |
| **FREE THROW ATTEMPTS** | 2 | | Fordham (11/12/2023) |
| | 5 | | vs Virginia Tech (N) (03/08/2024) |
| **FREE THROW PERCENTAGE** | .375 | (6-16) | Georgia Tech (03/03/2024) |
| | .385 | (5-13) | at Mississippi St. (11/29/2023) |
| **REBOUNDS** | 27 | | Louisville (12/31/2023) |
| | 31 | | Duke (01/28/2024) |
| **ASSISTS** | 6 | | vs Virginia Tech (N) (03/08/2024) |
| | 8 | | vs Baylor (N) (12/16/2023) |
| | 8 | | ETSU (11/26/2023) |
| **STEALS** | 2 | | ETSU (11/26/2023) |
| | 3 | | vs North Carolina (N) (03/07/2024) |
| | 3 | | at Virginia (02/22/2024) |
| | 3 | | at Mississippi St. (11/29/2023) |
| **BLOCKED SHOTS** | 1 | | at Georgia Tech (02/11/2024) |
| | 1 | | at Florida St. (02/04/2024) |
| | 1 | | at North Carolina (01/25/2024) |
| | 1 | | at Mississippi St. (11/29/2023) |
| | 1 | | Colgate (11/24/2023) |
| | 1 | | Jacksonville (11/09/2023) |
| **TURNOVERS** | 9 | | DePaul (12/08/2023) |
| | 11 | | Jacksonville (11/09/2023) |
| **FOULS** | 10 | | Pittsburgh (02/29/2024) |
| | 10 | | Alabama St. (12/28/2023) |

# OPPONENT GAME HIGHS

| | | | |
|---|---|---|---|
| **POINTS** | 77 | | at Virginia (02/22/2024) |
| | 77 | | Louisville (12/31/2023) |
| | 76 | | at Virginia Tech (01/11/2024) |
| | 75 | | at Florida St. (02/04/2024) |
| | 75 | | vs Baylor (N) (12/16/2023) |
| **FIELD GOALS MADE** | 29 | | Syracuse (02/15/2024) |
| | 28 | | at Virginia (02/22/2024) |
| | 28 | | Louisville (12/31/2023) |
| | 28 | | vs Baylor (N) (12/16/2023) |
| **FIELD GOAL ATTEMPTS** | 67 | | Florida St. (02/18/2024) |
| | 66 | | Syracuse (02/15/2024) |
| | 66 | | DePaul (12/08/2023) |
| **FIELD GOAL PERCENTAGE** | .500 | (28-56) | Louisville (12/31/2023) |
| | .459 | (28-61) | vs Baylor (N) (12/16/2023) |
| **3 PT FG MADE** | 12 | | at Mississippi St. (11/29/2023) |
| | 11 | | at Virginia (02/22/2024) |
| **3 PT FG ATTEMPTS** | 30 | | at Mississippi St. (11/29/2023) |
| | 29 | | at Clemson (02/25/2024) |
| | 29 | | ETSU (11/26/2023) |
| **3 PT FG PERCENTAGE** | .556 | (5-9) | Louisville (12/31/2023) |
| | .500 | (10-20) | vs Baylor (N) (12/16/2023) |
| **FREE THROWS MADE** | 19 | | at Notre Dame (01/14/2024) |
| | 19 | | at Virginia Tech (01/11/2024) |
| **FREE THROW ATTEMPTS** | 23 | | at Virginia Tech (01/11/2024) |
| | 22 | | at Notre Dame (01/14/2024) |
| **FREE THROW PERCENTAGE** | .933 | (14-15) | DePaul (12/08/2023) |
| | .895 | (17-19) | Georgia Tech (03/03/2024) |
| | .895 | (17-19) | NC State (01/18/2024) |
| **REBOUNDS** | 44 | | Georgia Tech (03/03/2024) |
| | 43 | | Pittsburgh (02/29/2024) |
| | 43 | | DePaul (12/08/2023) |
| **ASSISTS** | 22 | | at Virginia (02/22/2024) |
| | 21 | | at Mississippi St. (11/29/2023) |
| **STEALS** | 15 | | at Notre Dame (01/14/2024) |
| | 15 | | Fordham (11/12/2023) |
| **BLOCKED SHOTS** | 10 | | at Virginia (02/22/2024) |
| | 6 | | Syracuse (02/15/2024) |
| | 6 | | Jackson St. (12/20/2023) |
| **TURNOVERS** | 31 | | Fordham (11/12/2023) |
| | 28 | | Jackson St. (12/20/2023) |
| **FOULS** | 23 | | vs North Carolina (N) (03/07/2024) |
| | 19 | | Alabama St. (12/28/2023) |

# OPPONENT GAME LOWS

| | | | |
|---|---|---|---|
| **POINTS** | 36 | | Alabama St. (12/28/2023) |
| | 39 | | Fordham (11/12/2023) |
| | 43 | | NJIT (12/03/2023) |
| | 44 | | Pittsburgh (02/29/2024) |
| | 44 | | ETSU (11/26/2023) |
| **FIELD GOALS MADE** | 12 | | ETSU (11/26/2023) |
| | 13 | | Alabama St. (12/28/2023) |
| **FIELD GOAL ATTEMPTS** | 48 | | Alabama St. (12/28/2023) |
| | 49 | | Colgate (11/24/2023) |
| **FIELD GOAL PERCENTAGE** | .211 | (12-57) | ETSU (11/26/2023) |
| | .271 | (13-48) | Alabama St. (12/28/2023) |
| **3 PT FG MADE** | 2 | | NJIT (12/03/2023) |
| | 3 | | Pittsburgh (02/29/2024) |
| **3 PT FG ATTEMPTS** | 9 | | Louisville (12/31/2023) |
| | 11 | | Jacksonville (11/09/2023) |
| **3 PT FG PERCENTAGE** | .154 | (2-13) | NJIT (12/03/2023) |
| | .185 | (5-27) | at Georgia Tech (02/11/2024) |
| **FREE THROWS MADE** | 0 | | Fordham (11/12/2023) |
| | 1 | | Southern U. (11/17/2023) |
| **FREE THROW ATTEMPTS** | 0 | | Fordham (11/12/2023) |
| | 3 | | Colgate (11/24/2023) |
| | 3 | | Southern U. (11/17/2023) |
| **FREE THROW PERCENTAGE** | .333 | (1-3) | Southern U. (11/17/2023) |
| **REBOUNDS** | 14 | | Alabama St. (12/28/2023) |
| | 23 | | at Mississippi St. (11/29/2023) |
| **ASSISTS** | 6 | | Fordham (11/12/2023) |
| | 8 | | ETSU (11/26/2023) |
| **STEALS** | 2 | | at Wake Forest (02/01/2024) |
| | 3 | | vs North Carolina (N) (03/07/2024) |
| **BLOCKED SHOTS** | 0 | | at Clemson (02/25/2024) |
| | 0 | | Clemson (02/08/2024) |
| | 0 | | at Virginia Tech (01/11/2024) |
| **TURNOVERS** | 10 | | at Mississippi St. (11/29/2023) |
| | 11 | | vs Virginia Tech (N) (03/08/2024) |
| | 11 | | vs North Carolina (N) (03/07/2024) |
| | 11 | | Georgia Tech (03/03/2024) |
| | 11 | | DePaul (12/08/2023) |
| **FOULS** | 5 | | Fordham (11/12/2023) |
| | 8 | | at Florida St. (02/04/2024) |

# MIAMI PLAYER GAME HIGHS

| | | | |
|---|---|---|---|
| **POINTS** | 27 | | Shayeann Day-Wilson vs Georgia Tech (03/03/2024) |
| | 26 | | Jasmyne Roberts at Clemson (02/25/2024) |
| | 21 | | Shayeann Day-Wilson vs Florida St. (02/18/2024) |
| | 21 | | Jasmyne Roberts vs Wake Forest (01/07/2024) |
| | 19 | | Shayeann Day-Wilson at Virginia Tech (01/11/2024) |
| | 19 | | Shayeann Day-Wilson vs ETSU (11/26/2023) |
| **FIELD GOALS MADE** | 11 | | Jasmyne Roberts at Clemson (02/25/2024) |
| | 10 | | Shayeann Day-Wilson vs Georgia Tech (03/03/2024) |
| **FIELD GOAL ATTEMPTS** | 19 | | Shayeann Day-Wilson vs Georgia Tech (03/03/2024) |
| | 17 | | Shayeann Day-Wilson vs Florida St. (02/18/2024) |
| **FIELD GOAL PERCENTAGE (min 5 made)** | 1.000 | (7-7) | Shayeann Day-Wilson vs ETSU (11/26/2023) |
| | .875 | (7-8) | Latasha Lattimore at Florida St. (02/04/2024) |
| **3 PT FG MADE** | 5 | | Shayeann Day-Wilson vs Georgia Tech (03/03/2024) |
| | 5 | | Shayeann Day-Wilson vs Duke (01/28/2024) |
| | 5 | | Shayeann Day-Wilson at North Carolina (01/25/2024) |
| | 5 | | Shayeann Day-Wilson vs ETSU (11/26/2023) |
| | 5 | | Lemyah Hylton vs Fordham (11/12/2023) |
| **3 PT FG ATTEMPTS** | 11 | | Shayeann Day-Wilson vs Georgia Tech (03/03/2024) |
| | 9 | | Shayeann Day-Wilson vs Florida St. (02/18/2024) |
| | 9 | | Jaida Patrick vs Clemson (02/08/2024) |
| | 9 | | Shayeann Day-Wilson vs Duke (01/28/2024) |
| | 9 | | Shayeann Day-Wilson vs Southern U. (11/17/2023) |
| **3 PT FG PERCENTAGE (min 2 made)** | 1.000 | (5-5) | Shayeann Day-Wilson vs ETSU (11/26/2023) |
| | 1.000 | (3-3) | Lemyah Hylton vs Wake Forest (01/07/2024) |
| | 1.000 | (2-2) | Shayeann Day-Wilson vs NJIT (12/03/2023) |
| **FREE THROWS MADE** | 6 | | Ja'Leah Williams vs Duke (01/28/2024) |
| | 5 | | Shayeann Day-Wilson vs North Carolina (N) (03/07/2024) |
| | 5 | | Shayeann Day-Wilson at Georgia Tech (02/11/2024) |
| | 5 | | Zee Spearman vs Duke (01/28/2024) |
| | 5 | | Shayeann Day-Wilson at Virginia Tech (01/11/2024) |
| | 5 | | Jasmyne Roberts vs Southern U. (11/17/2023) |
| **FREE THROW ATTEMPTS (min 5 made)** | 8 | | Shayeann Day-Wilson vs North Carolina (N) (03/07/2024) |
| | 8 | | Ja'Leah Williams vs Duke (01/28/2024) |
| | 8 | | Zee Spearman vs Duke (01/28/2024) |
| | 8 | | Jasmyne Roberts vs Southern U. (11/17/2023) |
| **FREE THROW PERCENTAGE (min 3 made)** | 1.000 | (4-4) | Jaida Patrick vs Pittsburgh (02/29/2024) |
| | 1.000 | (4-4) | Ja'Leah Williams at Clemson (02/25/2024) |
| **REBOUNDS** | 11 | | Destiny Harden vs Virginia (02/26/2023) |
| | 11 | | Destiny Harden vs Clemson (02/16/2023) |
| | 11 | | Lazaria Spearman vs Florida (12/11/2022) |
| **STEALS** | 7 | | Ja'Leah Williams vs Jackson St. (12/20/2023) |
| | 5 | | Lashae Dwyer at Virginia Tech (01/11/2024) |
| | 5 | | Jaida Patrick vs Jackson St. (12/20/2023) |
| | 5 | | Lashae Dwyer vs Colgate (11/24/2023) |
| | 5 | | Jaida Patrick vs Fordham (11/12/2023) |
| **BLOCKED SHOTS** | 6 | | Kyla Oldacre vs Wake Forest (01/07/2024) |
| | 5 | | Latasha Lattimore vs Wake Forest (01/07/2024) |
| **TURNOVERS** | 7 | | Jasmyne Roberts at Florida St. (02/04/2024) |
| | 7 | | Jasmyne Roberts at Mississippi St. (11/29/2023) |
| | 7 | | Ja'Leah Williams vs Fordham (11/12/2023) |
| **FOULS** | 5 | | Lashae Dwyer vs Florida St. (02/18/2024) |
| | 5 | | Lashae Dwyer vs Clemson (02/08/2024) |
| | 5 | | Zee Spearman at North Carolina (01/25/2024) |
| | 5 | | Kyla Oldacre vs NC State (01/18/2024) |
| | 5 | | Shayeann Day-Wilson at Notre Dame (01/14/2024) |
| | 5 | | Lashae Dwyer at Notre Dame (01/14/2024) |
| | 5 | | Zee Spearman at Virginia Tech (01/11/2024) |
| | 5 | | Lemyah Hylton vs ETSU (11/26/2023) |

# OPPONENT PLAYER GAME HIGHS

| | | | |
|---|---|---|---|
| **POINTS** | 31 | | Elizabeth Kitley at Virginia Tech (01/11/2024) |
| | 29 | | Ta'Niya Latson vs Florida St. (02/18/2024) |
| | 27 | | Georgia Amoore vs Virginia Tech (N) (03/08/2024) |
| | 25 | | Hannah Hidalgo at Notre Dame (01/14/2024) |
| | 24 | | Georgia Woolley vs Syracuse (02/15/2024) |
| | 24 | | Tonie Morgan at Georgia Tech (02/11/2024) |
| | 24 | | Amari Robinson vs Clemson (02/08/2024) |
| **FIELD GOALS MADE** | 13 | | Ta'Niya Latson vs Florida St. (02/18/2024) |
| | 11 | | Elizabeth Kitley at Virginia Tech (01/11/2024) |
| **FIELD GOAL ATTEMPTS** | 23 | | Liatu King vs Pittsburgh (02/29/2024) |
| | 22 | | Ta'Niya Latson vs Florida St. (02/18/2024) |
| **FIELD GOAL PERCENTAGE (min 5 made)** | .833 | (5-6) | Kayla Blackshear at Georgia Tech (02/11/2024) |
| | .833 | (5-6) | Jada Walker vs Baylor (N) (12/16/2023) |
| **3 PT FG MADE** | 5 | | Kymora Johnson at Virginia (02/22/2024) |
| | 4 | | Sara Bejedi vs Florida St. (02/18/2024) |
| | 4 | | Matilda Ekh at Virginia Tech (01/11/2024) |
| | 4 | | Sarah Andrews vs Baylor (N) (12/16/2023) |
| | 4 | | Michelle Sidor vs DePaul (12/08/2023) |
| | 4 | | Debreasha Powe at Mississippi St. (11/29/2023) |
| **3 PT FG ATTEMPTS** | 10 | | Sara Bejedi vs Florida St. (02/18/2024) |
| | 10 | | Georgia Amoore at Virginia Tech (01/11/2024) |
| | 10 | | Aleighyah Fontenot vs Southern U. (11/17/2023) |
| | 10 | | Taylor Donaldson vs Fordham (11/12/2023) |
| **3 PT FG PERCENTAGE (min 2 made)** | 1.000 | (3-3) | Merissah Russell vs Louisville (12/31/2023) |
| | 1.000 | (2-2) | Madisyn Jordan at Wake Forest (02/01/2024) |
| **(min 5 made)** | 1.000 | (2-2) | Andrea Daley at Boston College (01/04/2024) |
| | 1.000 | (2-2) | Jayda Curry vs Louisville (12/31/2023) |
| | 1.000 | (2-2) | Asiana Britt vs Jacksonville (11/09/2023) |
| **FREE THROWS MADE** | 10 | | Georgia Amoore vs Virginia Tech (N) (03/08/2024) |
| | 9 | | Tonie Morgan vs Georgia Tech (03/03/2024) |
| **FREE THROW ATTEMPTS** | 12 | | Georgia Amoore vs Virginia Tech (N) (03/08/2024) |
| **REBOUNDS** | 18 | | Angel Reese vs LSU (N) (03/26/2023) |
| | 16 | | Taylen Collins vs Oklahoma St. (N) (03/18/2023) |
| **ASSISTS** | 9 | | Olivia Miles vs Notre Dame (12/29/2022) |
| | 7 | | Taina Mair vs Boston College (N) (03/02/2023) |
| | 7 | | Mykasa Robinson at Louisville (02/23/2023) |
| | 7 | | Taina Mair vs Boston College (01/26/2023) |
| | 7 | | Darrione Rogers at DePaul (11/20/2022) |
| **STEALS** | 6 | | Saniya Rivers at NC State (01/19/2023) |
| | 5 | | Maddy Siegrist vs Villanova (N) (03/24/2023) |
| **BLOCKED SHOTS** | 4 | | Kylee Watson at Notre Dame (01/14/2024) |
| | 3 | | Anya Poole vs North Carolina (N) (03/07/2024) |
| | 3 | | Sam Brunelle at Virginia (02/22/2024) |
| | 3 | | Makayla Timpson vs Florida St. (02/18/2024) |
| | 3 | | Kyra Wood vs Syracuse (02/15/2024) |
| | 3 | | Angel Jackson vs Jackson St. (12/20/2023) |
| | 3 | | Nyayongah Gony at Mississippi St. (11/29/2023) |
| **TURNOVERS** | 12 | | Keshuna Luckett vs Jackson St. (12/20/2023) |
| | 9 | | Andrea Daley at Boston College (01/04/2024) |
| | 9 | | Taya Davis vs Fordham (11/12/2023) |
| **FOULS** | 5 | | Maria Gakdeng vs North Carolina (N) (03/07/2024) |
| | 5 | | Maria Gakdeng at North Carolina (01/25/2024) |
| | 5 | | Anaya Peoples vs DePaul (12/08/2023) |
| | 5 | | Jerkaila Jordan at Mississippi St. (11/29/2023) |
| | 5 | | Jada Jones vs Jacksonville (11/09/2023) |

# CATEGORY LEADERS

**Points**

| ## | Player | G | Pts | Pts/G |
|---|---|---|---|---|
| 30 | Day-Wilson, Shayeann | 31 | 368 | 11.9 |
| 4 | Roberts, Jasmyne | 31 | 344 | 11.1 |
| 5 | Patrick, Jaida | 31 | 235 | 7.6 |
| 12 | Williams, Ja'Leah | 30 | 212 | 7.1 |
| 13 | Dwyer, Lashae | 31 | 207 | 6.7 |
| 32 | Spearman, Zee | 30 | 189 | 6.3 |
| 44 | Oldacre, Kyla | 31 | 156 | 5.0 |
| 35 | Lattimore, Latasha | 27 | 152 | 5.6 |
| 1 | Hylton, Lemyah | 22 | 145 | 6.6 |
| 21 | Stedman, Ally | 26 | 58 | 2.2 |

**Scoring Average**

| ## | Player | G | Pts | Pts/G |
|---|---|---|---|---|
| 30 | Day-Wilson, Shayeann | 31 | 368 | 11.9 |
| 4 | Roberts, Jasmyne | 31 | 344 | 11.1 |
| 5 | Patrick, Jaida | 31 | 235 | 7.6 |
| 12 | Williams, Ja'Leah | 30 | 212 | 7.1 |
| 13 | Dwyer, Lashae | 31 | 207 | 6.7 |
| 1 | Hylton, Lemyah | 22 | 145 | 6.6 |
| 32 | Spearman, Zee | 30 | 189 | 6.3 |
| 35 | Lattimore, Latasha | 27 | 152 | 5.6 |
| 44 | Oldacre, Kyla | 31 | 156 | 5.0 |
| 21 | Stedman, Ally | 26 | 58 | 2.2 |

**Field Goal Percentage**

| ## | Player | FG | Att | Pct |
|---|---|---|---|---|
| 44 | Oldacre, Kyla | 65 | 114 | .570 |
| 32 | Spearman, Zee | 81 | 162 | .500 |
| 4 | Roberts, Jasmyne | 134 | 288 | .465 |
| 1 | Hylton, Lemyah | 55 | 121 | .455 |
| 35 | Lattimore, Latasha | 60 | 132 | .455 |
| 12 | Williams, Ja'Leah | 83 | 195 | .426 |
| 30 | Day-Wilson, Shayeann | 132 | 319 | .414 |
| 13 | Dwyer, Lashae | 85 | 208 | .409 |
| 5 | Patrick, Jaida | 86 | 238 | .361 |
| 21 | Stedman, Ally | 21 | 80 | .263 |

**Field Goal Attempts**

| ## | Player | G | Att | Att/G |
|---|---|---|---|---|
| 30 | Day-Wilson, Shayeann | 31 | 319 | 10.3 |
| 4 | Roberts, Jasmyne | 31 | 288 | 9.3 |
| 5 | Patrick, Jaida | 31 | 238 | 7.7 |
| 13 | Dwyer, Lashae | 31 | 208 | 6.7 |
| 12 | Williams, Ja'Leah | 30 | 195 | 6.5 |

**Field Goals Made**

| ## | Player | G | Made | Made/G |
|---|---|---|---|---|
| 4 | Roberts, Jasmyne | 31 | 134 | 4.3 |
| 30 | Day-Wilson, Shayeann | 31 | 132 | 4.3 |
| 5 | Patrick, Jaida | 31 | 86 | 2.8 |
| 13 | Dwyer, Lashae | 31 | 85 | 2.7 |
| 12 | Williams, Ja'Leah | 30 | 83 | 2.8 |

**3-Point FG Percentage**

| ## | Player | 3FG | Att | Pct |
|---|---|---|---|---|
| 1 | Hylton, Lemyah | 27 | 69 | .391 |
| 30 | Day-Wilson, Shayeann | 60 | 163 | .368 |
| 12 | Williams, Ja'Leah | 17 | 53 | .321 |
| 13 | Dwyer, Lashae | 19 | 62 | .306 |
| 5 | Patrick, Jaida | 33 | 110 | .300 |
| 4 | Roberts, Jasmyne | 26 | 87 | .299 |
| 35 | Lattimore, Latasha | 5 | 17 | .294 |
| 21 | Stedman, Ally | 13 | 59 | .220 |
| 32 | Spearman, Zee | 1 | 5 | .200 |

**3-Point FG Attempts**

| ## | Player | G | Att | Att/G |
|---|---|---|---|---|
| 30 | Day-Wilson, Shayeann | 31 | 163 | 5.3 |
| 5 | Patrick, Jaida | 31 | 110 | 3.5 |
| 4 | Roberts, Jasmyne | 31 | 87 | 2.8 |
| 1 | Hylton, Lemyah | 22 | 69 | 3.1 |
| 13 | Dwyer, Lashae | 31 | 62 | 2.0 |

**3-Point FG Made**

| ## | Player | G | Made | Made/G |
|---|---|---|---|---|
| 30 | Day-Wilson, Shayeann | 31 | 60 | 1.9 |
| 5 | Patrick, Jaida | 31 | 33 | 1.1 |
| 1 | Hylton, Lemyah | 22 | 27 | 1.2 |
| 4 | Roberts, Jasmyne | 31 | 26 | 0.8 |
| 13 | Dwyer, Lashae | 31 | 19 | 0.6 |

# CATEGORY LEADERS

### Free Throw Percentage

| ## | Player | Made | Att | Pct |
|---|---|---|---|---|
| 4 | Roberts, Jasmyne | 50 | 64 | .781 |
| 5 | Patrick, Jaida | 30 | 40 | .750 |
| 1 | Hylton, Lemyah | 8 | 11 | .727 |
| 30 | Day-Wilson, Shayeann | 44 | 61 | .721 |
| 35 | Lattimore, Latasha | 27 | 40 | .675 |
| 12 | Williams, Ja'Leah | 29 | 44 | .659 |
| 44 | Oldacre, Kyla | 26 | 45 | .578 |
| 13 | Dwyer, Lashae | 18 | 35 | .514 |
| 21 | Stedman, Ally | 3 | 6 | .500 |
| 32 | Spearman, Zee | 26 | 58 | .448 |

### Free Throw Attempts

| ## | Player | G | Att | Att/G |
|---|---|---|---|---|
| 4 | Roberts, Jasmyne | 31 | 64 | 2.1 |
| 30 | Day-Wilson, Shayeann | 31 | 61 | 2.0 |
| 32 | Spearman, Zee | 30 | 58 | 1.9 |
| 44 | Oldacre, Kyla | 31 | 45 | 1.5 |
| 12 | Williams, Ja'Leah | 30 | 44 | 1.5 |

### Free Throws Made

| ## | Player | G | Made | Made/G |
|---|---|---|---|---|
| 4 | Roberts, Jasmyne | 31 | 50 | 1.6 |
| 30 | Day-Wilson, Shayeann | 31 | 44 | 1.4 |
| 5 | Patrick, Jaida | 31 | 30 | 1.0 |
| 12 | Williams, Ja'Leah | 30 | 29 | 1.0 |
| 35 | Lattimore, Latasha | 27 | 27 | 1.0 |

### Rebounds

| ## | Player | G | Reb | Reb/G |
|---|---|---|---|---|
| 32 | Spearman, Zee | 30 | 179 | 6.0 |
| 4 | Roberts, Jasmyne | 31 | 151 | 4.9 |
| 5 | Patrick, Jaida | 31 | 138 | 4.5 |
| 44 | Oldacre, Kyla | 31 | 137 | 4.4 |
| 12 | Williams, Ja'Leah | 30 | 136 | 4.5 |

### Assists

| ## | Player | G | Ast | Ast/G |
|---|---|---|---|---|
| 30 | Day-Wilson, Shayeann | 31 | 110 | 3.5 |
| 12 | Williams, Ja'Leah | 30 | 82 | 2.7 |
| 13 | Dwyer, Lashae | 31 | 49 | 1.6 |
| 5 | Patrick, Jaida | 31 | 48 | 1.5 |
| 4 | Roberts, Jasmyne | 31 | 46 | 1.5 |

### Rebounds Average

| ## | Player | G | Reb | Reb/G |
|---|---|---|---|---|
| 32 | Spearman, Zee | 30 | 179 | 6.0 |
| 4 | Roberts, Jasmyne | 31 | 151 | 4.9 |
| 12 | Williams, Ja'Leah | 30 | 136 | 4.5 |
| 5 | Patrick, Jaida | 31 | 138 | 4.5 |
| 44 | Oldacre, Kyla | 31 | 137 | 4.4 |

### Steals

| ## | Player | G | Stl | Stl/G |
|---|---|---|---|---|
| 4 | Roberts, Jasmyne | 31 | 50 | 1.6 |
| 12 | Williams, Ja'Leah | 30 | 50 | 1.7 |
| 13 | Dwyer, Lashae | 31 | 45 | 1.5 |
| 5 | Patrick, Jaida | 31 | 43 | 1.4 |
| 30 | Day-Wilson, Shayeann | 31 | 23 | 0.7 |

### Offensive Rebounds

| ## | Player | G | OReb | OReb/G |
|---|---|---|---|---|
| 32 | Spearman, Zee | 30 | 74 | 2.5 |
| 44 | Oldacre, Kyla | 31 | 60 | 1.9 |
| 4 | Roberts, Jasmyne | 31 | 40 | 1.3 |
| 13 | Dwyer, Lashae | 31 | 38 | 1.2 |
| 5 | Patrick, Jaida | 31 | 37 | 1.2 |

### Blocked Shots

| ## | Player | G | Blk | Blk/G |
|---|---|---|---|---|
| 35 | Lattimore, Latasha | 27 | 34 | 1.3 |
| 44 | Oldacre, Kyla | 31 | 27 | 0.9 |
| 5 | Patrick, Jaida | 31 | 17 | 0.5 |
| 32 | Spearman, Zee | 30 | 14 | 0.5 |
| 4 | Roberts, Jasmyne | 31 | 11 | 0.4 |

### Defensive Rebounds

| ## | Player | G | DReb | DReb/G |
|---|---|---|---|---|
| 4 | Roberts, Jasmyne | 31 | 111 | 3.6 |
| 32 | Spearman, Zee | 30 | 105 | 3.5 |
| 5 | Patrick, Jaida | 31 | 101 | 3.3 |
| 12 | Williams, Ja'Leah | 30 | 99 | 3.3 |
| 44 | Oldacre, Kyla | 31 | 77 | 2.5 |

### Minutes

| ## | Player | G | Min | Min/G |
|---|---|---|---|---|
| 30 | Day-Wilson, Shayeann | 31 | 929 | 29:59 |
| 4 | Roberts, Jasmyne | 31 | 889 | 28:40 |
| 12 | Williams, Ja'Leah | 30 | 837 | 27:53 |
| 5 | Patrick, Jaida | 31 | 831 | 26:48 |
| 13 | Dwyer, Lashae | 31 | 666 | 21:29 |

# PLAYER GAME-BY-GAME PTS-REB-AST

| Opponent | Date | Score | | 1 HYLTON,LEM | 4 ROBERTS,JA | 5 PATRICK,JA | 12 WILLIAMS,J | 13 DWYER,LASH | 21 STEDMAN,AL | 30 DAY-WILSON | 32 SPEARMAN,Z | 35 LATTIMORE, | 44 OLDACRE,KY |
|---|---|---|---|---|---|---|---|---|---|---|---|---|---|
| Jacksonville | 11/09/2023 | 81-53 | W | 14-3-1 | 14-7-0 | 2-5-1 | 9-0-1 | 13-4-1 | 6-1-0 | 6-4-9 | 13-6-1 | DNP | 4-4-2 |
| Fordham | 11/12/2023 | 78-39 | W | 17-1-1 | 6-7-1 | 14-8-0 | 7-3-8 | 7-3-2 | 5-1-0 | 7-1-6 | 8-4-0 | DNP | 7-8-1 |
| Southern U. | 11/17/2023 | 61-57 | W | 0-4-0 | 17-4-3 | 7-5-0 | 9-3-3 | 5-2-2 | 0-3-0 | 13-3-2 | DNP | DNP | 10-8-0 |
| Colgate | 11/24/2023 | 67-49 | W | 3-2-0 | 13-3-1 | 9-0-3 | 7-3-2 | 10-3-3 | 3-0-0 | 8-2-5 | 10-9-2 | 2-1-0 | 2-3-1 |
| ETSU | 11/26/2023 | 68-44 | W | 6-1-1 | 4-1-2 | 7-4-0 | 9-2-1 | 3-1-1 | 6-1-0 | 19-2-3 | 5-7-0 | 5-2-0 | 4-6-0 |
| at Mississippi St. | 11/29/2023 | 74-68 | W | 16-0-2 | 15-9-1 | 3-0-2 | 2-6-2 | 5-2-3 | 0-0-0 | 10-4-6 | 11-15-0 | 8-6-0 | 4-3-1 |
| NJIT | 12/03/2023 | 87-43 | W | 11-1-0 | 12-7-1 | 12-5-3 | DNP | 10-4-2 | 5-0-1 | 10-1-8 | 8-4-2 | 10-4-1 | 9-5-1 |
| DePaul | 12/08/2023 | 75-70 | W | 11-1-2 | 16-7-1 | 15-5-2 | 2-1-2 | 6-4-2 | 0-0-0 | 12-5-2 | 1-5-0 | 2-2-0 | 10-7-1 |
| vs Baylor | 12/16/2023 | 57-75 | L | 0-1-0 | 5-3-0 | 4-2-0 | 6-6-3 | 6-1-3 | 11-2-0 | 12-7-2 | 2-2-0 | 0-1-0 | 11-6-0 |
| Jackson St. | 12/20/2023 | 59-52 | W | 0-1-0 | 10-5-1 | 15-2-2 | 12-2-4 | 4-5-3 | 3-1-0 | 0-1-0 | 9-6-1 | 2-1-0 | 4-4-0 |
| Alabama St. | 12/28/2023 | 81-36 | W | 2-5-0 | 9-8-2 | 1-2-0 | 14-3-3 | 13-3-2 | 2-1-4 | 4-5-4 | 14-10-0 | 13-1-0 | 9-6-0 |
| Louisville | 12/31/2023 | 72-77 | L | 12-3-2 | 10-3-1 | 9-2-2 | 11-3-3 | 10-0-1 | 2-0-0 | 10-1-2 | 4-6-0 | 2-2-1 | 2-2-1 |
| at Boston College | 01/04/2024 | 64-70 | L | 7-3-0 | 9-4-0 | 11-5-2 | 10-2-2 | 6-2-3 | 2-0-1 | 5-2-1 | 2-1-0 | 1-0-0 | 11-9-1 |
| Wake Forest | 01/07/2024 | 77-47 | W | 11-3-1 | 21-5-2 | 7-4-2 | 4-5-5 | 9-1-2 | 2-2-0 | 9-1-3 | 0-0-0 | 8-3-1 | 6-8-1 |
| at Virginia Tech | 01/11/2024 | 52-76 | L | 0-3-0 | 9-4-0 | 0-4-1 | 10-8-2 | 8-6-2 | 0-0-0 | 19-2-4 | 2-2-0 | 2-2-0 | 2-2-1 |
| at Notre Dame | 01/14/2024 | 59-70 | L | 7-2-0 | 2-6-3 | 15-6-1 | 6-3-0 | 9-0-2 | 0-0-1 | 11-2-3 | 7-9-0 | 0-5-2 | 2-5-0 |
| NC State | 01/18/2024 | 73-59 | W | 0-0-0 | 18-5-1 | 6-4-1 | 3-5-5 | 18-6-2 | 0-0-0 | 18-1-3 | 10-8-0 | 0-4-1 | 0-1-2 |
| at North Carolina | 01/25/2024 | 61-66 | L | 2-0-0 | 4-4-1 | 10-7-2 | 5-5-1 | 9-3-1 | 6-1-3 | 18-2-2 | 6-9-0 | 0-0-0 | 1-3-0 |
| Duke | 01/28/2024 | 64-58 | W | 0-2-0 | 9-4-1 | 7-4-2 | 16-7-1 | 1-1-2 | 3-1-0 | 17-0-3 | 7-8-1 | DNP | 4-3-1 |
| at Wake Forest | 02/01/2024 | 72-54 | W | 9-1-3 | 15-3-2 | 6-6-2 | 2-6-3 | 4-1-0 | 2-0-0 | 15-1-4 | 2-3-0 | 9-2-1 | 8-5-1 |
| at Florida St. | 02/04/2024 | 68-75 | L | 15-1-0 | 12-4-2 | 5-12-1 | 6-4-8 | 2-1-2 | DNP | 12-4-4 | 2-3-0 | 14-1-1 | 0-1-0 |
| Clemson | 02/08/2024 | 75-72 | Wot | 2-0-0 | 2-2-3 | 9-2-2 | 11-9-5 | 7-2-0 | 0-1-1 | 17-5-5 | 14-7-1 | 9-6-1 | 4-5-0 |
| at Georgia Tech | 02/11/2024 | 62-60 | W | DNP | 14-5-1 | 6-7-2 | 9-2-2 | 1-3-0 | 0-1-0 | 17-4-3 | 6-7-1 | 3-3-0 | 6-5-0 |
| Syracuse | 02/15/2024 | 60-71 | L | DNP | 4-2-3 | 9-4-2 | 9-4-2 | 2-0-2 | DNP | 11-1-2 | 6-6-0 | 10-6-1 | 9-6-0 |
| Florida St. | 02/18/2024 | 68-74 | L | DNP | 15-13-4 | 7-3-0 | 6-6-2 | 6-7-1 | 0-0-0 | 21-5-3 | 2-5-1 | 11-4-1 | 0-2-0 |
| at Virginia | 02/22/2024 | 60-77 | L | DNP | 13-2-3 | 8-5-1 | 0-0-0 | 0-0-0 | 0-1-0 | 11-3-4 | 4-5-2 | 10-9-2 | 14-6-0 |
| at Clemson | 02/25/2024 | 56-50 | W | DNP | 26-6-0 | 11-6-5 | 4-8-2 | 3-3-2 | 0-0-0 | 3-2-4 | 2-4-0 | 4-5-0 | 3-6-0 |
| Pittsburgh | 02/29/2024 | 62-44 | W | DNP | 17-3-2 | 16-6-3 | 4-7-4 | 17-2-2 | DNP | 2-0-3 | 0-3-1 | 6-8-0 | 0-3-0 |
| Georgia Tech | 03/03/2024 | 66-71 | Lot | DNP | 7-5-2 | 0-4-3 | 4-4-2 | 5-8-0 | DNP | 27-5-3 | 12-12-1 | 5-2-0 | 6-4-0 |
| vs North Carolina | 03/07/2024 | 60-59 | W | DNP | 4-6-1 | 4-6-1 | 11-7-2 | 2-2-0 | 0-0-0 | 13-3-5 | 12-10-0 | 12-4-0 | 2-0-0 |
| vs Virginia Tech | 03/08/2024 | 47-55 | L | DNP | 12-4-1 | 0-3-0 | 4-12-2 | 6-4-1 | DNP | 11-6-2 | 8-3-0 | 4-0-0 | 2-1-0 |

| Opponent | Date | Score | | 35 LATTIMORE, | 44 OLDACRE,KY |
|---|---|---|---|---|---|
| UMES | 11/07/2022 | 83-51 | W | 11-5-1 | DNP |
| Stetson | 11/10/2022 | 80-56 | W | 2-2-1 | DNP |
| Boston U. | 11/13/2022 | 81-46 | W | 25-10-0 | DNP |
| Fla. Atlantic | 11/16/2022 | 75-42 | W | 7-1-1 | DNP |
| at DePaul | 11/20/2022 | 83-98 | L | 2-0-0 | DNP |
| at Loyola Chicago | 11/22/2022 | 63-45 | W | 6-2-0 | DNP |
| N.C. A&T | 11/25/2022 | 97-54 | W | 7-6-1 | DNP |
| Columbia | 11/27/2022 | 71-78 | L | 4-1-0 | DNP |
| Michigan | 12/01/2022 | 64-76 | L | 5-2-0 | DNP |
| North Florida | 12/04/2022 | 85-45 | W | DNP | DNP |
| Florida | 12/11/2022 | 73-76 | Lot | DNP | DNP |
| at Florida St. | 12/21/2022 | 85-92 | L | DNP | 2-0-0 |
| Notre Dame | 12/29/2022 | 63-66 | L | DNP | 4-2-0 |
| at Pittsburgh | 01/01/2023 | 74-67 | W | DNP | 7-5-0 |
| North Carolina | 01/05/2023 | 62-58 | W | DNP | 2-3-1 |
| Virginia Tech | 01/08/2023 | 77-66 | W | DNP | 9-4-0 |
| at Georgia Tech | 01/12/2023 | 69-60 | W | DNP | 2-0-0 |
| Wake Forest | 01/15/2023 | 55-43 | W | DNP | 8-5-0 |
| at NC State | 01/19/2023 | 61-71 | L | DNP | 0-0-0 |
| Boston College | 01/26/2023 | 86-65 | W | DNP | 5-4-1 |
| at Wake Forest | 01/29/2023 | 52-55 | L | DNP | 0-0-0 |
| at Clemson | 02/02/2023 | 69-66 | Wot | DNP | DNP |
| Georgia Tech | 02/05/2023 | 64-58 | W | DNP | 4-4-0 |
| Florida St. | 02/09/2023 | 86-82 | W | DNP | 0-5-0 |
| at Duke | 02/12/2023 | 40-50 | L | DNP | 0-1-0 |
| Clemson | 02/16/2023 | 59-54 | W | DNP | 6-1-0 |
| at Syracuse | 02/19/2023 | 68-77 | L | DNP | 3-3-1 |
| at Louisville | 02/23/2023 | 57-71 | L | DNP | 4-4-0 |
| Virginia | 02/26/2023 | 85-74 | W | DNP | 19-8-0 |
| vs Boston College | 03/02/2023 | 84-69 | W | DNP | 7-4-0 |
| vs Virginia Tech | 03/03/2023 | 42-68 | L | DNP | 6-7-1 |
| vs Oklahoma St. | 03/18/2023 | 62-61 | W | DNP | 2-5-0 |
| at Indiana | 03/20/2023 | 70-68 | W | DNP | 1-2-0 |
| vs Villanova | 03/24/2023 | 70-65 | W | DNP | 0-3-0 |
| vs LSU | 03/26/2023 | 42-54 | L | DNP | 0-1-0 |

# HURRICANE RECORDS


Team Game Records ..... 70-71
Team ACC Game Records ..... 71
Team Season Records ..... 72
Individual Game Records ..... 73-74
Individual ACC Game Records ..... 74
Individual Season Records ..... 75-76
Individual Career Records ..... 77-78
NCAA Tournament Records ..... 79-82
WNIT Records ..... 83-86
ACC Tournament Records ..... 87-90
Watsco Center Records ..... 91
Miscellaneous Records ..... 92
Overtime Games ..... 93
100-Point Games ..... 94
Halftime Comebacks ..... 95-96
All-Time Comebacks ..... 97
Against Ranked Opponents ..... 98-102
Last Time It Happened ..... 103
Yearly Leaders ..... 104-106
1,000 Points Club ..... 107-110
Year-By-Year Stats ..... 111-113

# TEAM GAME RECORDS

## MARGIN OF VICTORY

| Category | Points | Opponent | Date |
|---|---|---|---|
| Largest Margin of Victory | 81 | Prairie View A&M (UM, 107-26) | 1/17/11 |
| Largest Margin of Defeat | 69 | at Texas (UT, 112-43) | 2/17/86 |
| Largest Margin of Victory at Home | 81 | Prairie View A&M (UM, 107-26) | 1/17/11 |
| Largest Margin of Defeat at Home | 58 | Maryland (MD, 111-53) | 1/10/07 |
| Largest Margin of Victory on Road | 63 | at Miami-Dade New World (UM, 98-35) | 12/10/79 |
| | | at Broward Central (UM, 101-38) | 11/28/79 |
| Largest Margin of Defeat on Road | 69 | at Texas (UT, 112-43) | 2/17/86 |

## POINTS

| Category | Points | Opponent | Date |
|---|---|---|---|
| Most Points | 112 | Stetson | 1/12/91 |
| Fewest Points | 21 | Miami-Dade North | 1/9/73 |
| Most Points Allowed | 112 | at Texas | 2/17/86 |
| Fewest Points Allowed | 19 | Miami-Dade New World | 2/14/80 |
| Most Points in an ACC Game | 100 | North Carolina | 1/26/17 |
| Most Points at Home | 112 | Stetson | 1/12/91 |
| Most Points on Road | 111 | at CSU Bakersfield | 11/15/09 |
| Most Points Neutral | 98 | vs. Stetson& | 3/7/91 |
| Most Points in a Loss | 93 | Duke (2OT) | 2/19/06 |
| Most Points Combined | 204 | at CSU Bakersfield (UM, 111-93) | 11/15/09 |

## POINTS IN A QUARTER^

| Category | Points | Opponent | Date |
|---|---|---|---|
| Most Points in a Quarter | 33 | Alabama (2nd) | 12/21/18 |
| Fewest Points in a Quarter | 1 | at Colorado (1st) | 11/18/17 |
| Most Points Allowed in a Quarter | 33 | vs. Quinnipiac (4th) | 3/17/18 |
| Fewest Points Allowed in a Quarter | 0 | vs. UNC Asheville (2nd) | 12/20/19 |
| **Most Points Combined in a Quarter** | **57** | **at Florida State (29-28, FSU, 4th)** | **12/21/22** |
| Fewest Points Combined in a Quarter | 8 | at Colorado (CU, 7-1, 1st) | 11/18/17 |
| Largest Positive Margin in a Quarter | +22 | Clemson (UM, 28-4, 2nd) | 2/27/22 |
| Largest Negative Margin in a Quarter | -26 | at North Carolina (UNC, 28-2, 1st) | 2/6/22 |
| Most Points in a Quarter at Home | 31 | North Carolina (3rd) | 1/26/17 |
| Most Points Allowed in a Quarter at Home | 28 | Florida State (1st) | 2/11/18 |
| | | Florida State (3rd) | 12/29/16 |
| Most Points in a Quarter on the Road | 29 | at Notre Dame (4th) | 2/14/16 |
| Most Points Allowed in a Quarter on the Road | 32 | at Syracuse (1st) | 1/17/21 |
| Most Points in a Quarter at Neutral Site | 30 | vs. Indiana (3rd) | 12/20/15 |
| Most Points Allowed in a Quarter at Neutral Site | 29 | vs. Baylor (2nd) | 12/19/15 |

^ - *NCAA switched to the quarter system in advance of the 2015-16 season*

## FIELD GOALS

| Category | FG | Opponent | Date |
|---|---|---|---|
| Most Field Goal Attempts | 102 | FIU | 1/15/80 |
| Fewest Field Goal Attempts | 41 | Rutgers | 2/6/97 |
| Most Field Goals Made | 51 | FIU | 1/27/81 |
| Fewest Field Goals Made | 9 | Rutgers | 12/16/12 |
| Highest Field Goal Percentage | .661 (39-59) | Bethune-Cookman | 12/1/87 |
| Lowest Field Goal Percentage | .191 (9-47) | Rutgers | 12/16/12 |

## FREE THROWS

| Category | FT | Opponent | Date |
|---|---|---|---|
| Most Free Throw Attempts | 56 | Homestead AFB | 1/14/76 |
| Fewest Free Throw Attempts | 2 | Illinois-Chicago | 12/16/89 |
| Most Free Throws Made | 35* | Pittsburgh | 1/21/99 |
| Fewest Free Throws Made | 1 | at West Virginia | 1/8/02 |
| Highest Free Throw Percentage (min. 10 att) | 1.000 (12-12)* | Jacksonville | 11/13/07 |
| Lowest Free Throw Percentage | .143 (1-7) | at West Virginia | 1/8/02 |

# TEAM GAME RECORDS

### REBOUNDS

| Category | Reb | Opponent | Date |
|---|---|---|---|
| Most Rebounds | 72 | Stetson@ | 3/4/82 |
| Fewest Rebounds | 18 | Stetson | 2/13/89 |

### ASSISTS

| Category | Ast | Opponent | Date |
|---|---|---|---|
| Most Assists | 32* | North Carolina A&T | 12/28/05 |
| Fewest Assists | 0 | Illinois | 12/14/85 |

### BLOCKED SHOTS

| Category | Blk | Opponent | Date |
|---|---|---|---|
| Most Blocked Shots | 12 | FIU | 2/21/81 |
| Fewest Blocked Shots | 0* | Villanova! | 3/24/23 |

### STEALS

| Category | Stl | Opponent | Date |
|---|---|---|---|
| Most Steals | 38 | Broward Central | 2/12/80 |
| Fewest Steals | 1* | Wake Forest | 1/29/23 |

### TURNOVERS

| Category | TO | Opponent | Date |
|---|---|---|---|
| Most Turnovers | 50 | Florida | 1/12/80 |
| Fewest Turnovers | 3 | Boston College | 2/1/92 |

### PERSONAL FOULS

| Category | PF | Opponent | Date |
|---|---|---|---|
| Fewest Personal Fouls | 5 | Seton Hall | 1/5/92 |

** - recorded more than once with most recent listed*
*vs. - neutral site game*
*$ - NSWAC Tournament game*
*! - NCAA Tournament game*
*@ - FAIAW State Championship Tournament game*
*& - BIG EAST Tournament game*

# TEAM ACC GAME RECORDS

| CATEGORY | STAT | OPPONENT | DATE |
|---|---|---|---|
| Scoring | 100 | North Carolina | 1/26/17 |
| Field Goals Made | 38 | North Carolina | 1/26/17 |
| Field Goals Attempted | 82 | North Carolina | 2/21/08 |
| Field Goal Percentage | .638 | Georgia Tech | 2/26/17 |
| 3-Point Field Goals Made | 13 | Clemson | 2/16/20 |
| 3-Point Field Goals Attempted | 37 | Duke | 1/18/15 |
| 3-Point Field Goal % (min. 5 FGM) | .643 | Georgia Tech | 1/13/08 |
| Free Throws Made | 34 | Boston College | 1/27/19 |
| Free Throws Attempted | 49 | Boston College | 1/27/19 |
| Free Throw Percentage (min. 10 att) | .941 | North Carolina | 1/26/17 |
| Assists | 26* | Virginia | 2/26/23 |
| Rebounds | 57 | Virginia Tech | 2/23/17 |
| Offensive Rebounds | 24 | Virginia Tech | 1/24/10 |
| Defensive Rebounds | 36 | Virginia Tech | 2/23/17 |
| Steals | 22* | Boston College | 1/26/23 |
| Blocked Shots | 10 | Notre Dame | 1/8/15 |

** - recorded more than once with most recent listed*

# TEAM SEASON RECORDS

## POINTS

| Category | G | Pts | PPG | Year |
|---|---|---|---|---|
| Most Points | 36 | 2,693 | 74.8 | 2009-10 |
| Fewest Points | 8 | 283 | 35.4 | 1972-73 |
| Highest Scoring Average | 33 | 2,636 | 79.9 | 2010-11 |
| Lowest Scoring Average# | 30 | 1,810 | 60.3 | 2007-08 |

## FIELD GOALS

| Category | G | FG | Year |
|---|---|---|---|
| Most FG Attempts | 38 | 2,638 | 1980-81 |
| Fewest FG Attempts# | 29 | 1,164 | 1989-90 |
| Most FG Made | 38 | 1,096 | 1980-81 |
| Fewest FG Made# | 22 | 530 | 2020-21 |
| Highest FG Percentage | 28 | .485 (859-1,172) | 1984-85 |
| Lowest FG Percentage# | 27 | .354 (631-1,780) | 1993-94 |

## FREE THROWS

| Category | G | FT | Year |
|---|---|---|---|
| Most FT Attempts | 39 | 774 | 1980-81 |
| Fewest FT Attempts# | 22 | 368 | 2020-21 |
| Most FT Made | 36 | 521 | 2009-10 |
| Fewest FT Made# | 22 | 246 | 2020-21 |
| Highest FT Percentage | 30 | .750 (437-583) | 2005-06 |
| Lowest FT Percentage# | 27 | .531 (282-531) | 1982-83 |

## REBOUNDS

| Category | G | Reb | RPG | Year |
|---|---|---|---|---|
| Most Rebounds | 39 | 1,733 | 44.4 | 1980-81 |
| Fewest Rebounds# | 22 | 808 | 36.7 | 2020-21 |
| Highest Rebounding Avg. | 29 | 1,376 | 47.4 | 1980-81 |
| Lowest Rebounding Avg.# | 30 | 921 | 30.7 | 1986-87 |

## ASSISTS

| Category | G | Ast | Year |
|---|---|---|---|
| Most Assists | 32 | 559 | 1991-92 |
| Fewest Assists# | 27 | 255 | 1994-95 |

## BLOCKED SHOTS

| Category | G | Blk | Year |
|---|---|---|---|
| Most Blocked Shots | 34 | 156 | 1979-80 |
| Fewest Blocked Shots# | 30 | 16 | 1986-87 |

## STEALS

| Category | G | Stl | Year |
|---|---|---|---|
| Most Steals | 34 | 582 | 1979-80 |
| Fewest Steals# | 22 | 156 | 2020-21 |

## TURNOVERS

| Category | G | TO | Year |
|---|---|---|---|
| Most Turnovers | 38 | 931 | 1980-81 |
| Fewest Turnovers# | 22 | 302 | 2020-21 |

## PERSONAL FOULS

| Category | G | PF/FO | Year |
|---|---|---|---|
| Most Personal Fouls | 39 | 768 | 1980-81 |
| Fewest Personal Fouls# | 22 | 344 | 2020-21 |
| Fewest Disqualifications# | 22 | 0 | 2020-21 |

** - recorded more than once with most recent listed*
*# - statistic first recorded in 1979*

## WINS AND LOSSES

| Category | W/L | Record | Year |
|---|---|---|---|
| Most Wins | 30 | 30-2 | 1991-92 |
| Fewest Wins | 2 | 2-6 | 1972-73 |
| Most Losses | 21 | 9-21 | 2007-08 |
| Fewest Losses | 2 | 30-2 | 1991-92 |

## WINNING PERCENTAGE

| Category | W-L | Pct. | Year |
|---|---|---|---|
| Best Winning Percentage | 30-2 | .938 | 1991-92 |
| Worst Winning Percentage | 2-6 | .250 | 1972-73 |

## GAMES PLAYED

| Category | G | Record | Year |
|---|---|---|---|
| Most Games Played | 39 | 24-15 | 1980-81 |
| Fewest Games Played | 8 | 2-6 | 1972-73 |

# INDIVIDUAL GAME RECORDS

## SCORING

### SINGLE-GAME SCORING

| | Name | Opponent (date) | Pts |
|---|---|---|---|
| 1. | Renee Taylor | at Houston (12/19/06) | 42 |
| 2. | Frances Savage | vs. Providence (3/8/92) | 41 |
| | Maria Rivera | vs. UCF (2/25/88) | 41 |
| 4. | Octavia Blue | vs. Florida Atlantic (11/25/97) | 40 |
| | Frances Savage | vs. FIU (2/24/89) | 40 |
| | Maria Rivera | vs. Illinois (12/30/87) | 40 |
| | Wendy Foote | vs. Miami-Dade NW (1978) | 40 |
| 8. | Tamara James | vs. Fairfield (12/28/04) | 39 |
| 9. | Maria Rivera | vs. Monmouth (11/28/86) | 38 |
| 10. | Tamara James | vs. Georgia Tech (2/26/06) | 37 |
| | Tamara James | vs. Eastern Kentucky (11/23/03) | 37 |
| | Frances Savage | vs. Stetson (1/13/90) | 37 |
| | Joani Bowles | vs. Temple (1/13/84) | 37 |

## FIELD GOALS

### SINGLE-GAME FIELD GOALS MADE

| | Name | Opponent (date) | FGM |
|---|---|---|---|
| 1. | Tamara James | vs. Fairfield (12/28/04) | 17 |
| | Joani Bowles | vs. Temple (1/13/84) | 17 |
| | Wendy Foote | vs. Miami-Dade NW (1978) | 17 |
| 4. | Octavia Blue | vs. Florida Atlantic (11/25/97) | 16 |
| | Frances Savage | vs. Villanova (3/1/92) | 16 |
| 6. | Tamara James | vs. Quinnipiac (11/29/02) | 15 |
| | Chanivia Broussard | vs. Richmond (12/21/03) | 15 |
| | Maria Rivera | vs. UCF (2/25/88) | 15 |
| | Sylvia Wilson | vs. FIU (1/26/82) | 15 |
| 10. | 13 different times a player has recorded | | 14 |

### SINGLE-GAME FIELD GOAL ATTEMPTS

| | Name | Opponent (date) | FGA |
|---|---|---|---|
| 1. | Maria Rivera | vs. LSU (1/10/86) | 34 |
| 2. | Joani Bowles | vs. Temple (1/13/84) | 31 |
| | Riquna Williams | vs. North Carolina (2/13/11) | 31 |
| 4. | Tamara James | vs. Virginia Tech (2/6/05) | 29 |
| | Frances Savage | vs. Rutgers (1/28/89) | 29 |
| | Maria Rivera | vs. North Carolina (12/29/86) | 29 |
| | Riquna Williams | vs. Boston College (1/16/11) | 29 |
| 8. | Octavia Blue | vs. Georgetown (2/14/96) | 28 |
| | Riquna Williams | vs. Tennessee (11/15/11) | 28 |
| 10. | Eight different times a player has recorded | | 27 |

### SINGLE-GAME FIELD GOAL PCT. (10 FGA MIN.)

| | Name | FG | FGA | Pct | Opponent (date) |
|---|---|---|---|---|---|
| 1. | Jill Poorman | 11 | 12 | .917 | vs. Flagler (2/16/80) |
| 2. | Jennifer Jordan | 10 | 11 | .909 | vs. Syracuse (1/20/96) |
| | Maria Rivera | 10 | 11 | .909 | vs. Lamar (1/11/85) |
| 4. | Tamara James | 12 | 14 | .857 | vs. NC A&T (12/28/05) |
| 5. | Frances Savage | 11 | 13 | .846 | vs. SW Mo St. (11/25/88) |
| 6. | Emese Hof | 10 | 12 | .833 | vs. Florida A&M (12/18/18) |
| | Emese Hof | 10 | 12 | .833 | vs. Hartford (11/11/18) |
| | Erykah Davenport | 10 | 12 | .833 | vs. Pittsburgh (2/15/18) |
| | Emese Hof | 10 | 12 | .833 | vs. Sac. St. (12/18/17) |
| | Melissa Knight | 10 | 12 | .833 | vs. Maryland (12/29/02) |
| | Della Wilson | 10 | 12 | .833 | vs. UConn (2/14/93) |
| | Frances Savage | 10 | 12 | .833 | vs. Arizona (12/2/89) |
| | LaToya Drake | 10 | 12 | .833 | vs. Norfolk St. (11/14/08) |

## 3-POINT FIELD GOALS

### SINGLE-GAME 3-POINT FG MADE

| | Name | Opponent (date) | 3PM |
|---|---|---|---|
| 1. | Sarah Mortensen | at FIU (11/6/18) | 8 |
| | Riquna Williams | at CSU Bakersfield (11/15/09) | 8 |
| | Riquna Williams | vs. Maryland (1/12/12) | 8 |
| 4. | Haley Cavinder | vs. Florida State (2/9/23) | 7 |
| | Kelsey Marshall | at Virginia (2/13/20) | 7 |
| | Renee Taylor | at Houston (12/19/06) | 7 |
| | Maria Rivera | vs. UCF (2/25/88) | 7 |
| | Riquna Williams | at Michigan (3/31/10) | 7 |
| 8. | 16 different times a player has recorded (Most recent: Kelsey Marshall, at Notre Dame, 2/10/22) | | 6 |

### SINGLE-GAME 3-POINT FG ATTEMPTS

| | Name | Opponent (date) | 3PA |
|---|---|---|---|
| 1. | Kelsey Marshall | at Pittsburgh (1/21/21) | 18 |
| 2. | Riquna Williams | at Michigan (3/31/10) | 15 |
| 3. | Kelsey Marshall | at Florida State (1/20/22) | 14 |
| | Kelsey Marshall | at Virginia (2/13/20) | 14 |
| | Shannon Drury | vs. Tulane (11/22/98) | 14 |
| | Riquna Williams | at CSU Bakersfield (11/15/10) | 14 |
| | Riquna Williams | vs. Maryland (1/12/12) | 14 |
| 7. | Kelsey Marshall | vs. Virginia Tech (2/11/21) | 13 |
| | Maurita Reid | vs. Florida Atlantic (11/9/07) | 13 |
| | Maurita Reid | at North Carolina (2/18/07) | 13 |
| | Maria Rivera | vs. UCF (2/25/88) | 13 |
| | Riquna Williams | at Cornell (12/21/09) | 13 |
| | Riquna Williams | vs. Boston College (1/16/11) | 13 |
| | Krystal Saunders | at Duke (1/31/13) | 13 |

### SINGLE-GAME 3-POINT FG PCT. (4 3PA MIN.)

| | Name | 3PM | 3PA | Pct | Opponent (date) |
|---|---|---|---|---|---|
| 1. | Laura Cornelius | 6 | 6 | 1.000 | at Pittsburgh (1/2/17) |
| | Laura Cornelius | 6 | 6 | 1.000 | vs. NC State (12/30/15) |
| 3. | Kelsey Marshall | 5 | 5 | 1.000 | vs. Virginia (2/3/19) |
| | Shenise Johnson | 5 | 5 | 1.000 | vs. PV A&M (11/17/11) |
| 5. | Taylor Mason | 4 | 4 | 1.000 | vs. Clemson (2/16/20) |
| | Maria Rivera | 4 | 4 | 1.000 | vs. Beth-Cook (12/1/87) |
| | Shenise Johnson | 4 | 4 | 1.000 | at Providence (3/28/10) |
| | Adrienne Motley | 4 | 4 | 1.000 | vs. Pittsburgh (1/7/16) |
| 8. | Sarah Mortensen | 8 | 9 | .888 | at FIU (12/6/18) |
| 9. | Renee Taylor | 5 | 6 | .833 | vs. UCF (12/20/05) |
| | Melissa Knight | 5 | 6 | .833 | vs. Clemson (1/12/06) |
| | Renee Taylor | 5 | 6 | .833 | vs. NC State (1/26/06) |
| | Maurita Reid | 5 | 6 | .833 | at Virginia Tech (1/25/07) |

## FREE THROWS

### SINGLE-GAME FREE THROWS MADE

| | Name | Opponent (date) | FTM |
|---|---|---|---|
| 1. | Desma Thomas | vs. St. John's (2/3/96) | 18 |
| | Desma Thomas | vs. Georgetown (2/25/97) | 16 |
| 3. | Frances Savage | vs. Purdue (11/25/90) | 15 |
| | Maria Rivera | vs. UCF (1/20/88) | 15 |
| | Maria Rivera | vs. Florida A&M (1/11/88) | 15 |
| 6. | Tamara James | vs. FIU (3/18/06) | 14 |
| 7. | Jessica Thomas | at St. John's (11/20/16) | 13 |
| | Michelle Woods | at Syracuse (2/12/15) | 13 |
| | Tamara James | vs. Duke (2/29/06) | 13 |
| 10. | Tamara James | vs. Rutgers (3/9/03) | 12 |
| | Octavia Blue | vs. Providence (2/20/98) | 12 |
| | Jeannie Hebert | vs. FIU (2/23/90) | 12 |
| | Frances Savage | vs. FIU (2/24/89) | 12 |

# INDIVIDUAL GAME RECORDS

### SINGLE-GAME FREE THROW ATTEMPTS

| | Name | Opponent (date) | FTA |
|---|---|---|---|
| 1. | Desma Thomas | vs. St. John's (2/3/96) | 22 |
| 2. | Frances Savage | vs. Purdue (11/25/90) | 20 |
| 3. | Desma Thomas | vs. Georgetown (2/25/97) | 19 |
| | Maria Rivera | vs. UCF (1/20/88) | 19 |
| | Maria Rivera | vs. Florida A&M (1/11/88) | 19 |
| 6. | Frances Savage | vs. Providence (3/8/92) | 17 |
| 7. | Tamara James | vs. FIU (3/18/06) | 16 |
| 8. | Seven different times a player has recorded | | 15 |
| | (Most recent: Jessica Thomas, at St. John's, 11/20/16) | | |

### SINGLE-GAME FREE-THROW PCT. (8 FTA MIN.)

| | Name | FTM | FTA | Pct | Opponent (date) |
|---|---|---|---|---|---|
| 1. | Emese Hof | 11 | 11 | 1.000 | at Syracuse (1/23/19) |
| | Tamara James | 11 | 11 | 1.000 | vs. FDU (12/2/05) |
| | Frances Savage | 11 | 11 | 1.000 | vs. Pittsburgh (1/11/92) |
| | Frances Savage | 11 | 11 | 1.000 | vs. Rutgers (12/8/91) |
| 5. | Haley Cavinder | 10 | 10 | 1.000 | vs. Florida State (2/9/23) |
| | Renee Taylor | 10 | 10 | 1.000 | vs. Virginia (1/22/06) |
| | Kym Hope | 10 | 10 | 1.000 | vs. Boston Coll. (1/16/99) |
| | Jeannie Hebert | 10 | 10 | 1.000 | vs. Boston Coll. (1/3/92) |
| | Maria Rivera | 10 | 10 | 1.000 | vs. Boston Coll. (1/3/92) |
| 9. | Renee Taylor | 9 | 9 | 1.000 | at Houston (12/19/06) |
| | Renee Taylor | 9 | 9 | 1.000 | at St. Mary's (11/17/06) |

## ASSISTS

### SINGLE-GAME ASSISTS

| | Name | Opponent (date) | Ast |
|---|---|---|---|
| 1. | Robin Harmony | vs. FIU (12/4/82) | 14 |
| 2. | Gina Graziani | vs. Providence (12/6/97) | 13 |
| | Gina Graziani | vs. West Virginia (1/22/97) | 13 |
| | Jeannie Hebert | vs. Syracuse (12/27/90) | 13 |
| 5. | 10 different times a player has recorded | | 12 |

## REBOUNDS

### SINGLE-GAME REBOUNDS

| | Name | Opponent (date) | Reb |
|---|---|---|---|
| 1. | Cordelia Fulmore | vs. Georgia State (2/24/84) | 25 |
| 2. | Donna Mapp | vs. Stetson (2/5/83) | 24 |
| 3. | Beatrice Mompremier | vs. Arizona State (3/24/19) | 22 |
| | Sylvia Wilson | vs. USF (2/20/80) | 22 |
| 5. | Beatrice Mompremier | vs. Marquette (11/15/18) | 21 |
| | Tamara James | vs. USF (11/22/02) | 21 |
| 7. | Frances Savage | vs. Florida State (12/11/80) | 20 |
| | Cordelia Fulmore | vs. Florida Memorial (2/14/84) | 20 |
| | Sylvia Wilson | vs. UCF (2/6/81) | 20 |
| | Sylvia Wilson | vs. Miami-Dade South (2/3/81) | 20 |

## STEALS

### SINGLE-GAME STEALS

| | Name | Opponent (date) | Stl |
|---|---|---|---|
| 1. | Maurita Reid | vs. Wake Forest (2/8/07) | 10 |
| | Maria Rivera | vs. Minnesota (12/22/86) | 10 |
| | Pat Bentoski | vs. Stetson (2/3/80) | 10 |
| 4. | Maria Rivera | vs. Stetson (1/21/87) | 9 |
| | Cordelia Fulmore | vs. Purdue (12/31/84) | 9 |
| | Robin Harmony | vs. USF (1/16/82) | 9 |
| | Dottie Richardson | vs. Broward (2/13/81) | 9 |
| | Loretta Harvey | vs. USF (1/9/81) | 9 |
| | Debra Jackson | vs. Florida Southern (1/18/80) | 9 |
| | Shenise Johnson | vs. Boston College (1/16/11) | 9 |
| | Riquna Williams | vs. Morgan State (12/30/10) | 9 |

## BLOCKED SHOTS

### SINGLE-GAME BLOCKED SHOTS

| | Name | Opponent (date) | Blk |
|---|---|---|---|
| 1. | Jassany Williams | vs. Notre Dame (1/8/15) | 9 |
| 2. | Jassany Williams | at Virginia Tech (1/11/15) | 8 |
| | Sylvia Bullock | vs. Houston (11/24/09) | 8 |
| 4. | Joani Bowles | vs. USF (1/20/84) | 7 |
| 4. | Sylvia Wilson | vs. Oral Roberts (12/17/79) | 7 |
| 6. | 10 different times a player has recorded | | 6 |

# INDIVIDUAL ACC GAME RECORDS

| Category | Stat | Individual | Opponent | Date |
|---|---|---|---|---|
| Scoring | 37 | Tamara James | Georgia Tech | 2/26/06 |
| Field Goals Made* | 13 | Adrienne Motley | Notre Dame | 1/8/15 |
| Field Goals Attempted | 31 | Riquna Williams | North Carolina | 2/13/11 |
| Field Goal % (min. 8 attempts) | 1.000 (8-8) | Laura Cornelius | Pittsburgh | 1/2/17 |
| 3-Point Field Goals Made | 8 | Riquna Williams | Maryland | 1/12/12 |
| 3-Point Field Goals Attempted | 18 | Kelsey Marshall | Pittsburgh | 1/21/21 |
| 3-Point Field Goal % (min. 5 attempts) | 1.000 (6-6) | Laura Cornelius | Pittsburgh | 1/2/17 |
| Free Throws Made | 13 | Michelle Woods | Syracuse | 2/12/15 |
| Free Throws Attempted | 15 | Michelle Woods | Syracuse | 2/12/15 |
| Free Throw % (min. 8 attempts) | 1.000 (11-11) | Emese Hof | Syracuse | 1/23/19 |
| Assists | 11 | Albrey Grimsley | Florida State | 1/24/08 |
| Rebounds | 17 | Beatrice Mompremier | NC State | 3/3/19 |
| Offensive Rebounds* | 7 | Beatrice Mompremier | NC State | 3/3/19 |
| Defensive Rebounds | 13 | Morgan Stroman | Clemson | 2/7/13 |
| Steals | 10 | Maurita Reid | Wake Forest | 2/8/07 |
| Blocked Shots | 9 | Jassany Williams | Notre Dame | 1/8/15 |

** - recorded more than once with most recent listed*

# INDIVIDUAL SEASON RECORDS

## SCORING

### SINGLE-SEASON SCORING

| Name (season) | G | Pts | Avg |
|---|---|---|---|
| 1. Frances Savage (1991-92) | 32 | 742 | 23.2 |
| 2. Frances Savage (1989-90) | 31 | 733 | 23.6 |
| 3. Riquna Williams (2010-11) | 33 | 717 | 21.7 |
| 4. Riquna Williams (2009-10) | 36 | 707 | 19.6 |
| 5. Shenise Johnson (2009-10) | 36 | 685 | 19.0 |
| 6. Sylvia Wilson (1980-81) | 38 | 670 | 17.6 |
| 7. Tamara James (2002-03) | 31 | 650 | 21.0 |
| 8. Frances Savage (1988-89) | 29 | 649 | 22.4 |
| 9. Tamara James (2004-05) | 29 | 647 | 22.3 |
| 10. Shenise Johnson (2009-10) | 33 | 648 | 19.6 |

### SINGLE-SEASON SCORING AVERAGE

| Name (season) | G | Pts | Avg |
|---|---|---|---|
| 1. Wendy Foote (1977-78) | 16 | 403 | 25.2 |
| 2. Frances Savage (1989-90) | 31 | 733 | 23.6 |
| 3. Maria Rivera (1987-88) | 27 | 628 | 23.3 |
| 4. Frances Savage (1991-92) | 32 | 742 | 23.2 |
| 5. Frances Savage (1988-89) | 29 | 649 | 22.4 |
| 6. Tamara James (2004-05) | 29 | 647 | 22.3 |
| 7. Riquna Williams (2010-11) | 33 | 717 | 21.7 |
| 8. Tamara James (2005-06) | 30 | 645 | 21.5 |
| 9. Maria Rivera (1985-86) | 27 | 579 | 21.4 |
| 10. Tamara James (2002-03) | 31 | 650 | 21.0 |

## FIELD GOALS

### SINGLE-SEASON FIELD GOALS MADE

| Name (season) | G | FGM |
|---|---|---|
| 1. Frances Savage (1989-90) | 31 | 284 |
| 2. Frances Savage (1991-92) | 32 | 271 |
| 3. Sylvia Wilson (1980-81) | 38 | 268 |
| 4. Cordelia Fulmore (1983-84) | 31 | 258 |
| 5 Frances Savage (1988-89) | 29 | 256 |
| 6. Riquna Williams (2009-10) | 36 | 253 |
| 7. Maria Rivera (1986-87) | 30 | 251 |
| Shenise Johnson (2009-10) | 36 | 251 |
| Riquna Williams (2010-11) | 33 | 251 |
| 10. Tamara James (2004-05) | 29 | 242 |

### SINGLE-SEASON FIELD GOAL ATTEMPTS

| Name (season) | G | FGA |
|---|---|---|
| 1. Riquna Williams (2010-11) | 33 | 632 |
| 2. Riquna Williams (2009-10) | 36 | 628 |
| 3. Sylvia Wilson (1980-81) | 38 | 568 |
| 4. Frances Savage (1991-92) | 32 | 557 |
| 5. Maria Rivera (1986-87) | 30 | 545 |
| 6. Maria Rivera (1985-86) | 27 | 533 |
| 7. Frances Savage (1989-90) | 31 | 526 |
| 8. Shenise Johnson (2009-10) | 36 | 506 |
| 9. Tamara James (2004-05) | 29 | 504 |
| 10. Sylvia Wilson (1981-82) | 28 | 503 |

### SINGLE-SEASON FIELD GOAL PCT. (200 FGA MIN.)

| Name (season) | G | FGM | FGA | Pct |
|---|---|---|---|---|
| 1. Emese Hof (2018-19) | 34 | 197 | 336 | .586 |
| 2. Erykah Davenport (2017-18) | 31 | 152 | 277 | .5487 |
| 3. Frances Savage (1988-89) | 29 | 256 | 467 | .5482 |
| 4. Cordelia Fulmore (1984-85) | 28 | 228 | 416 | .5481 |
| 5. Diane Barnes (2009-10) | 35 | 126 | 231 | .545 |
| 6. Emese Hof (2015-16) | 33 | 117 | 216 | .542 |
| 7. Keyona Hayes (2016-17) | 33 | 135 | 250 | .540 |
| 8. Frances Savage (1989-90) | 31 | 284 | 526 | .5399 |
| 9. Kym Hope (1996-97) | 29 | 143 | 265 | .5396 |
| 10. Vicki Plowden (1990-91) | 28 | 194 | 360 | .5389 |

## 3-POINT FIELD GOALS

### SINGLE-SEASON 3-POINT FG MADE

| Name (season) | G | 3PM |
|---|---|---|
| 1. Riquna Williams (2009-10) | 36 | 106 |
| 2. Kelsey Marshall (2021-22) | 34 | 82 |
| 3. Desma Thomas (1996-97) | 29 | 81 |
| 4. Maurita Reid (2007-08) | 30 | 76 |
| 5. Riquna Williams (2010-11) | 33 | 75 |
| 5. Kelsey Marshall (2019-20) | 30 | 74 |
| 7. Krystal Saunders (2010-14) | 31 | 70 |
| 8. Renee Taylor (2006-07) | 30 | 69 |
| 9. Stefanie Yderstrom (2011-12) | 32 | 68 |
| 10. Kelsey Marshall (2018-19) | 34 | 67 |
| Riquna Williams (2011-12) | 30 | 67 |

### SINGLE-SEASON 3-POINT FG ATTEMPTS

| Name (season) | G | 3PA |
|---|---|---|
| 1. Riquna Williams (2009-10) | 36 | 294 |
| 2. Riquna Williams (2010-11) | 33 | 252 |
| 3. Kelsey Marshall (2021-22) | 34 | 241 |
| 4. Renee Taylor (2006-07) | 30 | 227 |
| 5. Maurita Reid (2007-08) | 30 | 219 |
| 6. Krystal Saunders (2013-14) | 31 | 218 |
| 7. Desma Thomas (1996-97) | 29 | 216 |
| 8. Kelsey Marshall (2019-20) | 30 | 206 |
| 9. Stefanie Yderstrom (2011-12) | 32 | 195 |
| 10. Riquna Williams (2011-12) | 30 | 182 |

### SINGLE-SEASON 3-POINT FG PCT. (50 3PA MIN.)

| Name (season) | G | 3PM | 3PA | Pct |
|---|---|---|---|---|
| 1. Octavia Blue (1997-98) | 29 | 24 | 53 | .453 |
| 2. Elaine Harlow (1988-89) | 29 | 40 | 94 | .426 |
| 3. Laura Cornelius (2015-16) | 33 | 47 | 111 | .423 |
| 4. Haley Cavinder (2022-23) | 35 | 65 | 161 | .404 |
| 5. Sarah Mortensen (2018-19) | 34 | 39 | 29 | .403 |
| 6. Melissa Knight (2005-06) | 30 | 53 | 132 | .402 |
| 7. Shenise Johnson (2009-10) | 36 | 50 | 127 | .394 |
| 8. Maurita Reid (2006-07) | 30 | 66 | 170 | .388 |
| 9. Tamara James (2005-06) | 30 | 53 | 137 | .387 |
| 10. Laura Cornelius (2018-19) | 34 | 52 | 137 | .380 |

## FREE THROWS

### SINGLE-SEASON FREE THROWS MADE

| Name (season) | G | FTM |
|---|---|---|
| 1. Frances Savage (1991-92) | 32 | 181 |
| 2. Tamara James (2005-06) | 30 | 156 |
| 3. Tamara James (2002-03) | 31 | 155 |
| 4. Frances Savage (1989-90) | 31 | 147 |
| 5. Maria Rivera (1987-88) | 27 | 144 |
| 6. Sylvia Wilson (1986-87) | 38 | 134 |
| 7. Shenise Johnson (2009-10) | 36 | 133 |
| 8. Kym Hope (1998-99) | 29 | 132 |
| 8. Shenise Johnson (2010-11) | 33 | 132 |
| 10. Frances Savage (1988-89) | 29 | 131 |

# INDIVIDUAL SEASON RECORDS

### SINGLE-SEASON FREE THROW ATTEMPTS

| Name (season) | G | FTA |
|---|---|---|
| 1. Frances Savage (1991-92) | 32 | 222 |
| Sylvia Wilson (1980-81) | 38 | 222 |
| 3. Tamara James (2002-03) | 31 | 204 |
| 4. Tamara James (2005-06) | 30 | 188 |
| 5. Frances Savage (1989-90) | 31 | 187 |
| 6. Morgan Stroman (2012-13) | 32 | 183 |
| 7. Beatrice Mompremier (2018-19) | 33 | 178 |
| 8. Maria Rivera (1987-88) | 27 | 174 |
| 9. Morgan Stroman (2010-11) | 31 | 173 |
| 10. Shenise Johnson (2009-10) | 36 | 172 |

### SINGLE-SEASON FREE-THROW PCT. (70 FTA MIN.)

| Name (season) | G | FTM | FTA | Pct |
|---|---|---|---|---|
| 1. Stefanie Yderstrom (2012-13) | 32 | 68 | 77 | .883 |
| 2. Haley Cavinder (2022-23) | 35 | 65 | 74 | .878 |
| 3. Shenise Johnson (2011-12) | 32 | 107 | 122 | .877 |
| 4. Holly Rilinger (1992-93) | 28 | 90 | 105 | .857 |
| 5. Laura Cornelius (2018-19) | 34 | 75 | 88 | .852 |
| 6. Shenise Johnson (2010-11) | 33 | 132 | 156 | .846 |
| 7. Renee Taylor (2006-07) | 30 | 129 | 153 | .843 |
| 8. Renee Taylor (2005-06) | 30 | 112 | 156 | .836 |
| 9. Jeannie Hebert (1991-92) | 32 | 116 | 139 | .835 |
| 10. Tamara James (2005-06) | 30 | 156 | 188 | .830 |

## REBOUNDS

### SINGLE-SEASON REBOUNDS

| Name (season) | G | Reb | Avg |
|---|---|---|---|
| 1. Sylvia Wilson (1980-81) | 38 | 449 | 11.8 |
| 2. Beatrice Mompremier (2018-19) | 33 | 401 | 12.2 |
| 3. Cordelia Fulmore (1983-84) | 31 | 359 | 11.6 |
| 4. Sylvia Wilson (1979-80) | 33 | 344 | 10.4 |
| 5. Frances Savage (1991-92) | 32 | 339 | 10.6 |
| 6. Sylvia Wilson (1981-82) | 28 | 322 | 11.5 |
| 7. Vicki Plowden (1992-93) | 31 | 311 | 10.0 |
| 8. Donna Mapp (1982-83) | 27 | 310 | 11.5 |
| 9. Kym Hope (1997-98) | 29 | 306 | 10.6 |
| 10. Frances Savage (1989-90) | 31 | 293 | 9.5 |

### SINGLE-SEASON REBOUNDING AVERAGE

| Name (season) | G | Reb | Avg |
|---|---|---|---|
| 1. Beatrice Mompremier (2018-19) | 33 | 401 | 12.2 |
| 2. Sylvia Wilson (1980-81) | 38 | 449 | 11.8 |
| 3. Cordelia Fulmore (1983-84) | 31 | 359 | 11.6 |
| 4. Sylvia Wilson (1981-82) | 28 | 322 | 11.5 |
| 5. Donna Mapp (1982-83) | 27 | 310 | 11.48 |
| 6. Frances Savage (1991-92) | 32 | 339 | 10.59 |
| 7. Kym Hope (1997-98) | 29 | 306 | 10.55 |
| 8. Sylvia Wilson (1979-80) | 33 | 344 | 10.4 |
| 9. Vicki Plowden (1992-93) | 31 | 311 | 10.0 |
| Vicki Plowden (1990-91) | 28 | 281 | 10.0 |

## ASSISTS

### SINGLE-SEASON ASSISTS

| Name (season) | G | Ast | Avg |
|---|---|---|---|
| 1. Jeannie Hebert (1991-92) | 32 | 221 | 6.9 |
| 2. Gina Graziani (1997-98) | 29 | 210 | 7.2 |
| 3. Gina Graziani (1996-97) | 29 | 198 | 6.8 |
| 4. Jeannie Hebert (1996-97) | 28 | 189 | 6.8 |
| 5. Yalonda McCormick (2002-03) | 31 | 185 | 6.0 |
| 6. Gina Graziani (1999-00) | 29 | 182 | 6.3 |
| 7. Loretta Harvey (1981-82) | 29 | 168 | 5.8 |
| 8. Yalonda McCormick (2004-05) | 28 | 167 | 6.0 |
| 9. Shenise Johnson (2009-10) | 36 | 166 | 4.6 |
| 10. Yalonda McCormick (2003-04) | 29 | 157 | 5.4 |

## STEALS

### SINGLE-SEASON STEALS

| Name (season) | G | Stl | Avg |
|---|---|---|---|
| 1. Meghan Saake (2001-02) | 31 | 121 | 3.9 |
| 2. Meghan Saake (2002-03) | 31 | 114 | 3.7 |
| 3. Shenise Johnson (2009-10) | 36 | 111 | 3.1 |
| 4. Maurita Reid (2007-08) | 30 | 110 | 3.7 |
| 5. Morgan Stroman (2010-11) | 33 | 109 | 3.3 |
| 6. Shenise Johnson (2011-12) | 32 | 108 | 3.4 |
| 7. Maria Rivera (1986-87) | 30 | 106 | 3.5 |
| 8. Loretta Harvey (1980-81) | 37 | 105 | 2.8 |
| 8. Dottie Richardson (1980-81) | 38 | 105 | 2.8 |
| 10. Shenise Johnson (2010-11) | 33 | 104 | 3.2 |

## BLOCKED SHOTS

### SINGLE-SEASON BLOCKED SHOTS

| Name (season) | G | Blk | Avg |
|---|---|---|---|
| 1. Sylvia Wilson (1979-80) | 33 | 80 | 2.4 |
| 2. Jassany Williams (2014-15) | 33 | 76 | 2.3 |
| 3. Emese Hof (2018-19) | 34 | 69 | 2.0 |
| 4. Kym Hope (1998-99) | 29 | 62 | 2.1 |
| 5. Sylvia Wilson (1980-81) | 28 | 61 | 2.2 |
| 6. Sylvia Wilson (1981-82) | 28 | 57 | 2.0 |
| 7. Jassany Williams (2013-14) | 31 | 57 | 1.8 |
| 8. Kym Hope (1996-97) | 29 | 53 | 1.8 |
| 9. Joani Bowles (1983-84) | 31 | 45 | 1.5 |
| 10. Sylvia Bullock (2011-12) | 32 | 44 | 1.4 |

# INDIVIDUAL CAREER RECORDS

## SCORING

### CAREER SCORING

| Name (years) | G | Pts | Avg |
|---|---|---|---|
| 1. Tamara James (2002-06) | 118 | 2,406 | 20.4 |
| 2. Maria Rivera (1984-88) | 112 | 2,358 | 21.1 |
| 3. Shenise Johnson (2008-12) | 131 | 2,262 | 17.3 |
| 4. Frances Savage (1988-92) | 94 | 2,184 | 23.2 |
| 5. Riquna Williams (2008-12) | 125 | 2,148 | 17.2 |
| 6. Adrienne Motley (2013-17) | 129 | 1,844 | 14.3 |
| 7. Jeannie Hebert (1988-92) | 119 | 1,766 | 14.8 |
| 8. Octavia Blue (1994-98) | 109 | 1,724 | 15.8 |
| 9. Sylvia Wilson (1979-82) | 99 | 1,713 | 17.3 |
| 10. Kelsey Marshall (2017-22) | 150 | 1,599 | 10.7 |

### CAREER SCORING AVERAGE

| Name (years) | G | Pts | Avg |
|---|---|---|---|
| 1. Frances Savage (1988-92) | 94 | 2,184 | 23.2 |
| 2. Maria Rivera (1984-88) | 112 | 2,358 | 21.1 |
| 3. Tamara James (2002-06) | 118 | 2,406 | 20.4 |
| 4. Cordelia Fulmore (1983-85) | 59 | 1,142 | 19.4 |
| 5. Wendy Foote (1974-78) | 62 | 1,174 | 18.9 |
| 6. Sylvia Wilson (1979-82) | 99 | 1,713 | 17.3 |
| 7. Shenise Johnson (2008-12) | 131 | 2,262 | 17.3 |
| 8. Riquna Williams (2008-12) | 125 | 2,148 | 17.2 |
| 9. Renee Taylor (2005-07) | 60 | 1,025 | 17.1 |
| 10. Octavia Blue (1994-98) | 109 | 1,724 | 15.8 |

## FIELD GOALS

### CAREER FIELD GOALS MADE

| Name (years) | G | FGM |
|---|---|---|
| 1. Maria Rivera (1984-88) | 112 | 891 |
| 2. Tamara James (2002-06) | 118 | 868 |
| 3. Frances Savage (1988-92) | 94 | 830 |
| 3. Shenise Johnson (2008-12) | 131 | 830 |
| 5. Riquna Williams (2008-12) | 125 | 760 |
| 6. Sylvia Wilson (1979-82) | 99 | 721 |
| 7. Adrienne Motley (2013-17) | 129 | 689 |
| 8. Octavia Blue (1994-98) | 109 | 671 |
| 9. Jeannie Hebert (1988-92) | 119 | 652 |
| 10. Chanivia Broussard (2000-04) | 114 | 621 |

### CAREER FIELD GOAL ATTEMPTS

| Name (years) | G | FGA |
|---|---|---|
| 1. Riquna Williams (2008-12) | 125 | 1,969 |
| 2. Maria Rivera (1984-88) | 112 | 1,931 |
| 3. Shenise Johnson (2008-12) | 99 | 1,803 |
| 4. Tamara James (2002-06) | 118 | 1,754 |
| 5. Frances Savage (1988-92) | 94 | 1,593 |
| 6. Adrienne Motley (2013-16) | 129 | 1,537 |
| 7. Octavia Blue (1994-98) | 109 | 1,524 |
| 8. Sylvia Wilson (1979-82) | 99 | 1,509 |
| 9. Jeannie Hebert (1989-92) | 119 | 1,492 |
| 10. Kelsey Marshall (2017-22) | 150 | 1,454 |

### CAREER FIELD GOAL PERCENTAGE (500 FGA MIN.)

| Name (years) | G | FGM | FGA | Pct |
|---|---|---|---|---|
| 1. Emese Hof (2015-19) | 127 | 507 | 923 | .549 |
| 2. Cordelia Fulmore (1983-85) | 59 | 486 | 895 | .543 |
| 3. Erykah Davenport (2014-18) | 130 | 380 | 721 | .527 |
| 4. Kym Hope (1995-99) | 113 | 362 | 691 | .526 |
| 5. Frances Savage (1998-92) | 94 | 830 | 1,590 | .521 |
| 6. Shaquana Wilkins (2000-04) | 116 | 384 | 743 | .517 |
| 7. Keyona Hayes (2012-17) | 129 | 459 | 898 | .511 |
| 8. Joani Bowles (1983-85) | 48 | 274 | 539 | .508 |
| 9. Jennifer Jordan (1994-99) | 109 | 365 | 722 | .506 |
| 10. Vicki Plowden (1990-93) | 91 | 579 | 1,155 | .501 |

## 3-POINT FIELD GOALS

### CAREER 3-POINT FG MADE

| Name (years) | G | 3PM |
|---|---|---|
| 1. Kelsey Marshall (2017-22) | 150 | 323 |
| 2. Riquna Williams (2008-12) | 125 | 272 |
| 3. Stefanie Yderstrom (2009-13) | 127 | 228 |
| 4. Mykea Gray (2017-22) | 127 | 187 |
| 5. Jessica Thomas (2013-17) | 130 | 179 |
| 6. Adrienne Motley (2013-17) | 129 | 169 |
| 7. Desma Thomas (1992-94; 1995-97) | 111 | 152 |
| 8. Tamara James (2002-06) | 118 | 150 |
| 9. Shenise Johnson (2008-12) | 131 | 148 |
| 10. Laura Cornelius (2015-19) | 98 | 143 |

### CAREER 3-POINT FG ATTEMPTS

| Name (years) | G | 3PA |
|---|---|---|
| 1. Kelsey Marshall (2017-22) | 150 | 947 |
| 2. Riquna Williams (2008-12) | 125 | 839 |
| 3. Stefanie Yderstrom (2009-13) | 127 | 690 |
| 4. Jessica Thomas (2013-17) | 130 | 586 |
| 5. Mykea Gray (2017-22) | 127 | 572 |
| 6. Krystal Saunders (2010-2014) | 119 | 490 |
| 7. Adrienne Motley (2013-17) | 129 | 477 |
| 8. LaToya Cunningham (2005-09) | 119 | 473 |
| 9. Desma Thomas (1992-94; 1995-97) | 111 | 463 |
| 10. Shenise Johnson (2008-12) | 131 | 429 |

### CAREER 3-POINT FG PERCENTAGE (100 3PA MIN.)

| Name (years) | G | 3PM | 3PA | Pct |
|---|---|---|---|---|
| 1. Haley Cavinder (2022-23) | 35 | 65 | 161 | .404 |
| 2. Laura Cornelius (2015-19) | 98 | 143 | 366 | .391 |
| 3. Elaine Harlow (1987-90) | 115 | 92 | 243 | .379 |
| 4. Frances Savage (1988-92) | 94 | 43 | 114 | .377 |
| 5. Maria Rivera (1984-88) | 112 | 66 | 177 | .373 |
| 6. Holly Rilinger (1992-93) | 28 | 52 | 140 | .371 |
| 7. Sarah Mortensen (2016-19) | 90 | 60 | 163 | .368 |
| 8. Maurita Reid (2006-08) | 60 | 142 | 389 | .365 |
| 9. Tamara James (2002-06) | 118 | 150 | 471 | .360 |
| 10. Adrienne Motley (2013-17) | 129 | 169 | 477 | .354 |
| Melissa Knight (2001-06) | 107 | 103 | 291 | .354 |

## FREE THROWS

### CAREER FREE THROWS MADE

| Name (years) | G | FTM |
|---|---|---|
| 1. Tamara James (2002-06) | 118 | 520 |
| 2. Maria Rivera (1984-88) | 112 | 508 |
| 3. Frances Savage (1988-92) | 94 | 481 |
| 4. Shenise Johnson (2008-12) | 131 | 454 |
| 5. Jeannie Hebert (1988-92) | 119 | 437 |
| 6. Morgan Stroman (2009-13) | 120 | 403 |
| 7. Kym Hope (1995-99) | 113 | 369 |
| 8. Octavia Blue (1994-98) | 109 | 358 |
| 9. Riquna Williams (2008-12) | 125 | 356 |
| 10. Desma Thomas (1992-94; 1995-97) | 111 | 330 |

# INDIVIDUAL CAREER RECORDS

### CAREER FREE THROW ATTEMPTS

| Name (years) | G | FTA |
|---|---|---|
| 1. Tamara James (2002-06) | 118 | 664 |
| 2. Maria Rivera (1984-88) | 112 | 651 |
| 3. Frances Savage (1988-92) | 94 | 603 |
| 4. Morgan Stroman (2009-13) | 120 | 585 |
| 5. Jeannie Hebert (1988-92) | 119 | 583 |
| 6. Shenise Johnson (2008-12) | 131 | 550 |
| 7. Octavia Blue (1994-98) | 109 | 549 |
| 8. Kym Hope (1995-99) | 113 | 498 |
| 9. Desma Thomas (1992-97) | 111 | 475 |
| 10. Jennifer Jordan (1994-99) | 109 | 465 |

### CAREER FREE-THROW PCT. (150 FTA MIN.)

| Name (years) | G | FTM | FTA | Pct |
|---|---|---|---|---|
| 1. Stefanie Yderstrom (2009-13) | 127 | 181 | 211 | .860 |
| 2. Renee Taylor (2005-07) | 60 | 241 | 287 | .840 |
| 3. Shenise Johnson (2008-12) | 131 | 454 | 550 | .825 |
| 4. Frances Savage (1988-92) | 94 | 481 | 603 | .798 |
| 5. Tamara James (2002-06) | 118 | 520 | 664 | .783 |
| 6. Maria Rivera (1984-88) | 112 | 508 | 651 | .780 |
| 7. Mykea Gray (2017-22) | 127 | 304 | 393 | .774 |
| 8. Shawnice Wilson (2011-13) | 64 | 125 | 162 | .772 |
| 9. Riquna Williams (2008-12) | 125 | 356 | 463 | .769 |
| 10. Elaine Harlow (1986-90) | 115 | 213 | 280 | .761 |

## REBOUNDS

### CAREER REBOUNDS

| Name (years) | G | Reb | Avg |
|---|---|---|---|
| 1. Sylvia Wilson (1979-82) | 99 | 1,115 | 11.3 |
| 2. Shenise Johnson (2008-12) | 131 | 1,020 | 7.8 |
| 3. Frances Savage (1988-92) | 94 | 919 | 9.8 |
| 4. Kym Hope (1995-99) | 113 | 888 | 7.9 |
| 5. Morgan Stroman (2009-13) | 120 | 886 | 7.4 |
| 6. Vicki Plowden (1990-93) | 91 | 857 | 9.4 |
| 7. Tamara James (2002-06) | 118 | 805 | 6.8 |
| 8. Robin Harmony (1980-84) | 125 | 760 | 6.1 |
| 9. Keyona Hayes (2012-14; 15-17) | 129 | 754 | 5.8 |
| 10. Emese Hof (2015-19) | 127 | 748 | 5.9 |

### CAREER REBOUNDING AVERAGE

| Name (years) | G | Reb | Avg |
|---|---|---|---|
| 1. Sylvia Wilson (1979-82) | 99 | 1,115 | 11.3 |
| 2. Cordelia Fulmore (1983-85) | 59 | 690 | 10.3 |
| 3. Frances Savage (1988-92) | 94 | 919 | 9.8 |
| 4. Vicki Plowden (1990-93) | 91 | 857 | 9.4 |
| 5. Donna Mapp (1981-83) | 54 | 489 | 9.1 |
| 6. Kym Hope (1995-99) | 113 | 888 | 7.9 |
| 7. Shenise Johnson (2008-12) | 131 | 1,020 | 7.8 |
| 8. Joani Bowles (1983-85) | 48 | 356 | 7.4 |
| Morgan Stroman (2009-13) | 120 | 886 | 7.4 |
| 10. Shawnice Wilson (2011-13) | 64 | 459 | 7.2 |

## ASSISTS

### CAREER ASSISTS

| Name (years) | G | Ast | Avg |
|---|---|---|---|
| 1. Gina Graziani (1996-00) | 111 | 743 | 6.7 |
| 2. Jeannie Hebert (1988-92) | 119 | 694 | 5.8 |
| 3. Loretta Harvey (1981-84) | 122 | 588 | 4.8 |
| 4. Shenise Johnson (2008-12) | 131 | 556 | 4.2 |
| 5. Yalonda McCormick (2001-05) | 105 | 539 | 5.1 |
| 6. Maria Rivera (1984-88) | 112 | 487 | 4.3 |
| 7. Robin Harmony (1980-84) | 125 | 445 | 3.6 |
| 8. Elaine Harlow (1986-90) | 115 | 432 | 3.8 |
| 9. Meghan Saake (1999-03) | 118 | 403 | 3.4 |
| 10. Jessica Thomas (2013-17) | 130 | 374 | 2.9 |

## STEALS

### CAREER STEALS

| Name (years) | G | Stl | Avg |
|---|---|---|---|
| 1. Shenise Johnson (2008-12) | 131 | 401 | 3.1 |
| 2. Maria Rivera (1984-88) | 112 | 382 | 3.4 |
| 3. Meghan Saake (1999-02) | 118 | 358 | 3.0 |
| 4. Loretta Harvey (1981-84) | 122 | 357 | 2.9 |
| 5. Robin Harmony (1980-84) | 125 | 314 | 2.5 |
| 6. Yalonda McCormick (2001-05) | 105 | 280 | 2.7 |
| 7. Tamara James (2002-06) | 118 | 279 | 2.4 |
| 8. Morgan Stroman (2009-13) | 120 | 272 | 2.3 |
| 9. Jeannie Hebert (1988-92) | 119 | 237 | 2.0 |
| 10. Ronnie McGarry (1990-94) | 117 | 224 | 1.9 |

## BLOCKED SHOTS

### CAREER BLOCKED SHOTS

| Name (years) | G | Blk | Avg |
|---|---|---|---|
| 1. Sylvia Wilson (1979-82) | 99 | 198 | 2.0 |
| 2. Emese Hof (2015-19) | 127 | 182 | 1.4 |
| 3. Kym Hope (1995-99) | 113 | 164 | 1.5 |
| 4. Jassany Williams (2013-15) | 64 | 133 | 2.1 |
| 5. Chanivia Broussard (2000-04) | 114 | 132 | 1.2 |
| 6. Sylvia Bullock (2008-12) | 129 | 120 | 0.9 |
| 7. Emese Hof (2015-19) | 93 | 113 | 1.2 |
| 8. Vicki Plowden (1990-93) | 91 | 108 | 1.2 |
| 9. Morgan Stroman (2009-13) | 120 | 100 | 0.8 |
| 10. Shaquana Wilkins (2000-04) | 116 | 95 | 0.8 |
| Meghan Saake (1999-03) | 118 | 95 | 0.8 |

## PARTICIPATION

### CAREER GAMES PLAYED

| Name (years) | G |
|---|---|
| 1. Kelsey Marshall (2017-22) | 150 |
| 2. Shenise Johnson (2008-12) | 131 |
| 3. Erykah Davenport (2014-18) | 130 |
| Jessica Thomas (2013-17) | 130 |
| 5. Keyona Hayes (2012-14; 15-17) | 129 |
| Adrienne Motley (2013-17) | 129 |
| Sylvia Bullock (2008-12) | 129 |
| 8. Michelle Woods (2011-13, 14-16) | 128 |
| Maria Brown (2010-14) | 128 |
| 10. Mykea Gray (2017-22) | 127 |
| Emese Hof (2015-19) | 127 |
| Suriya McGuire (2011-15) | 127 |
| Stefanie Yderstrom (2009-13) | 127 |

### CAREER GAMES STARTED

| Name (years) | G | GS |
|---|---|---|
| 1. Shenise Johnson (2008-12) | 131 | 131 |
| 2. Adrienne Motley (2013-17) | 129 | 126 |
| 3. Loretta Harvey (1980-84) | 122 | 120 |
| 4. Jeannie Hebert (1988-92) | 119 | 119 |
| 5. Meghan Saake (1999-03) | 118 | 118 |
| 5. Robin Harmony (1980-84) | 125 | 118 |
| 7. Tamara James (2002-06) | 118 | 117 |
| 8. Stefanie Yderstrom (2009-13) | 127 | 114 |
| 9. Ronnie McGarry (1990-94) | 117 | 112 |
| Maria Rivera (1984-88) | 112 | 112 |

# NCAA TOURNAMENT - TEAM RECORDS

## MARGIN OF VICTORY

| Category | Points | Opponent | Date |
|---|---|---|---|
| Largest Margin of Victory | 29 | vs. Idaho State (UM, 70-41) | 3/17/12 |
| Largest Margin of Defeat | 24 | at Oklahoma State (OSU, 93-69) | 3/15/89 |

## POINTS

| Category | Points | Opponent | Date |
|---|---|---|---|
| Most Points | 86 | vs. Washington | 3/20/15 |
| | | North Carolina | 3/21/92 |
| Fewest Points | 33 | at South Carolina | 3/20/22 |
| Most Points Allowed | 93 | at Oklahoma State | 3/15/89 |
| Fewest Points Allowed | 41 | vs. Idaho State | 3/17/12 |
| Most Points in a Loss | 85 | vs. Maryland | 3/21/04 |
| | 85 | at New Mexico (OT) | 3/22/03 |
| Most Points Combined | 176 | at New Mexico (UNM, 91-85, OT) | 3/22/03 |

## POINTS IN A QUARTER^

| Category | Points | Opponent | Date |
|---|---|---|---|
| Most Points in a Quarter | 25 | vs. Villanova (1st) | 3/24/23 |
| Fewest Points in a Quarter | 3 | at South Carolina (2nd) | 3/20/22 |
| Most Points Allowed in a Quarter | 33 | vs. Quinnipiac (4th) | 3/17/18 |
| Fewest Points Allowed in a Quarter | 7 | vs. Oklahoma State (3rd) | 3/18/23 |
| Most Points Combined in a Quarter | 51 | vs. Quinnipiac (QU, 33-18, 4th) | 3/17/18 |
| Fewest Points Combined in a Quarter | 13 | vs. Oklahoma State (UM, 20-7, 3rd) | 3/18/23 |
| | | at South Carolina (USC, 8-5, 3rd) | 3/20/22 |
| Largest Positive Margin in a Quarter | +13 | vs. South Florida (UM, 24-11, 1st) | 3/18/22 |
| Largest Negative Margin in a Quarter | -15 | vs. Quinnipiac (QU, 33-18, 4th) | 3/17/18 |

^ - *NCAA switched to the quarter system in advance of the 2015-16 season*

## FIELD GOALS

| Category | FG | Opponent | Date |
|---|---|---|---|
| Most Field Goal Attempts | 81 | at New Mexico (OT) | 3/22/03 |
| Fewest Field Goal Attempts | 43 | North Carolina | 3/21/92 |
| Most Field Goals Made | 34 | at New Mexico (OT) | 3/22/03 |
| Fewest Field Goals Made | 11 | at South Carolina | 3/20/22 |
| Highest Field Goal Percentage | .651 (28-43) | North Carolina | 3/21/92 |
| Lowest Field Goal Percentage | .239 (13-50) | at South Carolina | 3/20/22 |

## 3-POINT FIELD GOALS

| Category | 3FG | Opponent | Date |
|---|---|---|---|
| Most 3-Point Attempts | 23 | vs. Oklahoma | 3/22/11 |
| Fewest 3-Point Attempts | 1 | North Carolina | 3/21/92 |
| Most 3-Pointers Made | 8 | at Indiana | 3/20/23 |
| | | vs. South Florida | 3/18/22 |
| | | at New Mexico (OT) | 3/22/03 |
| | | vs. Oklahoma | 3/22/11 |
| Fewest 3-Pointers Made | 0 | vs. LSU | 3/26/23 |
| | | St. Peter's | 3/17/93 |
| | | North Carolina | 3/21/92 |
| Highest 3-Point Percentage | .583 (7-12) | vs. Washington | 3/20/15 |
| Lowest 3-Point Percentage | .000 (0-15) | vs. LSU | 3/26/23 |
| | .000 (0-2) | St. Peter's | 3/17/93 |

## FREE THROWS

| Category | FT | Opponent | Date |
|---|---|---|---|
| Most Free Throw Attempts | 40 | vs. Washington | 3/20/15 |
| Fewest Free Throw Attempts | 6 | vs. Oklahoma State | 3/18/23 |
| Most Free Throws Made | 30 | North Carolina | 3/21/92 |
| Fewest Free Throws Made | 2 | vs. Oklahoma State | 3/18/23 |
| Highest Free-Throw Percentage | .909 (10-11) | vs. South Florida | 3/18/22 |
| Lowest Free-Throw Percentage | .333 (2-6) | vs. Oklahoma State | 3/18/23 |

# NCAA TOURNAMENT - TEAM RECORDS

## REBOUNDS

| Category | Reb | Opponent | Date |
|---|---|---|---|
| Most Rebounds | 53 | at Iowa | 3/24/13 |
| Fewest Rebounds | 26 | North Carolina | 3/21/92 |
| Most Offensive Rebounds | 25 | at Iowa | 3/24/13 |
| Fewest Offensive Rebounds | 5 | vs. South Florida | 3/18/22 |
| Most Defensive Rebounds | 37 | vs. FGCU | 3/22/19 |
| Fewest Defensive Rebounds | 18 | at Western Kentucky | 3/20/93 |
| | | St. Peter's | 3/17/93 |

## ASSISTS

| Category | Ast | Opponent | Date |
|---|---|---|---|
| Most Assists | 24 | at New Mexico (OT) | 3/22/03 |
| Fewest Assists | 6 | at South Carolina | 3/20/22 |

## BLOCKED SHOTS

| Category | Blk | Opponent | Date |
|---|---|---|---|
| Most Blocked Shots | 8 | vs. Gardner-Webb | 3/20/11 |
| Fewest Blocked Shots | 0 | vs. Villanova | 3/24/23 |
| | | at Western Kentucky | 3/20/93 |

## STEALS

| Category | Stl | Opponent | Date |
|---|---|---|---|
| Most Steals | 14 | vs. South Dakota State | 3/19/16 |
| Fewest Steals | 4 | vs. Washington | 3/20/15 |

## TURNOVERS

| Category | TO | Opponent | Date |
|---|---|---|---|
| Most Turnovers | 27 | at Oklahoma State | 3/15/89 |
| Fewest Turnovers | 4 | vs. Washington | 3/20/15 |

## PERSONAL FOULS

| Category | PF | Opponent | Date |
|---|---|---|---|
| Most Personal Fouls | 25 | vs. Quinnipiac | 3/17/18 |
| Fewest Personal Fouls | 11 | vs. South Florida | 3/18/22 |

# NCAA TOURNAMENT - INDIVIDUAL RECORDS

## SCORING

### NCAA SINGLE-GAME SCORING

| | Name | Opponent (date) | Pts |
|---|---|---|---|
| 1. | Adrienne Motley | vs. Washington (3/20/15) | 30 |
| 2. | Riquna Williams | vs. Gardner-Webb (3/20/11) | 28 |
| | Vicki Plowden | vs. Vanderbilt (3/26/92) | 28 |
| 4. | Jasmyne Roberts | vs. Villanova (3/24/23) | 26 |
| | Jeannie Hebert | North Carolina (3/21/92) | 26 |
| | Jessica Thomas | Quinnipiac (3/20/17) | 25 |
| | Shenise Johnson | vs. Oklahoma (3/22/11) | 25 |
| 8. | Frances Savage | North Carolina (3/21/92) | 25 |

## FIELD GOALS

### NCAA SINGLE-GAME FIELD GOALS MADE

| | Name | Opponent (date) | FGM |
|---|---|---|---|
| 1. | Vicki Plowden | vs. Vanderbilt (3/26/92) | 12 |
| 2. | Jasmyne Roberts | vs. LSU (3/26/23) | 10 |
| | Jasmyne Roberts | vs. Villanova (3/24/23) | 10 |
| | Adrienne Motley | vs. Washington (3/20/15) | 10 |
| | Shenise Johnson | at Gonzaga (3/19/12) | 10 |
| | Shenise Johnson | vs. Oklahoma (3/22/11) | 10 |
| | Tamara James | at New Mexico (3/22/03) | 10 |
| | Frances Savage | North Carolina (3/21/92) | 10 |
| | Frances Savage | at Oklahoma State (3/15/89) | 10 |

### NCAA SINGLE-GAME FIELD GOAL ATTEMPTS

| | Name | Opponent (date) | FGA |
|---|---|---|---|
| 1. | Frances Savage | at Oklahoma State (3/15/89) | 24 |
| 2. | Vicki Plowden | vs. Vanderbilt (3/26/92) | 23 |
| | Shenise Johnson | at Gonzaga (3/19/12) | 23 |
| 4. | Jessica Thomas | at Iowa (3/22/15) | 22 |
| | Frances Savage | vs. Vanderbilt (3/26/92) | 22 |

### NCAA SINGLE-GAME FIELD GOAL PCT. (10 FGA MIN.)

| | Name | FG | FGA | Pct | Opponent (date) |
|---|---|---|---|---|---|
| 1. | Erykah Davenport | 8 | 10 | .800 | vs. Quinnipiac (3/17/18) |
| | Shaquana Wilkins | 8 | 10 | .800 | vs. Maryland (3/21/04) |
| 3. | Frances Savage | 10 | 14 | .714 | N. Carolina (3/21/92) |
| 4. | Endia Banks | 7 | 10 | .700 | vs. Quinnipiac (3/17/18) |
| 5. | Keyona Hayes | 8 | 12 | .667 | Quinnipiac (3/20/17) |

## 3-POINT FIELD GOALS

### NCAA SINGLE-GAME 3-POINT FG MADE

| | Name | Opponent (date) | 3PM |
|---|---|---|---|
| 1. | Maeva Djaldi-Tabdi | at South Carolina (3/20/22) | 5 |
| 2. | Laura Cornelius | vs. South Dakota St. (3/19/16) | 4 |
| | Stefanie Yderstrom | vs. Oklahoma (3/22/11) | 4 |
| | Yalonda McCormick | vs. Maryland (3/21/04) | 4 |
| 5. | Destiny Harden | at Indiana (3/20/23) | 3 |
| | Jasmyne Roberts | at Indiana (3/20/23) | 3 |
| | Haley Cavinder | vs. Oklahoma State (3/18/23) | 3 |
| | Kelsey Marshall | vs. South Florida (3/18/22) | 3 |
| | Endia Banks | vs. FGCU (3/22/19) | 3 |
| | Jessica Thomas | Quinnipiac (3/20/17) | 3 |
| | Jessica Thomas | at Iowa (3/22/15) | 3 |
| | Stefanie Yderstrom | vs. Gardner-Webb (3/20/11) | 3 |
| | Yalonda McCormick | at New Mexico (3/22/03) | 3 |
| | Tamara James | at New Mexico (3/22/03) | 3 |
| | Shannon Drury | vs. Clemson (3/14/98) | 3 |
| | Holly Rilinger | at W. Kentucky (3/20/93) | 3 |

### NCAA SINGLE-GAME 3-POINT FG ATTEMPTS

| | Name | Opponent (date) | 3PA |
|---|---|---|---|
| 1. | Maeva Djaldi-Tabdi | at South Carolina (3/20/22) | 11 |
| | Jessica Thomas | at Iowa (3/22/15) | 11 |
| 3. | Stefanie Yderstrom | vs. Oklahoma (3/22/11) | 9 |
| 4. | Kelsey Marshall | vs. South Florida (3/18/22) | 8 |
| | Mykea Gray | vs. Arizona State (3/24/19) | 8 |
| | Riquna Williams | vs. Gardner-Webb (3/20/11) | 8 |
| | Yalonda McCormick | vs. Maryland (3/21/04) | 8 |
| 8. | Destiny Harden | vs. LSU (3/26/23) | 7 |
| | Krystal Saunders | at Iowa (3/24/13) | 7 |
| | Riquna Williams | vs. Oklahoma (3/22/11) | 7 |
| | Stefanie Yderstrom | vs. Gardner-Webb (3/20/11) | 7 |
| | Holly Rilinger | at Western KY (3/20/93) | 7 |
| | Elaine Harlow | at Oklahoma St. (3/15/89) | 7 |

### NCAA SINGLE-GAME 3-POINT FG PCT. (2 3PM MIN.)

| | Name | 3PM | 3PA | Pct | Opponent (date) |
|---|---|---|---|---|---|
| 1. | Tamara James | 3 | 3 | 1.000 | at New Mexico (3/22/03) |
| 2. | Keyanna Harris | 2 | 2 | 1.000 | Quinnipiac (3/20/17) |
| | Adrienne Motley | 2 | 2 | 1.000 | vs. Washington (3/20/15) |
| | Necole Sterling | 2 | 2 | 1.000 | vs. Washington (3/20/15) |
| 5. | Destiny Harden | 3 | 4 | .750 | at Indiana (3/20/23) |
| | Jasmyne Roberts | 3 | 4 | .750 | at Indiana (3/20/23) |
| | Jessica Thomas | 3 | 4 | .750 | Quinnipiac (3/20/17) |
| | Yalonda McCormick | 3 | 4 | .750 | at New Mexico (3/22/03) |
| | Shannon Drury | 3 | 4 | .750 | vs. Clemson (3/14/98) |

## FREE THROWS

### NCAA SINGLE-GAME FREE THROWS MADE

| | Name | Opponent (date) | FTM |
|---|---|---|---|
| 1. | Riquna Williams | vs. Gardner-Webb (3/20/11) | 10 |
| 2. | Adrienne Motley | vs. Washington (3/20/15) | 8 |
| | Chanivia Broussard | vs. Maryland (3/21/04) | 8 |
| | Jeannie Hebert | North Carolina (3/21/92) | 8 |
| 5. | Mykea Gray | vs. FGCU (3/22/19) | 7 |
| | Michelle Woods | vs. Washington (3/20/15) | 7 |
| | Shawnice Wilson | at Iowa (3/24/13) | 7 |
| | Morgan Stroman | vs. Gardner-Webb (3/20/11) | 7 |
| | Della Wilson | St. Peter's (3/17/93) | 7 |

### NCAA SINGLE-GAME FREE THROW ATTEMPTS

| | Name | Opponent (date) | FTA |
|---|---|---|---|
| 1. | Chanivia Broussard | vs. Maryland (3/21/04) | 14 |
| 2. | Michelle Woods | vs. Washington (3/20/15) | 11 |
| | Morgan Stroman | vs. Gardner-Webb (3/20/11) | 11 |
| | Riquna Williams | vs. Gardner-Webb (3/20/11) | 11 |
| 5. | Adrienne Motley | vs. Washington (3/20/15) | 10 |
| | Jessica Thomas | vs. Washington (3/20/15) | 10 |
| | Shawnice Wilson | at Iowa (3/24/13) | 10 |

### NCAA SINGLE-GAME FREE-THROW PCT. (5 FTA MIN.)

| | Name | FTM | FTA | Pct | Opponent (date) |
|---|---|---|---|---|---|
| 1. | Jeannie Hebert | 8 | 8 | 1.000 | vs. Maryland (3/21/04) |
| 2. | Della Wilson | 7 | 7 | 1.000 | St. Peter's (3/17/93) |
| 3. | Jasmyne Roberts | 6 | 6 | 1.000 | vs. Villanova (3/24/23) |
| | Carla Harris | 6 | 6 | 1.000 | N. Carolina (3/21/92) |
| 4. | Riquna Williams | 9 | 11 | .909 | vs. Gard-Webb (3/20/11) |
| 5. | Mykea Gray | 7 | 8 | .875 | vs. FGCU (3/22/19) |
| 6. | Keyona Hayes | 5 | 6 | .833 | Quinnipiac (3/20/17) |
| | Michelle Woods | 5 | 6 | .833 | vs. Idaho State (3/17/12) |
| | Riquna Williams | 5 | 6 | .833 | vs. Oklahoma (3/22/11) |
| | Frances Savage | 5 | 6 | .833 | N. Carolina (3/21/92) |
| | Vicki Plowden | 5 | 6 | .833 | N. Carolina (3/21/92) |

# NCAA TOURNAMENT - INDIVIDUAL RECORDS

## REBOUNDS

### NCAA SINGLE-GAME REBOUNDS

| | Name | Opponent (date) | Reb |
|---|---|---|---|
| 1. | Beatrice Mompremier | vs. Arizona State (3/24/19) | 22 |
| 2. | Shawnice Wilson | at Iowa (3/24/13) | 18 |
| | Shenise Johnson | vs. Gardner-Webb (3/20/11) | 18 |
| 3. | Frances Savage | vs. Vanderbilt (3/26/92) | 16 |
| 4. | Kym Hope | vs. Clemson (3/14/98) | 15 |
| 5. | Shawnice Wilson | vs. Idaho State (3/17/12) | 14 |
| | Morgan Stroman | vs. Oklahoma (3/22/11) | 14 |

### NCAA SINGLE-GAME OFFENSIVE REBOUNDS

| | Name | Opponent (date) | Reb |
|---|---|---|---|
| 1. | Vicki Plowden | vs. Vanderbilt (3/26/92) | 9 |
| | Shenise Johnson | vs. Gardner-Webb (3/20/11) | 9 |
| 3. | Erykah Davenport | vs. Quinnipiac (3/17/18) | 7 |
| | Frances Savage | vs. Vanderbilt (3/26/92) | 7 |
| | Shawnice Wilson | at Iowa (3/24/13) | 7 |

### NCAA SINGLE-GAME DEFENSIVE REBOUNDS

| | Name | Opponent (date) | Reb |
|---|---|---|---|
| 1. | Beatrice Mompremier | vs. Arizona State (3/24/19) | 16 |
| 2. | Shawnice Wilson | at Iowa (3/24/13) | 11 |
| | Kym Hope | vs. Clemson (3/14/98) | 11 |
| | Shawnice Wilson | at Iowa (3/24/13) | 11 |
| 5. | Emese Hof | vs. FGCU (3/22/19) | 10 |
| 6. | Beatrice Mompremier | vs. FGCU (3/22/19) | 9 |
| | Frances Savage | vs. Vanderbilt (3/26/92) | 9 |
| | Shenise Johnson | vs. Gardner-Webb (3/20/11) | 9 |
| | Shawnice Wilson | vs. Idaho State (3/17/12) | 9 |

## ASSISTS

### NCAA SINGLE-GAME ASSISTS

| | Name | Opponent (date) | Ast |
|---|---|---|---|
| 1. | Jeannie Hebert | vs. Vanderbilt (3/26/92) | 8 |
| 2. | Meghan Saake | at New Mexico (3/22/03) | 7 |
| 3. | Keyanna Harris | vs. Quinnipiac (3/17/18) | 6 |
| | Shenise Johnson | vs. Oklahoma (3/22/11) | 6 |
| | Shenise Johnson | vs. Gardner-Webb (3/20/11) | 6 |
| | Yolanda McCormick | at New Mexico (3/22/03) | 6 |
| | Della Wilson | at Western Kentucky (3/20/93) | 6 |
| | Frances Savage | North Carolina (3/21/92) | 6 |
| | Jeannie Hebert | North Carolina (3/21/92) | 6 |

## STEALS

### NCAA SINGLE-GAME STEALS

| | Name | Opponent (date) | Stl |
|---|---|---|---|
| 1. | Yalonda McCormick | vs. Maryland (3/21/04) | 5 |
| | Carla Harris | St. Peter's (3/17/93) | 5 |
| | Jeannie Hebert | at Oklahoma State (3/15/89) | 5 |
| 4. | Shenise Johnson | vs. Idaho State (3/17/12) | 4 |
| | Riquna Williams | vs. Gardner-Webb (3/20/11) | 4 |
| | Morgan Stroman | vs. Gardner-Webb (3/20/11) | 4 |
| | Vicki Plowden | vs. Vanderbilt (3/26/92) | 4 |
| | Jeannie Hebert | North Carolina (3/21/92) | 4 |

## BLOCKED SHOTS

### NCAA SINGLE-GAME BLOCKED SHOTS

| | Name | Opponent (date) | Blk |
|---|---|---|---|
| 1. | Emese Hof | vs. South Dakota State (3/19/16) | 4 |
| | Sylvia Bullock | vs. Gardner-Webb (3/20/11) | 4 |
| 3. | Maeva Djaldi-Tabdi | at South Carolina (3/20/22) | 3 |
| | Beatrice Mompremier | vs. FGCU (3/22/19) | 3 |
| | Ronnie McGarry | North Carolina (3/21/92) | 3 |
| | Kym Hope | vs. Clemson (3/14/98) | 3 |
| 7. | Maeva Djaldi-Tabdi | vs. South Florida (3/18/22) | 2 |
| | Adrienne Motley | Quinnipiac (3/20/17) | 2 |
| | Jassany Williams | at Iowa (3/22/15) | 2 |
| | Jassany Williams | vs. Washington (3/20/15) | 2 |
| | Shawnice Wilson | at Gonzaga (3/19/12) | 2 |
| | Shawnice Wilson | vs. Idaho State (3/17/12) | 2 |

# WNIT - TEAM RECORDS

## MARGIN OF VICTORY

| Category | Points | Opponent | Date |
|---|---|---|---|
| Largest Margin of Victory | 17 | at Michigan (UM, 76-59) | 3/31/10 |
| Largest Margin of Defeat | 12 | at California (Cal, 73-61) | 4/3/10 |
| | | vs. Kentucky (UK, 80-68) | 3/23/90 |

## POINTS

| Category | Points | Opponent | Date |
|---|---|---|---|
| Most Points | 95 | FIU | 3/18/06 |
| Fewest Points | 58 | at Rice | 3/12/99 |
| Most Points Allowed | 83 | FIU | 3/18/06 |
| | | at Houston | 3/16/02 |
| | | vs. Illinois State | 3/22/90 |
| Fewest Points Allowed | 57 | FGCU | 3/18/10 |
| Most Points in a Loss | 80 | vs. Charlotte | 3/24/90 |
| Most Points Combined | 178 | FIU (UM, 95-83) | 3/18/06 |

**Miami has not played a game in the WNIT since the NCAA switched to the quarter system in advance of the 2015-16 season*

## FIELD GOALS

| Category | FG | Opponent | Date |
|---|---|---|---|
| Most Field Goal Attempts | 78 | at Houston | 3/16/02 |
| Fewest Field Goal Attempts | 49 | Providence | 3/28/10 |
| Most Field Goals Made | 31 | at Houston | 3/16/02 |
| Fewest Field Goals Made | 21 | Stetson | 3/20/14 |
| Highest Field Goal Percentage | .520 (26-50) | at Rice | 3/12/99 |
| Lowest Field Goal Percentage | .288 (21-73) | Stetson | 3/20/14 |

## 3-POINT FIELD GOALS

| Category | 3FG | Opponent | Date |
|---|---|---|---|
| Most 3-Point Attempts | 26 | Stetson | 3/20/14 |
| | | FIU | 3/18/06 |
| Fewest 3-Point Attempts | 7 | at Rice | 3/12/99 |
| Most 3-Pointers Made | 14 | FIU | 3/18/06 |
| Fewest 3-Pointers Made | 3 | FGCU | 3/18/10 |
| | | at Rice | 3/12/99 |
| | | vs. Kentucky | 3/23/90 |
| Highest 3-Point Percentage | .556 (10-18) | North Carolina A&T | 3/25/10 |
| Lowest 3-Point Percentage | .231 (3-13) | FGCU | 3/18/10 |

## FREE THROWS

| Category | FT | Opponent | Date |
|---|---|---|---|
| Most Free Throw Attempts | 27 | at Providence | 3/28/10 |
| | | North Carolina A&T | 3/25/10 |
| Fewest Free Throw Attempts | 11 | at Rice | 3/12/99 |
| Most Free Throws Made | 21 | at Providence | 3/28/10 |
| | | vs. Illinois State | 3/22/90 |
| Fewest Free Throws Made | 3 | at Rice | 3/12/99 |
| Highest Free-Throw Percentage | .826 (19-23) | FIU | 3/18/06 |
| Lowest Free-Throw Percentage | .273 (3-11) | at Rice | 3/12/99 |

## REBOUNDS

| Category | Reb | Opponent | Date |
|---|---|---|---|
| Most Rebounds | 59 | Stetson | 3/20/14 |
| Fewest Rebounds | 30 | at Georgia Tech | 3/13/02 |
| Most Offensive Rebounds | 21 | Stetson | 3/20/14 |
| Fewest Offensive Rebounds | 8 | FIU | 3/18/06 |
| Most Defensive Rebounds | 38 | Stetson | 3/20/14 |
| Fewest Defensive Rebounds | 15+ | vs. Charlotte | 3/24/90 |

*+ - Miami had one team rebound in the game not designated as offensive or defensive in the official statistics*

# WNIT - TEAM RECORDS

## ASSISTS

| Category | Ast | Opponent | Date |
|---|---|---|---|
| Most Assists | 21 | North Carolina | 3/25/10 |
| Fewest Assists | 6 | at Providence | 3/28/10 |

## BLOCKED SHOTS

| Category | Blk | Opponent | Date |
|---|---|---|---|
| Most Blocked Shots | 9 | at Houston | 3/16/02 |
| Fewest Blocked Shots | 0 | at Michigan | 3/31/10 |
| | | at Providence | 3/28/10 |

## STEALS

| Category | Stl | Opponent | Date |
|---|---|---|---|
| Most Steals | 15 | FIU | 3/18/06 |
| Fewest Steals | 3 | vs. Illinois State | 3/22/90 |

## TURNOVERS

| Category | TO | Opponent | Date |
|---|---|---|---|
| Most Turnovers | 23 | at Virginia | 3/22/06 |
| Fewest Turnovers | 8 | vs. Illinois State | 3/22/90 |

## PERSONAL FOULS

| Category | PF | Opponent | Date |
|---|---|---|---|
| Most Personal Fouls | 21 | Stetson | 3/20/14 |
| | | at Virginia | 3/22/06 |
| Fewest Personal Fouls | 12 | vs. Illinois State | 3/22/90 |

# WNIT - INDIVIDUAL RECORDS

## SCORING

### WNIT SINGLE-GAME SCORING

| Name | Opponent (date) | Pts |
|---|---|---|
| 1. Frances Savage | vs. Charlotte (3/24/90) | 36 |
| 2. Shenise Johnson | at Providence (3/28/10) | 33 |
| 3. Tamara James | FIU (3/18/06) | 32 |
| 4. Tamara James | at Virginia (3/22/06) | 31 |
| 5. Elaine Harlow | vs. Illinois State (3/22/90) | 27 |

## FIELD GOALS

### WNIT SINGLE-GAME FIELD GOALS MADE

| Name | Opponent (date) | FGM |
|---|---|---|
| 1. Frances Savage | vs. Charlotte (3/24/90) | 14 |
| 2. Shenise Johnson | at Providence (3/28/10) | 11 |
| Kym Hope | at Rice (3/12/99) | 11 |
| Frances Savage | vs. Kentucky (3/23/90) | 11 |
| 5. Tamara James | at Virginia (3/22/06) | 10 |
| Elaine Harlow | vs. Illinois State (3/22/90) | 10 |
| Frances Savage | vs. Illinois State (3/22/90) | 10 |

### WNIT SINGLE-GAME FIELD GOAL ATTEMPTS

| Name | Opponent (date) | FGA |
|---|---|---|
| 1. Chanivia Broussard | at Houston (3/16/02) | 23 |
| 2. Tamara James | FIU (3/18/06) | 22 |
| Frances Savage | vs. Kentucky (3/23/90) | 22 |
| 4. Tamara James | at Virginia (3/22/06) | 21 |
| Frances Savage | vs. Charlotte (3/24/90) | 21 |
| Frances Savage | vs. Illinois State (3/22/90) | 21 |

### WNIT SINGLE-GAME FIELD GOAL PCT. (10 FGA MIN.)

| Name | FG | FGA | Pct | Opponent (date) |
|---|---|---|---|---|
| 1. Shenise Johnson | 11 | 14 | .786 | at Providence (3/28/10) |
| 2. Cassaundra Wimes | 7 | 10 | .700 | at Rice (3/12/99) |
| 3. Frances Savage | 14 | 21 | .667 | vs. Charlotte (3/24/90) |
| 4. Martha Bodley | 8 | 12 | .667 | at Houston (3/16/02) |
| 5. Kym Hope | 11 | 17 | .647 | at Rice (3/12/99) |

## 3-POINT FIELD GOALS

### WNIT SINGLE-GAME 3-POINT FG MADE

| Name | Opponent (date) | 3PM |
|---|---|---|
| 1 Riquna Williams | at Michigan (3/31/10) | 7 |
| 2. Krystal Saunders | Stetson (3/20/14) | 5 |
| Riquna Williams | North Carolina A&T (3/25/10) | 5 |
| 4. Shenise Johnson | at Providence (3/28/10 | 4 |
| Riquna Williams | at Providence (3/28/10 | 4 |
| Tamara James | FIU (3/18/06) | 4 |
| Melissa Knight | FIU (3/18/06) | 4 |
| Sheila James | at Houston (3/16/02) | 4 |

### WNIT SINGLE-GAME 3-POINT FG ATTEMPTS

| Name | Opponent (date) | 3PA |
|---|---|---|
| 1. Riquna Williams | at Michigan (3/31/10) | 15 |
| 2. Krystal Saunders | Stetson (3/20/14) | 13 |
| 3. Elaine Harlow | vs. Kentucky (3/23/90) | 10 |
| 4. Tamara James | FIU (3/18/06) | 9 |
| Sheila James | at Houston (3/16/02) | 9 |
| Elaine Harlow | vs. Illinois State (3/22/90) | 9 |

### WNIT SINGLE-GAME 3-POINT FG PCT. (2 3PM MIN.)

| Name | 3PM | 3PA | Pct | Opponent (date) |
|---|---|---|---|---|
| 1. Shenise Johnson | 4 | 4 | 1.000 | at Providence (3/28/10) |
| 2. Katie Hayek | 2 | 2 | 1.000 | FIU (3/18/06) |
| 3. Melissa Knight | 4 | 5 | .800 | FIU (3/18/06) |
| 4. Shenise Johnson | 3 | 5 | .600 | at Michigan (3/31/10) |
| Melissa Knight | 3 | 5 | .600 | at Virginia (3/22/06) |
| Cassaundra Wimes | 3 | 5 | .600 | at Rice (3/12/99) |

## FREE THROWS

### WNIT SINGLE-GAME FREE THROWS MADE

| Name | Opponent (date) | FTM |
|---|---|---|
| 1. Tamara James | FIU (3/18/06) | 14 |
| 2. Tamara James | at Virginia (3/22/06) | 10 |
| 3. Jeannie Hebert | vs. Charlotte (3/24/90) | 8 |
| 4. Shenise Johnson | at Providence (3/28/10) | 7 |
| 5. Charmaine Clark | Florida (3/21/10) | 6 |

### WNIT SINGLE-GAME FREE THROW ATTEMPTS

| Name | Opponent (date) | FTA |
|---|---|---|
| 1. Tamara James | FIU (3/18/06) | 16 |
| 2. Tamara James | at Virginia (3/22/06) | 14 |
| 3. Jeannie Hebert | vs. Charlotte (3/24/90) | 13 |
| 4. Shenise Johnson | at Providence (3/28/10) | 8 |
| Shenise Johnson | North Carolina A&T (3/25/10) | 8 |
| Charmaine Clark | Florida (3/21/10) | 8 |

### WNIT SINGLE-GAME FREE-THROW PCT. (5 FTA MIN.)

| Name | FTM | FTA | Pct | Opponent (date) |
|---|---|---|---|---|
| 1. Renee Taylor | 5 | 5 | 1.000 | FIU (3/18/06) |
| 2. Tamara James | 14 | 16 | .875 | FIU (3/18/06) |
| 3. Shenise Johnson | 7 | 8 | .875 | at Providence (3/28/10) |
| 4. Adrienne Motley | 5 | 6 | .833 | Stetson (3/20/14) |
| Diane Barnes | 5 | 6 | .833 | at Providence (3/28/10) |
| Frances Savage | 5 | 6 | .833 | vs. Charlotte (3/24/90) |
| Frances Savage | 5 | 6 | .833 | vs. Illinois St. (3/22/90) |

## REBOUNDS

### WNIT SINGLE-GAME REBOUNDS

| Name | Opponent (date) | Reb |
|---|---|---|
| 1 Keyona Hayes | Stetson (3/20/14) | 15 |
| 2. Frances Savage | vs. Kentucky (3/23/90) | 12 |
| 3. Diane Barnes | FGCU (3/18/10) | 11 |
| Frances Savage | vs. Charlotte (3/24/90) | 11 |
| Frances Savage | vs. Illinois State (3/22/90) | 11 |

### WNIT SINGLE-GAME OFFENSIVE REBOUNDS

| Name | Opponent (date) | Reb |
|---|---|---|
| 1. Frances Savage | vs. Charlotte (3/24/90) | 8 |
| 2. Martha Bodley | at Houston (3/16/02) | 6 |
| Frances Savage | vs. Kentucky (3/23/90) | 6 |
| 4. Keyona Hayes | Stetson (3/20/14) | 5 |
| Morgan Stroman | at Michigan (3/31/10) | 5 |
| Shenise Johnson | Florida (3/21/10) | 5 |
| Tamara James | at Virginia (3/22/06) | 5 |
| Frances Savage | vs. Illinois State (3/22/90) | 5 |

### WNIT SINGLE-GAME DEFENSIVE REBOUNDS

| Name | Opponent (date) | Reb |
|---|---|---|
| 1. Keyona Hayes | Stetson (3/20/14) | 10 |
| 2. Charmaine Clark | at Michigan (3/31/10) | 8 |
| Diane Barnes | FGCU (3/18/10) | 8 |
| Tamara James | FIU (3/18/06) | 8 |
| Martha Bodley | at Georgia Tech (3/13/02) | 8 |

# WNIT - INDIVIDUAL RECORDS

## ASSISTS

### WNIT SINGLE-GAME ASSISTS

| | Name | Opponent (date) | Ast |
|---|---|---|---|
| 1. | Renee Taylor | FIU (3/18/06) | 10 |
| 2. | Shenise Johnson | Florida (3/21/10) | 8 |
| | Renee Taylor | at Virginia (3/22/06) | 8 |
| 4. | Shenise Johnson | at Michigan (3/31/10) | 7 |
| | Charmaine Clark | North Carolina A&T (3/25/10) | 7 |
| | Shenise Johnson | FGCU (3/18/10) | 7 |
| | Elaine Harlow | vs. Charlotte (3/24/90) | 7 |

## STEALS

### WNIT SINGLE-GAME STEALS

| | Name | Opponent (date) | Stl |
|---|---|---|---|
| 1. | Tamara James | FIU (3/18/06) | 5 |
| 2. | Shenise Johnson | at Michigan (3/31/10) | 4 |
| | Morgan Stroman | North Carolina A&T (3/25/10) | 4 |
| | Melissa Knight | FIU (3/18/06) | 4 |
| | Renee Taylor | FIU (3/18/06) | 4 |
| | Meghan Saake | at Georgia Tech (3/13/02) | 4 |
| | Elaine Harlow | vs. Charlotte (3/24/90) | 4 |
| | Lisa Jones | vs. Charlotte (3/24/90) | 4 |
| | Nanci Clayton | vs. Kentucky (3/23/90) | 4 |

## BLOCKED SHOTS

### WNIT SINGLE-GAME BLOCKED SHOTS

| | Name | Opponent (date) | Blk |
|---|---|---|---|
| 1. | Jassany Williams | Stetson (3/20/14) | 3 |
| | Martha Bodley | at Houston (3/16/02) | 3 |
| | Chanivia Broussard | at Houston (3/16/02) | 3 |
| | Kym Hope | at Rice (3/12/99) | 3 |
| 5. | Sylvia Bullock | North Carolina A&T (3/25/10) | 2 |
| | Diane Barnes | FGCU (3/18/10) | 2 |
| | Meghan Saake | at Houston (3/16/02) | 2 |
| | Belinda Kunczt | vs. Kentucky (3/23/90) | 2 |
| | Frances Savage | vs. Kentucky (3/23/90) | 2 |

# ACC TOURNAMENT - TEAM RECORDS

## MARGIN OF VICTORY

| Category | Points | Opponent | Date |
|---|---|---|---|
| Largest Margin of Victory | 22 | vs. Pittsburgh (UM, 77-55) | 3/3/16 |
| Largest Margin of Defeat | 27 | vs. Georgia Tech (GT, 76-49) | 3/6/08 |

## POINTS

| Category | Points | Opponent | Date |
|---|---|---|---|
| Most Points | 93 | vs. NC State | 3/4/11 |
| Fewest Points | 42 | vs. Virginia Tech | 3/3/23 |
| Most Points Allowed | 92 | vs. Syracuse | 3/8/19 |
| Fewest Points Allowed | 39 | vs. Virginia Tech | 3/7/13 |
| Most Points in a Loss | 85 | vs. Syracuse | 3/8/19 |
| Most Points Combined | 178 | vs. NC State (UM, 93-85) | 3/4/11 |

## POINTS IN A QUARTER^

| Category | Points | Opponent | Date |
|---|---|---|---|
| Most Points in a Quarter | 28 | vs. Georgia Tech (2nd) | 3/2/17 |
| Fewest Points in a Quarter | 5 | vs. Virginia Tech (1st) | 3/3/23 |
| Most Points Allowed in a Quarter | 31 | vs. Syracuse (2nd) | 3/8/19 |
| Fewest Points Allowed in a Quarter | 4 | vs. Notre Dame (1st) | 3/5/22 |
| Most Points Combined in a Quarter | 48 | vs. Syracuse (SU, 25-23, 4th) | 3/8/19 |
| Fewest Points Combined in a Quarter | 19 | vs. Virginia Tech (VT, 10-9, 2nd) | 3/3/23 |
| | | vs. Notre Dame (UM, 12-4, 1st) | 3/5/22 |
| Largest Positive Margin in a Quarter | +16 | vs. Louisville (UM, 23-7, 4th) | 3/4/22 |
| Largest Negative Margin in a Quarter | -15 | vs. Virginia Tech (VT, 20-5, 1st) | 3/3/23 |
| | | vs. Syracuse (SU, 31-16, 2nd) | 3/8/19 |

^ - *NCAA switched to the quarter system in advance of the 2015-16 season*

## FIELD GOALS

| Category | FG | Opponent | Date |
|---|---|---|---|
| Most Field Goal Attempts | 70 | vs. NC State | 3/4/11 |
| Fewest Field Goal Attempts | 48 | vs. Duke | 3/3/22 |
| Most Field Goals Made | 37 | vs. Georgia Tech | 3/2/17 |
| Fewest Field Goals Made | 14 | vs. Virginia Tech | 3/3/23 |
| | | vs. Virginia Tech | 3/7/13 |
| Highest Field Goal Percentage | .638 (37-58) | vs. Georgia Tech | 3/2/17 |
| Lowest Field Goal Percentage | .241 | vs. Virginia Tech | 3/3/23 |

## 3-POINT FIELD GOALS

| Category | 3FG | Opponent | Date |
|---|---|---|---|
| Most 3-Point Attempts | 28 | vs. Virginia Tech | 3/4/21 |
| Fewest 3-Point Attempts | 6 | vs. Georgia Tech | 3/2/17 |
| Most 3-Pointers Made | 9 | vs. Georgia Tech | 3/2/06 |
| Fewest 3-Pointers Made | 1 | vs. Virginia Tech | 3/7/13 |
| | 1 | vs. Florida State | 3/3/17 |
| Highest 3-Point Percentage | .533 (8-15) | vs. Florida State | 3/4/16 |
| Lowest 3-Point Percentage | .091 (1-11) | vs. Florida State | 3/3/17 |

## FREE THROWS

| Category | FT | Opponent | Date |
|---|---|---|---|
| Most Free Throw Attempts | 28 | vs. NC State | 3/4/11 |
| Fewest Free Throw Attempts | 5 | vs. Louisville | 3/4/22 |
| Most Free Throws Made | 19 | vs. NC State | 3/4/11 |
| Fewest Free Throws Made | 4 | vs. Georgia Tech | 3/1/07 |
| Highest Free-Throw Percentage (6FTA) | .889 (8-9) | vs. Notre Dame | 3/5/16 |
| Lowest Free-Throw Percentage | .417 (5-12) | vs. Pittsburgh | 3/3/16 |

# ACC TOURNAMENT - TEAM RECORDS

## REBOUNDS

| Category | Reb | Opponent | Date |
|---|---|---|---|
| Most Rebounds | 48 | vs. Florida State | 3/8/13 |
| Fewest Rebounds | 20 | vs. Georgia Tech | 3/1/07 |
| Most Offensive Rebounds | 18 | vs. Boston College | 3/5/09 |
| Fewest Offensive Rebounds | 3 | vs. Duke | 3/3/22 |
| Most Defensive Rebounds | 34 | vs. Florida State | 3/7/13 |
| Fewest Defensive Rebounds | 14 | vs Boston College | 3/5/09 |

## ASSISTS

| Category | Ast | Opponent | Date |
|---|---|---|---|
| Most Assists | 21 | vs. Pittsburgh | 3/3/16 |
| Fewest Assists | 6 | vs. Virginia Tech | 3/3/23 |
| | | vs. Notre Dame | 3/6/15 |
| | | vs. Virginia Tech | 3/7/13 |
| | | vs. Wake Forest (OT) | 3/4/10 |

## BLOCKED SHOTS

| Category | Blk | Opponent | Date |
|---|---|---|---|
| Most Blocked Shots | 7 | vs. Florida State | 3/4/16 |
| Fewest Blocked Shots | 0 | vs. Louisville | 3/4/22 |

## STEALS

| Category | Stl | Opponent | Date |
|---|---|---|---|
| Most Steals | 26 | vs. Florida State | 3/4/16 |
| Fewest Steals | 0 | vs. Syracuse | 3/8/19 |

## TURNOVERS

| Category | TO | Opponent | Date |
|---|---|---|---|
| Most Turnovers | 23 | vs. Florida State | 3/6/14 |
| | | vs. Florida State | 3/8/13 |
| Fewest Turnovers | 9 | vs. Virginia Tech | 3/4/21 |
| | | vs. Notre Dame | 3/6/15 |

## PERSONAL FOULS

| Category | PF | Opponent | Date |
|---|---|---|---|
| Most Personal Fouls | 25 | vs. Georgia Tech | 3/2/06 |
| Fewest Personal Fouls | 8 | vs. Boston College | 3/5/09 |

# ACC TOURNAMENT - INDIVIDUAL RECORDS

## SCORING

### ACC TOURN. SINGLE-GAME SCORING

| | Name | Opponent (date) | Pts |
|---|---|---|---|
| 1. | Riquna Williams | vs. Wake Forest (3/4/10) | 28 |
| 2. | Destiny Harden | vs. Louisville (3/4/22) | 27 |
| | Destiny Harden | vs. Virginia Tech (3/4/21) | 27 |
| | Beatrice Mompremier | vs. Syracuse (3/8/19) | 27 |
| 5. | Emese Hof | vs. Syracuse (3/8/19) | 25 |
| | Shenise Johnson | vs. NC State (3/4/11) | 25 |
| 7. | Kelsey Marshall | vs. NC State (3/6/22) | 24 |
| | Jessica Thomas | vs. Notre Dame (3/6/15) | 24 |
| 9. | Beatrice Mompremier | vs. Clemson (3/4/20) | 23 |
| 10. | Riquna Williams | vs. Wake Forest (3/2/12) | 22 |
| | Riquna Williams | vs. NC State (3/4/11) | 22 |

## FIELD GOALS

### ACC TOURN. SINGLE-GAME FIELD GOALS MADE

| | Name | Opponent (date) | FGM |
|---|---|---|---|
| 1. | Destiny Harden | vs. Louisville (3/4/22) | 11 |
| | Destiny Harden | vs. Virginia Tech (3/4/21) | 11 |
| | Beatrice Mompremier | vs. Syracuse (3/8/19) | 11 |
| 4. | Emese Hof | vs. Syracuse (3/8/19) | 10 |
| | Shenise Johnson | vs. NC State (3/4/11) | 10 |
| | Riquna Williams | vs. Wake Forest (3/4/10) | 10 |
| 7. | Kelsey Marshall | vs. NC State (3/6/22) | 9 |
| | Beatrice Mompremier | vs. Clemson (3/4/20) | 9 |
| | Emese Hof | vs. Florida State (3/2/18) | 9 |
| | Keyona Hayes | vs. Pittsburgh (3/3/16) | 9 |
| | Jessica Thomas | vs. Notre Dame (3/6/15) | 9 |
| | Riquna Williams | vs. Wake Forest (3/2/12) | 9 |

### ACC TOURN. SINGLE-GAME FIELD GOAL ATTEMPTS

| | Name | Opponent (date) | FGA |
|---|---|---|---|
| 1. | Riquna Williams | vs. Wake Forest (3/4/10) | 25 |
| 2. | Riquna Williams | vs. North Carolina (3/5/11) | 24 |
| 3. | Riquna Williams | vs. Wake Forest (3/2/12) | 21 |
| 4. | Shenise Johnson | vs. North Carolina (3/4/11) | 20 |
| | Shenise Johnson | vs. NC State (3/4/11) | 20 |

### ACC TOURN. SINGLE-GAME FG PCT. (10 FGA MIN.)

| | Name | FG | FGA | Pct | Opponent (date) |
|---|---|---|---|---|---|
| 1. | Destiny Harden | 11 | 15 | .733 | vs. Louisville (3/4/22) |
| 2. | Keyona Hayes | 8 | 11 | .727 | vs. Georgia Tech (3/2/17) |
| 3. | Lashae Dwyer | 7 | 10 | .700 | vs. Boston College (3/2/23) |
| | Emese Hof | 7 | 10 | .700 | vs. Florida St. (3/4/16) |
| 5. | Beatrice Mompremier | 11 | 16 | .688 | vs. Syracuse (3/9/19) |
| 6. | Emese Hof | 10 | 15 | .667 | vs. Syracuse (3/9/19) |
| 7. | Beatrice Mompremier | 9 | 14 | .643 | vs. Clemson (3/4/20) |
| | Jessica Thomas | 9 | 14 | .643 | vs. Notre Dame (3/5/15) |
| 9. | Keyona Hayes | 7 | 11 | .636 | vs. Duke (3/4/17) |
| | Emese Hof | 7 | 11 | .636 | vs. Georgia Tech (3/2/17) |

*Note: Keyona Hayes has the record for most field goals made without a miss (9-of-9, vs. Pittsburgh, 3/3/16)*

## 3-POINT FIELD GOALS

### ACC TOURN. SINGLE-GAME 3-POINT FG MADE

| | Name | Opponent (date) | 3PM |
|---|---|---|---|
| 1. | Jessica Thomas | vs. Notre Dame (3/5/16) | 5 |
| | Jessica Thomas | vs. Florida State (3/4/16) | 5 |
| 3. | Kelsey Marshall | vs. Notre Dame (3/5/22) | 4 |
| | Destiny Harden | vs. Louisville (3/4/22) | 4 |
| | Krystal Saunders | vs. Florida State (3/6/14) | 4 |
| | Riquna Williams | vs. Wake Forest (3/2/12) | 4 |
| | Riquna Williams | vs. North Carolina (3/5/11) | 4 |
| | Shenise Johnson | vs. NC State (3/4/11) | 4 |

### ACC TOURN. SINGLE-GAME 3-POINT FG ATTEMPTS

| | Name | Opponent (date) | 3PA |
|---|---|---|---|
| 1. | Kelsey Marshall | vs. Notre Dame (3/5/22) | 11 |
| | Riquna Williams | vs. North Carolina (3/5/11) | 11 |
| 3. | Stefanie Yderstrom | vs. NC State (3/4/11) | 10 |
| 4. | Kelsey Marshall | vs. Clemson (3/4/20) | 9 |
| | Jessica Thomas | vs. Notre Dame (3/5/16) | 9 |
| | Stefanie Yderstrom | vs. Florida State (3/8/13) | 9 |
| | Riquna Williams | vs. NC State (3/4/11) | 9 |
| | Riquna Williams | vs. Wake Forest (3/4/10) | 9 |

### ACC TOURN. SINGLE-GAME 3-POINT FG PCT. (2 3PM MIN.)

| | Name | 3PM | 3PA | Pct | Opponent (date) |
|---|---|---|---|---|---|
| 1. | Jessica Thomas | 5 | 6 | .833 | vs. Florida State (3/4/16) |
| 2. | Destiny Harden | 4 | 5 | .800 | vs. Louisville (3/4/22) |
| | Shenise Johnson | 4 | 5 | .800 | vs. NC State (3/4/11) |
| 3. | Karla Erjavec | 2 | 3 | .667 | vs. Boston College (3/2/23) |
| | Maurita Reid | 2 | 3 | .667 | vs. Georgia Tech (3/1/07) |
| 5. | Jessica Thomas | 3 | 5 | .600 | vs. Notre Dame (3/6/15) |
| | Necole Sterling | 3 | 5 | .600 | vs. Virginia (3/5/15) |

## FREE THROWS

### ACC TOURN. SINGLE-GAME FREE THROWS MADE

| | Name | Opponent (date) | FTM |
|---|---|---|---|
| 1. | Morgan Stroman | vs. Florida State (3/8/13) | 8 |
| | Fallon Phanord | vs. North Carolina (3/5/05) | 8 |
| 3. | Keyanna Harris | vs. Wake Forest (3/1/18) | 7 |
| | Shawnice Wilson | vs. Virginia Tech (3/7/13) | 7 |
| | Riquna Williams | vs. NC State (3/4/11) | 7 |

### ACC TOURN. SINGLE-GAME FREE THROW ATTEMPTS

| | Name | Opponent (date) | FTA |
|---|---|---|---|
| 1. | Beatrice Mompremier | vs. Clemson (3/4/20) | 10 |
| | Morgan Stroman | vs. Florida State (3/8/13) | 10 |
| | Riquna Williams | vs. NC State (3/4/11) | 10 |
| 3. | Lola Pendande | vs. Boston College (3/2/23) | 9 |
| | Riquna Williams | vs. Wake Forest (3/4/10) | 9 |
| 5. | Keyanna Harris | vs. Wake Forest (3/1/18) | 8 |
| | Morgan Stroman | vs. Virginia Tech (3/7/13) | 8 |
| | Shawnice Wilson | vs. Virginia Tech (3/7/13) | 8 |
| | Morgan Stroman | vs. NC State (3/4/11) | 8 |
| | Fallon Phanord | vs. North Carolina (3/5/05) | 8 |

### ACC TOURN. SINGLE-GAME FREE-THROW PCT. (5 FTA MIN.)

| | Name | FTM | FTA | Pct | Opponent (date) |
|---|---|---|---|---|---|
| 1. | Fallon Phanord | 8 | 8 | 1.000 | vs. N. Carolina (3/5/05) |
| 2. | Keyanna Harris | 7 | 8 | .875 | vs. Wake Forest (3/1/18) |
| | Shawnice Wilson | 7 | 8 | .875 | vs. Virginia Tech (3/7/13) |
| 4. | Shenise Johnson | 5 | 6 | .833 | vs. N. Carolina (3/5/05) |
| | Lamese James | 5 | 6 | .833 | vs. Florida St. (3/5/09) |

# ACC TOURNAMENT - INDIVIDUAL RECORDS

## REBOUNDS

### ACC TOURN. SINGLE-GAME REBOUNDS

| | Name | Opponent (date) | Reb |
|---|---|---|---|
| 1. | Shawnice Wilson | vs. Florida State (3/8/13) | 18 |
| 2. | Shenise Johnson | vs. North Carolina (3/5/11) | 14 |
| | Tamara James | vs. North Carolina (3/5/05) | 14 |
| 4. | Morgan Stroman | vs. Virginia Tech (3/7/13) | 13 |
| | Shawnice Wilson | vs. Wake Forest (3/2/12) | 13 |
| | Shenise Johnson | vs. NC State (3/4/11) | 13 |

### ACC TOURN. SINGLE-GAME OFFENSIVE REBOUNDS

| | Name | Opponent (date) | Reb |
|---|---|---|---|
| 1. | Lola Pendande | vs. Boston College (3/2/23) | 6 |
| | Shawnice Wilson | vs. Wake Forest (3/2/12) | 6 |
| | Shenise Johnson | vs. Boston College (3/5/09) | 6 |
| 4. | Haley Cavinder | vs. Boston College (3/2/23) | 5 |
| | Destiny Harden | vs. Virginia Tech (3/4/21) | 5 |
| | Morgan Stroman | vs. Florida State (3/8/13) | 5 |
| | Shawnice Wilson | vs. Florida State (3/8/13) | 5 |
| | Shenise Johnson | vs. North Carolina (3/5/11) | 5 |
| | Morgan Stroman | vs. Wake Forest (3/4/10) | 5 |
| | Renee Taylor | vs. Georgia Tech (3/2/06) | 5 |

### ACC TOURN. SINGLE-GAME DEFENSIVE REBOUNDS

| | Name | Opponent (date) | Reb |
|---|---|---|---|
| 1. | Shawnice Wilson | vs. Florida State (3/8/13) | 13 |
| 2. | Morgan Stroman | vs. Virginia Tech (3/7/13) | 12 |
| 3. | Tamara James | vs. North Carolina (3/5/05) | 10 |
| 4. | Destiny Harden | vs. Duke (3/3/22) | 9 |
| | Beatrice Mompremier | vs. Syracuse (3/9/19) | 9 |
| | Shenise Johnson | vs. North Carolina (3/5/11) | 9 |
| | Shenise Johnson | vs. NC State (3/4/11) | 9 |

## ASSISTS

### ACC TOURN. SINGLE-GAME ASSISTS

| | Name | Opponent (date) | Ast |
|---|---|---|---|
| 1. | Keyanna Harris | vs. Wake Forest (3/1/18) | 8 |
| 2. | Karla Erjavec | vs. Louisville (3/4/22) | 7 |
| 3. | Mykea Gray | vs. Clemson (3/4/20) | 6 |
| | Michelle Woods | vs. Florida State (3/4/16) | 6 |
| | Shenise Johnson | vs. Wake Forest (3/2/12) | 6 |
| | Riquna Williams | vs. NC State (3/4/11) | 6 |
| | LaToya Cunningham | vs. Boston College (3/5/09) | 6 |
| | Yalonda McCormick | vs. North Carolina (3/5/05) | 6 |

## STEALS

### ACC TOURN. SINGLE-GAME STEALS

| | Name | Opponent (date) | Stl |
|---|---|---|---|
| 1. | Yalonda McCormick | vs. North Carolina (3/5/05) | 6 |
| 2. | Erykah Davenport | vs. Wake Forest (3/1/18) | 5 |
| | Adrienne Motley | vs. Florida State (3/4/16) | 5 |
| | Morgan Stroman | vs. NC State (3/4/11) | 5 |
| | Renee Taylor | vs. Georgia Tech (3/2/06) | 5 |
| | Tamara James | vs. Georgia Tech (3/4/05) | 5 |

# WATSCO CENTER RECORDS

***Beginning Jan. 15, 2003, all home games played at BankUnited Center (name changed to Watsco Center prior to 2016-17)***

## SINGLE-GAME INDIVIDUAL RECORDS

| Category | Stat | Individual | Opponent | Date |
|---|---|---|---|---|
| Scoring | 39 | Tamara James | Fairfield | 12/28/04 |
| Field Goals Made | 17 | Tamara James | Fairfield | 12/28/04 |
| Field Goals Attempted | 31 | Riquna Williams | North Carolina | 2/13/11 |
| Field Goal % (min. 10 attempts) | .857 (12-14) | Tamara James | NC A&T | 12/28/05 |
| 3-Point Field Goals Made | 8 | Riquna Williams | Maryland | 1/12/12 |
| 3-Point Field Goals Attempted | 14 | Riquna Williams | Maryland | 1/12/12 |
| 3-Point Field Goal % (min. 5 made) | 1.000 (6-6) | Laura Cornelius | NC State | 12/30/15 |
| Free Throws Made | 14 | Tamara James | FIU | 3/18/06 |
| Free Throws Attempted | 16 | Tamara James | FIU | 3/18/06 |
| Free Throw % (min. 8 attempts) | 1.000 (11-11) | Tamara James | FDU | 12/2/05 |
| Assists* | 11 | Albrey Grimsley | Florida State | 1/24/08 |
| Rebounds | 22 | Beatrice Mompremier | Arizona State | 3/24/19 |
| Steals | 10 | Maurita Reid | Wake Forest | 2/8/07 |
| Blocked Shots | 9 | Jassany Williams | Notre Dame | 1/8/15 |

** - recorded more than once with most recent listed*

## SINGLE-GAME TEAM RECORDS

| Category | Points | Opponent | Date |
|---|---|---|---|
| Scoring | 107 | Prairie View A&M | 11/17/11 |
| Field Goals Made | 42 | Prairie View A&M | 11/17/11 |
| Field Goals Attempted | 86 | Quinnipiac | 12/28/09 |
| Field Goal % | .621 (41-66) | NC A&T | 12/29/05 |
| 3-Point Field Goals Made* | 14 | FIU | 3/18/06 |
| 3-Point Field Goals Attempted | 35 | North Carolina | 2/21/08 |
| 3-Point Field Goal % (min. 5 made) | .769 (10-13) | Coppin State | 1/2/05 |
| Free Throws Made | 34 | Boston College | 1/27/19 |
| Free Throws Attempted | 49 | Boston College | 1/27/19 |
| Free Throw % (min. 10 attempts)* | 1.000 (12-12) | Jacksonville | 11/13/07 |
| Assists* | 32 | NC A&T | 12/28/05 |
| Rebounds | 70 | Quinnipiac | 12/28/09 |
| Steals | 29 | Prairie View A&M | 11/17/11 |
| Blocked Shots* | 11 | Brown | 12/29/08 |
| Points in a Quarter | 33 | Alabama | 12/21/18 |
| Fewest Points Allowed in a Quarter | 0 | UNC Asheville | 12/20/19 |

** - recorded more than once with most recent listed*

# MISCELLANEOUS RECORDS

## WATSCO CENTER ATTENDANCE RECORDS

| Date | Opponent | Result | Att. |
|---|---|---|---|
| 12/6/16 | Loyola Chicago | W, 81-43 | 4,989 |
| 2/19/03 | Connecticut | L, 81-60 | 4,973 |
| 11/13/15 | Wright State# | W, 80-67 | 4,034 |
| 11/13/19 | North Florida# | W, 78-55 | 4,017 |
| 11/29/08 | Santa Clara@ | W, 60-44 | 3,777 |
| 12/30/10 | Morgan State% | W, 74-47 | 3,683 |
| 11/9/12 | North Florida# | W, 77-24 | 3,160 |
| 11/9/18 | Stephen F. Austin | W, 81-60 | 3,079 |
| 11/10/22 | Stetson# | W, 80-56 | 3,068 |
| 2/19/12 | Florida State | W, 67-60 | 3,016 |
| 3/22/19 | FGCU! | W, 69-62 | 3,003 |

## LARGEST CROWDS TO SEE THE CANES*

| Date | Opponent | Result | Att. |
|---|---|---|---|
| 1/12/02 | at Connecticut | L, 96-50 | 16,294 |
| 2/16/97 | at Connecticut | L, 86-59 | 16,294 |
| 3/22/03 | vs. New Mexico! | L, 91-85 | 16,151 |
| 3/20/23 | at Indiana! | W, 70-68 | 14,480 |
| 3/18/23 | vs. Oklahoma St.! | W, 62-61 | 13,607 |
| 2/17/19 | at Louisville | W, 79-73 | 12,193 |
| 11/15/11 | at Tennessee | L, 92-76 | 12,151 |
| 3/7/13 | vs. Virginia Tech | W, 45-39 | 11,359 |
| 3/4/10 | vs. Wake Forest^ | L, 66-65 | 11,445 |
| 2/12/12 | at Maryland | W, 76-74 | 11,008 |
| 3/7/04 | vs. Boston College$ | L, 65-53 | 10,833 |
| 2/8/04 | at Connecticut | L, 83-65 | 10,167 |
| 3/6/08 | vs. Georgia Tech^ | L, 76-49 | 10,158 |

## HOME ATTENDANCE RECORDS*

| Date | Opponent | Result | Att. |
|---|---|---|---|
| 1/29/00 | Connecticut | L, 84-36 | 9,276 |
| 1/19/02 | Seton Hall | W, 56-54 | 5,620 |
| 12/6/16 | Loyola Chicago | W, 81-43 | 4,989 |
| 2/19/03 | Connecticut | L, 81-60 | 4,973 |
| 11/13/15 | Wright State# | W, 80-67 | 4,034 |
| 11/13/19 | North Florida# | W, 78-55 | 4,017 |
| 11/29/08 | Santa Clara@ | W, 60-44 | 3,777 |
| 12/30/10 | Morgan State% | W, 74-47 | 3,683 |
| 11/9/12 | North Florida# | W, 77-24 | 3,160 |
| 11/9/18 | Stephen F. Austin | W, 81-60 | 3,079 |

# - Education Day Game
@ - Miami Thanksgiving Classic
% - Miami Holiday Classic
^ - ACC Tournament
$ - Big East Tournament
! - NCAA Tournament

* - since 1991-92

## ALL-TIME RECORDS BY MONTH*

| Month | Home | Away | Neutral | Totals |
|---|---|---|---|---|
| Nov | 89-13 | 26-26 | 14-12 | 129-51 |
| Dec | 164-63 | 23-32 | 16-11 | 203-106 |
| Jan | 125-73 | 90-103 | 9-12 | 224-188 |
| Feb | 129-49 | 75-104 | 13-23 | 217-176 |
| March | 23-11 | 9-16 | 32-37 | 64-64 |
| April | - | 0-1 | - | 0-1 |
| Unknown | 6-3 | 6-5 | 3-4 | 15-12 |
| **Totals** | **536-212** | **229-287** | **87-99** | **852-598** |

## ALL-TIME RECORDS BY DAY*

| Day | Record | Pct. |
|---|---|---|
| Monday | 80-51 | .611 |
| Tuesday | 83-61 | .576 |
| Wednesday | 82-64 | .562 |
| Thursday | 144-106 | .576 |
| Friday | 113-64 | .638 |
| Saturday | 175-119 | .595 |
| Sunday | 160-119 | .573 |
| Missing | 15-14 | .517 |
| **Totals** | **852-598** | **.588** |

* - 29 games missing during the 1974-75, 1978-79 seasons

## ALL-TIME RECORDS IN 1-5 POINT DECISIONS

| Point Differential | Record | Pct. |
|---|---|---|
| 1 Point | 18-29 | .383 |
| 2 Points | 30-32 | .484 |
| 3 Points | 35-27 | .565 |
| 4 Points | 30-19 | .612 |
| 5 Points | 24-30 | .444 |
| **Totals** | **137-137** | **.500** |

## SPECIFIC GAMES

| Game | Record | Pct. |
|---|---|---|
| Season Opener | 43-9 | .824 |
| (at home) | 31-2 | .938 |
| (on the road) | 9-3 | .750 |
| (neutral site) | 3-4 | .429 |
| ACC Opener | 10-10 | .526 |
| (at home) | 7-6 | .583 |
| (on the road) | 3-4 | .429 |
| First Home Game | 49-3 | .941 |
| First Road Game | 23-29 | .431 |

## WINNING STREAKS

| Category | Games | Dates |
|---|---|---|
| Overall | 30 | 12/1/91-3/21/92 |
| Regular Season | 30 | 12/1/91-3/21/92 |
| Home | 41 | 2/28/10-11/18/12 |
| Home Regular Season | 37 | 2/28/10-11/18/12 |
| Away | 13 | 12/8/91-3/9/92 |
| Away Regular Season | 13 | 12/9/91-3/9/92 |

## LOSING STREAKS

| Category | G | Dates |
|---|---|---|
| Overall | 8 | 1/10/86-2/10/86 |
| Regular Season | 8 | 1/10/86-2/10/86 |

# OVERTIME GAMES

| Season | Date | Opponent | H/A/N | W/L | OT | Score | Margin |
|---|---|---|---|---|---|---|---|
| 1982-83 | 12/31/82 | Pittsburgh | H | W | 2OT | 79-75 | +4 |
| 1982-83 | 2/18/83 | Florida A&M | H | L | OT | 80-78 | -2 |
| 1983-84 | 3/1/84 | FIU | A | L | 2OT | 83-81 | -2 |
| 1988-89 | 12/2/88 | Houston | A | L | OT | 81-76 | -5 |
| 1990-91 | 1/26/91 | Mercer# | H | L | OT | 86-83 | -3 |
| 1991-92 | 11/23/91 | Florida State | A | L | OT | 71-69 | -2 |
| 1992-93 | 12/30/92 | Texas Tech | H | L | OT | 75-74 | -1 |
| 1992-93 | 2/9/93 | Georgetown& | A | L | 3OT | 90-88 | -2 |
| 1993-94 | 1/15/94 | St. John's& | A | W | OT | 80-72 | +8 |
| 1993-94 | 1/19/94 | Syracuse& | H | W | 2OT | 62-59 | +3 |
| 1997-98 | 12/31/97 | West Virginia& | H | W | OT | 74-72 | +2 |
| 1997-98 | 1/14/98 | Villanova& | A | L | OT | 68-67 | -1 |
| 1998-99 | 12/30/98 | St. John's& | A | L | OT | 76-72 | -4 |
| 2000-01 | 1/21/01 | Western Kentucky | H | L | OT | 82-75 | -7 |
| 2001-02 | 1/16/02 | Syracuse& | H | W | OT | 75-71 | +4 |
| 2002-03 | 1/28/03 | Virginia Tech& | H | W | OT | 67-66 | +1 |
| 2002-03 | 2/26/03 | Seton Hall& | A | L | OT | 78-71 | -7 |
| 2003-04 | 1/14/04 | Georgetown& | H | W | OT | 57-55 | +2 |
| 2005-06 | 2/19/06 | No. 1 Duke* | H | L | 2OT | 99-93 | -6 |
| 2005-06 | 2/26/06 | Georgia Tech* | H | W | 2OT | 90-85 | +5 |
| 2007-08 | 11/28/07 | Milwaukee | A | W | OT | 73-70 | +3 |
| 2007-08 | 1/24/08 | Florida State* | H | L | OT | 75-70 | -5 |
| 2007-08 | 2/11/08 | Virginia Tech* | H | L | OT | 81-73 | -8 |
| 2008-09 | 2/19/09 | No. 23 Virginia* | A | L | OT | 84-75 | -9 |
| 2009-10 | 1/27/10 | No. 25 Georgia Tech* | A | L | OT | 80-73 | -7 |
| 2009-10 | 2/11/10 | No. 21 Virginia* | H | L | OT | 69-63 | -6 |
| 2009-10 | 2/18/10 | Clemson* | A | L | OT | 73-72 | -1 |
| 2009-10 | 2/28/10 | Boston College* | H | W | OT | 76-68 | +8 |
| 2009-10 | 3/4/10 | Wake Forest% | N | L | OT | 61-60 | -1 |
| 2010-11 | 12/7/10 | No. 12 Georgetown | H | W | OT | 81-72 | +9 |
| 2010-11 | 1/30/11 | No. 25 Georgia Tech* | H | W | OT | 84-74 | +10 |
| 2011-12 | 12/5/11 | No. 11 Rutgers | H | W | 2OT | 92-81 | +11 |
| 2013-14 | 3/6/14 | Florida State% | N | L | OT | 72-67 | -5 |
| 2015-16 | 2/21/16 | Virginia Tech* | H | W | OT | 67-56 | +11 |
| 2016-17 | 12/1/16 | No. 9/10 Ohio State | A | W | OT | 94-89 | +5 |
| 2019-20 | 1/30/20 | Georgia Tech* | H | W | OT | 54-49 | +5 |
| 2022-23 | 12/11/22 | Florida | H | L | OT | 76-73 | -3 |
| 2022-23 | 2/2/23 | Clemson* | A | W | OT | 69-66 | +3 |
| 2023-24 | 2/8/24 | Clemson* | H | W | OT | 75-72 | +3 |
| 2023-24 | 3/3/24 | Georgia Tech* | H | L | OT | 71-66 | -5 |

## OVERTIME RECORDS

| | |
|---|---|
| All | 18-22 |
| 2OT | 4-2 |
| 3OT | 0-1 |
| Conference | 12-12 (2-1 2OT, 0-1 3OT) |
| ACC | 6-7 (1-1 2OT) |
| ACC Tournament | 0-2 |
| Home | 14-9 |
| Away | 4-11 |
| Neutral | 0-2 |

** Atlantic Coast Conference game*
*& BIG EAST Conference game*
*# New South Women's Athletic Conference game*
*% ACC Tournament game*

# 100-POINT GAMES

## MIAMI 100-POINT GAMES

| Season | Date | Opponent | H/A/N | W/L | UM | Opp | Margin |
|---|---|---|---|---|---|---|---|
| 1975-76 | 1/14/76 | Homestead AFB | H | W | 100 | 20 | +80 |
| 1979-80 | 11/28/79 | Broward Central | A | W | 101 | 38 | +63 |
| 1979-80 | 2/12/80 | Broward Central | H | W | 104 | 35 | +69 |
| 1980-81 | 1/27/81 | FIU | H | W | 109 | 56 | +53 |
| 1981-82 | 1/28/82 | Florida Memorial | H | W | 100 | 54 | +46 |
| 1987-88 | 1/11/88 | Florida A&M | H | W | 104 | 86 | +18 |
| 1987-88 | 2/25/88 | UCF | H | W | 103 | 87 | +16 |
| 1988-89 | 12/19/88 | Florida A&M | H | W | 103 | 64 | +39 |
| 1988-89 | 2/24/89 | FIU | A | W | 100 | 85 | +15 |
| 1997-98 | 11/25/97 | Florida Atlantic | A | W | 105 | 84 | +21 |
| 1997-98 | 12/27/97 | Delaware State | H | W | 105 | 62 | +43 |
| 2002-03 | 11/25/02 | Morris Brown | H | W | 111 | 44 | +67 |
| 2005-06 | 12/2/05 | Farleigh Dickinson | H | W | 100 | 62 | +38 |
| 2005-06 | 12/28/05 | North Carolina A&T | H | W | 104 | 65 | +39 |
| 2009-10 | 11/13/09 | CSU Bakersfield | A | W | 111 | 93 | +18 |
| 2009-10 | 12/21/09 | Cornell | A | W | 101 | 62 | +39 |
| 2011-12 | 11/17/11 | Prairie View A&M | H | W | 107 | 26 | +81 |
| 2011-12 | 12/16/11 | Louisiana-Monroe | H | W | 103 | 39 | +64 |
| 2016-17 | 1/26/17 | North Carolina* | H | W | 100 | 88 | +12 |
| 2018-19 | 12/21/18 | Alabama | N | W | 101 | 74 | +27 |
| 2018-19 | 12/28/18 | Florida A&M | H | W | 103 | 54 | +49 |

## MIAMI 100-POINT RECORDS

| | |
|---|---|
| Total | 21 |
| Home | 15 |
| Away | 5 |
| ACC | 1 |
| Under Katie Meier | 9 |

## OPPONENT 100-POINT GAMES

| Season | Date | Opponent | H/A/N | W/L | UM | Opp | Margin |
|---|---|---|---|---|---|---|---|
| 1975-76 | 2/9/76 | Florida | A | L | 53 | 103 | -50 |
| 1976-77 | 1/24/76 | Miami-Dade North | A | L | 69 | 106 | -37 |
| 1979-80 | 12/31/79 | Kansas | H | L | 62 | 101 | -39 |
| 1980-81 | 12/28/80 | Drake | H | L | 63 | 101 | -38 |
| 1985-86 | 2/8/86 | Kentucky | A | L | 53 | 108 | -55 |
| 1985-86 | 2/17/86 | No. 1 Texas | A | L | 43 | 112 | -69 |
| 2002-03 | 2/15/03 | West Virginia& | A | L | 84 | 100 | -16 |
| 2004-05 | 12/6/04 | No. 12 Texas Tech | A | L | 49 | 109 | -60 |
| 2006-07 | 1/10/07 | No. 1 Maryland* | H | L | 53 | 111 | -58 |
| 2017-18 | 1/11/18 | No. 13/12 Florida State* | A | L | 67 | 105 | -38 |

## OPPONENT 100-POINT RECORDS

| | |
|---|---|
| Total | 10 |
| Home | 3 |
| Away | 7 |
| Under Katie Meier | 2 |

** Atlantic Coast Conference game*
*& BIG EAST Conference game*

# HALFTIME COMEBACKS

Since 1995

| Date | Opponent | Site | Half | Result | Margin |
|---|---|---|---|---|---|
| 1/11/95 | Georgetown& | A | 36-34 | W, 72-66 | -2 |
| 1/21/95 | Providence& | H | 41-33 | W, 80-78 | -8 |
| 2/1/95 | Pittsburgh& | H | 29-25 | W, 54-50 | -4 |
| 2/18/95 | Syracuse& | H | 39-38 | W, 67-65 | -1 |
| 1/31/96 | Providence& | H | 42-34 | W, 74-73 | -8 |
| 2/8/96 | West Virginia& | A | 36-32 | W, 88-69 | -4 |
| 2/25/97 | Georgetown& | H | 25-22 | W, 62-58 | -3 |
| 3/2/97 | Boston College@ | N | 27-22 | W, 63-48 | -5 |
| 11/20/97 | South Florida | A | 24-22 | W, 55-52 | -2 |
| 12/28/97 | Maine | H | 41-35 | W, 91-78 | -6 |
| 12/31/97 | West Virginia& | H | 35-31 | W, 74-72 (OT) | -4 |
| 1/31/98 | Georgetown& | A | 35-34 | W, 81-74 | -1 |
| 2/3/98 | Notre Dame& | H | 34-30 | W, 77-76 | -4 |
| 12/5/98 | Boston College& | H | 30-27 | W, 65-57 | -3 |
| 1/2/99 | Pittsburgh& | H | 36-29 | W, 75-60 | -7 |
| 12/15/01 | FAU | A | 40-38 | W, 92-77 | -2 |
| 1/5/02 | Rutgers& | A | 25-23 | W, 67-53 | -2 |
| 2/20/02 | Virginia Tech& | H | 26-20 | W, 55-53 | -6 |
| 3/2/02 | Georgetown@ | N | 31-30 | W, 69-52 | -1 |
| 3/13/02 | Georgia Tech% | A | 45-36 | W, 73-64 | -9 |
| 12/21/02 | Eastern Michigan | H | 33-28 | W, 85-66 | -5 |
| 3/4/03 | Georgetown& | H | 30-29 | W, 73-71 | -1 |
| 11/25/03 | USF | A | 32-26 | W, 62-55 | -6 |
| 1/10/04 | Boston College& | A | 29-27 | W, 70-66 | -2 |
| 11/19/04 | Gardner Webb | H | 30-26 | W, 65-47 | -4 |
| 12/29/04 | Loyola Marymount | H | 38-31 | W, 78-67 | -7 |
| 1/27/05 | Florida State* | H | 31-28 | W, 62-57 | -3 |
| **1/12/06** | **Clemson*** | **A** | **27-26** | **W, 74-52** | **-1** |
| 11/15/06 | Santa Clara | A | 45-41 | W, 85-83 | -4 |
| 11/28/07 | UW-Milwaukee | A | 33-31 | W, 73-70 (OT) | -2 |
| 12/18/07 | Southern Miss | N | 34-22 | W, 66-63 | -12 |
| 12/18/08 | UCF | A | 36-30 | W, 66-59 | -6 |
| 2/12/09 | Virginia Tech* | A | 31-27 | W, 59-56 | -4 |
| 12/24/09 | Houston | H | 29-26 | W, 68-54 | -3 |
| 1/21/10 | Maryland* | A | 32-31 | W, 80-77 | -1 |
| 3/18/10 | FGCU% | H | 35-27 | W, 70-57 | -8 |
| 1/16/11 | Boston College* | H | 30-27 | W, 65-53 | -3 |
| 1/30/11 | Georgia Tech* | H | 38-31 | W, 84-74 (OT) | -7 |
| 2/7/11 | Boston College* | A | 49-41 | W, 90-80 | -8 |
| 12/5/11 | Rutgers | H | 31-22 | W, 92-81 | -9 |
| 1/12/12 | Maryland* | H | 27-25 | W, 75-63 | -2 |
| 1/19/12 | Virginia* | A | 33-29 | W, 56-53 | -4 |
| 2/12/12 | Maryland* | A | 38-33 | W, 76-74 | -5 |
| 1/17/13 | Georgia Tech* | H | 31-30 | W, 71-65 | -1 |
| 3/3/13 | Virginia Tech* | A | 23-19 | W, 64-46 | -4 |
| 11/30/13 | Missouri | H | 35-32 | W, 74-68 | -3 |
| 1/12/14 | Virginia Tech* | A | 31-25 | W, 64-62 | -6 |
| 2/24/14 | Wake Forest* | H | 36-32 | W, 72-64 | -4 |
| 2/27/14 | Virginia* | A | 36-32 | W, 83-63 | -4 |
| 1/21/15 | Virginia* | H | 27-25 | W, 67-58 | -2 |
| 11/15/15 | Bethune-Cookman | H | 21-19 | W, 55-47 | -2 |
| 11/23/15 | Charlotte | A | 39-35 | W, 77-70 | -4 |
| 12/2/15 | Illinois+ | H | 35-28 | W, 73-64 | -7 |
| 12/20/15 | Indiana | N | 40-39 | W, 89-75 | -1 |
| 2/4/16 | Boston College* | A | 29-27 | W, 67-62 | -2 |
| 12/4/16 | Old Dominion | H | 25-23 | W, 66-56 | -2 |
| 12/10/17 | Kentucky | H | 30-23 | W, 65-54 | -7 |
| 12/31/17 | Duke* | H | 27-24 | W, 51-48 | -3 |
| 1/6/19 | Wake Forest* | A | 31-27 | W, 72-57 | -4 |
| 1/27/19 | Boston College* | H | 44-42 | W, 76-73 | -2 |

# HALFTIME COMEBACKS

Since 1995

| Date | Opponent | Site | Half | Result | Margin |
|---|---|---|---|---|---|
| 2/17/19 | Louisville* | A | 37-29 | W, 79-73 | -8 |
| 12/21/20 | Washington St. | H | 35-32 | W, 74-68 | -3 |
| **1/30/21** | **Georgia Tech*** | **H** | **32-14** | **W, 54-49 (OT)** | **-18** |
| 2/27/21 | Wake Forest* | H | 37-34 | W, 79-63 | -3 |
| 12/5/21 | Tulane | H | 30-28 | W, 70-63 | -2 |
| 1/16/22 | Georgia Tech* | H | 29-24 | W, 46-45 | -5 |
| 3/3/22 | Duke^ | N | 31-27 | W, 61-55 | -4 |
| 3/4/22 | Louisville^ | N | 31-26 | W, 61-59 | -5 |
| 1/26/23 | Boston College* | H | 41-37 | W, 86-65 | -4 |
| 2/2/23 | Clemson* | A | 35-32 | W, 69-66 (OT) | -3 |
| 2/9/23 | Florida State* | H | 44-33 | W, 86-82 | -11 |
| 3/18/23 | Oklahoma State! | N | 37-20 | W, 62-61 | -17 |

** Atlantic Coast Conference game*
*+ ACC/Big 10 Challenge*
*^ ACC Tournament*
*& BIG EAST Conference game*
*@ BIG EAST Tournament*
*% WNIT*
*! NCAA Tournament*

**Largest halftime comeback since 1995**
**Largest margin of victory following a halftime comeback since 1995**

## BY THE NUMBERS (SINCE 1995)

| | |
|---|---|
| Total halftime comebacks | 72 |
| Total in ACC play | 27 |
| Total in Big East play | 16 |
| Total by site | |
| at home | 39 |
| on road | 26 |
| neutral site | 7 |
| Total by month | |
| January | 22 |
| February | 16 |
| March | 9 |
| November | 8 |
| December | 17 |
| Most in a Season | 5 (3x; 1997, 2002, 2015) |

# LARGEST COMEBACKS (ANY POINT)

Since 2004

| Date | Opponent | Site | Quarter/Half | Time | Deficit | Result |
|---|---|---|---|---|---|---|
| 3/18/23 | Oklahoma State! | N | Second Quarter | 0:01 | 17 | W, 62-61 |
| 3/4/22 | Louisville^ | N | Fourth Quarter | 9:15 | 16 | W, 61-59 |
| **1/21/21** | **Pittsburgh*** | **A** | **First Quarter** | **1:32** | **23** | **W, 72-68** |
| 1/3/20 | Georgia Tech* | H | Second Quarter | 0:48 | 18 | (OT) W, 54-49 |
| 2/24/19 | Florida State* | H | Second Quarter | 8:57 | 14 | W, 64-54 |
| 2/17/19 | Louisville* | A | Second Quarter | 8:00 | 14 | W, 79-73 |
| 1/5/17 | NC State* | A | First Quarter | 1:11 | 14 | W, 67-64 |
| 12/2/15 | Illinois+ | H | Second Quarter | 8:03 | 13 | W, 73-64 |
| 11/13/15 | Wright State | H | First Quarter | 6:04 | 13 | W, 80-67 |
| 12/5/11 | Rutgers | H | Second Half | 17:23 | 16 | (2OT) W, 92-81 |
| 12/18/07 | Southern Mississippi | N | First Half | 2:51 | 20 | W, 63-56 |
| 11/19/04 | Gardner-Webb | H | First Half | 7:52 | 15 | W, 65-47 |

** Atlantic Coast Conference game*
*+ ACC/Big 10 Challenge*
*^ ACC Tournament*
*! NCAA Tournament*

**Largest comeback since Miami joined the ACC (2004-05)**

# AGAINST RANKED OPPONENTS

| Date | Opponent | Site | UM Rank | Opponent Rank | Result |
|---|---|---|---|---|---|
| 1/16/81 | NC State | A | | 10 | L, 97-50 |
| 2/20/82 | Georgia | A | | 19 | L, 91-51 |
| 11/26/83 | NC State | A | | 11 | L, 60-54 |
| 2/2/84 | St. John's | A | | 18 | L, 79-69 |
| 1/2/85 | St. Joseph's | H | | 19 | W, 68-65 |
| 11/29/85 | Iowa | N | | 14 | L, 83-63 |
| 12/31/85 | Mississippi | H | | 8 | L, 79-61 |
| 1/10/86 | Louisiana State | N | | 12 | L, 94-54 |
| 1/25/86 | Louisiana Tech | A | | 3 | L, 81-40 |
| 1/27/86 | Auburn | A | | 8 | L, 92-46 |
| 2/10/86 | Iowa | A | | 16 | L, 75-46 |
| 2/17/86 | Texas | A | | 1 | L, 112-43 |
| 12/27/86 | Ohio State | H | | 16 | L, 79-75 |
| 1/3/87 | Auburn | N | | 3 | L, 98-55 |
| 1/4/87 | Maryland | N | | 13 | L, 84-64 |
| 12/28/87 | Virginia | H | | 6 | L, 78-69 |
| 12/29/87 | Auburn | H | | 2 | L, 96-48 |
| 12/30/87 | Illinois | H | | 20 | L, 85-83 |
| 1/4/89 | Purdue | A | | 10 | L, 79-65 |
| 2/4/89 | Auburn | A | | 1 | L, 73-44 |
| 1/5/90 | Stephen F. Austin | N | | 14 | L, 69-62 |
| 11/25/90 | Purdue | A | | 9 | L, 86-56 |
| 12/8/90 | Rutgers | H | | 19 | L, 67-57 |
| 1/2/91 | Oklahoma State | N | | 24 | W, 74-71 |
| 1/3/91 | Mississippi | N | | 12 | W, 66-64 |
| 12/19/91 | Purdue | H | | 10 | W, 65-63 |
| 1/17/92 | Connecticut | H | 19 | 22 | W, 70-66 |
| 3/26/92 | Vanderbilt! | N | 6 | 15 | L, 77-67 |
| 12/30/92 | Texas Tech | H | 22 | 11 | (OT) L , 75-74 |
| 2/11/93 | Maryland | A | | 9 | L, 67-57 |
| 3/20/93 | Western Kentucky! | A | 24 | 16 | L, 78-63 |
| 1/13/94 | Seton Hall | A | | 25 | L, 93-50 |
| 1/23/94 | Connecticut | A | | 11 | L, 87-46 |
| 2/10/94 | Seton Hall | H | | 18 | L, 82-46 |
| 2/13/94 | Connecticut | H | | 6 | L, 60-48 |
| 12/2/94 | Florida | N | | 15 | L, 84-63 |
| 12/22/94 | Seton Hall | A | | 20 | L, 72-44 |
| 1/24/95 | Connecticut | H | | 1 | L, 92-51 |
| 2/9/95 | Connecticut | A | | 1 | L, 85-48 |
| 1/10/96 | Connecticut | H | | 3 | L, 79-52 |
| 2/20/96 | Notre Dame | A | | 23 | L, 86-70 |
| 11/22/96 | Florida | N | | 20 | L, 65-58 |
| 12/1/96 | Old Dominion | A | | 8 | L, 94-55 |
| 12/29/96 | Alabama | H | | 7 | L, 73-43 |
| 1/9/97 | Connecticut | H | | 1 | L, 69-51 |
| 1/29/97 | Notre Dame | H | | 19 | L, 72-71 |
| 2/16/97 | Connecticut | A | | 1 | L, 86-59 |
| 3/3/97 | Connecticut@ | A | | 1 | L, 98-71 |
| 11/21/97 | Florida | A | | 9 | L, 70-51 |
| 2/13/98 | Connecticut | A | | 2 | L, 80-60 |
| 3/14/98 | Clemson! | N | | 14 | L, 60-49 |
| 11/24/98 | Florida | A | | 13 | L, 85-69 |
| 1/5/99 | Rutgers | A | | 15 | L, 68-54 |
| 1/16/99 | Boston College | H | | 21 | W, 66-53 |
| 1/20/99 | Connecticut | A | | 2 | L, 89-55 |
| 2/6/99 | Connecticut | H | | 4 | L, 88-66 |
| 2/10/99 | Rutgers | H | | 9 | L, 66-57 |
| 2/23/99 | Notre Dame | A | | 10 | L, 89-62 |
| 2/28/99 | Rutgers@ | A | | 7 | L, 79-53 |
| 1/5/00 | Rutgers | A | | 11 | L, 65-45 |
| 1/22/00 | Notre Dame | H | | 5 | L, 76-54 |
| 1/29/00 | Connecticut | H | | 1 | L, 84-36 |

# AGAINST RANKED OPPONENTS

| | | | | | |
|---|---|---|---|---|---|
| 2/8/00 | Connecticut | A | | 1 | L, 93-46 |
| 2/22/00 | Notre Dame | A | | 5 | L, 83-68 |
| 3/5/00 | Notre Dame@ | N | | 6 | L, 67-52 |
| 12/5/00 | Connecticut | H | | 1 | L, 77-53 |
| 1/23/01 | Connecticut | A | | 2 | L, 81-45 |
| 1/27/01 | Rutgers | H | | 14 | L, 39-37 |
| 2/20/01 | Notre Dame | A | | 2 | L, 81-54 |
| 12/9/01 | Texas | N | | 17 | W, 57-55 |
| 1/12/02 | Connecticut | A | | 1 | L, 96-50 |
| 2/5/02 | Virginia Tech | A | | 23 | L, 72-60 |
| 2/20/02 | Virginia Tech | H | | 24 | W, 55-53 |
| 2/26/02 | Boston College | H | | 18 | W, 60-57 |
| 1/11/03 | Notre Dame | A | | 16 | W, 80-70 |
| 1/15/03 | Boston College | H | | 24 | L, 79-61 |
| 2/1/03 | Villanova | H | | 20 | L, 61-55 |
| 2/19/03 | Connecticut | H | | 1 | L, 81-60 |
| 3/1/03 | Boston College | A | | 23 | L, 84-77 |
| 3/9/03 | Rutgers@ | A | | 18 | W, 77-74 |
| 3/10/03 | Villanova@ | N | | 18 | L, 65-59 |
| 12/29/03 | Vanderbilt | H | | 24 | W, 79-57 |
| 1/10/04 | Boston College | A | 25 | 20 | W, 70-66 |
| 2/8/04 | Connecticut | A | 22 | 4 | L, 83-65 |
| 2/14/04 | Virginia Tech | A | | 21 | W, 65-56 |
| 12/6/04 | Texas Tech | A | | 12 | L, 109-49 |
| 1/17/05 | North Carolina | A | | 8 | L, 83-52 |
| 1/27/05 | Florida State | H | | 21 | W, 62-57 |
| 2/3/05 | Duke | H | | 3 | L, 72-63 |
| 2/14/05 | NC State | H | | 21 | L, 71-68 |
| 2/17/05 | Maryland | H | | 20 | L, 70-65 |
| 2/24/05 | Duke | A | | 2 | L, 95-61 |
| 12/29/05 | Mississippi | H | | 25 | W, 79-70 |
| 1/9/06 | North Carolina | H | | 4 | L , 90-57 |
| 1/15/06 | Georgia | N | | 13 | L , 74-59 |
| 1/19/06 | Boston College | H | | 21 | W, 82-68 |
| 1/29/06 | Virginia Tech | H | | 25 | W, 77-62 |
| 2/1/06 | Maryland | A | | 6 | L , 88-77 |
| 2/12/06 | Boston College | A | | 21 | L , 79-69 |
| 2/19/06 | Duke | H | | 1 | (2OT) L , 99-93 |
| 1/3/07 | Duke | A | | 3 | L , 72-42 |
| 1/10/07 | Maryland | H | | 1 | L , 111-53 |
| 2/18/07 | North Carolina | A | | 2 | L , 93-70 |
| 12/19/07 | Louisiana State | H | | 8 | L , 63-52 |
| 1/5/07 | Duke | H | | 12 | L , 84-72 |
| 1/31/08 | Maryland | A | | 5 | L , 90-50 |
| 2/21/08 | North Carolina | H | | 2 | L , 79-61 |
| 12/30/08 | Auburn | H | | 9 | L , 68-53 |
| 1/9/09 | Duke | A | | 5 | L , 73-58 |
| 1/12/09 | Georgia Tech | H | | 24 | L , 68-50 |
| 2/8/09 | Florida State | H | | 15 | L , 75-59 |
| 2/19/09 | Virginia | A | | 23 | (OT) L , 84-75 |
| 2/22/09 | Florida State | A | | 11 | L , 59-58 |
| 2/26/09 | North Carolina | A | | 9 | L , 90-76 |
| 3/1/09 | Maryland | H | | 5 | L , 89-64 |
| 12/29/09 | Texas | H | | 17/22 | L, 76-65 |
| 1/10/10 | Florida State | H | | 13/11 | W, 78-71 |
| 1/14/10 | Duke | H | | 7 | L, 69-62 |
| 1/27/10 | Georgia Tech | A | | 25 | (OT) L, 80-73 |
| 2/4/10 | North Carolina | H | | 9 | W, 80-69 |
| 2/11/10 | Virginia | H | | 21 | (OT) L, 69-63 |
| 2/21/10 | Georgia Tech | H | | 19 | L, 77-73 |
| 2/25/10 | Florida State | A | | 9 | L, 87-62 |
| 11/17/10 | Nebraska | A | | 21 | L, 99-85 |
| 12/7/10 | Georgetown | H | | 12 | (OT) W, 81-72 |
| 1/24/11 | Florida State | A | 16/22 | 21 | L, 66-59 |

# AGAINST RANKED OPPONENTS

| | | | | | |
|---|---|---|---|---|---|
| 1/30/11 | Georgia Tech | H | 16/22 | 25 | (OT) W, 84-74 |
| 2/3/11 | Duke | A | 18/21 | 3 | L, 82-58 |
| 2/10/11 | Maryland | H | 20/21 | 11 | W, 83-75 |
| 2/13/11 | North Carolina | A | 20/21 | 10 | W, 78-66 |
| 2/24/11 | Florida State | H | 12/14 | 12 | W, 84-68 |
| 11/15/11 | Tennessee | A | 7/7 | 3 | L, 92-76 |
| 12/5/11 | Rutgers | H | 9/9 | 11 | (2OT) W, 92-81 |
| 12/21/11 | Georgetown | A | 7/7 | 17 | L, 71-46 |
| 1/2/12 | North Carolina | A | 12/13 | 23 | L, 65-63 |
| 1/12/12 | Maryland | H | 13/11 | 5 | W, 75-63 |
| 2/8/12 | North Carolina | H | 6/6 | 22 | W, 61-37 |
| 2/12/12 | Maryland | A | 6/6 | 8 | W, 76-74 |
| 2/24/12 | Duke | A | 5/5 | 7 | L, 74-64 |
| 3/19/12 | Gonzaga! | H | 8/9 | 24 | L, 65-54 |
| 11/18/12 | Tennessee | H | | 24/20 | L, 79-67 |
| 11/29/12 | Penn State | H | | 6/7 | W, 69-65 |
| 1/10/13 | Maryland | A | 24 | 10 | L, 84-62 |
| 1/13/13 | Florida State | A | 24 | 18/22 | L, 86-65 |
| 1/27/13 | North Carolina | H | 23 | 11/16 | L, 64-62 |
| 1/31/13 | Duke | A | | 5/4 | L, 82-43 |
| 2/10/13 | Florida State | H | | 19/20 | L, 93-78 |
| 2/28/13 | Duke | H | | 5/4 | W, 69-65 |
| 3/8/13 | Florida State^ | N | | 23 | L, 70-58 |
| 1/9/14 | Florida State | H | | 18/17 | L, 68-63 |
| 1/19/14 | NC State | H | | 20/21 | W, 80-71 |
| 1/23/14 | Notre Dame | A | | 2 | L, 79-52 |
| 1/30/14 | Duke | H | | 3 | L, 76-75 |
| 2/2/14 | North Carolina | A | | 6 | W, 83-80 |
| 2/13/14 | Maryland | H | | 9 | L, 67-52 |
| 1/8/15 | Notre Dame | H | | 4 | W, 78-63 |
| 1/18/15 | Duke | A | | 16/14 | L, 68-53 |
| 1/25/15 | Louisville | A | | 4 | L, 68-55 |
| 2/8/15 | Florida State | A | | 9/8 | L, 80-60 |
| 2/12/15 | Syracuse | A | | 23/22 | W, 85-71 |
| 2/22/15 | North Carolina | H | | 17/14 | L, 66-65 |
| 3/1/15 | Florida State | H | | 9/8 | L, 69-55 |
| 3/6/15 | Notre Dame^ | N | | 2 | L, 77-61 |
| 3/22/15 | Iowa! | A | | 18/15 | L, 88-70 |
| 12/19/15 | Baylor | N | 23/21 | 4 | L, 88-81 |
| 1/24/16 | Florida State | H | 16 | 14/13 | L, 69-58 |
| 2/14/16 | Notre Dame | A | 19/17 | 3 | L, 90-69 |
| 2/25/16 | Louisville | H | 17 | 10 | L, 79-51 |
| 2/28/16 | Florida State | A | 17 | 12 | L, 70-67 |
| 3/4/16 | Florida State^ | N | 21 | 14/10 | W, 74-56 |
| 3/5/16 | Notre Dame^ | N | 21 | 2/3 | L, 78-67 |
| 11/11/16 | Kentucky | A | 14/20 | 19 | L, 68-62 |
| 12/1/16 | Ohio State | A | 18/16 | 9/10 | (OT) W, 94-89 |
| 12/29/16 | Florida State | H | 11 | 7 | L, 81-66 |
| 1/5/17 | NC State | A | 14 | rv/23 | W, 67-64 |
| 1/8/17 | Notre Dame | H | 14 | 7/6 | L, 67-55 |
| 1/11/17 | Virginia Tech | H | 14 | 15/16 | W, 82-75 |
| 1/15/17 | Louisville | A | 14 | 9/8 | L, 63-59 |
| 1/22/17 | Syracuse | A | 14 | rv/24 | L, 81-48 |
| 2/6/17 | Florida State | A | 16/17 | 5/5 | L, 80-71 |
| 2/19/17 | Duke | A | 16/17 | 13/14 | L, 83-70 |
| 3/3/17 | Florida State^ | N | 16 | 8/12 | W, 56-54 |
| 3/4/17 | Duke^ | N | 16 | 13/11 | L, 57-52 |
| 11/16/17 | Maryland | H | | 15/15 | L, 79-71 |
| 12/10/17 | Kentucky | H | | 20/23 | W, 65-54 |
| 12/31/17 | Duke | H | | 14/15 | W, 51-48 |
| 1/4/18 | Notre Dame | A | | 2 | L, 83-76 |
| 1/11/18 | Florida State | A | | 13/12 | L, 105-67 |
| 1/25/18 | Louisville | H | | 4 | L, 84-74 |
| 2/8/18 | NC State | H | | 23 | W, 52-48 |

# AGAINST RANKED OPPONENTS

| | | | | | |
|---|---|---|---|---|---|
| 2/11/18 | Florida State | H | | 12 | L, 91-71 |
| 11/15/18 | Marquette | H | 24/- | 19 | W, 63-55 |
| 1/3/19 | Virginia Tech | H | 24/23 | rv/25 | W, 68-61 |
| 1/23/19 | Syracuse | A | -/23 | 13/14 | W, 84-71 |
| 1/31/19 | Florida State | A | -/23 | 24/21 | L, 62-58 |
| 2/7/19 | Notre Dame | H | 25 | 4 | W, 72-65 |
| 2/17/19 | Louisville | A | 20 | 2 | W, 79-73 |
| 2/24/19 | Florida State | H | 14 | 22/20 | W, 64-54 |
| 3/3/19 | NC State | A | 15/16 | 10 | L, 70-68 |
| 3/8/19 | Syracuse^ | N | 16/15 | 18/16 | L, 92-85 |
| 3/24/19 | Arizona State! | H | 19/15 | 22/20 | L, 57-55 |
| 11/23/19 | DePaul | A | 16/17 | 19/20 | L, 89-83 |
| 11/29/19 | Oregon State | H | 19/18 | 7/5 | L, 75-53 |
| 12/4/19 | Indiana | H | 21/22 | 14/16 | L, 58-45 |
| 1/5/20 | Florida State | H | | 8/8 | L, 73-62 |
| 1/9/20 | Louisville | H | | 7/7 | L, 87-41 |
| 1/26/20 | Florida State | A | | 14/14 | L, 79-61 |
| 2/20/20 | NC State | H | | 10/10 | L, 50-48 |
| 12/10/20 | Syracuse | H | | 20/18 | L, 69-58 |
| 12/20/20 | NC State | A | | 4/3 | L, 78-47 |
| 1/17/21 | Syracuse | A | | 24/21 | L, 99-64 |
| 1/26/21 | Louisville | A | | 1 | L, 79-76 |
| 11/27/21 | Indiana | N | | 4/6 | L, 53-51 |
| 12/2/21 | Maryland | A | | 8 | L, 82-74 |
| 1/9/22 | NC State | H | | 5/4 | L, 76-64 |
| 1/16/22 | Georgia Tech | H | | 15/16 | W, 46-45 |
| 1/18/22 | Duke | H | | 21/24 | L, 58-49 |
| 2/1/22 | Louisville | H | | 4 | L, 69-66 |
| 2/6/22 | North Carolina | A | | 24/23 | L, 85-38 |
| 2/10/22 | Notre Dame | A | | 18/19 | L, 69-53 |
| 2/20/22 | Georgia Tech | A | | 16/18 | W, 51-39 |
| 2/24/22 | Virginia Tech | A | | 23/24 | L, 70-63 |
| 3/4/22 | Louisville^ | N | | 4/4 | W, 61-59 |
| 3/5/22 | Notre Dame^ | N | | 20/20 | W, 57-54 |
| 3/6/22 | NC State^ | N | | 3/3 | L, 60-47 |
| 3/20/22 | South Carolina! | A | | 1/1 | L, 49-33 |
| 12/1/22 | Michigan+ | H | | 17/20 | L, 76-64 |
| 12/29/22 | Notre Dame* | H | | 5/5 | L, 66-63 |
| 1/5/23 | North Carolina* | H | | 22/18 | W, 62-58 |
| 1/8/23 | Virginia Tech* | H | | 9/10 | W, 77-66 |
| 1/19/23 | NC State* | A | | 20/18 | L, 71-61 |
| 2/9/23 | Florida State* | H | | 19/24 | W, 86-82 |
| 2/12/23 | Duke* | A | | 9/11 | L, 50-40 |
| 3/3/23 | Virginia Tech^ | N | | 8/8 | L, 68-42 |
| 3/20/23 | Indiana! | A | | 3/2 | W, 70-68 |
| 3/24/23 | Villanova! | N | | 10/10 | W, 70-65 |
| 3/26/23 | LSU! | N | | 9/6 | L, 54-42 |
| 11/29/23 | Mississippi State | A | | 21/21 | W, 74-68 |
| 12/16/23 | Baylor | N | | 10/13 | L, 75-57 |
| 12/31/23 | Louisville | H | | 19/19 | L, 77-72 |
| 1/11/24 | Virginia Tech | A | | 11/11 | L, 76-52 |
| 1/14/24 | Notre Dame | A | | 18/19 | L, 70-59 |
| 1/18/24 | NC State | H | | 4/5 | W, 73-59 |
| 1/25/24 | North Carolina | A | | 20/21 | L, 66-61 |
| 2/15/24 | Syracuse | H | | 19/20 | L, 71-60 |
| 3/8/24 | Virginia Tech | N | | 11/11 | L, 55-47 |

** Atlantic Coast Conference game*
*+ ACC/Big 10 Challenge*
*^ ACC Tournament*
*@ BIG EAST Tournament*
*! NCAA Tournament*

# AGAINST RANKED OPPONENTS

## BY THE NUMBERS

| | |
|---|---|
| Overall Record | 60-186 |
| ACC Record | 32-84 |
| Record by Site | |
| at home | 37-70 |
| on road | 15-92 |
| neutral site | 8-24 |
| Record by Rank | |
| vs. No. 1 Team | 0-16 |
| vs. Top-5 Team | 8-56 |
| vs. Top-10 Team | 18-97 |
| Record by Tournament | |
| in ACC Tournament | 4-8 |
| in NCAA Tournament | 2-17 |
| Most Top-25 Opponents in a Season | 14 (2021-22) |
| Most Top-25 Wins in a Season | 6 (2018-19) |

# LAST TIME IT HAPPENED

**MIAMI INDIVIDUAL**

| | |
|---|---|
| Scored 20-29 points | Shayeann Day-Wilsom (27) vs. Georgia Tech (3/3/24) |
| Scored 30-39 points | Haley Cavinder (33) vs. [19/24] Florida State (2/9/23) |
| Scored 40+ points | Renee Taylor (42) at Houston (12/19/05) |
| Consecutive 20-point games | Jasmyne Roberts (26 vs. [10/10] Villanova, 22 vs. [9/6] LSU) (3/24-3/26/23) |
| Made 10-14 field goals | Jasmyne Roberts (10) vs. [9/6] LSU (3/26/23) |
| Made 15+ field goals | Tamara James (17) vs. Fairfield (12/28/04) |
| Made six 3-point field goals | Kelsey Marshall (6) at [18/19] Notre Dame (2/10/22) |
| Made seven-plus 3-point field goals | Haley Cavinder (7) vs. [19/24] Florida State (2/9/23) |
| Made 10-14 free throws | Destiny Harden (11) vs. Boston College (1/26/23) |
| Made 15+ free throws | Desma Thomas (16) vs. Georgetown (2/25/97) |
| Had 15-19 rebounds | Moulayna Johnson Sidi Baba (16) vs. Syracuse (2/3/22) |
| Had 20+ rebounds | Beatrice Mompremier (22) vs. [22/20] Arizona State (3/24/19) |
| Had 10+ assists | Laura Cornelius (10) at [13/14] Syracuse (1/23/19) |
| Had 5-9 steals | Lashae Dwyer (5) at Virginia Tech (1/11/24) |
| Had 5+ blocks | Kyla Oldacre (6) vs. Wake Forest (1/7/24) |
| Had a double-double | Destiny Harden (20 pts, 11 reb) vs. Virginia (2/26/23) |
| 20 points and 20 rebounds | Beatrice Mompremier (24 pts, 21 reb) vs. [11/11] Marquette (11/15/18) |

**MIAMI TEAM**

| | |
|---|---|
| Scored 80-89 points | 81 vs. Alabama State (12/28/23) |
| Scored 90-99 points | 97 vs. NC A&T (11/25/22) |
| Scored 100+ points | 103 vs. Florida A&M (12/28/18) |
| Scored 100+ points in a conference game | 100 vs. North Carolina (1/26/17) |
| Had 50-59 rebounds | 51 vs. Florida State (2/18/24) |
| Made 30-34 field goals | 34 vs.NJIT (12/3/23) |
| Made 35-39 field goals | 35 vs. Robert Morris (12/12/21) |
| Made 40+ field goals | 41 vs. UL-Monroe (12/16/11) |
| Made 10-14 3-point field goals | 12 at UNC Florida State (1/25/24) |
| Made 15+ 3-point field goals | 16 vs. Alabama (12/21/18) |
| Made 20-29 free throws | 21 vs. [19/24] Florida State (2/9/23) |
| Made 30+ free throws | 34 vs. Boston College (1/27/19) |
| Dished 20-25 assists | 21 vs. North Florida (12/4/22) |
| Dished 25-29 assists | 26 vs. Virginia (2/26/23) |
| Dished 30+ assists | 30 vs. Prairie View A&M (11/17/11) |
| Recorded 15-19 steals | 15 vs. [5/5] Notre Dame (12/29/22) |
| Recorded 20+ steals | 13 vs. Wake Forest (1/7/24) |
| Posted 10+ blocks | 10 vs. NC A&T (11/22/19) |
| Four players with 10+ points | Cavinder (16), Roberts (12), Harden (11), Pendande (10) vs. Oklahoma St. (3/18/23) |
| Five players with 10+ points | Djaldi-Tabdi (10), Erjavec (14), Marshall (12), Pendande (11), Williams (10) vs. USF (3/18/22) |
| Two players with 20+ points | Lashae Dwyer (23), Destiny Harden (20) at Florida State (12/21/22) |
| Two players with double-figure rebounds | Emese Hof (12), Beatrice Mompremier (10) vs. FGCU (3/22/19) |
| Two players with double-doubles | Mompremier (21 pts, 10 reb), Hof (10 pts, 12 reb) vs. FGCU (3/22/19) |
| Won by 30-39 points | 30 vs. Wake Forest (1/7/24) |
| Won by 40-49 points | 45 vs. Alabama State (12/28/23) |
| Won by 50+ points | 51 at FIU (11/6/18) |
| Won in overtime | 75-72 (OT) vs. Clemson (2/8/24) |
| Lost in overtime | 71-66 (OT) vs. Georgia Tech (3/3/23) |
| Defeated a ranked opponent | 73-59 vs. [4/5] NC State (1/18/24) |
| Lost to a ranked opponent | 55-47 vs. [11] Virginia Tech (3/8/24) |
| Defeated a top 6-10 opponent | 70-65 vs. [10/10] Villanova (3/24/23) |
| Lost to a top 6-10 opponent | 54-42 vs. [9/6] LSU (3/26/23) |
| Defeated a top-5 opponent | 73-59 vs. [4/5] NC State (1/18/24) |
| Lost to a top-5 opponent | 66-63 vs. [5/5] Notre Dame (12/29/22) |

**MIAMI OPPONENT**

| | |
|---|---|
| Scored 80-89 points | 82 vs. [19/24] Florida State (2/9/23) |
| Scored 90-99 points | 92 at Florida State (12/21/22) |
| Scored 100+ points | 105 vs. [13/12] Florida State (1/11/18) |
| Won by 30-39 points | 35 at [24/21] Syracuse (1/17/21) |
| Won by 40-49 points | 47 at [24/23] North Carolina (2/6/22) |
| Won by 50+ points | 58 vs. [1/1] Maryland (1/10/07) |
| Individual scored 30-39 points | Maddy Siegrist (31) vs. [10/10] Villanova (3/24/23) |
| Individual scored 40+ points | Monique Currie (43) vs. Duke (2/19/06) |
| Individual had 15-19 rebounds | Angel Reese (18) vs. [9/6] LSU (3/26/23) |
| Individual had 20+ rebounds | Crystal Langhorne (22) vs. Maryland (2/17/05) |
| Individual had 10+ assists | Arsula Clark (10) vs. Tulane (12/5/21) |
| Individual had 5+ steals | Maddy Siegrist (5) vs. [10/10] Villanova (3/24/23) |
| Individual had 5+ blocks | Christina Dalce (5) vs. [10/10] Villanova (3/24/23) |

# YEARLY LEADERS

## SCORING AVERAGE

| | | |
|---|---|---|
| 1979-1980 | Sylvia Wilson | 15.8 |
| 1980-1981 | Sylvia Wilson | 17.6 |
| 1981-1982 | Sylvia Wilson | 18.7 |
| 1982-1983 | Donna Mapp | 17.1 |
| 1983-1984 | Cardelia Fulmore | 19.5 |
| 1984-1985 | Cardelia Fulmore | 19.1 |
| 1985-1986 | Maria Rivera | 21.4 |
| 1986-1987 | Maria Rivera | 20.9 |
| 1987-1988 | Maria Rivera | 23.3 |
| 1988-1989 | Frances Savage | 22.4 |
| 1989-1990 | Frances Savage | 23.6 |
| 1990-1991 | Jeannie Hebert | 16.9 |
| 1991-1992 | Frances Savage | 23.2 |
| 1992-1993 | Holly Rilinger | 15.8 |
| 1993-1994 | Desma Thomas | 14.0 |
| 1994-1995 | Octavia Blue | 14.5 |
| 1995-1996 | Octavia Blue | 16.0 |
| 1996-1997 | Desma Thomas | 15.4 |
| 1997-1998 | Octavia Blue | 19.2 |
| 1998-1999 | Kym Hope | 17.2 |
| 1999-2000 | Shelia James | 15.2 |
| 2000-2001 | Chanivia Broussard | 13.2 |
| 2001-2002 | Chanivia Broussard | 14.2 |
| 2002-2003 | Tamara James | 21.0 |
| 2003-2004 | Tamara James | 16.6 |
| 2004-2005 | Tamara James | 22.3 |
| 2005-2006 | Tamara James | 21.5 |
| 2006-2007 | Renee Taylor | 18.6 |
| 2007-2008 | Maurita Reid | 15.3 |
| 2008-2009 | Shenise Johnson | 12.8 |
| 2009-2010 | Riquna Williams | 19.6 |
| 2010-2011 | Riquna Williams | 21.7 |
| 2011-2012 | Shenise Johnson | 17.0 |
| 2012-2013 | Morgan Stroman | 12.9 |
| 2013-2014 | Adrienne Motley | 11.1 |
| 2014-2015 | Adrienne Motley | 16.9 |
| 2015-2016 | Adrienne Motley | 15.7 |
| 2016-2017 | Adrienne Motley | 13.3 |
| 2017-2018 | Erykah Davenport | 12.5 |
| 2018-2019 | Beatrice Mompremier | 16.7 |
| 2019-2020 | Beatrice Mompremier | 16.8 |
| 2020-2021 | Kelsey Marshall | 13.2 |
| 2021-2022 | Kelsey Marshall | 13.7 |
| 2022-2023 | Haley Cavinder | 12.2 |
| 2023-2024 | Shayeann Day-Wilson | 11.9 |

## REBOUNDING AVERAGE

| | | |
|---|---|---|
| 1979-1980 | Sylvia Wilson | 10.4 |
| 1980-1981 | Sylvia Wilson | 11.8 |
| 1981-1982 | Sylvia Wilson | 11.5 |
| 1982-1983 | Donna Mapp | 11.5 |
| 1983-1984 | Cardelia Fulmore | 11.6 |
| 1984-1985 | Cardelia Fulmore | 8.9 |
| 1985-1986 | Hope Butler | 5.5 |
| 1986-1987 | Hope Butler | 8.9 |
| 1987-1988 | Hope Butler | 8.0 |
| 1988-1989 | Frances Savage | 9.2 |
| 1989-1990 | Frances Savage | 9.5 |
| 1990-1991 | Vicki Plowden | 10.0 |
| 1991-1992 | Frances Savage | 10.6 |
| 1992-1993 | Vicki Plowden | 10.0 |
| 1993-1994 | Tanya Young | 9.9 |
| 1994-1995 | Octavia Blue | 7.2 |
| 1995-1996 | Jennifer Jordon | 6.7 |
| 1996-1997 | Kym Hope | 8.1 |
| 1997-1998 | Kym Hope | 10.6 |
| 1998-1999 | Kym Hope | 8.7 |
| 1999-2000 | Alicia Hartlaub | 7.3 |
| 2000-2001 | Dalia Clarke | 6.4 |
| 2001-2002 | Shaquana Wilkins | 6.0 |
| 2002-2003 | Tamara James | 7.9 |
| 2003-2004 | Shaquana Wilkins | 8.5 |
| 2004-2005 | Tamara James | 6.9 |
| 2005-2006 | Tamara James | 7.8 |
| 2006-2007 | Brittany Denson | 6.9 |
| 2007-2008 | Maurita Reid | 5.6 |
| 2008-2009 | Shenise Johnson | 7.1 |
| 2009-2010 | Shenise Johnson | 7.7 |
| 2010-2011 | Shenise Johnson | 8.3 |
| 2011-2012 | Shenise Johnson | 8.0 |
| 2012-2013 | Morgan Stroman | 8.8 |
| 2013-2014 | Keyona Hayes | 6.5 |
| 2014-2015 | Jassany Williams | 6.0 |
| 2015-2016 | Keyona Hayes & Emese Hof | 5.5 |
| 2016-2017 | Keyona Hayes | 6.1 |
| 2017-2018 | Erykah Davenport | 8.6 |
| 2018-2019 | Beatrice Mompremier | 12.2 |
| 2019-2020 | Beatrice Mompremier | 9.8 |
| 2020-2021 | Destiny Harden | 5.4 |
| 2021-2022 | Lola Pendande | 4.9 |
| 2022-2023 | Destiny Harden | 5.9 |
| 2023-2024 | Zee Spearman | 6.0 |

## FIELD GOAL PCT. (200 FGA MIN.)

| | | |
|---|---|---|
| 1979-1980 | Sylvia Wilson | .530 |
| 1980-1981 | Dottie Richardson | .514 |
| 1981-1982 | Sylvia Wilson | .439 |
| 1982-1983 | Donna Mapp | .492 |
| 1983-1984 | Cardelia Fulmore | .539 |
| 1984-1985 | Cardelia Fulmore | .548 |
| 1985-1986 | Hope Butler | .467 |
| 1986-1987 | Hope Butler | .501 |
| 1987-1988 | Hope Butler | .531 |
| 1988-1989 | Frances Savage | .548 |
| 1989-1990 | Frances Savage | .540 |
| 1990-1991 | Vicki Plowden | .539 |
| 1991-1992 | Vicki Plowden | .515 |
| 1992-1993 | Vicki Plowden | .457 |
| 1993-1994 | Nickki Mitchell | .394 |
| 1994-1995 | Sheron Murray | .398 |
| 1995-1996 | Octavia Blue | .488 |
| 1996-1997 | Kym Hope | .540 |
| 1997-1998 | Kym Hope | .534 |
| 1998-1999 | Kym Hope | .529 |
| 1999-2000 | Alicia Hartlaub | .436 |
| 2000-2001 | Dalia Clarke | .452 |
| 2001-2002 | Shaquana Wilkins | .482 |
| 2002-2003 | Tamara James | .516 |
| 2003-2004 | Shaquana Wilkins | .520 |
| 2004-2005 | Tamara James | .480 |
| 2005-2006 | Melissa Knight | .498 |
| 2006-2007 | Albrey Grimsley | .463 |
| 2007-2008 | Albrey Grimsley | .408 |
| 2008-2009 | Shenise Johnson | .385 |
| 2009-2010 | Diane Barnes | .545 |

# YEARLY LEADERS

| | | |
|---|---|---|
| 2010-2011 | Morgan Stroman | .519 |
| 2011-2012 | Shenise Johnson | .452 |
| 2012-2013 | Shawnice Wilson | .519 |
| 2013-2014 | Keyona Hayes | .506 |
| 2014-2015 | Adrienne Motley | .492 |
| 2015-2016 | Emese Hof | .542 |
| 2016-2017 | Keyona Hayes | .540 |
| 2017-2018 | Erykah Davenport | .549 |
| 2018-2019 | Emese Hof | .586 |
| 2019-2020 | Beatrice Mompremier | .521 |
| 2020-2021* | Destiny Harden | .500 |
| 2021-2022 | Ja'Leah Williams | .416 |
| 2022-2023 | Lola Pendande | .502 |
| 2023-2024 | Zee Spearman | .500 |

**150 min. FGA due to shortened season (COVID-19)*

## FREE THROW PCT. (70 FTA MIN.)

| | | |
|---|---|---|
| 1979-1980 | Sandra Wells & Pat Bentoski | .673 |
| 1980-1981 | Gwen Harris | .779 |
| 1981-1982 | Sylvia Wilson | .618 |
| 1982-1983 | Dana Hunter | .675 |
| 1983-1984 | Robin Harmony | .657 |
| 1984-1985 | Maria Rivera | .729 |
| 1985-1986 | Maria Rivera | .730 |
| 1986-1987 | Maria Rivera | .791 |
| 1987-1988 | Maria Rivera | .828 |
| 1988-1989 | Elaine Harlow | .796 |
| 1989-1990 | Frances Savage | .786 |
| 1990-1991 | Jeannie Hebert | .758 |
| 1991-1992 | Jeannie Hebert | .835 |
| 1992-1993 | Holly Rilinger | .857 |
| 1993-1994 | Desma Thomas | .679 |
| 1994-1995 | Rinat Zaltz | .734 |
| 1995-1996 | Cassaundra Wimes | .714 |
| 1996-1997 | Desma Thomas | .800 |
| 1997-1998 | Kym Hope | .771 |
| 1998-1999 | Kym Hope | .810 |
| 1999-2000 | Gina Graziani | .714 |
| 2000-2001 | Meghan Saake | .629 |
| 2001-2002 | Shaquana Wilkins | .711 |
| 2002-2003 | Tamara James | .760 |
| 2003-2004 | Tamara James | .766 |
| 2004-2005 | Tamara James | .770 |
| 2005-2006 | Renee Taylor | .836 |
| 2006-2007 | Renee Taylor | .843 |
| 2007-2008 | Maurita Reid | .651 |
| 2008-2009 | Shenise Johnson | .820 |
| 2009-2010 | Shenise Johnson | .773 |
| 2010-2011 | Shenise Johnson | .846 |
| 2011-2012 | Shenise Johnson | .877 |
| 2012-2013 | Stefanie Yderstrom | .883 |
| 2013-2014 | Krystal Saunders | .775 |
| 2014-2015 | Adrienne Motley | .764 |
| 2015-2016 | Adrienne Motley | .767 |
| 2016-2017 | Jessica Thomas | .781 |
| 2017-2018 | Mykea Gray | .748 |
| 2018-2019 | Laura Cornelius | .852 |
| 2019-2020 | Mykea Gray | .806 |
| 2020-2021* | Naomi Mbandu | .827 |
| 2021-2022 | Kelsey Marshall | .709 |
| 2022-2023 | Haley Cavinder | .878 |
| 2023-2024 | Jasmyne Roberts | .781 |

**50 min. FTA due to shortened season (COVID-19)*

## ASSISTS

| | | |
|---|---|---|
| 1979-1980 | Pat Bentoski | 130 |
| 1980-1981 | Loretta Harvey | 156 |
| 1981-1982 | Loretta Harvey | 168 |
| 1982-1983 | Loretta Harvey | 120 |
| 1983-1984 | Loretta Harvey | 144 |
| 1984-1985 | Maria Rivera | 149 |
| 1985-1986 | Maria Rivera | 89 |
| 1986-1987 | Maria Rivera | 141 |
| 1987-1988 | Maria Rivera | 108 |
| 1988-1989 | Jeannie Hebert | 147 |
| 1989-1990 | Jeannie Hebert | 137 |
| 1990-1991 | Jeannie Hebert | 189 |
| 1991-1992 | Jeannie Hebert | 221 |
| 1992-1993 | Della Wilson | 134 |
| 1993-1994 | Nickki Mitchell | 65 |
| 1994-1995 | Maureen Faulkner | 71 |
| 1995-1996 | Desma Thomas | 72 |
| 1996-1997 | Gina Graziani | 198 |
| 1997-1998 | Gina Graziani | 210 |
| 1998-1999 | Gina Graziani | 153 |
| 1999-2000 | Gina Graziani | 94 |
| 2000-2001 | Meghan Saake | 99 |
| 2001-2002 | Meghan Saake | 125 |
| 2002-2003 | Yalonda McCormick | 185 |
| 2003-2004 | Yalonda McCormick | 157 |
| 2004-2005 | Yalonda McCormick | 167 |
| 2005-2006 | Renee Taylor | 115 |
| 2006-2007 | Albrey Grimsley | 82 |
| 2007-2008 | Albrey Grimsley | 93 |
| 2008-2009 | Shenise Johnson | 122 |
| 2009-2010 | Shenise Johnson | 166 |
| 2010-2011 | Shenise Johnson | 127 |
| 2011-2012 | Shenise Johnson | 141 |
| 2012-2013 | Stefanie Yderstrom | 75 |
| 2013-2014 | Adrienne Motley | 82 |
| 2014-2015 | Jessica Thomas | 74 |
| 2015-2016 | Jessica Thomas | 120 |
| 2016-2017 | Jessica Thomas | 130 |
| 2017-2018 | Endia Banks | 87 |
| 2018-2019 | Laura Cornelius | 141 |
| 2019-2020 | Endia Banks | 96 |
| 2020-2021 | Endia Banks | 69 |
| 2021-2022 | Karla Erjavec | 94 |
| 2022-2023 | Ja'Leah Williams | 93 |
| 2023-2024 | Shayeann Day-Wilson | 110 |

## STEALS

| | | |
|---|---|---|
| 1979-1980 | Dottie Richardson | 100 |
| 1980-1981 | Dottie Richardson & Loretta Harvey | 105 |
| 1981-1982 | Loretta Harvey | 84 |
| 1982-1983 | Gwen Harris | 64 |
| 1983-1984 | Robin Harmony | 98 |
| 1984-1985 | Cardelia Fulmore & Maria Rivera | 100 |
| 1985-1986 | Maria Rivera | 77 |
| 1986-1987 | Maria Rivera | 106 |
| 1987-1988 | Maria Rivera | 99 |
| 1988-1989 | Frances Savage & Elaine Harlow | 56 |
| 1989-1990 | Frances Savage | 71 |
| 1990-1991 | Jeannie Hebert | 71 |
| 1991-1992 | Vicki Plowden | 76 |
| 1992-1993 | Della Wilson | 93 |
| 1993-1994 | Ronnie McGarry | 49 |

# YEARLY LEADERS

| | | |
|---|---|---|
| 1994-1995 | Maureen Faulkner | 49 |
| 1995-1996 | Desma Thomas | 60 |
| 1996-1997 | Desma Thomas | 60 |
| 1997-1998 | Kym Hope | 56 |
| 1998-1999 | Kym Hope | 54 |
| 1999-2000 | Shelia James | 26 |
| 2000-2001 | Meghan Saake | 74 |
| 2001-2002 | Meghan Saake | 121 |
| 2002-2003 | Meghan Saake | 114 |
| 2003-2004 | Yalonda McCormick | 93 |
| 2004-2005 | Yalonda McCormick | 78 |
| 2005-2006 | Tamara James | 93 |
| 2006-2007 | Maurita Reid | 95 |
| 2007-2008 | Maurita Reid | 110 |
| 2008-2009 | Shenise Johnson | 78 |
| 2009-2010 | Shenise Johnson | 111 |
| 2010-2011 | Morgan Stroman | 109 |
| 2011-2012 | Shenise Johnson | 108 |
| 2012-2013 | Morgan Stroman | 57 |
| 2013-2014 | Suriya McGuire | 43 |
| 2014-2015 | Adrienne Motley | 47 |
| 2015-2016 | Adrienne Motley | 53 |
| 2016-2017 | Jessica Thomas | 52 |
| 2017-2018 | Keyanna Harris | 66 |
| 2018-2019 | Mykea Gray | 41 |
| 2019-2020 | Mykea Gray | 63 |
| 2020-2021 | Naomi Mbandu | 31 |
| 2021-2022 | Ja'Leah Williams | 65 |
| 2022-2023 | Destiny Harden | 55 |
| 2023-2024 | Jasmyne Roberts<br>Ja'Leah Williams | 50 |

## BLOCKED SHOTS

| | | |
|---|---|---|
| 1979-1980 | Sylvia Wilson | 80 |
| 1980-1981 | Sylvia Wilson | 61 |
| 1981-1982 | Sylvia Wilson | 57 |
| 1982-1983 | Donna Mapp | 15 |
| 1983-1984 | Joani Bowles | 45 |
| 1984-1985 | Cardelia Fulmore | 25 |
| 1985-1986 | Julie Colville | 8 |
| 1986-1987 | Regina Brant | 5 |
| 1987-1988 | Ruth Smith | 12 |
| 1988-1989 | Frances Savage | 17 |
| 1989-1990 | Belinda Kunczt | 35 |
| 1990-1991 | Vicki Plowden | 27 |
| 1991-1992 | Vicki Plowden | 35 |
| 1992-1993 | Vicki Plowden | 40 |
| 1993-1994 | Tanya Young | 23 |
| 1994-1995 | Octavia Blue | 20 |
| 1995-1996 | Desma Thomas | 21 |
| 1996-1997 | Kym Hope | 53 |
| 1997-1998 | Kym Hope | 33 |
| 1998-1999 | Kym Hope | 62 |
| 1999-2000 | Alicia Hartlaub | 11 |
| 2000-2001 | Chanivia Broussard | 32 |
| 2001-2002 | Chanivia Broussard & Martha Bodley | 35 |
| 2002-2003 | Meghan Saake | 36 |
| 2003-2004 | Shaquana Wilkins | 37 |
| 2004-2005 | Imani Dhahabu | 24 |
| 2005-2006 | Brittany Denson | 30 |
| 2006-2007 | Brittany Denson | 17 |
| 2007-2008 | Charmaine Clark | 18 |
| 2008-2009 | Shenise Johnson | 29 |
| 2009-2010 | Sylvia Bullock | 35 |
| 2010-2011 | Morgan Stroman & Sylvia Bullock | 29 |
| 2011-2012 | Sylvia Bullock | 44 |
| 2012-2013 | Morgan Stroman | 39 |
| 2013-2014 | Jassany Williams | 57 |
| 2014-2015 | Jassany Williams | 74 |
| 2015-2016 | Emese Hof | 42 |
| 2016-2017 | Emese Hof | 31 |
| 2017-2018 | Emese Hof | 40 |
| 2018-2019 | Emese Hof | 69 |
| 2019-2020 | Brianna Jackson | 39 |
| 2020-2021 | Sydnee Roby | 10 |
| 2021-2022 | Maeva Djaldi-Tabdi | 39 |
| 2022-2023 | Lola Pendande | 24 |
| 2023-2024 | Latasha Lattimore | 34 |

## MINUTES PER GAME

| | | |
|---|---|---|
| 1985-1986 | Maria Rivera | 37.7 |
| 1986-1987 | Maria Rivera | 37.0 |
| 1987-1988 | Maria Rivera | 36.3 |
| 1988-1989 | Jeannie Hebert | 34.8 |
| 1989-1990 | Frances Savage | 34.1 |
| 1990-1991 | Jeannie Hebert | 35.9 |
| 1991-1992 | Jeannie Hebert | 34.4 |
| 1992-1993 | Della Wilson | 35.7 |
| 1993-1994 | Nickki Mitchell | 33.6 |
| 1994-1995 | Octavia Blue | 29.8 |
| 1995-1996 | Desma Thomas | 32.1 |
| 1996-1997 | Desma Thomas | 35.8 |
| 1997-1998 | Gina Graziani | 36.3 |
| 1998-1999 | Kym Hope | 33.8 |
| 1999-2000 | Gina Graziani | 33.5 |
| 2000-2001 | Meghan Saake | 30.3 |
| 2001-2002 | Meghan Saake | 36.2 |
| 2002-2003 | Meghan Saake | 36.0 |
| 2003-2004 | Yalonda McCormick | 36.4 |
| 2004-2005 | Yalonda McCormick | 36.4 |
| 2005-2006 | Tamara James | 32.8 |
| 2006-2007 | Renee Taylor | 34.8 |
| 2007-2008 | Maurita Reid | 29.2 |
| 2008-2009 | Shenise Johnson | 31.0 |
| 2009-2010 | Shenise Johnson | 34.8 |
| 2010-2011 | Shenise Johnson | 31.8 |
| 2011-2012 | Shenise Johnson | 31.2 |
| 2012-2013 | Stefanie Yderstrom | 30.0 |
| 2013-2014 | Krystal Saunders | 31.5 |
| 2014-2015 | Adrienne Motley | 31.4 |
| 2015-2016 | Jessica Thomas | 31.6 |
| 2016-2017 | Jessica Thomas | 32.2 |
| 2017-2018 | Endia Banks | 26.4 |
| 2018-2019 | Laura Cornelius | 31.1 |
| 2019-2020 | Endia Banks | 29.5 |
| 2020-2021 | Endia Banks | 30.2 |
| 2021-2022 | Kelsey Marshall | 31.9 |
| 2022-2023 | Haley Cavinder | 30.9 |
| 2023-2024 | Shayeann Day-Wilson | 30.0 |

*All categories for the program's first seven seasons (1972-79) are unavailable, with minutes leaders unavailable through 1984-85*

# 1,000 POINTS CLUB

| NAME (YEAR) | POINTS |
|---|---|
| 1. Tamara James (2002-06) | 2,406 |
| 2. Maria Rivera (1984-88) | 2,358 |
| 3. Shenise Johnson (2008-12) | 2,262 |
| 4. Frances Savage (1988-92) | 2,184 |
| 5. Riquna Williams (2008-12) | 2,148 |
| 6. Adrienne Motley (2013-17) | 1,844 |
| 7. Jeannie Hebert (1988-92) | 1,766 |
| 8. Octavia Blue (1994-98) | 1,724 |
| 9. Sylvia Wilson (1979-82) | 1,713 |
| 10. Kelsey Marshall (2017-22) | 1,599 |
| 11. Chanivia Broussard (2000-04) | 1,482 |
| 12. Kym Hope (1995-99) | 1,462 |
| 13. Vicki Plowden (1990-93) | 1,404 |
| 14. Morgan Stroman (2009-13) | 1,371 |
| 15. Mykea Gray (2017-20; 21-22) | 1,331 |

| NAME (YEAR) | POINTS |
|---|---|
| 16. Robin Harmony (1980-84) | 1,308 |
| 17. Desma Thomas (1992-94; 95-97) | 1,284 |
| 18. Jessica Thomas (2013-17) | 1,281 |
| 19. Emese Hof (2015-19) | 1,229 |
| 20. Stefanie Yderstrom (2009-13) | 1,203 |
| 21. Wendy Foote (1974-78) | 1,174 |
| 22. Hope Butler (1984-88) | 1,157 |
| 23. Cordelia Fulmore (1983-85) | 1,142 |
| 24. Keyona Hayes (2012-14; 15-17) | 1,141 |
| 25. Yalonda McCormick (2001-05) | 1,072 |
| 26. Jennifer Jordan (1994-96; 97-99) | 1,050 |
| 27. Cassaundra Wimes (1994-96; 97-99) | 1,034 |
| 28. Meghan Saake (1999-03) | 1,030 |
| 29. Renee Taylor (2005-07) | 1,025 |

### 1. TAMARA JAMES (2002-06) — 2,406

| SEASON | GP-GS | FGM-FGA | PCT | 3PM-3PA | PCT | FTM-FTA | PCT | REB-AVG | AST | BLK | STL | PTS-AVG |
|---|---|---|---|---|---|---|---|---|---|---|---|---|
| 2002-03 | 31-31 | 238-461 | .516 | 19-58 | .328 | 155-204 | .760 | 244-7.9 | 49 | 14 | 56 | 650-21.0 |
| 2003-04 | 28-26 | 170-340 | .500 | 39-103 | .379 | 85-111 | .766 | 129-4.6 | 72 | 18 | 55 | 464-16.6 |
| 2004-05 | 29-29 | 242-504 | .480 | 19-119 | .328 | 124-161 | .770 | 199-6.9 | 57 | 13 | 75 | 647-22.3 |
| 2005-06 | 30-30 | 218-449 | .486 | 53-137 | .387 | 156-188 | .830 | 233-7.8 | 70 | 11 | 93 | 645-21.5 |
| TOTAL | 118-116 | 868-1754 | .495 | 150-417 | .360 | 520-664 | .783 | 805-6.8 | 248 | 56 | 279 | 2,406-20.4 |

### 2. MARIA RIVERA (1984-88) — 2,358

| SEASON | GP-GS | FGM-FGA | PCT | 3PM-3PA | PCT | FTM-FTA | PCT | REB-AVG | AST | BLK | STL | PTS-AVG |
|---|---|---|---|---|---|---|---|---|---|---|---|---|
| 1984-85 | 28-28 | 202-380 | .531 | — | — | 120-156 | .769 | 93-3.3 | 149 | 4 | 100 | 524-18.7 |
| 1985-86 | 27-27 | 230-533 | .432 | — | — | 119-163 | .730 | 118-4.4 | 89 | 2 | 77 | 579-21.4 |
| 1986-87 | 30-30 | 251-545 | .461 | — | — | 125-158 | .791 | 97-3.2 | 141 | 3 | 106 | 627-20.9 |
| 1987-88 | 27-27 | 209-473 | .442 | 66-177 | .373 | 144-174 | .828 | 102-3.8 | 108 | 3 | 99 | 628-23.3 |
| TOTAL | 112-112 | 892-1931 | .462 | 66-177 | .373 | 508-651 | .780 | 410-3.7 | 487 | 12 | 382 | 2,358-21.1 |

### 3. SHENISE JOHNSON (2008-12) — 2,262

| SEASON | GP-GS | FGM-FGA | PCT | 3PM-3PA | PCT | FTM-FTA | PCT | REB-AVG | AST | BLK | STL | PTS-AVG |
|---|---|---|---|---|---|---|---|---|---|---|---|---|
| 2008-09 | 30-30 | 141-366 | .385 | 20-62 | .323 | 82-100 | .820 | 213-7.1 | 122 | 29 | 78 | 384-12.8 |
| 2009-10 | 36-36 | 251-506 | .496 | 50-127 | .394 | 133-172 | .773 | 276-7.7 | 166 | 21 | 111 | 685-19.0 |
| 2010-11 | 33-33 | 236-484 | .488 | 44-126 | .349 | 132-156 | .846 | 275-8.3 | 127 | 26 | 104 | 648-19.6 |
| 2011-12 | 32-32 | 202-447 | .452 | 34-114 | .298 | 107-122 | .877 | 256-8.0 | 141 | 14 | 108 | 545-17.0 |
| TOTAL | 131-131 | 830-18-3 | .460 | 148-429 | .345 | 3454-550 | .825 | 1020-7.8 | 556 | 90 | 4-1 | 2,262-17.3 |

### 4. FRANCES SAVAGE (1988-92) — 2,184

| SEASON | GP-GS | FGM-FGA | PCT | 3PM-3PA | PCT | FTM-FTA | PCT | REB-AVG | AST | BLK | STL | PTS-AVG |
|---|---|---|---|---|---|---|---|---|---|---|---|---|
| 1988-89 | 29-29 | 256-467 | .548 | 6-23 | .261 | 131-166 | .789 | 268-9.2 | 66 | 17 | 56 | 649-22.4 |
| 1989-90 | 31-31 | 284-526 | .540 | 18-43 | .419 | 147-187 | .786 | 293-9.5 | 76 | 17 | 71 | 733-23.6 |
| 1990-91 | 2-2 | 19-43 | .442 | 0-2 | .000 | 22-28 | .786 | 20-10.0 | 7 | 0 | 4 | 60-30.0 |
| 1991-92 | 32-32 | 271-557 | .487 | 19-46 | .413 | 181-222 | .815 | 339-10.6 | 77 | 10 | 71 | 742-23.2 |
| TOTAL | 94-94 | 830-1593 | .521 | 43-114 | .377 | 481-603 | .798 | 920-9.8 | 226 | 44 | 202 | 2,184-23.2 |

### 5. RIQUNA WILLIAMS (2008-12) — 2,148

| SEASON | GP-GS | FGM-FGA | PCT | 3PM-3PA | PCT | FTM-FTA | PCT | REB-AVG | AST | BLK | STL | PTS-AVG |
|---|---|---|---|---|---|---|---|---|---|---|---|---|
| 2008-09 | 26-6 | 78-261 | .299 | 24-111 | .216 | 47-61 | .770 | 51-2.0 | 19 | 11 | 44 | 227-8.7 |
| 2009-10 | 36-25 | 253-628 | .403 | 106-294 | .361 | 95-129 | .736 | 152-4.2 | 62 | 17 | 64 | 707-19.6 |
| 2010-11 | 33-33 | 251-632 | .397 | 75-252 | .298 | 140-181 | .773 | 176-5.3 | 93 | 16 | 91 | 717-21.7 |
| 2011-12 | 30-27 | 178-448 | .397 | 67-182 | .368 | 74-92 | .804 | 103-3.4 | 77 | 20 | 71 | 497-16.6 |
| TOTAL | 125-91 | 760-1969 | .386 | 272-839 | .324 | 356-463 | .769 | 482-3.9 | 251 | 64 | 270 | 2,148-17.2 |

### 6. ADRIENNE MOTLEY (2013-17) — 1,844

| SEASON | GP-GS | FGM-FGA | PCT | 3PM-3PA | PCT | FTM-FTA | PCT | REB-AVG | AST | BLK | STL | PTS-AVG |
|---|---|---|---|---|---|---|---|---|---|---|---|---|
| 2013-14 | 31-28 | 128-288 | .444 | 21-70 | .300 | 66-91 | .725 | 122-3.9 | 82 | 5 | 39 | 343-11.1 |
| 2014-15 | 33-33 | 214-435 | .492 | 35-99 | .354 | 94-123 | .764 | 139-4.2 | 68 | 3 | 47 | 557-16.9 |
| 2015-16 | 33-33 | 191-440 | .529 | 58-159 | .365 | 79-103 | .767 | 119-3.6 | 84 | 2 | 53 | 519-15.7 |
| 2016-17 | 32-32 | 156-374 | .417 | 55-149 | .359 | 58-79 | .734 | 93-2.9 | 86 | 12 | 34 | 425-13.3 |
| TOTAL | 129-126 | 689-1537 | .448 | 169-477 | .354 | 297-396 | .750 | 473-3.7 | 320 | 22 | 173 | 1,844-14.3 |

# 1,000 POINTS CLUB

### 7. JEANNIE HEBERT (1988-92) — 1,766

| SEASON | GP-GS | FGM-FGA | PCT | 3PM-3PA | PCT | FTM-FTA | PCT | REB-AVG | AST | BLK | STL | PTS-AVG |
|---|---|---|---|---|---|---|---|---|---|---|---|---|
| 1988-89 | 29-29 | 147-367 | .401 | 3-35 | .086 | 104-159 | .654 | 92-3.2 | 147 | 10 | 44 | 401-13.8 |
| 1989-90 | 30-30 | 145-340 | .426 | 3-9 | .333 | 117-153 | .765 | 72-2.4 | 137 | 12 | 49 | 410-13.7 |
| 1990-91 | 28-28 | 179-406 | .441 | 14-42 | .333 | 100-132 | .758 | 109-3.9 | 189 | 6 | 71 | 472-16.9 |
| 1991-92 | 32-32 | 181-379 | .478 | 5-16 | .313 | 116-139 | .835 | 70-2.2 | 221 | 7 | 73 | 483-15.1 |
| TOTAL | 129-126 | 652-1492 | .437 | 25-102 | .245 | 437-583 | .750 | 343-2.9 | 694 | 35 | 237 | 1,766-14.8 |

### 8. OCTAVIA BLUE (1994-98) — 1,724

| SEASON | GP-GS | FGM-FGA | PCT | 3PM-3PA | PCT | FTM-FTA | PCT | REB-AVG | AST | BLK | STL | PTS-AVG |
|---|---|---|---|---|---|---|---|---|---|---|---|---|
| 1994-95 | 24-23 | 127-329 | .386 | 0-2 | .000 | 94-144 | .653 | 172-7.2 | 14 | 20 | 32 | 348-14.5 |
| 1995-96 | 27-27 | 178-365 | .488 | 0-0 | .000 | 76-134 | .567 | 174-6.4 | 26 | 5 | 35 | 432-16.0 |
| 1996-97 | 29-28 | 161-382 | .421 | 0-1 | .000 | 66-102 | .647 | 162-5.6 | 15 | 5 | 37 | 388-13.4 |
| 1997-98 | 29-29 | 205-448 | .458 | 24-53 | .453 | 122-169 | .722 | 164-5.7 | 23 | 8 | 35 | 556-19.2 |
| TOTAL | 109-107 | 671-1524 | .440 | 24-56 | .429 | 358-549 | .652 | 672-6.2 | 78 | 38 | 139 | 1,724-15.8 |

### 9. SYLVIA WILSON (1979-82) — 1,713

| SEASON | GP-GS | FGM-FGA | PCT | 3PM-3PA | PCT | FTM-FTA | PCT | REB-AVG | AST | BLK | STL | PTS-AVG |
|---|---|---|---|---|---|---|---|---|---|---|---|---|
| 1979-80 | 33-30 | 232-438 | .530 | — | — | 56-103 | .544 | 344-10.4 | 24 | 80 | 56 | 520-15.8 |
| 1980-81 | 38-37 | 268-568 | .472 | — | — | 134-222 | .604 | 449-11.8 | 17 | 61 | 53 | 670-17.6 |
| 1981-82 | 28-27 | 221-503 | .439 | — | — | 81-131 | .618 | 322-11.5 | 21 | 57 | 45 | 523-18.7 |
| TOTAL | 99-94 | 721-1509 | .478 | — | — | 271-456 | .594 | 1115-11.3 | 62 | 198 | 154 | 1,713-17.3 |

### 10. KELSEY MARSHALL (2017-22) — 1,599

| SEASON | GP-GS | FGM-FGA | PCT | 3PM-3PA | PCT | FTM-FTA | PCT | REB-AVG | AST | BLK | STL | PTS-AVG |
|---|---|---|---|---|---|---|---|---|---|---|---|---|
| 2017-18 | 31-0 | 80-221 | .362 | 51-155 | .329 | 37-50 | .740 | 68-2.2 | 39 | 1 | 25 | 248-8.0 |
| 2018-19 | 34-20 | 94-248 | .379 | 67-179 | .374 | 11-18 | .611 | 78-2.3 | 60 | 5 | 26 | 266-7.8 |
| 2019-20 | 30-29 | 118-299 | .395 | 74-206 | .359 | 31-43 | .721 | 68-2.3 | 72 | 8 | 27 | 341-11.4 |
| 2020-21 | 21-19 | 98-275 | .356 | 49-166 | .295 | 33-46 | .717 | 61-2.9 | 37 | 3 | 21 | 278-13.2 |
| 2021-22 | 34-34 | 164-411 | .399 | 82-241 | .340 | 56-79 | .709 | 114-3.4 | 91 | 9 | 45 | 466-13.7 |
| TOTAL | 150-102 | 554-1454 | .381 | 323-947 | .341 | 168-236 | .712 | 389-2.6 | 299 | 26 | 144 | 1599-10.7 |

### 11. CHANIVIA BROUSSARD (2000-04) — 1,482

| SEASON | GP-GS | FGM-FGA | PCT | 3PM-3PA | PCT | FTM-FTA | PCT | REB-AVG | AST | BLK | STL | PTS-AVG |
|---|---|---|---|---|---|---|---|---|---|---|---|---|
| 2000-01 | 27-22 | 158-369 | .428 | 4-15 | .267 | 36-74 | .486 | 152-25.6 | 22 | 32 | 46 | 356-13.2 |
| 2001-02 | 29-20 | 173-407 | .425 | 13-51 | .255 | 54-85 | .635 | 124-4.3 | 27 | 35 | 57 | 413-14.2 |
| 2002-03 | 29-5 | 115-263 | .437 | 8-31 | .258 | 35-69 | .507 | 126-4.3 | 31 | 32 | 35 | 273-9.4 |
| 2003-04 | 29-28 | 175-359 | .487 | 3-15 | .200 | 87-127 | .685 | 181-6.2 | 48 | 33 | 64 | 440-15.2 |
| TOTAL | 114-75 | 621-1398 | .444 | 28-112 | .250 | 212-355 | .597 | 583-5.1 | 128 | 132 | 202 | 1,482-13.0 |

### 12. KYM HOPE (1995-99) — 1,462

| SEASON | GP-GS | FGM-FGA | PCT | 3PM-3PA | PCT | FTM-FTA | PCT | REB-AVG | AST | BLK | STL | PTS-AVG |
|---|---|---|---|---|---|---|---|---|---|---|---|---|
| 1995-96 | 26-0 | 28-68 | .412 | 0-0 | .000 | 28-52 | .538 | 95-3.7 | 11 | 16 | 17 | 84-3.2 |
| 1996-97 | 29-29 | 143-265 | .540 | 0-2 | .000 | 81-117 | .692 | 234-8.1 | 33 | 53 | 45 | 367-12.7 |
| 1997-98 | 29-29 | 191-358 | .534 | 1-1 | 1.000 | 128-166 | -.771 | 306-10.6 | 53 | 33 | 56 | 511-17.6 |
| 1998-99 | 29-29 | 184-348 | .529 | 0-3 | .000 | 132-163 | .810 | 253-8.7 | 52 | 62 | 54 | 500-17.2 |
| TOTAL | 113-87 | 546-1039 | .526 | 0-3 | .000 | 369-498 | .741 | 888-7.9 | 149 | 164 | 172 | 1,462-12.9 |

### 13. VICKI PLOWDEN (1990-93) — 1,404

| SEASON | GP-GS | FGM-FGA | PCT | 3PM-3PA | PCT | FTM-FTA | PCT | REB-AVG | AST | BLK | STL | PTS-AVG |
|---|---|---|---|---|---|---|---|---|---|---|---|---|
| 1990-91 | 28-27 | 194-360 | .539 | 0-0 | .000 | 67-108 | .620 | 281-10.0 | 18 | 27 | 53 | 455-16.3 |
| 1991-92 | 32-32 | 194-377 | .515 | 1-2 | .500 | 87-144 | .604 | 265-8.3 | 17 | 41 | 35 | 476-14.9 |
| 1992-93 | 31-31 | 191-418 | .457 | 2-5 | .400 | 89-143 | .622 | 311-10.0 | 44 | 40 | 64 | 473-15.3 |
| TOTAL | 91-90 | 579-1155 | .501 | 3-7 | .429 | 243-395 | .615 | 857-9.4 | 79 | 108 | 152 | 1,404-15.4 |

### 14. MORGAN STROMAN (2009-13) — 1,371

| SEASON | GP-GS | FGM-FGA | PCT | 3PM-3PA | PCT | FTM-FTA | PCT | REB-AVG | AST | BLK | STL | PTS-AVG |
|---|---|---|---|---|---|---|---|---|---|---|---|---|
| 2009-10 | 36-21 | 83-201 | .413 | 0-1 | .000 | 97-136 | .713 | 211-5.9 | 38 | 24 | 64 | 263- 7.3 |
| 2010-11 | 33-33 | 164-316 | .519 | 1-6 | .167 | 121-187 | .647 | 270-8.2 | 69 | 29 | 109 | 450-13.6 |
| 2011-12 | 19-19 | 93-168 | .554 | 1-2 | .500 | 58-79 | .734 | 124-6.5 | 25 | 8 | 42 | 245-12.9 |
| 2012-13 | 32-32 | 143-301 | .475 | 0-7 | .000 | 127-183 | .694 | 281-8.8 | 65 | 39 | 57 | 413-12.9 |
| TOTAL | 120-105 | 483-986 | .490 | 2-15 | .133 | 403-585 | .688 | 886-7.4 | 197 | 100 | 272 | 1,371-11.4 |

# 1,000 POINTS CLUB

### 15. MYKEA GRAY (2017-20; 21-22) — 1,331

| SEASON | GP-GS | FGM-FGA | PCT | 3PM-3PA | PCT | FTM-FTA | PCT | REB-AVG | AST | BLK | STL | PTS-AVG |
|---|---|---|---|---|---|---|---|---|---|---|---|---|
| 2017-18 | 32-32 | 121-335 | .361 | 48-152 | .316 | 83-111 | .748 | 52 -1.6 | 74 | 0 | 45 | 373-11.7 |
| 2018-19 | 34-34 | 135-337 | .401 | 61-176 | .347 | 98-126 | .778 | 70 -2.1 | 76 | 1 | 41 | 429-12.6 |
| 2019-20 | 30-30 | 120-343 | .350 | 55-168 | .327 | 87-108 | .806 | 75 -2.5 | 90 | 1 | 64 | 382-12.7 |
| 2020-21 | - | - | DNP | - | - | - | DNP | - | - | - | - | DNP |
| 2021-22 | 31-6 | 44-155 | .284 | 23-76 | .303 | 36-48 | .750 | 43-1.4 | 43 | 2 | 14 | 147-4.7 |
| TOTAL | 127-102 | 420-1171 | .359 | 187-572 | .327 | 304-393 | .774 | 240-1.9 | 283 | 4 | 164 | 1331-10.5 |

### 16. ROBIN HARMONY (1980-84) — 1,308

| SEASON | GP-GS | FGM-FGA | PCT | 3PM-3PA | PCT | FTM-FTA | PCT | REB-AVG | AST | BLK | STL | PTS-AVG |
|---|---|---|---|---|---|---|---|---|---|---|---|---|
| 1980-81 | 38-31 | 159-404 | .394 | — | — | 48-76 | .632 | 174-4.6 | 139 | 16 | 100 | 366-9.6 |
| 1981-82 | 29-29 | 133-325 | .409 | — | — | 29-44 | .659 | 193-6.7 | 127 | 13 | 56 | 295-10.2 |
| 1982-83 | 27-27 | 120-264 | .455 | — | — | 35-57 | .614 | 218-8.1 | 67 | 11 | 60 | 275-10.2 |
| 1983-84 | 31-31 | 163-385 | .423 | — | — | 46-70 | .657 | 175-5.6 | 115 | 18 | 98 | 372-12.0 |
| TOTAL | 125-118 | 575-1378 | .417 | — | — | 158-247 | .640 | 760-6.1 | 448 | 58 | 314 | 1,308-10.5 |

### 17. DESMA THOMAS (1992-94; 1995-97) — 1,284

| SEASON | GP-GS | FGM-FGA | PCT | 3PM-3PA | PCT | FTM-FTA | PCT | REB-AVG | AST | BLK | STL | PTS-AVG |
|---|---|---|---|---|---|---|---|---|---|---|---|---|
| 1992-93 | 30-6 | 36-107 | .336 | 0-4 | .000 | 36-65 | .554 | 87-2.9 | 13 | 8 | 20 | 108-3.6 |
| 1993-94 | 25-24 | 110-351 | .313 | 25-88 | .288 | 106-156 | .679 | 195-7.8 | 47 | 20 | 37 | 351-14.0 |
| 1994-95 | DNP | | | | | | | | | | | |
| 1995-96 | 27-27 | 120-339 | .354 | 46-155 | .297 | 92-134 | .687 | 134-5.0 | 72 | 21 | 60 | 378-14.0 |
| 1996-97 | 29-29 | 135-355 | .380 | 81-216 | .375 | 96-120 | .800 | 136-4.7 | 64 | 9 | 60 | 447-15.4 |
| TOTAL | 111-86 | 401-1152 | .348 | 152-463 | .328 | 330-475 | .695 | 552-5.0 | 196 | 58 | 177 | 1,284-11.6 |

### 18. JESSICA THOMAS (2013-17) — 1,281

| SEASON | GP-GS | FGM-FGA | PCT | 3PM-3PA | PCT | FTM-FTA | PCT | REB-AVG | AST | BLK | STL | PTS-AVG |
|---|---|---|---|---|---|---|---|---|---|---|---|---|
| 2013-14 | 31-2 | 52-152 | .342 | 24-92 | .261 | 30-41 | .732 | 58-1.9 | 50 | 3 | 27 | 158-5.1 |
| 2014-15 | 33-32 | 106-309 | .343 | 45-155 | .290 | 50-68 | .735 | 88-2.7 | 74 | 2 | 41 | 307-9.3 |
| 2015-16 | 33-33 | 139-363 | .383 | 64-181 | .354 | 45-73 | .616 | 122-3.7 | 120 | 6 | 50 | 387-11.7 |
| 2016-17 | 33-33 | 138-374 | .369 | 46-158 | .291 | 107-137 | .781 | 79-2.4 | 130 | 2 | 52 | 429-13.0 |
| TOTAL | 130-100 | 435-1198 | .363 | 179-586 | .305 | 232-319 | .727 | 347-2.7 | 374 | 13 | 170 | 1,281-9.9 |

### 19. EMESE HOF (2015-19) — 1,229

| SEASON | GP-GS | FGM-FGA | PCT | 3PM-3PA | PCT | FTM-FTA | PCT | REB-AVG | AST | BLK | STL | PTS-AVG |
|---|---|---|---|---|---|---|---|---|---|---|---|---|
| 2015-16 | 33-12 | 117-216 | .542 | 0-1 | .000 | 50-81 | .617 | 180-5.5 | 24 | 42 | 25 | 284-8.6 |
| 2016-17 | 31-3 | 87-169 | .515 | 0-1 | .000 | 27-45 | .600 | 128-4.1 | 26 | 31 | 15 | 201-6.5 |
| 2017-18 | 29-25 | 106-202 | .525 | 0-1 | .000 | 49-72 | .681 | 158-5.4 | 30 | 40 | 23 | 261-9.0 |
| 2018-19 | 34-34 | 197-336 | .586 | 0-0 | .000 | 89-129 | .690 | 282-8.3 | 64 | 69 | 25 | 483-14.2 |
| TOTAL | 127-74 | 507-923 | .549 | 0-3 | .000 | 215-327 | .657 | 748-5.9 | 144 | 182 | 88 | 1,229-9.7 |

### 20. STEFANIE YDERSTROM (2009-13) — 1,203

| SEASON | GP-GS | FGM-FGA | PCT | 3PM-3PA | PCT | FTM-FTA | PCT | REB-AVG | AST | BLK | STL | PTS-AVG |
|---|---|---|---|---|---|---|---|---|---|---|---|---|
| 2009-10 | 30-17 | 78-245 | .318 | 47-159 | .296 | 22-26 | .846 | 44-1.5 | 64 | 10 | 26 | 225-7.5 |
| 2010-11 | 33-33 | 83-255 | .325 | 53-172 | .308 | 45-54 | .833 | 75-2.3 | 88 | 7 | 44 | 264-8.0 |
| 2011-12 | 32-32 | 113-299 | .378 | 68-195 | .349 | 46-54 | .852 | 49-1.5 | 54 | 5 | 36 | 340-10.6 |
| 2012-13 | 32-32 | 123-362 | .340 | 60-164 | .366 | 68-77 | .883 | 43-1.3 | 75 | 2 | 41 | 374-11.7 |
| TOTAL | 127-114 | 397-1161 | .342 | 228-690 | .330 | 181-211 | .860 | 211-1.7 | 281 | 24 | 147 | 1,203-9.5 |

### 21. WENDY FOOTE (1974-78) — 1,174

| SEASON | GP-GS | FGM-FGA | PCT | 3PM-3PA | PCT | FTM-FTA | PCT | REB-AVG | AST | BLK | STL | PTS-AVG |
|---|---|---|---|---|---|---|---|---|---|---|---|---|
| 1974-75 | 13 | 102 | — | — | — | 36-72 | .500 | — | — | — | — | 240-18.5 |
| 1975-76 | 15 | 103 | — | — | — | 30-59 | .508 | — | — | — | — | 236-15.7 |
| 1976-77 | 18 | 115 | — | — | — | 45-68 | .662 | — | — | — | — | 295-16.4 |
| 1977-78 | 16 | 160 | — | — | — | 83-119 | .697 | — | — | — | — | 403-25.2 |
| TOTAL | 62 | 480 | — | — | — | 194-318 | .610 | — | — | — | — | 1,174-18.9 |

# 1,000 POINTS CLUB

### 22. HOPE BUTLER (1984-88) — 1,157

| SEASON | GP-GS | FGM-FGA | PCT | 3PM-3PA | PCT | FTM-FTA | PCT | REB-AVG | AST | BLK | STL | PTS-AVG |
|---|---|---|---|---|---|---|---|---|---|---|---|---|
| 1984-85 | 17-0 | 19-40 | .475 | — | — | 22-35 | .629 | 64-3.8 | 9 | 1 | 14 | 60-3.5 |
| 1985-86 | 27-24 | 106-227 | .467 | — | — | 27-48 | .563 | 148-5.5 | 30 | 4 | 43 | 239-8.9 |
| 1986-87 | 30-30 | 211-421 | .501 | — | — | 77-125 | .616 | 266-8.9 | 36 | 2 | 82 | 499-16.6 |
| 1987-88 | 27-25 | 145-273 | .531 | 0-1 | .000 | 69-98 | .704 | 216-8.0 | 49 | 2 | 51 | 359-13.3 |
| TOTAL | 101-79 | 481-961 | .501 | 0-1 | .000 | 195-306 | .637 | 694-6.9 | 124 | 9 | 190 | 1,157-11.5 |

### 23. CORDELIA FULMORE (1983-85) — 1,142

| SEASON | GP-GS | FGM-FGA | PCT | 3PM-3PA | PCT | FTM-FTA | PCT | REB-AVG | AST | BLK | STL | PTS-AVG |
|---|---|---|---|---|---|---|---|---|---|---|---|---|
| 1983-84 | 31-31 | 258-479 | .539 | — | — | 90-141 | .638 | 359-11.6 | 46 | 17 | 88 | 606-19.5 |
| 1984-85 | 28-28 | 228-417 | .548 | — | — | 80-123 | .650 | 250-8.9 | 73 | 25 | 100 | 536-19.1 |
| TOTAL | 59-59 | 486-896 | .542 | — | — | 170-264 | .644 | 609-10.3 | 119 | 42 | 188 | 1,142-19.4 |

### 24. KEYONA HAYES (2012-14; 2015-17) — 1,141

| SEASON | GP-GS | FGM-FGA | PCT | 3PM-3PA | PCT | FTM-FTA | PCT | REB-AVG | AST | BLK | STL | PTS-AVG |
|---|---|---|---|---|---|---|---|---|---|---|---|---|
| 2012-13 | 32-0 | 67-154 | .435 | 0-1 | .000 | 40-59 | .678 | 166-5.2 | 12 | 18 | 25 | 174-5.4 |
| 2013-14 | 31-23 | 127-251 | .506 | 3-11 | .273 | 70-104 | .673 | 203-6.5 | 34 | 18 | 39 | 327-10.5 |
| 2014-15 | DNP | | | | | | | | | | | |
| 2015-16 | 33-31 | 130-243 | .535 | 6-18 | .333 | 35-52 | .673 | 183-5.5 | 51 | 10 | 42 | 301-9.1 |
| 2016-17 | 33-32 | 135-250 | .540 | 6-18 | .333 | 63-99 | .636 | 202-6.1 | 40 | 22 | 28 | 339-10.3 |
| TOTAL | 129-86 | 459-898 | .511 | 15-48 | .313 | 208-314 | .662 | 754-5.8 | 137 | 68 | 134 | 1,141-8.8 |

### 25. YALONDA McCORMICK (2001-05) — 1,072

| SEASON | GP-GS | FGM-FGA | PCT | 3PM-3PA | PCT | FTM-FTA | PCT | REB-AVG | AST | BLK | STL | PTS-AVG |
|---|---|---|---|---|---|---|---|---|---|---|---|---|
| 2001-02 | 17-0 | 21-72 | .292 | 1-9 | .111 | 7-11 | .636 | 22-1.3 | 30 | 0 | 9 | 50-2.9 |
| 2002-03 | 31-31 | 125-300 | .417 | 17-52 | .327 | 49-69 | .710 | 98-3.2 | 185 | 7 | 100 | 316-10.2 |
| 2003-04 | 29-29 | 126-333 | .378 | 52-145 | .359 | 50-65 | .769 | 114-3.9 | 157 | 11 | 93 | 354-12.2 |
| 2004-05 | 28-27 | 139-369 | .377 | 40-136 | .294 | 34-53 | .642 | 117-4.2 | 167 | 7 | 78 | 352-12.6 |
| TOTAL | 105-87 | 411-1074 | .383 | 110-342 | .322 | 140-198 | .707 | 351-3.3 | 539 | 25 | 280 | 1,072-10.2 |

### 26. JENNIFER JORDAN (1994-96; 1997-99) — 1,050

| SEASON | GP-GS | FGM-FGA | PCT | 3PM-3PA | PCT | FTM-FTA | PCT | REB-AVG | AST | BLK | STL | PTS-AVG |
|---|---|---|---|---|---|---|---|---|---|---|---|---|
| 1994-95 | 26-7 | 51-113 | .451 | 0-0 | .000 | 69-99 | .697 | 122-4.7 | 6 | 3 | 26 | 171-6.6 |
| 1995-96 | 26-23 | 110-195 | .564 | 0-0 | .000 | 84-126 | .667 | 173-6.7 | 13 | 7 | 34 | 304-11.7 |
| 1996-97 | DNP | | | | | | | | | | | |
| 1997-98 | 28-4 | 65-131 | .496 | 0-0 | .000 | 55-83 | .663 | 85-3.0 | 7 | 1 | 18 | 185-6.6 |
| 1998-99 | 29-29 | 139-283 | .491 | 0-0 | .000 | 112-157 | .713 | 200-6.9 | 15 | 6 | 31 | 390-13.4 |
| TOTAL | 109-63 | 365-722 | .506 | 0-0 | .000 | 320-465 | .688 | 580-5.3 | 41 | 17 | 109 | 1,050-9.6 |

### 27. CASSAUNDRA WIMES (1994-96; 1997-99) — 1,034

| SEASON | GP-GS | FGM-FGA | PCT | 3PM-3PA | PCT | FTM-FTA | PCT | REB-AVG | AST | BLK | STL | PTS-AVG |
|---|---|---|---|---|---|---|---|---|---|---|---|---|
| 1994-95 | 26-7 | 51-113 | .451 | 0-0 | .000 | 69-99 | .697 | 122-4.7 | 6 | 3 | 26 | 171-6.6 |
| 1995-96 | 26-23 | 110-195 | .564 | 0-0 | .000 | 84-126 | .667 | 173-6.7 | 13 | 7 | 34 | 304-11.7 |
| 1996-97 | DNP | | | | | | | | | | | |
| 1997-98 | 24-13 | 82-202 | .406 | 21-62 | .339 | 37-47 | .787 | 67-2.8 | 23 | 5 | 36 | 222-9.3 |
| 1998-99 | 29-29 | 128-336 | .381 | 23-80 | .288 | 58-82 | .707 | 106-3.7 | 51 | 8 | 47 | 337-11.6 |
| TOTAL | 105-72 | 371-846 | .439 | 44-142 | .310 | 248-354 | .701 | 468-4.5 | 93 | 23 | 143 | 1,034-9.8 |

### 28. MEGHAN SAAKE (1999-03) — 1,030

| SEASON | GP-GS | FG-FGA | PCT | 3PM-3PA | PCT | FTM-FTA | PCT | REB-AVG | AST | BLK | STL | PTS-AVG |
|---|---|---|---|---|---|---|---|---|---|---|---|---|
| 1999-00 | 29-29 | 85-250 | .340 | 2-19 | .105 | 22-55 | .400 | 115-4.0 | 71 | 18 | 49 | 194-6.7 |
| 2000-01 | 27-27 | 62-186 | .343 | 5-28 | .179 | 44-70 | .618 | 120-4.5 | 99 | 16 | 74 | 173-6.6 |
| 2001-02 | 31-31 | 139-348 | .401 | 30-94 | .322 | 38-50 | .760 | 152-4.9 | 125 | 25 | 121 | 346-11.2 |
| 2002-03 | 31-31 | 118-299 | .395 | 30-94 | .319 | 51-67 | .761 | 120-3.9 | 108 | 36 | 114 | 317-10.2 |
| TOTAL | 118-118 | 404-1083 | .373 | 67-243 | .275 | 160-242 | .661 | 507-4.3 | 403 | 95 | 358 | 1,030-8.7 |

### 29. RENEE TAYLOR (2005-07) — 1,025

| SEASON | GP-GS | FG-FGA | PCT | 3PM-3PA | PCT | FTM-FTA | PCT | REB-AVG | AST | BLK | STL | PTS-AVG |
|---|---|---|---|---|---|---|---|---|---|---|---|---|
| 2005-06 | 30-29 | 153-387 | .298 | 49-150 | .327 | 112-134 | .836 | 77-2.6 | 115 | 0 | 71 | 467-15.6 |
| 2006-07 | 30-29 | 180-468 | .385 | 69-227 | .304 | 129-153 | .843 | 79-2.6 | 63 | 1 | 63 | 558-18.6 |
| TOTAL | 60-58 | 333-852 | .391 | 118-377 | .313 | 241-287 | .840 | 156-2.6 | 178 | 1 | 134 | 1,025-17.1 |

# YEAR-BY-YEAR TEAM STATS

Since 1979

| Year | | G | FG-FGA | Pct | 3FG-FGA | Pct | FT-FTA | Pct | Reb | Avg | A | TO | Blk | Stl | Pts | Avg |
|---|---|---|---|---|---|---|---|---|---|---|---|---|---|---|---|---|
| 1979-80 | Miami | 34 | 1068-2363 | .452 | N/A | N/A | 358-647 | .553 | 1259 | 37.0 | 481 | 907 | 156 | 582 | 2494 | 73.4 |
| | Opp. | 34 | 867-2224 | .390 | N/A | N/A | 425-723 | .588 | 1054 | 31.0 | 261 | 882 | 71 | 330 | 2159 | 63.5 |
| 1980-81 | Miami | 38 | 1096-2638 | .415 | N/A | N/A | 473-774 | .611 | 1733 | 45.6 | 521 | 931 | 133 | 534 | 2665 | 70.1 |
| | Opp. | 38 | 1022-2463 | .415 | N/A | N/A | 480-764 | .628 | 1593 | 41.9 | 387 | 971 | 118 | 431 | 2546 | 67.0 |
| 1981-82 | Miami | 29 | 858-2048 | .422 | N/A | N/A | 347-607 | .572 | 1376 | 47.4 | 490 | 518 | 107 | 354 | 2063 | 71.1 |
| | Opp. | 29 | 778-1978 | .391 | N/A | N/A | 321-512 | .627 | 1321 | 45.6 | 378 | 610 | 65 | 251 | 1877 | 64.7 |
| 1982-83 | Miami | 27 | 829-2002 | .414 | N/A | N/A | 282-531 | .531 | 1279 | 47.4 | 403 | 530 | 52 | 369 | 1940 | 71.9 |
| | Opp. | 27 | 744-1795 | .414 | N/A | N/A | 342-558 | .613 | 1294 | 47.9 | 326 | 715 | 70 | 203 | 1830 | 67.8 |
| 1983-84 | Miami | 31 | 961-2065 | .465 | N/A | N/A | 342-560 | .611 | 1211 | 39.0 | 460 | 671 | 99 | 462 | 2264 | 73.0 |
| | Opp. | 31 | 799-1860 | .429 | N/A | N/A | 442-681 | .649 | 1232 | 39.7 | 344 | 811 | 98 | 284 | 2040 | 65.2 |
| 1984-85 | Miami | 28 | 859-1772 | .485 | N/A | N/A | 358-554 | .646 | 1005 | 35.9 | 443 | 602 | 70 | 421 | 2076 | 74.1 |
| | Opp. | 28 | 743-1702 | .437 | N/A | N/A | 367-554 | .662 | 1137 | 40.6 | 332 | 770 | 20 | 308 | 1853 | 66.2 |
| 1985-86 | Miami | 27 | 678-1697 | .400 | N/A | N/A | 281-441 | .637 | 883 | 32.7 | 319 | 574 | 36 | 284 | 1637 | 60.6 |
| | Opp. | 27 | 782-1575 | .497 | N/A | N/A | 414-634 | .653 | 1177 | 43.6 | 418 | 663 | 97 | 304 | 1978 | 73.3 |
| 1986-87 | Miami | 30 | 865-1944 | .445 | N/A | N/A | 397-560 | .709 | 921 | 30.7 | 416 | 569 | 16 | 383 | 2127 | 70.9 |
| | Opp. | 30 | 939-1862 | .504 | N/A | N/A | 273-433 | .630 | 1278 | 42.6 | 437 | 774 | 102 | 298 | 2151 | 71.7 |
| 1987-88 | Miami | 27 | 809-1773 | .456 | 79-219 | .361 | 414-587 | .705 | 1106 | 41.0 | 442 | 634 | 42 | 330 | 2111 | 78.2 |
| | Opp. | 27 | 824-1865 | .442 | 34-128 | .266 | 370-569 | .650 | 1138 | 42.1 | 433 | 583 | 51 | 306 | 2052 | 76.0 |
| 1988-89 | Miami | 29 | 845-1805 | .468 | 50-159 | .314 | 494-748 | .660 | 1161 | 40.0 | 442 | 571 | 65 | 266 | 2234 | 77.0 |
| | Opp. | 29 | 857-1977 | .433 | 65-209 | .311 | 287-447 | .642 | 1153 | 39.8 | 482 | 595 | 78 | 255 | 2066 | 71.2 |
| 1989-90 | Miami | 31 | 921-1947 | .473 | 73-199 | .367 | 518-714 | .725 | 1172 | 37.8 | 472 | 514 | 83 | 304 | 2433 | 78.5 |
| | Opp. | 31 | 810-1901 | .426 | 65-192 | .339 | 327-466 | .702 | 1127 | 36.4 | 478 | 647 | 71 | 209 | 2012 | 64.9 |
| 1990-91 | Miami | 30 | 905-2063 | .439 | 38-116 | .328 | 393-624 | .630 | 1224 | 40.8 | 519 | 516 | 81 | 370 | 2230 | 74.3 |
| | Opp. | 30 | 726-1724 | .421 | 53-229 | .231 | 481-741 | .649 | 1229 | 41.0 | 437 | 715 | 144 | 247 | 1997 | 66.6 |
| 1991-92 | Miami | 32 | 966-2085 | .463 | 37-112 | .330 | 525-734 | .715 | 1291 | 40.3 | 559 | 426 | 78 | 405 | 2494 | 77.9 |
| | Opp. | 32 | 787-1908 | .412 | 146-472 | .309 | 251-400 | .628 | 1189 | 37.2 | 442 | 670 | 90 | 224 | 1971 | 61.6 |
| 1992-93 | Miami | 31 | 822-2018 | .407 | 99-272 | .364 | 480-724 | .663 | 1321 | 42.6 | 419 | 86 | 470 | 387 | 2223 | 71.0 |
| | Opp. | 31 | 677-1664 | .407 | 128-390 | .328 | 345-579 | .596 | 1183 | 38.2 | 424 | 107 | 695 | 220 | 1827 | 58.9 |
| 1993-94 | Miami | 27 | 631-1780 | .354 | 98-343 | .286 | 314-527 | .596 | 1109 | 41.1 | 296 | 469 | 75 | 265 | 1674 | 62.0 |
| | Opp. | 27 | 679-1595 | .426 | 105-360 | .292 | 365-558 | .654 | 1207 | 44.7 | 426 | 550 | 86 | 224 | 1828 | 67.7 |
| 1994-95 | Miami | 27 | 652-1726 | .378 | 53-218 | .243 | 374-603 | .620 | 1208 | 44.7 | 255 | 601 | 63 | 286 | 1731 | 64.1 |
| | Opp. | 27 | 702-1671 | .420 | 121-387 | .313 | 393-660 | .595 | 1167 | 43.2 | 419 | 580 | 80 | 304 | 1919 | 71.0 |
| 1995-96 | Miami | 27 | 670-1635 | .410 | 73-281 | .260 | 402-624 | .644 | 1068 | 39.6 | 342 | 551 | 63 | 307 | 1815 | 67.2 |
| | Opp. | 27 | 619-1530 | .405 | 87-323 | .269 | 427-627 | .681 | 1072 | 39.7 | 389 | 619 | 55 | 272 | 1752 | 64.9 |
| 1996-97 | Total | 29 | 645 -1611 | .400 | 123-395 | .311 | 367-545 | .673 | 1013 | 34.9 | 416 | 495 | 96 | 243 | 1780 | 61.4 |
| | Opp. | 29 | 680-1681 | .405 | 129-410 | .315 | 294-445 | .661 | 1152 | 39.7 | 454 | 539 | 59 | 251 | 1783 | 61.5 |
| 1997-98 | Miami | 29 | 749-1738 | .431 | 110-331 | .332 | 520-721 | .721 | 1098 | 37.9 | 428 | 72 | 553 | 268 | 2128 | 73.4 |
| | Opp. | 29 | 760-1781 | .427 | 153-476 | .321 | 367-547 | .671 | 1141 | 39.3 | 469 | 61 | 617 | 265 | 2040 | 70.3 |
| 1998-99 | Miami | 29 | 715-1664 | .430 | 84-285 | .29195 | 489-687 | .712 | 1085 | 37.4 | 419 | 526 | 97 | 252 | 2003 | 69.1 |
| | Opp. | 29 | 710-1783 | .398 | 125-409 | .306 | 380-564 | .674 | 1157 | 39.9 | 410 | 568 | 77 | 273 | 1925 | 66.4 |

# YEAR-BY-YEAR TEAM STATS

Since 1979

| Year | | G | FG-FGA | Pct | 3FG-FGA | Pct | FT-FTA | Pct | Reb | Avg | A | TO | Blk | Stl | Pts | Avg |
|---|---|---|---|---|---|---|---|---|---|---|---|---|---|---|---|---|
| 1999-00 | Miami | 29 | 730-1844 | .396 | 92-318 | .289 | 330-516 | .640 | 1126 | 38.8 | 483 | 470 | 79 | 289 | 1882 | 64.9 |
| | Opp. | 29 | 705-1702 | .414 | 123-404 | .304 | 361-552 | .654 | 1197 | 41.3 | 413 | 575 | 66 | 245 | 1894 | 65.3 |
| 2000-01 | Miami | 28 | 704-1776 | .396 | 76-270 | .281 | 290-491 | .591 | 1131 | 40.4 | 461 | 544 | 103 | 367 | 1774 | 63.4 |
| | Opp. | 28 | 643-1600 | .402 | 123-435 | .283 | 337-532 | .633 | 1143 | 40.8 | 416 | 660 | 78 | 303 | 1746 | 62.4 |
| 2001-02 | Total | 31 | 800-1975 | .405 | 106-377 | .281 | 344-541 | .636 | 1212 | 39.1 | 496 | 606 | 153 | 432 | 2050 | 66.1 |
| | Opp. | 31 | 701-1741 | .403 | 158-491 | .322 | 407-625 | .651 | 1255 | 40.5 | 448 | 741 | 94 | 358 | 1967 | 63.5 |
| 2002-03 | Miami | 31 | 896-2031 | .441 | 115-366 | .314 | 408-591 | .690 | 1254 | 40.5 | 554 | 639 | 143 | 441 | 2315 | 74.7 |
| | Opp. | 31 | 769-1867 | .412 | 166-482 | .344 | 423-647 | .654 | 1223 | 39.5 | 493 | 737 | 104 | 334 | 2127 | 68.6 |
| 2003-04 | Miami | 29 | 800-1761 | .454 | 130-389 | .334 | 409-563 | .726 | 1112 | 38.3 | 529 | 577 | 121 | 349 | 2139 | 73.8 |
| | Opp. | 29 | 677-1696 | .399 | 141-470 | .300 | 390-531 | .734 | 1034 | 35.7 | 415 | 626 | 104 | 282 | 1885 | 65.0 |
| 2004-05 | Miami | 29 | 702-1739 | .404 | 135-456 | .296 | 317-450 | .704 | 1042 | 35.9 | 456 | 541 | 84 | 306 | 1856 | 64.0 |
| | Opp | 29 | 708-1721 | .411 | 159-466 | .341 | 424-601 | .705 | 1178 | 40.6 | 425 | 555 | 93 | 298 | 1999 | 68.9 |
| 2005-06 | Miami | 30 | 808-1841 | .439 | 221-652 | .339 | 437-583 | .750 | 1079 | 36.0 | 437 | 577 | 95 | 344 | 2274 | 75.8 |
| | Opp. | 30 | 773-1825 | .424 | 164-484 | .339 | 442-643 | .687 | 1213 | 40.4 | 418 | 645 | 87 | 293 | 2152 | 71.7 |
| 2006-07 | Miami | 30 | 740-1851 | .400 | 189-607 | .311 | 330-477 | .692 | 1097 | 36.6 | 359 | 535 | 86 | 293 | 1999 | 66.6 |
| | Opp. | 30 | 775-1861 | .416 | 153-466 | .328 | 418-593 | .705 | 1281 | 42.7 | 449 | 554 | 100 | 258 | 2121 | 70.7 |
| 2007-08 | Miami | 30 | 691-1838 | .376 | 178-609 | .292 | 250-411 | .608 | 1096 | 36.5 | 387 | 510 | 85 | 319 | 1810 | 60.3 |
| | Opp. | 30 | 692-1645 | .421 | 172-509 | .338 | 357-507 | .704 | 1163 | 38.8 | 426 | 587 | 83 | 232 | 1913 | 63.8 |
| 2008-09 | Miami | 30 | 756-1901 | .398 | 134-484 | .277 | 323-505 | .640 | 1129 | 37.6 | 451 | 496 | 137 | 329 | 1969 | 65.6 |
| | Opp. | 30 | 704-1786 | .394 | 144-454 | .317 | 377-549 | .687 | 1279 | 42.6 | 411 | 619 | 102 | 257 | 1929 | 64.3 |
| 2009-10 | Miami | 36 | 972-2349 | .414 | 228-669 | .341 | 521-767 | .679 | 1523 | 42.3 | 506 | 601 | 147 | 398 | 2693 | 74.8 |
| | Opp. | 36 | 859-2196 | .391 | 202-640 | .316 | 462-669 | .691 | 1451 | 40.3 | 484 | 736 | 109 | 276 | 2382 | 66.2 |
| 2010-11 | Miami | 33 | 934-2182 | .428 | 201-662 | .304 | 567-825 | .687 | 1354 | 41.0 | 496 | 547 | 136 | 452 | 2636 | 79.9 |
| | Opp. | 33 | 756-1960 | .386 | 162-547 | .296 | 396-565 | .701 | 1314 | 39.8 | 402 | 810 | 91 | 263 | 2070 | 62.7 |
| 2011-12 | Total | 32 | 887-2135 | .415 | 199-625 | .318 | 457-646 | .707 | 1386 | 43.3 | 481 | 537 | 132 | 414 | 2430 | 75.9 |
| | Opp. | 32 | 687-1870 | .367 | 110-416 | .264 | 347-504 | .688 | 1217 | 38.0 | 357 | 735 | 112 | 241 | 1831 | 57.2 |
| 2012-13 | Miami | 32 | 751-1943 | .387 | 134-483 | .277 | 445-639 | .696 | 1399 | 43.7 | 412 | 604 | 135 | 297 | 2081 | 65.0 |
| | Opp. | 32 | 703-1945 | .361 | 121-427 | .283 | 369-563 | .655 | 1245 | 38.9 | 384 | 604 | 98 | 310 | 1896 | 59.2 |
| 2013-14 | Miami | 31 | 794-1968 | .403 | 176-582 | .302 | 395-597 | .662 | 1254 | 40.5 | 393 | 470 | 135 | 267 | 2159 | 69.6 |
| | Opp. | 31 | 714-1875 | .381 | 166-534 | .311 | 422-660 | .639 | 1310 | 42.3 | 391 | 546 | 93 | 214 | 2016 | 65.0 |
| 2014-15 | Miami | 33 | 796-2026 | .393 | 216-686 | .315 | 419-626 | .669 | 1288 | 39.0 | 353 | 472 | 138 | 302 | 2227 | 67.5 |
| | Opp. | 33 | 718-1834 | .391 | 160-501 | .319 | 415-618 | .672 | 1282 | 38.8 | 365 | 605 | 98 | 214 | 2011 | 60.9 |
| 2015-16 | Miami | 33 | 890-2067 | .431 | 217-644 | .337 | 337-530 | .636 | 1310 | 39.7 | 514 | 514 | 114 | 321 | 2334 | 70.7 |
| | Opp. | 33 | 734-1910 | .384 | 159-503 | .316 | 376-572 | .657 | 1235 | 37.4 | 381 | 624 | 110 | 239 | 2003 | 60.7 |
| 2016-17 | Miami | 33 | 889-2013 | .442 | 200-593 | .337 | 401-594 | .675 | 1257 | 38.1 | 464 | 524 | 118 | 307 | 2379 | 72.1 |
| | Opp. | 33 | 760-1908 | .398 | 178-599 | .297 | 387-607 | .638 | 1159 | 35.1 | 381 | 582 | 112 | 228 | 2085 | 63.2 |
| 2017-18 | Miami | 32 | 835-1944 | .430 | 162-535 | .303 | 442-648 | .682 | 1260 | 39.4 | 441 | 558 | 110 | 308 | 2274 | 71.1 |
| | Opp. | 32 | 730-1890 | .386 | 183-619 | .296 | 408-589 | .693 | 1167 | 36.5 | 398 | 624 | 109 | 267 | 2051 | 64.1 |
| 2018-19 | Miami | 34 | 907-2016 | .450 | 236-659 | .358 | 451-662 | .681 | 1440 | 42.4 | 517 | 536 | 132 | 222 | 2501 | 73.6 |
| | Opp. | 34 | 773-2137 | .362 | 248-807 | .307 | 366-516 | .709 | 1190 | 35.0 | 442 | 455 | 104 | 241 | 2160 | 63.5 |

# YEAR-BY-YEAR TEAM STATS

Since 1979

| Year | | G | FG-FGA | Pct | 3FG-FGA | Pct | FT-FTA | Pct | Reb | Avg | A | TO | Blk | Stl | Pts | Avg |
|---|---|---|---|---|---|---|---|---|---|---|---|---|---|---|---|---|
| 2019-20 | Miami | 30 | 681-1768 | .385 | 203-652 | .311 | 361-552 | .654 | 1141 | 38.0 | 384 | 514 | 113 | 260 | 1926 | 64.2 |
| | Opp. | 30 | 707-1753 | .403 | 175-556 | .315 | 378-504 | .750 | 1104 | 36.8 | 427 | 496 | 84 | 195 | 1967 | 65.6 |
| 2020-21 | Miami | 22 | 530-1335 | .397 | 147-498 | .295 | 246-368 | .668 | 808 | 36.7 | 272 | 302 | 36 | 156 | 1453 | 66.0 |
| | Opp. | 22 | 555-1344 | .413 | 155-527 | .294 | 206-297 | .694 | 862 | 39.2 | 307 | 337 | 63 | 136 | 1471 | 66.9 |
| 2021-22 | Miami | 34 | 766-1925 | .398 | 205-677 | .303 | 333-479 | .695 | 843 | 36.1 | 442 | 567 | 112 | 308 | 2070 | 60.9 |
| | Opp. | 34 | 714-1887 | .378 | 183-614 | .298 | 374-530 | .706 | 819 | 35.5 | 408 | 605 | 120 | 240 | 1985 | 58.4 |
| 2022-23 | Miami | 35 | 910-2106 | .432 | 184-596 | .309 | 433-600 | .722 | 1336 | 38.2 | 512 | 557 | 85 | 301 | 2437 | 69.6 |
| | Opp. | 35 | 824-2013 | .409 | 201-648 | .310 | 378-549 | .689 | 1150 | 32.9 | 501 | 569 | 117 | 227 | 2227 | 63.6 |
| 2023-24 | Miami | 31 | 802-1857 | .432 | 201-625 | .322 | 261-404 | .646 | 1186 | 38.3 | 401 | 499 | 117 | 272 | 2066 | 66.6 |
| | Opp. | 31 | 678-1814 | .374 | 199-654 | .304 | 316-425 | .744 | 1086 | 35.0 | 420 | 523 | 93 | 224 | 1871 | 60.4 |

# HURRICANE HISTORY


Year-By-Year Records ..... 115
All-Time Results ..... 116-132
Series Records ..... 133-135
Series Results ..... 136-154
History vs. Conferences ..... 155-156
ACC/Big 10 Challenge History ..... 157
Conference Tournament History ..... 158-160
NCAA Tournament History ..... 161-162
WNIT & AIAW Tournament History ..... 163
NCAA Tournament Teams ..... 164-169
WNIT Teams ..... 170-171
Hurricanes in the Polls ..... 172-173
Hurricane Honors ..... 174-178
UM Sports HOF, ACC Legends & Pro Canes ..... 179
Past Coaches ..... 180
Hurricane Letter Winners ..... 181-183
Hurricane Jersey Numbers ..... 184-186
Retired/Honored Jerseys ..... 187-190
All-Time Career Stats ..... 191-216

# YEAR-BY-YEAR RECORDS

| Season | Coach | Overall | Non-Con. | Conf. | Record | Finish | Home | Away | Neutral | Postseason |
|---|---|---|---|---|---|---|---|---|---|---|
| 1972-73 | Barry Schimer | 2-6 | N/A | FAIAW | N/A | 5th* | 1-1 | 1-3 | 0-2 | — |
| 1973-74 | Barry Schimer | 6-3 | N/A | FAIAW | N/A | 5th* | 2-0 | 4-1 | 0-2 | — |
| 1974-75 | Barry Schimer | 8-6 | N/A | FAIAW | N/A | 2nd* | 3-0 | 3-2 | 2-4 | — |
| ***Schimer's Totals*** | | ***16-15*** | **—** | **—** | **—** | **—** | ***6-1*** | ***8-6*** | ***2-8*** | **—** |
| 1975-76 | Shula Feuer | 7-13 | N/A | FAIAW | N/A | 5th* | 3-4 | 2-4 | 2-5 | — |
| 1976-77 | Shula Feuer | 9-11 | N/A | FAIAW | N/A | T-3rd* | 8-3 | 1-6 | 0-2 | — |
| ***Feuer's Totals*** | | ***16-24*** | **—** | **—** | **—** | **—** | ***11-7*** | ***3-10*** | ***2-7*** | |
| 1977-78 | Isabella Hutchinson | 8-8 | N/A | FAIAW | N/A | 5th* | 3-2 | 3-3 | 2-3 | — |
| ***Hutchinson's Totals*** | | ***8-8*** | **—** | **—** | **—** | **—** | ***3-2*** | ***3-3*** | ***2-3*** | **—** |
| 1978-79 | Lin Dunn | 10-13 | N/A | FAIAW | N/A | 5th* | 5-3 | 4-5 | 1-5 | — |
| 1979-80 | Lin Dunn | 18-16 | N/A | FAIAW | N/A | T-3rd* | 9-7 | 7-6 | 2-3 | — |
| 1980-81 | Lin Dunn | 24-15 | N/A | FAIAW | N/A | 1st* | 17-6 | 4-7 | 3-2 | AIAW First Round |
| 1981-82 | Lin Dunn | 19-10 | N/A | FAIAW | N/A | T-3rd* | 11-3 | 5-4 | 3-3 | AIAW First Round |
| 1982-83 | Lin Dunn | 14-13 | | — | | | 8-5 | 3-5 | 3-3 | — |
| 1983-84 | Lin Dunn | 19-12 | | — | | | 11-3 | 6-5 | 2-4 | — |
| 1984-85 | Lin Dunn | 21-7 | | — | | | 16-1 | 4-4 | 1-2 | — |
| 1985-86 | Lin Dunn | 9-18 | | — | | | 6-7 | 1-8 | 2-3 | — |
| 1986-87 | Lin Dunn | 15-15 | | — | | | 9-6 | 3-4 | 3-5 | — |
| ***Dunn's Totals*** | | ***149-119*** | **—** | **—** | **—** | **—** | ***92-41*** | ***37-48*** | ***20-30*** | **—** |
| 1987-88 | Ken Patrick | 14-13 | | — | | | 7-6 | 5-7 | 3-0 | — |
| ***Patrick's Totals*** | | ***14-13*** | **—** | **—** | **—** | **—** | ***7-6*** | ***5-7*** | ***3-0*** | **—** |
| 1988-89 | Ferne Labati | 21-8 | | — | | | 11-1 | 7-7 | 3-0 | NCAA First Round |
| 1989-90 | Ferne Labati | 25-6 | | — | | | 13-1 | 8-1 | 4-4 | WNIT First Round |
| 1990-91 | Ferne Labati | 20-10 | 8-7 | NSWAC | 9-3 | 1st^ | 9-6 | 5-4 | 6-0 | — |
| 1991-92 | Ferne Labati | 30-2 | 8-1 | BIG EAST | 18-0 | 1st | 17-0 | 11-1 | 2-1 | NCAA Sweet 16 |
| 1992-93 | Ferne Labati | 24-7 | 5-3 | BIG EAST | 15-3 | T-1st | 13-3 | 9-4 | 2-0 | NCAA Second Round |
| 1993-94 | Ferne Labati | 10-17 | 3-5 | BIG EAST | 7-11 | T-6th | 7-5 | 2-8 | 1-4 | — |
| 1994-95 | Ferne Labati | 11-16 | 3-5 | BIG EAST | 8-10 | 6th | 6-7 | 5-7 | 0-2 | — |
| 1995-96 | Ferne Labati | 14-13 | 5-3 | BIG EAST | 9-9 | T-4th | 10-6 | 4-6 | 0-1 | — |
| 1996-97 | Ferne Labati | 15-14 | 5-3 | BIG EAST | 8-10 | T-6th | 8-5 | 5-8 | 2-1 | — |
| 1997-98 | Ferne Labati | 19-10 | 5-3 | BIG EAST | 13-5 | 3rd | 12-1 | 5-8 | 2-1 | NCAA First Round |
| 1998-99 | Ferne Labati | 15-14 | 5-3 | BIG EAST | 9-9 | T-6th | 10-4 | 4-10 | 1-0 | WNIT First Round |
| 1999-00 | Ferne Labati | 14-15 | 6-5 | BIG EAST | 7-9 | T-6th | 9-8 | 4-6 | 1-1 | — |
| 2000-01 | Ferne Labati | 13-15 | 7-4 | BIG EAST | 6-10 | T-8th | 11-6 | 2-8 | 0-1 | — |
| 2001-02 | Ferne Labati | 19-12 | 7-4 | BIG EAST | 10-6 | 5th | 12-3 | 5-8 | 2-1 | WNIT First Round |
| 2002-03 | Ferne Labati | 18-13 | 8-3 | BIG EAST | 8-8 | 7th | 11-4 | 5-7 | 2-2 | NCAA First Round |
| 2003-04 | Ferne Labati | 22-7 | 11-0 | BIG EAST | 11-5 | T-4th | 12-2 | 7-3 | 3-2 | NCAA First Round |
| 2004-05 | Ferne Labati | 13-16 | 8-5 | ACC | 4-10 | 9th | 9-5 | 2-9 | 2-2 | — |
| ***Labati's Totals*** | | ***303-195*** | ***94-54*** | **—** | ***186-122*** | **—** | ***180-67*** | ***90-105*** | ***33-23*** | **—** |
| 2005-06 | Katie Meier | 17-13 | 10-3 | ACC | 6-8 | 6th | 13-5 | 4-6 | 0-2 | WNIT Second Round |
| 2006-07 | Katie Meier | 11-19 | 9-6 | ACC | 2-12 | 11th | 9-6 | 2-13 | 0-0 | — |
| 2007-08 | Katie Meier | 9-21 | 7-8 | ACC | 2-12 | T-10th | 6-13 | 2-6 | 1-2 | — |
| 2008-09 | Katie Meier | 13-17 | 11-4 | ACC | 2-12 | T-10th | 9-9 | 4-7 | 0-1 | — |
| 2009-10 | Katie Meier | 22-14 | 13-2 | ACC | 4-10 | T-10th | 13-6 | 9-7 | 0-1 | WNIT Finals |
| 2010-11 | Katie Meier | 28-5 | 14-1 | ACC | 12-2 | T-1st | 20-0 | 6-3 | 2-2 | NCAA Second Round |
| 2011-12 | Katie Meier | 26-6 | 11-2 | ACC | 14-2 | 2nd | 16-0 | 9-5 | 1-1 | NCAA Second Round |
| 2012-13 | Katie Meier | 21-11 | 9-2 | ACC | 11-7 | T-4th | 15-3 | 5-7 | 0-2 | NCAA First Round |
| 2013-14 | Katie Meier | 16-15 | 8-5 | ACC | 8-8 | 8th | 10-9 | 6-5 | 0-1 | WNIT First Round |
| 2014-15 | Katie Meier | 20-13 | 10-3 | ACC | 8-8 | 8th | 15-3 | 2-9 | 3-1 | NCAA Second Round |
| 2015-16 | Katie Meier | 24-9 | 12-1 | ACC | 10-6 | T-5th | 13-3 | 8-3 | 3-3 | NCAA First Round |
| 2016-17 | Katie Meier | 24-9 | 11-1 | ACC | 10-6 | 7th | 14-2 | 7-5 | 3-2 | NCAA Second Round |
| 2017-18 | Katie Meier | 21-11 | 10-3 | ACC | 10-6 | T-6th | 13-5 | 5-4 | 2-3 | NCAA First Round |
| 2018-19 | Katie Meier | 25-9 | 12-3 | ACC | 12-4 | 4th | 17-3 | 6-5 | 2-1 | NCAA Second Round |
| 2019-20 | Katie Meier | 15-15 | 8-3 | ACC | 7-11 | T-11th | 12-6 | 2-8 | 1-1 | N/A # |
| 2020-21 | Katie Meier | 11-11 | 3-0 | ACC | 8-10 | T-9th | 8-4 | 3-6 | 0-1 | — |
| 2021-22 | Katie Meier | 21-13 | 11-5 | ACC | 10-8 | T-7th | 12-4 | 5-6 | 4-3 | NCAA Second Round |
| 2022-23 | Katie Meier | 22-13 | 11-6 | ACC | 11-7 | T-6th | 14-4 | 5-7 | 3-2 | NCAA Elite Eight |
| 2023-24 | Katie Meier | 19-12 | 11-2 | ACC | 8-10 | 9th | 14-4 | 4-6 | 1-2 | — |
| ***Meier's Totals$*** | | ***365-236*** | ***188-60*** | **—** | ***155-149*** | **—** | ***240-89*** | ***94-118*** | ***26-31*** | |
| ***Overall Totals (51 seasons)*** | | ***871-610*** | ***245-117*** | | ***297-257 (159-159 ACC)*** | | ***542-213 (260-98 at Watsco*)*** | ***240-297*** | ***88-102*** | ***24 Postseasons (19-25)*** |

*^ Finish based off postseason conference tournament*

** Watsco Center record is from Jan. 15, 2003 to present except for a game on Dec. 1, 2006 played at the Knight Sports Complex*

*# In 2019-20, all postseason play was canceled due to the novel coronavirus (COVID-19)*

*$ Katie Meier was suspended for the first three games of the 2022-23 season -- Miami's three wins were credited to associate head coach Fitzroy Anthony*

# ALL-TIME RESULTS

## 1972-73

**Record: 2-6 (1-1 H, 1-3 A, 0-2 N)**

**Head Coach: Barry Schimer**

| Date | W/L | Opponent | Score |
|---|---|---|---|
| J9 | L | MIAMI-DADE NORTH | 37-21 |
| J12 | W | at Broward Central | 36-26 |
| F8 | L | at Miami-Dade South | 56-26 |
| F13 | W | BROWARD CENTRAL | 41-25 |
| F15 | L | at Barry College | 51-45 |
| F22 | L | at Miami-Dade North | 47-36 |
| F26 | L | vs. Florida Tech= | 38-31 |
| F27 | L | vs. Florida A&M= | 55-47 |

*= FAIAW State Championship Tournament (Miami, Fla.)*

## 1973-74

**Record: 6-3 (2-0 H, 4-1 A, 0-2 N)**

**Head Coach: Barry Schimer**

| Date | W/L | Opponent | Score |
|---|---|---|---|
| J30 | W | at Broward Central | 43-27 |
| F1 | W | at Barry College | 44-41 |
| F12 | W | at Miami-Dade South | 48-47 |
| F13 | W | at Miami-Dade North | 29-23 |
| F18 | L | at Miami-Dade North | 38-36 |
| F19 | W | BARRY COLLEGE | 41-33 |
| F21 | W | BROWARD CENTRAL | 44-28 |
| F26 | L | vs. Flagler= | 74-38 |
| F27 | L | vs. Florida Tech= | 41-36 |

*= FAIAW State Championship Tournament (Miami, Fla.)*

## 1974-75

**Record: 8-6 (3-0 H, 3-2 A, 2-4 N)**

**Head Coach: Barry Schimer**

| Date | W/L | Opponent | Score |
|---|---|---|---|
| NA | W | at Miami-Dade Downtown | 65-21 |
| NA | W | MIAMI-DADE DOWNTOWN | 58-26 |
| NA | L | at Flagler^ | 62-49 |
| NA | L | vs. Florida^ | 58-45 |
| NA | L | vs. Miami-Dade North^ | 65-49 |
| NA | W | MIAMI-DADE NORTH | 44-38 |
| NA | W | at Broward Central | 49-19 |
| NA | W | BROWARD CENTRAL | 61-26 |
| NA | W | at Miami-Dade South | 60-52 |
| NA | L | at Miami-Dade North | 54-46 |
| NA | L | vs. Florida= | 67-32 |
| NA | W | vs. Florida A&M= | 59-38 |
| NA | W | vs. Florida Tech= | 53-32 |
| NA | L | vs. Florida State= | 59-45 |

*^ Flagler Invitational (St. Augustine, Fla.)*
*= FAIAW State Championship Tournament (Lake City, Fla.)*

## 1975-76

**Record: 7-13 (3-4 H, 2-4 A, 2-5 N)**

**Head Coach: Shula Feuer**

| Date | W/L | Opponent | Score |
|---|---|---|---|
| J3 | L | MARYMACK (MO) | 63-53 |
| J14 | W | HOMESTEAD AFB | 100-20 |
| J17 | L | FLORIDA TECH | 60-57 |
| J20 | L | at Miami-Dade South | 49-40 |
| J22 | W | at Miami-Dade Downtown | 74-54 |
| J27 | L | MIAMI-DADE NORTH | 80-58 |
| J29 | W | FIU | 56-38 |
| F2 | L | at Broward Central | 69-65 |
| F3 | W | MIAMI-DADE DOWNTOWN | 71-38 |
| F6 | W | vs. USF^ | 59-52 |
| F7 | L | vs. Miami-Dade South^ | 62-60 |
| F7 | W | vs. Florida Tech^ | 60-55 |
| F9 | L | at Florida | 103-53 |
| F11 | L | at Miami-Dade North | 64-49 |
| F17 | L | FIU | 57-50 |
| F20 | L | vs. Florida& | 83-41 |
| F21 | L | vs. Broward Central& | 91-65 |
| F23 | W | at Homestead AFB | 63-50 |
| F26 | L | vs. FIU= | 59-57 |
| F27 | L | vs. USF= | 71-46 |

*^ Flager Invitational (St. Augustine, Fla.)*
*& Miami-Dade North CC Invitational (Miami, Fla.)*
*= FAIAW State Championship Tournament (Lake City, Fla.)*

## 1976-77

**Record: 9-11 (8-3 H, 1-6 A, 0-2 N)**

**Head Coach: Shula Feuer**

| Date | W/L | Opponent | Score |
|---|---|---|---|
| J9 | W | MANHATTANVILLE | 48-46 |
| J13 | W | at Miami-Dade Downtown | 75-56 |
| J24 | L | at Miami-Dade North | 106-69 |
| J26 | W | MIAMI-DADE SOUTH | 42-39 |
| J28 | L | at USF | 59-46 |
| J29 | L | at Tampa | 50-45 |
| F1 | L | at FIU | 57-49 |
| F4 | L | at Broward Central | 69-59 |
| F6 | W | STETSON | 74-59 |
| F7 | L | at Miami-Dade South | 56-50 |
| F8 | L | FLORIDA | 75-28 |
| F10 | W | MIAMI-DADE DOWNTOWN | 67-45 |
| F14 | W | FIU | 73-65 |
| F16 | W | BROWARD CENTRAL | 75-64 |
| F18 | L | vs. Broward Central& | 72-65 |
| F19 | L | vs. FIU& | 52-48 |
| F22 | W | MIAMI-DADE NORTH | 75-68 |
| F24 | W | FIU= | 64-51 |
| F25 | L | FLORIDA= | 73-41 |
| F26 | L | FIU= | 66-58 |

*& Miami-Dade North CC Invitational (Miami, Fla.)*
*= FAIAW State Championship Tournament (Coral Gables, Fla.)*

## 1977-78

**Record: 8-8 (3-2 H, 3-3 A, 2-3 N)**

**Head Coach: Isabella Hutchinson**

| Date | W/L | Opponent | Score |
|---|---|---|---|
| J16 | W | at Miami-Dade New World | 63-57 |
| J20 | W | MIAMI-DADE SOUTH | 73-69 |
| J23 | W | FIU | 71-42 |
| J25 | W | at Miami-Dade North | 88-34 |
| J27 | L | USF | 71-65 |
| J28 | L | at Florida | 84-47 |
| F1 | L | at Broward Central | 59-47 |
| F7 | L | at Miami-Dade South | 53-46 |
| F8 | W | at FIU | 54-50 |
| F13 | W | MIA-DADE NEW WORLD | 67-41 |

| | | | |
|---|---|---|---|
| F17 | W | vs. Miami-Dade New World& | 54-41 |
| F18 | W | vs. FIU& | 50-43 |
| F18 | L | vs. Miami-Dade South& | 69-59 |
| F21 | L | BROWARD CENTRAL | 70-62 |
| F23 | L | vs. Florida= | 76-55 |
| F24 | L | vs. Florida State= | 66-56 |

*& Miami-Dade North CC Invitational (Miami, Fla.)*
*= FAIAW State Championship Tournament (Tampa, Fla.)*

## 1978-79

**Record: 10-13 (5-3 H, 4-5 A, 1-5 N)**
**Head Coach: Lin Dunn**

| Date | W/L | Opponent | Score |
|---|---|---|---|
| NA | L | at Broward Central | 77-61 |
| NA | L | at Florida State | 79-53 |
| NA | L | at Florida A&M | 67-37 |
| NA | W | MIAMI-DADE NEW WORLD | 52-35 |
| NA | W | at Tampa | 56-49 |
| NA | L | at USF | 72-33 |
| NA | W | MIAMI-DADE NORTH | 74-42 |
| NA | L | vs. UCF^ | 69-51 |
| NA | L | vs. Stetson^ | 66-57 |
| NA | L | BROWARD CENTRAL | 93-82 |
| NA | W | MIAMI-DADE SOUTH | 66-60 |
| NA | L | FLORIDA STATE | 74-64 |
| NA | W | FIU | 74-44 |
| NA | L | FLORIDA A&M | 90-58 |
| NA | L | at Stetson | 60-44 |
| NA | W | FIU | 86-58 |
| NA | W | at Miami-Dade North | 97-61 |
| NA | L | vs. Broward Central& | 81-58 |
| NA | W | vs. Miami-Dade New World& | 79-54 |
| NA | W | at Miami-Dade North& | 86-44 |
| NA | W | at Miami-Dade New World | 81-63 |
| NA | L | vs. Florida State= | 73-57 |
| NA | L | vs. USF= | 85-45 |

*^ Flagler Invitational (St. Augustine, Fla.)*
*& Miami-Dade North CC Invitational (Miami, Fla.)*
*= FAIAW State Championship Tournament (Orlando, Fla.)*

## 1979-80

**Record: 18-16 (9-7 H, 7-6 A, 2-3 N)**
**Head Coach: Lin Dunn**

| Date | W/L | Opponent | Score |
|---|---|---|---|
| N28 | W | at Broward Central | 101-38 |
| D1 | W | MIAMI-DADE NORTH | 77-56 |
| D8 | W | at Miami-Dade North | 90-66 |
| D10 | W | at Miami-Dade New World | 98-35 |
| D11 | W | MIAMI-DADE SOUTH | 84-71 |
| D14 | L | FLORIDA STATE | 82-64 |
| D17 | L | ORAL ROBERTS | 68-58 |
| D31 | L | KANSAS | 101-62 |
| J1 | L | LAMAR | 78-56 |
| J2 | L | EDINBORO STATE | 70-62 |
| J4 | L | ALABAMA | 73-61 |
| J6 | W | UPPER IOWA | 70-39 |
| J7 | W | ARMY WEST POINT | 73-62 |
| J10 | W | MIAMI-DADE NEW WORLD | 89-54 |
| J12 | L | FLORIDA | 80-71 |
| J15 | W | FIU | 98-41 |
| J18 | L | at Florida Southern | 71-69 |
| J19 | W | at USF | 84-72 |
| J22 | L | at Florida State | 93-74 |
| J26 | L | vs. USF^ | 81-76 |
| J27 | W | at Flagler^ | 74-73 |
| F2 | W | USF | 72-55 |
| F5 | W | FIU | 83-35 |
| F8 | L | at Stetson | 72-50 |
| F9 | L | at UCF | 57-56 |
| F12 | W | BROWARD CENTRAL | 104-35 |
| F14 | W | vs. Miami-Dade New World& | 85-19 |
| F15 | W | at Miami-Dade North& | 55-52 |
| F16 | W | vs. Flagler& | 64-62 |
| F18 | L | at Florida | 77-66 |
| F20 | L | vs. Florida= | 81-66 |
| F21 | W | at USF= | 84-77 |
| F22 | L | vs. Florida State= | 72-61 |
| F28 | L | at Miami-Dade South | 60-57 |

*^ Flagler Invitational (St. Augustine, Fla.)*
*& Miami-Dade North CC Invitational (Miami, Fla.)*
*= FAIAW State Championship Tournament (Tampa, Fla.)*

## 1980-81

**Record: 24-15 (17-6 H, 4-7 A, 3-2 N)**
**Head Coach: Lin Dunn**

| Date | W/L | Opponent | Score |
|---|---|---|---|
| N17 | W | BROWARD CENTRAL | 87-49 |
| N21 | L | at UAB& | 79-63 |
| N22 | L | vs. South Alabama& | 74-51 |
| N24 | W | USF | 78-60 |
| D2 | W | MIAMI-DADE SOUTH | 75-51 |
| D6 | L | at Florida State | 87-73 |
| D7 | L | at Florida A&M | 72-50 |
| D10 | W | MIAMI-DADE NEW WORLD | 82-55 |
| D15 | W | GEORGIA TECH | 86-80 |
| D28 | W | WEST VIRGINIA% | (OT) 89-87 |
| D29 | L | JACKSON STATE% | 71-45 |
| D30 | W | MIDDLE TENNESSEE% | 80-74 |
| J1 | W | WEST KENTUCKY$ | 76-65 |
| J2 | L | DRAKE$ | 101-63 |
| J4 | L | ST. JOSEPH'S$ | 73-52 |
| J5 | L | AUBURN | 78-72 |
| J9 | W | at USF | 59-41 |
| J10 | L | at Florida | 84-55 |
| J16 | L | at NC State | 97-50 |
| J17 | L | vs. North Carolina+ | 75-61 |
| J20 | W | BETHUNE-COOKMAN (forfeit) | 2-0 |
| J22 | W | MIAMI-DADE NORTH | 80-60 |
| J23 | L | UAB | 83-71 |
| J27 | W | FIU | 109-56 |
| J31 | L | FLORIDA STATE | 62-55 |
| F3 | L | at Miami-Dade South | 63-60 |
| F6 | W | UCF | 86-75 |
| F7 | W | FLORIDA | 75-64 |
| F10 | W | at Miami-Dade New World | 72-57 |
| F13 | W | at Broward Central | 69-50 |
| F14 | W | STETSON | 70-58 |
| F15 | W | DAYTON | 62-58 |
| F20 | W | FLORIDA A&M | 79-47 |
| F21 | W | FIU | 84-56 |
| F23 | W | at Miami-Dade North | 58-48 |
| F26 | W | vs. USF= | 69-47 |
| F27 | W | vs. Florida State= | 79-70 |

| | | | |
|---|---|---|---|
| F28 | W | vs. Florida= | 65-59 |
| M5 | L | at Southern Miss@ | 80-75 |

*& UAB Invitational (Birmingham, Ala.)*
*% Hurricane Christmas Classic (Coral Gables, Fla.)*
*$ Hurricane New Year's Classic (Coral Gables, Fla.)*
*+ at NC State (Raleigh, N.C.)*
*=FAIAW State Championship Tournament (Daytona Beach, Fla.)*
*@ AIAW Region III Championships (Hattiesburg, Miss.)*

## 1981-82

**Record: 19-10 (11-3 H, 5-4 A, 3-3 N)**

**Head Coach: Lin Dunn**

| Date | W/L | Opponent | Score |
|---|---|---|---|
| N23 | W | USF | 87-52 |
| N27 | W | at Florida Memorial | 75-47 |
| D5 | W | FLORIDA | 87-85 |
| D12 | L | FLORIDA STATE | 77-74 |
| D15 | W | vs. UCF# | 66-63 |
| D17 | W | vs. Carson-Newman# | 88-73 |
| D19 | L | vs. Clemson# | 74-59 |
| D29 | L | GEORGIA STATE% | 63-60 |
| D30 | W | MERCER% | 68-67 |
| J2 | W | EAST CAROLINA$ | 60-56 |
| J4 | W | AUSTIN PEAY$ | 74-52 |
| J5 | L | EAST TENNESSEE$ | 70-44 |
| J9 | W | HOUSTON | 64-47 |
| J11 | W | at FIU | 78-59 |
| J15 | W | at Stetson | 95-65 |
| J16 | W | at USF | 60-48 |
| J20 | L | at Florida | 80-73 |
| J26 | W | FIU | 69-66 |
| J28 | W | FLORIDA MEMORIAL | 100-54 |
| J30 | W | TAMPA | 81-33 |
| F1 | W | FLORIDA A&M | 66-62 |
| F6 | W | STETSON | 75-67 |
| F13 | L | at Florida State | 66-52 |
| F15 | L | at Florida A&M | 69-64 |
| F20 | L | at Georgia | 91-51 |
| F22 | W | at Georgia State | 72-66 |
| M4 | W | vs. Stetson= | 75-60 |
| M5 | L | vs. Florida State= | 84-80 |
| M7 | L | vs. Delta State@ | 81-66 |

*^ South Florida Invitational (Tampa, Fla.)*
*% Hurricane Christmas Classic (Coral Gables, Fla.)*
*$ Hurricane New Year's Classic (Coral Gables, Fla.)*
*= FAIAW State Championship Tournament (Daytona Beach, Fla.)*
*@ AIAW Region III Championships (Tallahassee, Fla.)*

## 1982-83

**Record: 14-13 (8-5 H, 3-6 A, 3-2 N)**

**Head Coach: Lin Dunn**

| Date | W/L | Opponent | Score |
|---|---|---|---|
| N19 | W | FLORIDA MEMORIAL | 88-40 |
| D4 | L | at FIU | 89-73 |
| D11 | W | at USF | 75-63 |
| D14 | W | LAWRENCE | 74-34 |
| D15 | L | vs. UT Martin+ | 85-81 |
| D17 | L | vs. Ohio State# | 91-63 |
| D18 | W | vs. Tampa# | 77-68 |
| D19 | L | vs. Georgia State# | 83-69 |
| D28 | L | FAIRFIELD% | 76-71 |
| D30 | L | NEBRASKA% | 76-74 |
| D31 | W | PITTSBURGH% | (2OT) 79-75 |
| J2 | W | MILLIKIN$ | 66-62 |
| J3 | W | ROBERT MORRIS$ | 56-45 |
| J4 | W | WESTERN ILLINOIS$ | 80-63 |
| J7 | W | vs. Georgia State^ | 71-66 |
| J8 | W | vs. Wake Forest^ | 81-65 |
| J14 | W | at Stetson | 77-64 |
| J17 | W | at Florida Memorial | 89-71 |
| J22 | L | at Florida A&M | 65-58 |
| J24 | L | at UCF | 70-60 |
| J28 | W | RICE | 87-57 |
| F5 | W | STETSON | 83-61 |
| F12 | L | at USF | 64-63 |
| F14 | L | at Florida | 78-64 |
| F18 | L | FLORIDA A&M | (OT) 80-78 |
| F28 | L | SOUTH CAROLINA | 66-56 |
| M2 | L | FIU | 63-53 |

*+ at Stetson (DeLand, Fla.)*
*# South Florida Invitational (Tampa, Fla.)*
*% Hurricane Christmas Classic (Coral Gables, Fla.)*
*$ Hurricane New Year's Classic (Coral Gables, Fla.)*
*^ Stetson Hatter Classic (DeLand, Fla.)*

## 1983-84

**Record: 19-12 (11-3 H, 6-5 A, 2-4 N)**

**Head Coach: Lin Dunn**

| Date | W/L | Opponent | Score |
|---|---|---|---|
| N18 | W | FLORIDA MEMORIAL | 76-56 |
| N25 | L | vs. North Carolina+ | 77-65 |
| N26 | L | at NC State | 60-54 |
| D2 | W | LAMAR | 71-62 |
| D3 | L | SOUTH CAROLINA STATE | 73-69 |
| D7 | W | USF | 81-64 |
| D11 | L | at Florida | 78-58 |
| D17 | W | TAMPA | 82-57 |
| D28 | L | PROVIDENCE# | 70-60 |
| D29 | W | AUGUSTANA# | 77-50 |
| D31 | W | TOLEDO# | 88-77 |
| J1 | W | NORTH DAKOTA STATE@ | 64-61 |
| J2 | W | WESTERN KENTUCKY@ | 65-58 |
| J4 | W | MEMPHIS STATE@ | 76-73 |
| J6 | W | vs. SW Louisiana^ | 84-78 |
| J7 | W | at Stetson^ | 89-54 |
| J13 | L | at Florida State% | 76-64 |
| J14 | L | vs. Temple% | 87-69 |
| J20 | W | at USF | 88-68 |
| J24 | W | FIU | 82-64 |
| J28 | W | STETSON | 79-52 |
| F2 | L | at St. John's | 79-69 |
| F4 | W | at Rutgers | 63-58 |
| F6 | L | FLORIDA | 55-53 |
| F10 | W | at Tampa | 73-64 |
| F11 | W | at Stetson | 80-62 |
| F14 | W | at Florida Memorial | 75-43 |
| F22 | L | vs. Idaho$ | 68-66 |
| F24 | L | vs. Georgia State$ | 88-79 |
| F26 | W | vs. Pepperdine$ | 67-43 |
| M3 | L | at FIU | (2OT) 83-81 |

*+ at NC State (Raleigh, N.C.)*
*@ Miami Masonic Classic (Coral Gables, Fla.)*
*^ Stetson Hatter Classic (DeLand, Fla.)*
*% Florida State Invitational (Tallahassee, Fla.)*
*$ Alaska Northern Lights Invitational (Anchorage, Alaska)*

# ALL-TIME RESULTS

## 1984-85

**Record: 21-7 (16-1 H, 4-4 A, 1-2 N)**

**Head Coach: Lin Dunn**

| Date | W/L | Opponent | Score |
|---|---|---|---|
| N23 | L | vs. Arkansas# | 79-58 |
| N24 | L | vs. Eastern Kentucky# | 81-74 |
| N26 | W | vs. New Orleans& | 77-57 |
| N27 | L | at Memphis State& | 91-74 |
| D7 | W | at USF | 68-62 |
| D15 | W | FLORIDA STATE | 79-65 |
| D20 | W | DARTMOUTH | 62-52 |
| D27 | W | CLEVELAND STATE% | 95-48 |
| D28 | W | ST. JOHN'S% | 73-59 |
| D30 | W | MICHIGAN STATE% | 78-68 |
| D31 | W | PURDUE% | 69-64 |
| J2 | W | ST. JOSEPH'S$ | 68-65 |
| J4 | W | MURRAY STATE$ | 73-62 |
| J5 | W | MISSOURI$ | 82-81 |
| J8 | W | FORDHAM | 92-73 |
| J11 | W | LAMAR | 89-54 |
| J14 | L | at Florida | 85-68 |
| J16 | L | LOUISIANA STATE | 67-62 |
| J21 | W | at Stetson | 68-58 |
| J25 | W | USF | 91-65 |
| F7 | L | at FIU | 73-72 |
| F9 | W | at Texas A&M | 75-62 |
| F11 | L | at Houston | 83-68 |
| F16 | W | STETSON | 77-46 |
| F18 | W | FLORIDA | 68-53 |
| F25 | W | at Florida State | 74-67 |
| F26 | W | EVANSVILLE | 61-60 |
| M4 | W | FIU | 81-73 |

*# Sunshine State Classic (Orlando, Fla.)*
*& Memphis Classic (Memphis, Tenn.)*
*% Women's Court Christmas Classic (Coral Gables, Fla.)*
*$ Women's Court New Year's Classic (Coral Gables, Fla.)*

## 1985-86

**Record: 9-18 (6-7 H, 1-8 A, 2-3 N)**

**Head Coach: Lin Dunn**

| Date | W/L | Opponent | Score |
|---|---|---|---|
| N29 | L | vs. Iowa& | 83-63 |
| N30 | W | vs. Baylor& | 64-55 |
| D4 | W | UCF | 62-61 |
| D6 | L | GRAMBLING STATE | 81-75 |
| D13 | W | vs. BYU# | 78-74 |
| D14 | L | at Illinois# | 73-47 |
| D17 | W | MERCER | 71-57 |
| D19 | L | EAST CAROLINA | 58-43 |
| D29 | W | SAN DIEGO STATE@ | 88-51 |
| D30 | L | NE LOUISIANA@ | 88-62 |
| D31 | L | MISSISSIPPI@ | 79-61 |
| J3 | L | FAIRFIELD% | 71-68 |
| J4 | W | DAYTON% | 76-62 |
| J5 | L | NOTRE DAME% | 59-53 |
| J10 | L | vs. Louisiana State$ | 94-54 |
| J11 | L | vs. Rhode Island$ | 66-65 |
| J13 | L | at Old Dominion | 86-64 |
| J15 | L | at Florida | 79-58 |
| J25 | L | at Louisiana Tech | 81-40 |
| J27 | L | at Auburn | 92-46 |
| F8 | L | at Kentucky | 108-53 |
| F10 | L | at Iowa | 75-46 |
| F15 | W | at USF | 82-59 |
| F17 | L | at #1 Texas | 112-43 |
| F24 | W | FLORIDA | 70-45 |
| M1 | W | USF | 53-48 |
| M4 | L | FIU | 81-52 |

*& Louisiana State Classic (Baton Rouge, La.)*
*# Illini Classic (Champaign, Ill.)*
*@ Burger King/Orange Bowl Invitational (Coral Gables, Fla.)*
*% Burger King Classic (Coral Gables, Fla.)*
*$ Lady Pirate Classic (Greenville, N.C.)*

## 1986-87

**Record: 15-15 (9-6 H, 3-4 A, 3-5 N)**

**Head Coach: Lin Dunn**

| Date | W/L | Opponent | Score |
|---|---|---|---|
| N28 | W | vs. Monmouth^ | 82-73 |
| N29 | L | vs. Purdue^ | 69-68 |
| D4 | W | GRAMBLING STATE | 67-65 |
| D6 | L | KENTUCKY | 71-55 |
| D13 | L | at Florida | 81-73 |
| D15 | L | FLORIDA STATE | 75-74 |
| D19 | L | at Michigan State# | 63-52 |
| D20 | L | vs. BYU# | 82-80 |
| D22 | W | MINNESOTA | 77-64 |
| D27 | L | OHIO STATE@ | 79-75 |
| D28 | W | TEMPLE@ | 77-70 |
| D29 | L | NORTH CAROLINA@ | 89-71 |
| J2 | W | vs. Holy Cross% | 83-76 |
| J3 | L | vs. Auburn% | 98-55 |
| J4 | L | vs. Maryland% | 84-64 |
| J14 | W | UMES | 82-61 |
| J17 | L | at USF | 84-62 |
| J21 | W | STETSON | 77-65 |
| J29 | W | at Florida State | 80-73 |
| F7 | W | at Notre Dame | 62-61 |
| F9 | L | at Northern Illinois | 77-72 |
| F14 | W | USF | 80-61 |
| F18 | L | FIU | 78-71 |
| F22 | W | FLORIDA | 78-66 |
| F27 | L | vs. Mississippi State$ | 81-67 |
| F28 | W | vs. Gonzaga$ | 79-52 |
| M1 | W | at Alaska-Anchorage$ | 71-62 |
| M5 | L | LOUISIANA TECH | 76-58 |
| M7 | W | TULANE | 76-72 |
| M9 | W | FLORIDA ATLANTIC | 59-43 |

*^ FIU Thanksgiving Classic (Miami, Fla.)*
*# Michigan State Christmas Tournament (East Lansing, Mich.)*
*@ Burger King/Orange Bowl Invitational (Coral Gables, Fla.)*
*% Miami Burger King Classic (Miami, Fla.)*
*$ Northern Lights Invitational (Anchorage, Alaska)*

## 1987-88

**Record: 14-13 (7-6 H, 5-7 A, 2-0 N)**

**Head Coach: Ken Patrick**

| Date | W/L | Opponent | Score |
|---|---|---|---|
| N27 | W | vs. Howard$ | 81-58 |
| N28 | L | at Minnesota$ | 76-72 |
| D1 | W | BETHUNE-COOKMAN | 90-55 |
| D12 | W | at Florida | 69-68 |
| D19 | W | FLORIDA | 84-75 |
| D21 | W | vs. Mercer+ | 93-62 |

| | | | |
|---|---|---|---|
| D28 | L | VIRGINIA@ | 78-69 |
| D29 | L | AUBURN@ | 96-48 |
| D30 | L | ILLINOIS@ | 85-83 |
| J7 | L | NOTRE DAME | 83-68 |
| J9 | L | OLD DOMINION | 93-79 |
| J11 | W | FLORIDA A&M | 104-86 |
| J13 | L | at Maine | 76-56 |
| J20 | W | at UCF | 93-82 |
| J27 | L | at Arizona | 78-71 |
| J28 | L | at Arizona State | 78-74 |
| J31 | W | USF | 82-71 |
| F4 | L | at Florida A&M | 89-88 |
| F6 | W | NORTHERN ILLINOIS | 88-80 |
| F8 | W | at Stetson | 67-63 |
| F13 | L | FIU | 79-69 |
| F15 | W | FLORIDA ATLANTIC | 87-66 |
| F20 | L | at Bethune-Cookman | 80-72 |
| F23 | L | at FIU | 79-70 |
| F25 | W | UCF | 103-87 |
| F29 | W | at North Carolina | 75-69 |
| M6 | W | at USF | 76-60 |

*$ Minnesota Dial Classic (Minneapolis, Minn.)*
*+ at Coral Springs, Fla.*
*@ Burger King/Orange Bowl Invitational (Coral Gables, Fla.)*

## 1988-89

**Record: 21-8 (11-1 H, 7-7 A, 3-0 N)**
**Head Coach: Ferne Labati**

| Date | W/L | Opponent | Score |
|---|---|---|---|
| N25 | W | vs. SW Missouri State# | 90-71 |
| N26 | W | vs. Florida State# | 96-85 |
| D2 | L | at Houston& | (OT) 81-76 |
| D3 | W | vs. Northwestern State& | 92-89 |
| D6 | W | at Bethune-Cookman | 77-65 |
| D11 | W | FLORIDA STATE | 88-79 |
| D19 | W | FLORIDA A&M | 103-64 |
| D29 | W | OKLAHOMA% | 69-66 |
| D30 | L | SYRACUSE% | 78-62 |
| J4 | L | at Purdue | 79-65 |
| J8 | W | at Detroit | 74-61 |
| J9 | W | at Toledo | 66-52 |
| J11 | W | at Louisville | 59-58 |
| J14 | W | USF | 77-74 |
| J16 | L | at Florida | 75-61 |
| J21 | W | at Florida A&M | 73-66 |
| J24 | W | FLORIDA+ | 75-67 |
| J28 | L | at Rutgers | 97-64 |
| J31 | W | FIU | 83-76 |
| F2 | W | at Mercer | 75-47 |
| F4 | L | at Auburn | 73-44 |
| F6 | W | BARRY | 85-36 |
| F11 | W | UCF | 94-69 |
| F13 | W | STETSON | 69-63 |
| F18 | W | FLORIDA ATLANTIC | 94-77 |
| F22 | W | BETHUNE-COOKMAN | 72-55 |
| F24 | W | at FIU | 100-85 |
| M4 | L | at USF | 85-82 |
| M15 | L | at Oklahoma State! | 93-69 |

*# Lady Sunshine Tournament (Lake Mary, Fla.)*
*& Lady Cougar Classic (Houston, Texas)*
*% Burger King/Pepsi Classic (Coral Gables, Fla.)*
*+ at Miami Arena (Miami, Fla.)*
*! NCAA Tournament (Stillwater, Okla.)*

## 1989-90

**Record: 25-6 (13-1 H, 8-1 A, 4-4 N)**
**Head Coach: Ferne Labati**

| Date | W/L | Opponent | Score |
|---|---|---|---|
| N29 | W | FLORIDA | 76-61 |
| D1 | W | NIAGARA$ | 88-52 |
| D2 | W | ARIZONA$ | 85-65 |
| D6 | W | at Florida A&M | 77-70 |
| D8 | W | vs. Temple# | 79-73 |
| D9 | L | vs. Kentucky# | 80-71 |
| D16 | W | ILLINOIS-CHICAGO | 70-41 |
| D27 | W | CLEVELAND STATE% | 81-53 |
| D28 | W | MICHIGAN% | 72-64 |
| D29 | L | WASHINGTON% | 85-68 |
| J3 | W | vs. Dist. of Columbia^ | 79-47 |
| J4 | W | vs. James Madison^ | 72-53 |
| J5 | L | vs. Stephen F. Austin^ | 69-62 |
| J9 | W | at Massachusetts | 76-58 |
| J11 | W | at Boston University | 87-69 |
| J13 | W | at Stetson | 88-69 |
| J16 | W | at Florida | 85-73 |
| J18 | W | at USF | 89-72 |
| J22 | W | FLORIDA A&M | 90-56 |
| J25 | W | at Bethune-Cookman | 76-26 |
| F1 | W | FIU | 71-64 |
| F5 | W | BETHUNE-COOKMAN | 76-43 |
| F9 | W | UMKC | 70-58 |
| F10 | W | UCF | 96-74 |
| F17 | L | at Florida State | 95-66 |
| F19 | W | MERCER | 84-62 |
| F23 | W | at FIU | 94-76 |
| M3 | W | USF | 72-59 |
| M22 | W | vs. Illinois State! | 85-83 |
| M23 | L | vs. Kentucky! | 80-68 |
| M24 | L | vs. Charlotte! | 82-80 |

*$ Hurricane Tip-Off Classic (Coral Gables, Fla.)*
*# Felpausch/MSU Holiday Classic (East Lansing, Mich.)*
*% Burger King Classic (Coral Gables, Fla.)*
*^ FIU Sun and Fun Classic (Miami, Fla.)*
*! National Women's Invitational Tourn. (WNIT) (Amarillo, Texas)*

## 1990-91

**Record: 20-10 (9-6 H, 5-4 A, 6-0 N)**
**NSWAC: 9-3 (Tournament Champs)**
**Head Coach: Ferne Labati**

| Date | W/L | Opponent | Score |
|---|---|---|---|
| N23 | W | at Western Michigan | 94-72 |
| N25 | L | at Purdue | 86-56 |
| D4 | W | at Georgia State* | 85-60 |
| D8 | L | RUTGERS | 67-57 |
| D14 | W | TEXAS SOUTHERN | 73-65 |
| D15 | L | TOLEDO | 59-58 |
| D19 | L | FLORIDA STATE | 76-62 |
| D27 | W | SYRACUSE% | 68-53 |
| D28 | L | KANSAS% | 76-48 |
| D29 | L | MICHIGAN STATE% | 79-73 |
| J2 | W | vs. Oklahoma State^ | 74-71 |
| J3 | W | vs. Mississippi^ | 66-64 |
| J4 | W | vs. Murray State^ | 82-60 |
| J9 | L | at UMKC | 53-44 |
| J12 | W | STETSON* | 112-74 |
| J17 | L | at Florida A&M* | 73-65 |

| | | | |
|---|---|---|---|
| J19 | W | at Georgia Southern* | 86-79 |
| J24 | W | GEORGIA STATE* | 68-49 |
| J26 | L | MERCER* | (OT) 86-83 |
| J31 | W | GEORGIA SOUTHERN* | 89-66 |
| F2 | W | FLORIDA A&M* | 78-71 |
| F5 | W | at FIU* | 74-64 |
| F9 | W | HOWARD | 78-58 |
| F14 | L | at Mercer* | 80-71 |
| F16 | W | PORTLAND STATE | 84-63 |
| F20 | W | at Stetson* | 77-63 |
| M2 | W | FIU* | 79-54 |
| M7 | W | vs. Stetson= | 98-77 |
| M8 | W | vs. FIU= | 75-55 |
| M9 | W | vs. Florida A&M= | 73-44 |

** New South Women's Athletic Conference game*
*= NSWAC Tournament (Tallahassee, Fla.)*
*% Pepsi/Church's Holiday Classic (Coral Gables, Fla.)*
*^ FIU Sun and Fun Classic (Miami, Fla.)*

## 1991-92

**Record: 30-2 (17-0 H, 11-1 A, 2-1 N)**
**BIG EAST: 18-0 (Regular Season & Tournament Champs)**
**Head Coach: Ferne Labati**

| Date | W/L | Opponent | Score |
|---|---|---|---|
| N23 | L | at Florida State | (OT) 71-69 |
| D1 | W | FLORIDA | 95-75 |
| D8 | W | at Rutgers | 72-53 |
| D13 | W | TEXAS SOUTHERN | 85-48 |
| D19 | W | No. 10 PURDUE | 65-63 |
| D22 | W | HARVARD | 87-62 |
| D28 | W | Cleveland State% | 91-59 |
| D29 | W | FIU% | 78-53 |
| D30 | W | Georgia Tech% | 78-63 |
| J3 | W | at Boston College* | 78-59 |
| J5 | W | at Seton Hall* | 76-54 |
| J8 | W | GEORGETOWN* | 89-51 |
| J11 | W | at Pittsburgh* | 73-54 |
| J13 | W | at Providence* | 87-83 |
| J17 | W | No. 22 CONNECTICUT* | 70-66 |
| J21 | W | SYRACUSE* | 74-52 |
| J23 | W | at St. John's* | 58-57 |
| J26 | W | at Villanova* | 75-50 |
| F1 | W | BOSTON COLLEGE* | 79-60 |
| F5 | W | SETON HALL* | 68-46 |
| F8 | W | at Georgetown* | 83-76 |
| F11 | W | PITTSBURGH* | 79-64 |
| F16 | W | PROVIDENCE* | 95-69 |
| F21 | W | at Connecticut* | 75-59 |
| F23 | W | at Syracuse* | 79-66 |
| F26 | W | ST. JOHN'S* | 85-63 |
| M1 | W | VILLANOVA* | 84-67 |
| M7 | W | vs. Seton Hall& | 76-62 |
| M8 | W | vs. Providence& | 82-70 |
| M9 | W | at Connecticut& | 56-47 |
| M21 | W | NORTH CAROLINA! | 86-72 |
| M26 | L | vs. Vanderbilt!! | 77-67 |

** BIG EAST Conference game*
*% Pepsi/Church's Holiday Classic (Coral Gables, Fla.)*
*& BIG EAST Tournament (Storrs, Conn.)*
*! NCAA Tournament (Coral Gables, Fla.)*
*!! NCAA Tournament (Charlottesville, Va.)*

## 1992-93

**Record: 24-7 (13-3 H, 8-4 A, 2-0 N)**
**BIG EAST: 15-3 (Co-Regular Season & Tournament Champs)**
**Head Coach: Ferne Labati**

| Date | W/L | Opponent | Score |
|---|---|---|---|
| D6 | W | FLORIDA ATLANTIC | 94-37 |
| D13 | W | at FIU | 80-58 |
| D18 | W | TEXAS SOUTHERN | 98-41 |
| D19 | L | FLORIDA STATE | 64-61 |
| D28 | W | BUCKNELL% | 74-54 |
| D29 | W | APPALACHIAN STATE% | 80-63 |
| D30 | L | TEXAS TECH% | (OT) 75-74 |
| J3 | L | at Seton Hall* | 73-59 |
| J5 | W | at Providence* | 64-52 |
| J9 | W | GEORGETOWN* | 62-55 |
| J15 | W | at Connecticut* | 69-66 |
| J17 | W | at Syracuse* | 65-53 |
| J21 | W | VILLANOVA* | 64-53 |
| J24 | L | ST. JOHN'S* | 65-59 |
| J29 | W | at Pittsburgh* | 55-50 |
| J31 | W | at Boston College* | 80-67 |
| F3 | W | SYRACUSE* | 60-40 |
| F6 | W | PROVIDENCE* | 85-65 |
| F9 | L | at Georgetown* | (3OT) 90-88 |
| F11 | L | at Maryland | 67-57 |
| F14 | W | CONNECTICUT* | 69-51 |
| F16 | W | BOSTON COLLEGE* | 84-55 |
| F20 | W | at Villanova* | 57-52 |
| F22 | W | at St. John's* | 84-68 |
| F27 | W | SETON HALL* | 72-60 |
| M1 | W | PITTSBURGH* | 77-65 |
| M6 | W | vs. St. John's& | 84-61 |
| M7 | W | vs. Villanova& | 67-49 |
| M8 | W | at Providence& | 76-55 |
| M17 | W | ST. PETER'S! | 61-44 |
| M20 | L | at Western Kentucky!! | 78-63 |

** BIG EAST Conference game*
*% Church's Holiday Classic (Coral Gables, Fla.)*
*& BIG EAST Tournament (Providence, R.I.)*
*! NCAA Tournament (Coral Gables, Fla.)*
*!! NCAA Tournament (Bowling Green, Ky.)*

## 1993-94

**Record: 10-17 (7-5 H, 2-8 A, 1-4 N)**
**BIG EAST: 7-11 (T-6th)**
**Head Coach: Ferne Labati**

| Date | W/L | Opponent | Score |
|---|---|---|---|
| N27 | L | vs. Wake Forest$ | 74-65 |
| N28 | L | vs. South Carolina$ | 71-68 |
| D3 | W | vs. Dayton^ | 67-53 |
| D4 | L | vs. Rhode Island^ | 56-54 |
| D11 | W | GEORGETOWN* | 67-59 |
| D18 | W | VALPARAISO | 77-59 |
| D28 | W | FLORIDA ATLANTIC% | 90-69 |
| D30 | L | FIU% | 75-56 |
| J3 | L | at Providence* | 78-62 |
| J6 | W | VILLANOVA* | 64-40 |
| J9 | L | at Pittsburgh* | 71-66 |
| J13 | L | at Seton Hall* | 93-50 |
| J15 | W | at St. John's* | (OT) 80-72 |

| | | | |
|---|---|---|---|
| J19 | W | SYRACUSE* | (2OT) 62-59 |
| J23 | L | at Connecticut* | 87-46 |
| J25 | L | at Boston College* | 80-71 |
| J27 | L | at Florida | 59-50 |
| J30 | L | ST. JOHN'S* | 68-67 |
| F2 | L | PITTSBURGH* | 59-53 |
| F6 | W | at Villanova* | 64-60 |
| F10 | L | SETON HALL* | 82-46 |
| F13 | L | CONNECTICUT* | 60-48 |
| F17 | L | at Georgetown* | 81-60 |
| F20 | L | at Syracuse* | 58-41 |
| F23 | W | PROVIDENCE* | 65-63 |
| F26 | W | BOSTON COLLEGE* | 75-72 |
| M5 | L | vs. Pittsburgh& | 70-60 |

** BIG EAST Conference game*
*$ Old Dominion/Dial Classic (Norfolk, Va.)*
*^ Florida State/Dial Classic (Tallahassee, Fla.)*
*% Church's Holiday Classic (Coral Gables, Fla.)*
*& BIG EAST Tournament (Storrs, Conn.)*

## 1994-95

**Record: 11-16 (6-7 H, 5-7 A, 0-2 N)**
**BIG EAST: 8-10 (6th)**
**Head Coach: Ferne Labati**

| Date | W/L | Opponent | Score |
|---|---|---|---|
| N27 | W | FAIRFIELD | 81-71 |
| N29 | W | at Florida Atlantic | 90-81 |
| D2 | L | vs. Florida^ | 84-63 |
| D3 | L | vs. USF^ | 74-65 |
| D6 | L | at FIU | 77-62 |
| D17 | W | LIU BROOKLYN | 74-59 |
| D22 | L | at Seton Hall* | 72-44 |
| D28 | L | GRAMBLING STATE% | 98-75 |
| D29 | L | AUBURN% | 73-43 |
| J2 | W | BOSTON COLLEGE* | 80-45 |
| J4 | L | at Villanova* | 64-51 |
| J7 | L | at Pittsburgh* | 73-61 |
| J11 | W | at Georgetown* | 72-66 |
| J14 | L | ST. JOHN'S* | 73-63 |
| J18 | W | at Syracuse* | 65-54 |
| J21 | W | PROVIDENCE* | 80-78 |
| J24 | L | No. 1 CONNECTICUT* | 92-51 |
| J28 | W | at Boston College* | 73-67 |
| F1 | W | PITTSBURGH* | 54-50 |
| F5 | L | VILLANOVA* | 72-59 |
| F9 | L | at #1 Connecticut* | 85-48 |
| F11 | W | at St. John's* | 60-56 |
| F15 | L | GEORGETOWN* | 65-63 |
| F18 | W | SYRACUSE* | 67-65 |
| F21 | L | SETON HALL* | 82-65 |
| F25 | L | at Providence* | 76-72 |
| M4 | L | at Seton Hall& | 66-50 |

** BIG EAST Conference game*
*^ Florida Four Challenge (Tallahassee, Fla.)*
*% Church's Chicken Holiday Classic (Coral Gables, Fla.)*
*& BIG EAST Tournament (South Orange, N.J.)*

## 1995-96

**Record: 14-13 (10-6 H, 4-6 A, 0-1 N)**
**BIG EAST: 9-9 (T-1st BE 7)**
**Head Coach: Ferne Labati**

| Date | W/L | Opponent | Score |
|---|---|---|---|
| N24 | W | MANHATTAN+ | 74-66 |
| N28 | L | at Houston | 80-72 |
| D1 | W | USF^ | 73-68 |
| D2 | L | FLORIDA^ | 71-70 |
| D16 | W | FIU | 71-49 |
| D20 | W | SOUTHERN ILLINOIS | 70-61 |
| D22 | W | at Pittsburgh* | 72-44 |
| D28 | L | DETROIT% | 78-77 |
| D30 | W | FLORIDA ATLANTIC% | 93-54 |
| J4 | L | at Providence* | 81-60 |
| J7 | L | VILLANOVA* | 59-53 |
| J10 | L | CONNECTICUT* | 79-52 |
| J13 | L | at Seton Hall* | 69-62 |
| J17 | W | RUTGERS* | 58-45 |
| J20 | L | at Syracuse* | 69-60 |
| J22 | W | at Boston College* | 60-59 |
| J25 | W | WEST VIRGINIA* | 77-58 |
| J27 | L | NOTRE DAME* | 67-50 |
| J31 | W | PROVIDENCE* | 74-73 |
| F3 | W | at St. John's* | 62-54 |
| F8 | W | at West Virginia* | 88-69 |
| F10 | L | at Villanova* | 51-47 |
| F14 | L | GEORGETOWN* | 71-69 |
| F17 | W | SYRACUSE* | 84-60 |
| F20 | L | at Notre Dame* | 86-70 |
| F27 | W | SETON HALL* | 67-60 |
| M2 | L | vs. Pittsburgh& | 52-49 |

** BIG EAST Conference game*
*+ at Miami Arena (Miami, Fla.)*
*^ Florida Four Challenge (Coral Gables, Fla.)*
*% Church's Chicken Holiday Classic (Coral Gables, Fla.)*
*& BIG EAST Tournament (Storrs, Conn.)*

## 1996-97

**Record: 15-14 (8-5 H, 5-8 A, 2-1 N)**
**BIG EAST: 8-10 (T-2nd BE 7)**
**Head Coach: Ferne Labati**

| Date | W/L | Opponent | Score |
|---|---|---|---|
| N22 | L | vs. Florida^ | 65-58 |
| N23 | W | at USF^ | 58-30 |
| N26 | W | FLORIDA ATLANTIC | 74-53 |
| D1 | L | at Old Dominion | 94-55 |
| D4 | L | at St. John's* | 61-44 |
| D8 | L | RUTGERS* | 57-44 |
| D14 | W | at FIU | 55-49 |
| D19 | W | ORAL ROBERTS | 69-49 |
| D27 | W | BUTLER% | 70-55 |
| D29 | L | ALABAMA% | 73-43 |
| J2 | L | BOSTON COLLEGE* | 66-48 |
| J6 | L | at Pittsburgh* | 64-59 |
| J9 | L | CONNECTICUT* | 69-51 |
| J12 | W | at Providence* | 60-56 |
| J15 | L | Georgetown* | 62-55 |
| J19 | W | SETON HALL* | 79-67 |
| J22 | L | at West Virginia* | 75-70 |
| J25 | W | ST. JOHN'S* | 71-48 |

| | | | |
|---|---|---|---|
| J29 | L | NOTRE DAME* | 72-71 |
| F2 | W | VILLANOVA* | 71-56 |
| F5 | W | at Rutgers* | 49-41 |
| F12 | W | PITTSBURGH* | 89-61 |
| F16 | L | at Connecticut* | 86-59 |
| F19 | L | at Boston College* | 67-55 |
| F22 | W | at Syracuse* | 64-53 |
| F25 | W | GEORGETOWN* | 62-58 |
| M1 | W | vs. Pittsburgh& | 64-50 |
| M2 | W | vs. Boston College& | 63-48 |
| M3 | L | at Connecticut& | 98-71 |

** BIG EAST Conference game*
*^ Dial Classic (Tampa, Fla.)*
*% UM Holiday Classic (Coral Gables, Fla.)*
*& BIG EAST Tournament (Storrs, Conn.)*

## 1997-98

**Record: 19-10 (12-1 H, 5-8 A, 2-1 N)**
**BIG EAST: 13-5 (2nd BE 7)**
**Head Coach: Ferne Labati**

| Date | W/L | Opponent | Score |
|---|---|---|---|
| N16 | W | FAIRFIELD | 87-66 |
| N20 | W | USF^ | 55-52 |
| N21 | L | at Florida^ | 70-51 |
| N25 | W | at Florida Atlantic | 105-84 |
| D6 | W | PROVIDENCE* | 97-70 |
| D14 | L | FIU | 81-60 |
| D20 | L | at Oklahoma | 67-62 |
| D27 | W | DELAWARE STATE% | 105-62 |
| D28 | W | MAINE% | 91-78 |
| D31 | W | WEST VIRGINIA* | (OT) 74-72 |
| J3 | W | at Seton Hall* | 70-66 |
| J6 | L | at Syracuse* | 87-75 |
| J8 | L | at Notre Dame* | 75-47 |
| J10 | W | BOSTON COLLEGE* | 85-79 |
| J14 | L | at Villanova* | (OT) 68-67 |
| J17 | W | ST. JOHN'S* | 72-60 |
| J24 | W | PITTSBURGH* | 72-55 |
| J28 | L | at Rutgers* | 77-65 |
| J31 | W | at Georgetown* | 81-74 |
| F3 | W | NOTRE DAME* | 77-76 |
| F7 | W | SYRACUSE* | 58-56 |
| F10 | W | at Providence* | 90-79 |
| F13 | L | at Connecticut* | 80-60 |
| F18 | W | SETON HALL* | 73-66 |
| F21 | W | VILLANOVA* | 67-64 |
| F24 | W | at West Virginia* | 90-69 |
| M1 | W | vs. Georgetown& | 81-66 |
| M2 | L | at Rutgers& | 81-62 |
| M14 | L | vs. Clemson! | 60-49 |

** BIG EAST Conference game*
*^ Dial Classic/Florida Four Challenge (Gainesville, Fla.)*
*% UM Holiday Classic (Coral Gables, Fla.)*
*& BIG EAST Tournament (Piscataway, N.J.)*
*! NCAA Tournament (Ruston, La.)*

## 1998-99

**Record: 15-14 (10-4 H, 4-10 A, 1-0 N)**
**BIG EAST: 9-9 (T-6th)**
**Head Coach: Ferne Labati**

| Date | W/L | Opponent | Score |
|---|---|---|---|
| N18 | W | at FIU | 67-65 |
| N22 | L | at Tulane | 63-56 |
| N24 | L | at Florida | 85-69 |
| D1 | W | COPPIN STATE | 97-68 |
| D5 | W | BOSTON COLLEGE* | 65-57 |
| D8 | W | SYRACUSE * | 68-52 |
| D12 | W | HAMPTON | 84-52 |
| D16 | W | FLORIDA ATLANTIC | 91-57 |
| D19 | W | OKLAHOMA | 62-60 |
| D30 | L | at St. John's* | (OT) 76-72 |
| J2 | W | PITTSBURGH* | 75-60 |
| J5 | L | at Rutgers* | 68-54 |
| J7 | L | WESTERN KENTUCKY | 75-61 |
| J10 | L | at Pittsburgh* | 63-61 |
| J13 | W | PROVIDENCE* | 85-63 |
| J16 | W | No. 21 Boston College* | 66-53 |
| J20 | L | at Connecticut* | 89-55 |
| J23 | L | at Villanova* | 56-54 |
| J26 | L | GEORGETOWN* | 69-51 |
| F3 | W | WEST VIRGINIA* | 98-73 |
| F6 | L | CONNECTICUT* | 88-66 |
| F10 | L | RUTGERS* | 66-57 |
| F13 | W | at Georgetown* | 81-62 |
| F17 | W | at Seton Hall* | 66-52 |
| F20 | W | ST. JOHN'S* | 83-51 |
| F23 | L | at Notre Dame* | 89-62 |
| F27 | W | vs. West Virginia& | 86-69 |
| F28 | L | at Rutgers& | 79-53 |
| M12 | L | at Rice! | 65-58 |

** BIG EAST Conference game*
*& BIG EAST Conference Tournament (Piscataway, N.J.)*
*! WNIT (Houston, Texas)*

## 1999-00

**Record: 14-15 (9-8 H, 4-6 A, 1-1 N)**
**BIG EAST: 7-9 (T-6th)**
**Head Coach: Ferne Labati**

| Date | W/L | Opponent | Score |
|---|---|---|---|
| N21 | W | FURMAN | 88-46 |
| N24 | W | EASTERN KENTUCKY | 83-66 |
| N28 | L | TULANE | 75-66 |
| D1 | L | FLORIDA | 85-77 |
| D4 | W | FIU | 76-61 |
| D11 | W | at Florida Atlantic | 89-73 |
| D19 | L | NC STATE@ | 80-60 |
| D28 | W | BROWN% | 79-62 |
| D29 | L | SMU% | 76-55 |
| J2 | W | TEMPLE | 64-44 |
| J5 | L | at Rutgers* | 65-45 |
| J8 | W | at St. John's* | 68-47 |
| J11 | L | at Western Kentucky | 75-68 |
| J15 | W | SETON HALL* | 64-60 |
| J19 | L | GEORGETOWN* | 63-61 |
| J22 | L | NOTRE DAME* | 76-54 |
| J26 | L | at Villanova* | 44-34 |
| J29 | L | CONNECTICUT* | 84-36 |

| | | | |
|---|---|---|---|
| F2 | L | BOSTON COLLEGE* | 66-55 |
| F5 | W | at West Virginia* | 70-50 |
| F8 | L | at Connecticut* | 93-46 |
| F12 | W | at Providence* | 71-66 |
| F15 | W | WEST VIRGINIA* | 77-55 |
| F19 | L | at Georgetown* | 66-61 |
| F22 | L | at Notre Dame* | 83-68 |
| F26 | W | SYRACUSE* | 66-64 |
| F29 | W | PITTSBURGH* | 80-60 |
| M4 | W | vs. Seton Hall& | 69-42 |
| M5 | L | vs. Notre Dame& | 67-52 |

* BIG EAST Conference game
@ Orange Bowl Classic (Miami, Fla.)
% Hurricane Holiday Classic (Coral Gables, Fla.)
& BIG EAST Tournament (Storrs, Conn.)

## 2000-01

**Record: 13-15 (11-6 H, 2-8 A, 0-1 N)**
**BIG EAST: 6-10 (T-8th)**
**Head Coach: Ferne Labati**

| Date | W/L | Opponent | Score |
|---|---|---|---|
| N20 | W | FLORIDA ATLANTIC | 87-50 |
| N24 | L | at Northwestern | 56-48 |
| D2 | W | ST. BONAVENTURE | 71-51 |
| D5 | L | CONNECTICUT* | 77-53 |
| D9 | L | at FIU | 78-48 |
| D16 | W | USF | 73-51 |
| D19 | W | KENTUCKY | 74-59 |
| D22 | L | FAIRFIELD | 67-55 |
| D28 | W | NEW HAMPSHIRE% | 70-61 |
| D29 | W | WESTERN MICHIGAN% | 64-51 |
| J2 | W | RADFORD | 83-48 |
| J7 | L | at Virginia Tech* | 64-51 |
| J10 | W | at Boston College* | 65-59 |
| J13 | W | at St. John's* | 67-51 |
| J17 | L | PROVIDENCE* | 77-60 |
| J21 | L | WESTERN KENTUCKY | (OT) 82-75 |
| J23 | L | at Connecticut* | 81-45 |
| J27 | L | RUTGERS* | 39-37 |
| J30 | L | at Pittsburgh* | 84-74 |
| F3 | W | GEORGETOWN* | 52-46 |
| F7 | W | WEST VIRGINIA* | 84-68 |
| F10 | L | at Seton Hall* | 69-61 |
| F14 | W | ST. JOHN'S* | 80-43 |
| F17 | W | PITTSBURGH* | 96-69 |
| F20 | L | at Notre Dame* | 81-54 |
| F24 | L | at Syracuse* | 62-61 |
| F27 | L | VILLANOVA* | 60-59 |
| M3 | L | vs. Boston College& | 62-49 |

** BIG EAST Conference game*
*% Hurricane Holiday Classic (Coral Gables, Fla.)*
*& BIG EAST Tournament (Storrs, Conn.)*

## 2001-02

**Record: 19-12 (12-3 H, 5-8 A, 2-1 N)**
**BIG EAST: 10-6 (5th)**
**Head Coach: Ferne Labati**

| Date | W/L | Opponent | Score |
|---|---|---|---|
| N18 | W | IONA | 71-52 |
| N21 | W | NORTHWESTERN | 86-69 |
| N23 | W | IUPUI | 72-58 |
| N27 | L | at USF | 76-68 |
| D1 | L | at Kentucky | 60-57 |
| D4 | W | WEST VIRGINIA* | 69-53 |
| D9 | W | vs. No. 17 Texas@ | 57-55 |
| D15 | W | at Florida Atlantic | 92-77 |
| D27 | W | LEHIGH% | 76-49 |
| D28 | W | YALE% | 75-46 |
| D30 | L | MINNESOTA | 80-65 |
| J2 | L | NOTRE DAME* | 69-65 |
| J5 | W | at Rutgers* | 67-53 |
| J8 | L | at West Virginia* | 57-52 |
| J12 | L | at No. 1 Connecticut* | 96-50 |
| J16 | W | SYRACUSE* | (OT) 75-71 |
| J19 | W | SETON HALL* | 56-54 |
| J23 | W | at St. John's | 68-51 |
| J26 | W | RUTGERS* | 65-55 |
| J29 | L | at Villanova* | 80-52 |
| F2 | W | PITTSBURGH* | 77-61 |
| F5 | L | at Virginia Tech* | 72-60 |
| F13 | W | at Georgetown* | 64-56 |
| F16 | L | FIU | 71-65 |
| F20 | W | No. 24 VIRGINIA TECH* | 55-53 |
| F23 | L | at Providence* | 69-64 |
| F26 | W | No. 18 BOSTON COLLEGE* | 60-57 |
| M2 | W | vs. Georgetown& | 69-52 |
| M3 | L | vs. Villanova& | 68-49 |
| M13 | W | at Georgia Tech! | 73-64 |
| M16 | L | at Houston!! | 83-76 |

** BIG EAST Conference game*
*@ Orange Bowl Fab Four Classic (Miami, Fla.)*
*% Hurricane Holiday Classic (Coral Gables, Fla.)*
*& BIG EAST Tournament (Piscataway, N.J.)*
*! WNIT (Atlanta, Ga.)*
*!! WNIT (Houston, Texas)*

## 2002-03

**Record: 18-13 (11-4 H, 5-8 A, 2-1 N)**
**BIG EAST: 8-8 (7th)**
**Head Coach: Ferne Labati**

| Date | W/L | Opponent | Score |
|---|---|---|---|
| N22 | W | USF | 60-49 |
| N25 | W | MORRIS BROWN | 111-44 |
| N29 | W | vs. Quinnipiac^ | 87-56 |
| N30 | L | at Green Bay^ | 83-72 |
| D2 | L | at Florida | 76-67 |
| D14 | L | at FIU | 81-70 |
| D16 | W | FLORIDA ATLANTIC | 86-61 |
| D19 | W | TEXAS A&M | 84-58 |
| D21 | W | EASTERN MICHIGAN | 85-66 |
| D28 | W | WILLIAM & MARY% | 85-57 |
| D29 | W | MARYLAND% | 97-66 |
| J4 | W | at Georgetown* | 60-57 |
| J8 | W | at Syracuse* | 85-68 |
| J11 | W | at No. 16 Notre Dame* | 80-70 |
| J15 | L | No. 24 BOSTON COLLEGE* | 79-61 |
| J22 | W | at Pittsburgh* | 79-76 |
| J25 | L | SYRACUSE* | 62-59 |
| J28 | W | VIRGINIA TECH* | (OT) 67-66 |
| F1 | L | No. 20 VILLANOVA* | 61-55 |
| F4 | L | at Rutgers* | 65-56 |
| F8 | W | ST. JOHN'S* | 69-54 |
| F15 | L | at West Virginia* | 100-84 |

| | | | |
|---|---|---|---|
| F19 | L | No. 1 CONNECTICUT* | 81-60 |
| F22 | W | PROVIDENCE* | 77-64 |
| F26 | L | at Seton Hall* | (OT) 78-71 |
| M1 | L | at No. 23 Boston College* | 84-77 |
| M4 | W | GEORGETOWN* | 73-71 |
| M8 | W | vs. Syracuse& | 77-64 |
| M9 | W | at No. 18 Rutgers& | 77-74 |
| M10 | L | vs. No. 18 Villanova& | 65-59 |
| M22 | L | at New Mexico! | (OT) 91-85 |

** BIG EAST Conference game*
*^ Wisconsin-Green Bay Tournament (Green Bay, Wis.)*
*% Hurricane Holiday Classic (Coral Gables, Fla.)*
*& BIG EAST Tournament (Piscataway, N.J.)*
*! NCAA Tournament (Albuqerque, N.M.)*

***Beginning Jan. 15, 2003, all home games played at BankUnited Center (name changed to Watsco Center prior to 2016-17)***

## 2003-04

**Record: 22-7 (12-2 H, 7-3 A, 3-2 N)**
**BIG EAST: 11-5 (T-4th)**
**Head Coach: Ferne Labati**

| Date | W/L | Opponent | Score |
|---|---|---|---|
| N22 | W | at Morehead State# | 93-54 |
| N23 | W | vs. Eastern Kentucky# | 90-81 |
| N25 | W | at USF | 62-55 |
| N28 | W | vs. Weber State$ | 82-60 |
| N29 | W | vs. Bradley$ | 70-52 |
| D2 | W | FIU | 78-58 |
| D12 | W | FLORIDA | 80-75 |
| D16 | W | DARTMOUTH | 74-53 |
| D21 | W | RICHMOND | 80-73 |
| D28 | W | TOLEDO% | 68-57 |
| D29 | W | No. 24 VANDERBILT% | 79-57 |
| J3 | W | at St. John's* | 79-60 |
| J7 | L | at Villanova* | 58-55 |
| J10 | W | at No. 20 Boston College* | 70-66 |
| J14 | W | GEORGETOWN* | (OT) 57-55 |
| J17 | W | PITTSBURGH* | 77-68 |
| J20 | W | at Providence* | 86-67 |
| J28 | L | NOTRE DAME* | 59-50 |
| J31 | L | RUTGERS* | 76-69 |
| F8 | L | at No. 4 Connecticut* | 83-65 |
| F10 | W | ST. JOHN'S* | 85-74 |
| F14 | W | at No. 21 Virginia Tech* | 65-56 |
| F18 | W | at Syracuse* | 85-65 |
| F21 | W | SETON HALL* | 81-43 |
| F25 | L | at Notre Dame* | 93-58 |
| F28 | W | WEST VIRGINIA* | 82-74 |
| M2 | W | PROVIDENCE* | 81-62 |
| M7 | L | vs. Boston College& | 65-53 |
| M21 | L | vs. Maryland! | 86-85 |

** BIG EAST Conference game*
*# Morehead State Tournament (Morehead, Ky.)*
*$ Saint Mary's Thanksgiving Classic (Moraga, Calif.)*
*% Hurricane Holiday Classic (Coral Gables, Fla.)*
*& BIG EAST Tournament (Hartford, Conn.)*
*! NCAA Tournament (Baton Rouge, La.)*

## 2004-05

**Record: 13-16 (9-5 H, 2-9 A, 2-2 N)**
**Atlantic Coast: 4-10 (T-8th)**
**Head Coach: Ferne Labati**

| Date | W/L | Opponent | Score |
|---|---|---|---|
| N19 | W | GARDNER-WEBB^ | 65-47 |
| N21 | W | TCU^ | 68-57 |
| N23 | L | at Hartford | 63-53 |
| N26 | L | vs. Oregon$ | 79-73 |
| N27 | W | vs. UMES$ | 88-64 |
| N30 | L | at George Mason | 60-35 |
| D4 | L | at FIU | 67-62 |
| D6 | L | at No. 12 Texas Tech | 109-49 |
| D13 | W | UCF | 69-50 |
| D20 | W | MONTANA | 55-49 |
| D28 | W | FAIRFIELD% | 84-70 |
| D29 | W | LOYOLA MARYMOUNT% | 78-67 |
| J2 | W | COPPIN STATE | 93-83 |
| J9 | L | at Florida State* | 65-56 |
| J13 | L | WAKE FOREST* | 78-63 |
| J17 | L | at No. 8 North Carolina* | 83-52 |
| J20 | L | at NC State* | 73-59 |
| J23 | L | GEORGIA TECH* | 62-46 |
| J27 | W | No. 21 FLORIDA STATE* | 62-57 |
| J31 | W | at Clemson* | 83-69 |
| F3 | L | No. 3 DUKE* | 72-63 |
| F6 | W | VIRGINIA TECH* | 78-67 |
| F10 | W | at Virginia* | 66-60 |
| F14 | L | No. 21 NC STATE* | 71-68 |
| F17 | L | No. 20 MARYLAND* | 70-65 |
| F24 | L | at No. 2 Duke* | 95-61 |
| F27 | L | at Virginia Tech* | 90-45 |
| M4 | W | vs. Georgia Tech^ | 60-58 |
| M5 | L | vs. North Carolina^ | 64-57 |

** Atlantic Coast Conference game*
*^ The Miami Jam (Coral Gables, Fla.)*
*$ LIU Turkey Classic (Brooklyn, N.Y.)*
*% Miami Holiday Classic (Coral Gables, Fla.)*
*^ ACC Tournament (Greensboro, N.C.)*

## 2005-06

**Record: 17-13 (13-5 H, 4-6 A, 0-2 N)**
**Atlantic Coast: 6-8 (5th)**
**Head Coach: Katie Meier**

| Date | W/L | Opponent | Score |
|---|---|---|---|
| N18 | W | SAMFORD | 72-51 |
| N25 | W | BRADLEY# | 73-61 |
| N26 | W | OAKLAND# | 78-65 |
| N30 | L | GEORGE MASON | 68-61 |
| D2 | W | FAIRLEIGH DICKINSON | 100-62 |
| D3 | W | SIENA | 76-47 |
| D6 | W | FIU | 75-63 |
| D10 | W | HARTFORD | 82-62 |
| D16 | L | at Montana | 83-74 |
| D20 | W | at UCF | 82-72 |
| D28 | W | NORTH CAROLINA A&T% | 104-65 |
| D29 | W | No. 25 MISSISSIPPI% | 79-70 |
| J5 | W | at Georgia Tech* | 75-63 |
| J9 | L | No. 4 NORTH CAROLINA* | 90-57 |
| J12 | W | at Clemson* | 74-52 |
| J15 | L | vs. No. 13 Georgia+ | 74-59 |

# ALL-TIME RESULTS

| | | | |
|---|---|---|---|
| J19 | W | No. 21 BOSTON COLLEGE* | 82-68 |
| J22 | L | VIRGINIA* | 77-65 |
| J26 | L | at NC State* | 83-77 |
| J29 | W | No. 25 VIRGINIA TECH* | 77-62 |
| F1 | L | at No. 6 Maryland* | 88-77 |
| F5 | W | at Wake Forest* | 79-71 |
| F9 | L | FLORIDA STATE* | 79-54 |
| F12 | L | at No. 21 Boston College* | 79-69 |
| F17 | L | at Florida State* | 68-61 |
| F19 | L | No. 1 DUKE* | (2OT) 99-93 |
| F26 | W | GEORGIA TECH* | (2OT) 90-85 |
| M2 | L | vs. Georgia Tech^ | 79-62 |
| M18 | W | FIU! | 95-83 |
| M22 | L | at Virginia!! | 83-72 |

**Atlantic Coast Conference game*
*# UM Thanksgiving Tournament (Coral Gables, Fla.)*
*% Hurricane Holiday Classic (Coral Gables, Fla.)*
*+ ACC/SEC Russell Athletic Shootout (Duluth, Ga.)*
*^ ACC Tournament (Greensboro, N.C.)*
*! WNIT (Coral Gables, Fla.)*
*!! WNIT (Charlottesville, Va.)*

## 2006-07

**Record: 11-19 (9-6 H, 2-13 A, 0-1 N)**
**Atlantic Coast: 2-12 (11th)**
**Head Coach: Katie Meier**

| Date | W/L | Opponent | Score |
|---|---|---|---|
| N10 | W | GEORGIA STATE | 68-60 |
| N13 | W | MILWAUKEE | 78-71 |
| N15 | W | at Santa Clara | 78-65 |
| N17 | L | at St. Mary's | 69-68 |
| N19 | W | at San Francisco | 69-59 |
| N24 | W | NICHOLLS STATE# | 85-42 |
| N25 | W | INDIANA# | 79-70 |
| D1 | W | JACKSON STATE+ | 77-50 |
| D3 | L | at Michigan | 60-55 |
| D5 | L | at FIU | 83-78 |
| D16 | W | TEXAS STATE | 92-67 |
| D19 | L | at Houston | 82-73 |
| D21 | L | at Mississippi | 82-64 |
| D28 | W | COPPIN STATE% | 60-54 |
| D29 | L | AUBURN% | 79-61 |
| J3 | L | at No. 3 Duke* | 72-42 |
| J7 | L | at Florida State* | 71-62 |
| J10 | L | No. 1 MARYLAND* | 111-53 |
| J15 | L | at Georgia Tech* | 52-37 |
| J18 | W | BOSTON COLLEGE* | 83-68 |
| J25 | L | at Virginia Tech* | 78-71 |
| J28 | L | CLEMSON* | 79-69 |
| F1 | L | FLORIDA STATE* | 75-68 |
| F4 | L | at Virginia* | 73-60 |
| F8 | W | WAKE FOREST* | 77-51 |
| F11 | L | at Boston College* | 78-65 |
| F15 | L | GEORGIA TECH* | 66-45 |
| F18 | L | at No. 2 North Carolina* | 93-70 |
| F24 | L | NC STATE* | 77-53 |
| M1 | L | vs. Georgia Tech^ | 66-52 |

**Atlantic Coast Conference game*
*# Miami Thanksgiving Tournament (Coral Gables, Fla.)*
*+ Played at the Knight Sports Complex (Coral Gables, Fla.)*
*% Miami Holiday Tournament (Coral Gables, Fla.)*
*^ ACC Tournament (Greensboro N.C.)*

## 2007-08

**Record: 9-21 (6-13 H, 2-6 A, 1-2 N)**
**Atlantic Coast: 2-12 (12th)**
**Head Coach: Katie Meier**

| Date | W/L | Opponent | Score |
|---|---|---|---|
| N9 | W | FLORIDA ATLANTIC | 64-45 |
| N13 | L | JACKSONVILLE | 72-64 |
| N19 | L | MICHIGAN+ | 65-50 |
| N23 | W | FORDHAM# | 57-40 |
| N24 | L | BUTLER# | 62-59 |
| N28 | W | at Milwaukee | (OT) 73-70 |
| D2 | W | UCF | 64-56 |
| D4 | L | FIU | 60-58 |
| D8 | L | HOUSTON | 63-62 |
| D15 | L | MISSISSIPPI | 65-52 |
| D18 | W | vs. Southern Mississippi$ | 63-56 |
| D19 | L | vs. No. 8 LSU$ | 63-52 |
| D29 | L | MAINE% | 54-53 |
| D30 | W | CENTRAL ARKANSAS% | 90-57 |
| J2 | W | CHARLESTON SOUTHERN | 88-56 |
| J5 | L | No. 12 DUKE* | 84-72 |
| J10 | W | at Clemson* | 66-61 |
| J13 | L | at Georgia Tech* | 68-65 |
| J21 | L | VIRGINIA | 79-68 |
| J24 | L | FLORIDA STATE* | (OT) 75-70 |
| J31 | L | at No. 5 Maryland* | 90-50 |
| F3 | L | at Boston College* | 70-42 |
| F7 | W | GEORGIA TECH* | 54-52 |
| F11 | L | VIRGINIA TECH* | (OT) 81-73 |
| F14 | L | at NC State* | 51-45 |
| F21 | L | No. 2 NORTH CAROLINA* | 79-61 |
| F24 | L | at Wake Forest* | 50-45 |
| F28 | L | at Florida State* | 50-49 |
| M3 | L | BOSTON COLLEGE* | 63-52 |
| M6 | L | vs. Georgia Tech^ | 76-49 |

**Atlantic Coast Conference game*
*+ ACC/Big Ten Challenge*
*# Miami Thanksgiving Tournament (Coral Gables, Fla.)*
*$ Caribbean Classic (Cancun, Mexico)*
*% Miami Holiday Tournament (Coral Gables, Fla.)*
*^ ACC Tournament (Greensboro, N.C.)*

## 2008-09

**Record: 13-17 (9-9 H, 4-7 A, 0-1 N)**
**Atlantic Coast: 2-12 (T-10th)**
**Head Coach: Katie Meier**

| Date | W/L | Opponent | Score |
|---|---|---|---|
| N14 | W | NORFOLK STATE | 91-42 |
| N16 | L | GREEN BAY | 63-61 |
| N21 | L | at Houston | 70-64 |
| N25 | W | at FIU | 66-49 |
| N28 | W | AUSTIN PEAY# | 64-51 |
| N29 | W | SANTA CLARA# | 60-44 |
| D1 | W | FLORIDA A&M | 83-69 |
| D5 | L | INDIANA+ | 69-54 |
| D13 | W | BINGHAMTON | 72-37 |
| D18 | W | at UCF | 66-59 |
| D21 | W | GRAMBLING STATE | 83-65 |
| D29 | W | BROWN% | 81-41 |
| D30 | L | No. 9 AUBURN% | 68-53 |
| J2 | W | CORNELL | 61-47 |
| J5 | L | CLEMSON* | 74-68 |

| | | | |
|---|---|---|---|
| J9 | L | at No. 5 Duke* | 73-58 |
| J12 | L | No. 24 GEORGIA TECH* | 68-50 |
| J18 | L | at Boston College* | 62-54 |
| J22 | W | NC STATE* | 72-60 |
| J29 | L | at Georgia Tech* | 68-42 |
| F1 | L | WAKE FOREST* | 78-69 |
| F4 | W | at SIU-Edwardsville | 83-72 |
| F8 | L | No. 15 FLORIDA STATE* | 75-59 |
| F12 | W | at Virginia Tech* | 59-56 |
| F16 | L | BOSTON COLLEGE* | 71-64 |
| F19 | L | at No. 23 Virginia* | (OT) 84-75 |
| F22 | L | at No. 11 Florida State* | 59-58 |
| F26 | L | at No. 9 North Carolina* | 90-76 |
| M1 | L | No. 5 MARYLAND* | 89-64 |
| M5 | L | vs. Boston College^ | 76-59 |

** Atlantic Coast Conference game*
*# Miami Thanksgiving Tournament (Coral Gables, Fla.)*
*+ ACC/Big Ten Challenge*
*% Miami Holiday Tournament (Coral Gables, Fla.)*
*^ ACC Tournament (Greensboro, N.C.)*

## 2009-10

**Record: 22-14 (13-6 H, 9-7 A, 0-1 N)**
**Atlantic Coast: 4-10 (T-10th)**
**Head Coach: Katie Meier**

| Date | W/L | Opponent | Score |
|---|---|---|---|
| N13 | W | at UC Riverside | 86-63 |
| N13 | W | at CSU Bakersfield | 111-93 |
| N18 | W | BETHUNE-COOKMAN | 88-46 |
| N21 | W | at UAB | 70-56 |
| N24 | W | HOUSTON | 68-54 |
| N27 | W | LONG BEACH STATE# | 83-66 |
| N28 | W | MASSACHUSETTS# | 63-57 |
| D5 | L | NEBRASKA | 76-71 |
| D19 | W | at Binghamton | 68-52 |
| D21 | W | at Cornell | 101-62 |
| D28 | W | QUINNIPIAC% | 93-48 |
| D29 | L | No. 17/22 TEXAS% | 76-65 |
| D31 | W | NORTH FLORIDA | 80-36 |
| J3 | W | at Miami (OH) | 75-61 |
| J10 | W | No. 13/11 FLORIDA STATE* | 78-71 |
| J14 | L | No. 7 DUKE* | 69-62 |
| J17 | L | at Wake Forest* | 67-64 |
| J21 | W | at Maryland* | 80-77 |
| J24 | L | VIRGINIA TECH* | 73-69 |
| J27 | L | at No. 25 Georgia Tech* | (OT) 80-73 |
| J31 | L | at Boston College* | 72-64 |
| F4 | W | No. 9 NORTH CAROLINA* | 80-69 |
| F7 | W | SIU-EDWARDSVILLE | 85-60 |
| F11 | L | No. 21 VIRGINIA* | (OT) 69-63 |
| F14 | L | at NC State* | 66-64 |
| F18 | L | at Clemson* | (OT) 73-72 |
| F21 | L | No. 19 GEORGIA TECH* | 77-73 |
| F25 | L | at No. 9 Florida State* | 87-62 |
| F28 | W | BOSTON COLLEGE* | (OT) 76-68 |
| M4 | L | vs. Wake Forest^ | (OT) 61-60 |
| M18 | W | FGCU! | 70-57 |
| M21 | W | FLORIDA! | 77-64 |
| M25 | W | NORTH CAROLINA A&T! | 84-77 |
| M28 | W | at Providence!! | 73-65 |
| M31 | W | at Michigan!!! | 76-59 |
| A3 | L | at California!!!!! | 73-61 |

** Atlantic Coast Conference game*
*# Wyndham Miami Thanksgiving Tournament (Coral Gables, Fla.)*
*% Wyndham Miami Holiday Tournament (Coral Gables, Fla.)*
*^ ACC Tournament (Greensboro, N.C.)*
*! WNIT (Coral Gables, Fla.)*
*!! WNIT (Providence, R.I.)*
*!!! WNIT (Ann Arbor, Mich.)*
*!!!! WNIT (Berkeley, Calif.)*

## 2010-11

**Record: 28-5 (20-0 H, 6-3 A, 2-2 N)**
**Atlantic Coast: 12-2 (Regular Season Co-Champs)**
**Head Coach: Katie Meier**

| Date | W/L | Opponent | Score |
|---|---|---|---|
| N12 | W | KENNESAW STATE | 93-39 |
| N17 | L | at No. 21 Nebraska | 99-85 |
| N20 | W | MIAMI (OH) | 96-64 |
| N22 | W | UAB | 68-52 |
| N26 | W | FLORIDA ATLANTIC# | 89-48 |
| N27 | W | UNCG# | 78-60 |
| N29 | W | SOUTHERN | 85-36 |
| D5 | W | CSU BAKERSFIELD | 88-61 |
| D7 | W | No. 12 GEORGETOWN | (OT) 81-72 |
| D11 | W | ALCORN STATE | 94-32 |
| D18 | W | UC RIVERSIDE | 81-59 |
| D21 | W | at Mississippi | 82-46 |
| D28 | W | GEORGE WASHINGTON% | 83-62 |
| D30 | W | MORGAN STATE% | 74-47 |
| J1 | W | LIPSCOMB | 91-52 |
| J6 | W | at Virginia* | 82-73 |
| J9 | W | at Virginia Tech* | 69-56 |
| J14 | W | CLEMSON* | 77-48 |
| J16 | W | BOSTON COLLEGE* | 65-53 |
| J24 | L | at No. 21 Florida State* | 66-59 |
| J27 | W | NC STATE* | 84-77 |
| J30 | W | No. 25 GEORGIA TECH* | (OT) 84-74 |
| F3 | L | at No. 3 Duke* | 82-58 |
| F10 | W | No. 11 MARYLAND* | 83-75 |
| F13 | W | at No. 10 North Carolina* | 78-66 |
| F17 | W | at Boston College* | 90-80 |
| F21 | W | WAKE FOREST* | 74-46 |
| F24 | W | No. 12 FLORIDA STATE* | 84-68 |
| F27 | W | at Georgia Tech* | 70-59 |
| M4 | W | vs. NC State^ | 93-85 |
| M5 | L | vs. North Carolina^ | 83-57 |
| M20 | W | Gardner-Webb! | 80-62 |
| M22 | L | Oklahoma! | 88-83 |

** Atlantic Coast Conference game*
*# Miami Thanksgiving Tournament (Coral Gables, Fla.)*
*% Miami Holiday Tournament (Coral Gables, Fla.)*
*^ ACC Tournament (Greensboro, N.C.)*
*! NCAA Tournament (Charlottesville, Va.)*

## 2011-12

**Record: 26-6 (16-0 H, 8-5 A, 2-1 N)**
**Atlantic Coast: 14-2 (2nd)**
**Head Coach: Katie Meier**

| Date | W/L | Opponent | Score |
|---|---|---|---|
| N11 | W | TEXAS-PAN AMERICAN | 83-37 |
| N15 | L | at No. 3 Tennessee | 92-76 |
| N17 | W | PRAIRIE VIEW A&M | 107-26 |
| N23 | W | at Alaska Anchorage$ | 72-55 |

# ALL-TIME RESULTS

| | | | |
|---|---|---|---|
| N25 | W | vs. USF$ | 92-72 |
| N27 | W | LONGWOOD | 92-43 |
| D1 | W | at Michigan State+ | 76-60 |
| D5 | W | No. 11 RUTGERS | (2OT) 92-81 |
| D10 | W | MISSISSIPPI | 76-48 |
| D16 | W | LOUISIANA-MONROE | 103-39 |
| D21 | L | at No. 17 Georgetown | 71-46 |
| D28 | W | HOLY CROSS% | 89-49 |
| D29 | W | VCU% | 91-61 |
| J2 | L | at No. 23 North Carolina* | 65-63 |
| J5 | W | NC STATE* | 78-68 |
| J9 | W | at Georgia Tech* | 77-65 |
| J12 | W | No. 5 MARYLAND* | 75-63 |
| J15 | W | at Florida State* | 60-57 |
| J19 | W | at Virginia* | 56-53 |
| J23 | W | VIRGINIA TECH* | 79-48 |
| J26 | W | WAKE FOREST* | 64-39 |
| J29 | W | at Boston College* | 88-57 |
| F5 | W | CLEMSON* | 68-47 |
| F8 | W | No. 22 NORTH CAROLINA* | 61-37 |
| F12 | W | at No. 8 Maryland* | 76-74 |
| F16 | W | at NC State* | 73-61 |
| F19 | W | FLORIDA STATE* | 67-60 |
| F24 | L | at No. 7 Duke* | 74-64 |
| F26 | W | BOSTON COLLEGE* | 88-42 |
| M2 | L | vs. Wake Forest^ | 81-74 |
| M17 | W | vs. Idaho State! | 70-41 |
| M19 | L | No. 24 Gonzaga! | 65-54 |

** Atlantic Coast Conference game*
*$ Great Alaska Shootout (Anchorage, Alaska)*
*+ ACC/Big Ten Challenge*
*% Miami Holiday Tournament (Coral Gables, Fla.)*
*^ ACC Tournament (Greensboro, N.C.)*
*! NCAA Tournament (Spokane, Wash.)*

## 2012-13

**Record: 21-11 (15-3 H, 5-7 A, 1-1 N)**
**Atlantic Coast: 11-7 (T-4th)**
**Head Coach: Katie Meier**

| Date | W/L | Opponent | Score |
|---|---|---|---|
| N9 | W | NORTH FLORIDA | 77-24 |
| N12 | W | at Richmond | 69-63 |
| N18 | L | No. 24/20 TENNESSEE | 79-67 |
| N23 | W | FLORIDA ATLANTIC# | 76-61 |
| N24 | W | RADFORD# | 75-58 |
| N29 | W | No. 6/7 PENN STATE+ | 69-65 |
| D3 | W | ALCORN STATE | 68-53 |
| D8 | W | DAVIDSON | 67-35 |
| D16 | L | at Rutgers | 42-34 |
| D20 | W | NC STATE * | 79-53 |
| D28 | W | CENTRAL CONN. STATE% | 64-43 |
| D29 | W | WISCONSIN% | 67-44 |
| J3 | W | CLEMSON* | 78-56 |
| J6 | W | VIRGINIA* | 58-52 |
| J10 | L | at No. 10/10 Maryland* | 84-62 |
| J13 | L | at No. 18/22 Florida State* | 86-65 |
| J17 | W | GEORGIA TECH* | 71-65 |
| J20 | L | at Virginia * | 62-52 |
| J24 | W | at Wake Forest* | 79-78 |
| J27 | L | No. 11/16 NORTH CAROLINA* | 64-62 |
| J31 | L | at No. 5/4 Duke* | 82-43 |
| F3 | W | VIRGINIA TECH* | 68-42 |
| F7 | W | at Clemson* | 62-46 |
| F10 | L | No. 19/20 FLORIDA STATE* | 93-78 |
| F17 | W | BOSTON COLLEGE* | 79-54 |
| F21 | W | at NC State* | 59-55 |
| F24 | L | at Georgia Tech* | 68-64 |
| F28 | W | No. 5/4 DUKE* | 69-65 |
| M3 | W | VIRGINIA TECH* | 64-46 |
| M7 | W | vs. Virginia Tech^ | 45-39 |
| M8 | L | vs. No. 23/23 Florida State^ | 70-58 |
| M24 | L | at Iowa! | 69-53 |

** Atlantic Coast Conference game*
*# Miami Thanksgiving Tournament (Coral Gables, Fla.)*
*+ ACC/Big Ten Challenge*
*% Miami Holiday Tournament (Coral Gables, Fla.)*
*^ ACC Tournament (Greensboro, N.C.)*
*! NCAA Tournament (Iowa City, Iowa)*

## 2013-14

**Record: 16-15 (10-9 H, 6-5 A, 0-1 N)**
**Atlantic Coast: 8-8 (8th)**
**Head Coach: Katie Meier**

| Date | W/L | Opponent | Score |
|---|---|---|---|
| N8 | W | NORTH FLORIDA | 79-39 |
| N10 | L | RICHMOND | 57-50 |
| N15 | L | MIDDLE TENNESSEE | 61-55 |
| N19 | W | at Oakland | 86-68 |
| N25 | W | YALE | 91-67 |
| N29 | W | ST. FRANCIS BROOKLYN# | 78-56 |
| N30 | W | MISSOURI# | 74-68 |
| D5 | L | at Minnesota+ | 74-67 |
| D15 | W | COPPIN STATE | 63-58 |
| D21 | L | at Arizona State | 75-73 |
| D28 | W | MORGAN STATE% | 80-42 |
| D29 | W | NEW MEXICO% | 67-50 |
| J1 | L | PENN | 67-66 |
| J4 | W | at Wake Forest* | 84-53 |
| J9 | L | No. 18/17 FLORIDA STATE* | 68-63 |
| J12 | W | at Virginia Tech* | 64-62 |
| J16 | L | at Boston College* | 63-62 |
| J19 | W | No. 20/21 NC STATE* | 80-71 |
| J23 | L | at No. 2/2 Notre Dame* | 79-52 |
| J26 | L | at Clemson* | 60-52 |
| J30 | L | No. 3/3 DUKE* | 76-75 |
| F2 | W | at No. 6/6 North Carolina* | 83-80 |
| F9 | L | GEORGIA TECH* | 89-87 |
| F13 | L | No. 9/9 MARYLAND* | 67-52 |
| F16 | W | at RV/RV Florida State* | 76-73 |
| F20 | L | SYRACUSE* | 69-48 |
| F23 | W | WAKE FOREST* | 72-64 |
| F27 | W | at Virginia* | 83-63 |
| M2 | W | PITTSBURGH* | 67-54 |
| M6 | L | vs. Florida State^ | (OT) 72-67 |
| M29 | L | STETSON! | 70-63 |

** Atlantic Coast Conference game*
*# Miami Thanksgiving Tournament (Coral Gables, Fla.)*
*+ ACC/Big Ten Challenge*
*% Miami Holiday Tournament (Coral Gables, Fla.)*
*^ ACC Tournament (Greensboro, N.C.)*
*! WNIT (Coral Gables, Fla.)*

# ALL-TIME RESULTS

## 2014-15

**Record: 20-13 (15-3 H, 2-9 A, 3-1 N)**
**Atlantic Coast: 8-8 (8th)**
**Head Coach: Katie Meier**

| Date | W/L | Opponent | Score |
|---|---|---|---|
| N14 | W | OAKLAND | 66-53 |
| N17 | L | at Middle Tennessee | 53-48 |
| N21 | W | NORTH FLORIDA | 81-53 |
| N25 | L | RV/RV ARIZONA STATE | 65-61 |
| N28 | W | ILLINOIS STATE# | 95-44 |
| N29 | W | TULSA# | 69-57 |
| D4 | W | WISCONSIN+ | 66-54 |
| D6 | W | JACKSONVILLE | 65-36 |
| D13 | W | COPPIN STATE | 70-54 |
| D18 | W | vs. UCLA& | 74-67 |
| D19 | L | vs. Tulane& | 70-65 |
| D28 | W | FLORIDA A&M% | 83-47 |
| D29 | W | LSU% | 76-71 |
| J4 | W | BOSTON COLLEGE* | 74-53 |
| J8 | W | No. 4/4 NOTRE DAME* | 78-63 |
| J11 | W | at Virginia Tech* | 62-45 |
| J15 | W | CLEMSON* | 79-42 |
| J18 | L | at No. 16/14 Duke* | 68-53 |
| J21 | W | VIRGINIA* | 67-58 |
| J25 | L | at No. 4/4 Louisville* | 68-55 |
| F1 | L | at Pittsburgh* | 81-66 |
| F5 | W | VIRGINIA TECH* | 42-39 |
| F8 | L | at No. 9/8 Florida State* | 80-60 |
| F12 | W | at No. 23/22 Syracuse* | 85-71 |
| F15 | W | GEORGIA TECH* | 64-59 |
| F19 | L | at NC State* | 68-65 |
| F22 | L | No. 17/14 NORTH CAROLINA* | 66-65 |
| F26 | L | at Wake Forest* | 60-59 |
| M1 | L | No. 9/8 FLORIDA STATE* | 69-55 |
| M5 | W | vs. Virginia^ | 62-52 |
| M6 | L | vs. No. 2/2 Notre Dame^ | 77-61 |
| M20 | W | vs. Washington! | 86-80 |
| M22 | L | at No. 18/15 Iowa! | 88-70 |

** Atlantic Coast Conference game*
*# Miami Thanksgiving Tournament (Coral Gables, Fla.)*
*+ ACC/Big Ten Challenge*
*% Miami Holiday Tournament (Coral Gables, Fla.)*
*& Tulane/DoubleTree Classic (New Orleans, La.)*
*^ ACC Tournament (Greensboro, N.C.)*
*! NCAA Tournament (Iowa City, Iowa)*

## 2015-16

**Record: 24-9 (13-3 H, 8-3 A, 3-3 N)**
**Atlantic Coast: 10-6 (T-5th)**
**Head Coach: Katie Meier**

| Date | W/L | Opponent | Score |
|---|---|---|---|
| N13 | W | WRIGHT STATE | 80-67 |
| N15 | W | BETHUNE-COOKMAN | 55-47 |
| N17 | W | at Old Dominion | 61-35 |
| N21 | W | at Loyola Chicago | 77-50 |
| N23 | W | at Charlotte | 77-70 |
| N27 | W | MILWAUKEE# | 77-38 |
| N29 | W | LA SALLE# | 86-58 |
| D2 | W | ILLINOIS+ | 73-64 |
| D4 | W | COPPIN STATE | 78-59 |
| D6 | W | UMASS LOWELL | 84-53 |
| D19 | L | vs. No. 4/4 Baylor& | 88-81 |
| D20 | W | vs. Indiana& | 89-75 |
| D22 | W | FIU | 83-55 |
| D30 | W | NC STATE* | 73-44 |
| J3 | L | at Virginia* | 76-56 |
| J7 | W | PITTSBURGH* | 79-55 |
| J10 | W | at Clemson* | 83-49 |
| J14 | W | WAKE FOREST* | 71-60 |
| J17 | W | at North Carolina* | 76-61 |
| J24 | L | No. 14/13 FLORIDA STATE* | 69-58 |
| J28 | W | at Virginia Tech* | 57-45 |
| F1 | L | SYRACUSE* | 57-51 |
| F4 | W | at Boston College* | 67-62 |
| F7 | W | RV/RV DUKE* | 61-53 |
| F11 | W | at Georgia Tech* | 58-55 |
| F14 | L | at No. 3/3 Notre Dame* | 90-69 |
| F21 | W | VIRGINIA TECH* | (OT) 67-56 |
| F25 | L | No. 10/10 LOUISVILLE* | 79-51 |
| F28 | L | at No. 12/12 Florida State* | 70-67 |
| M3 | W | vs. Pittsburgh^ | 77-55 |
| M4 | W | vs. No. 14/10 Florida State^ | 74-56 |
| M5 | L | vs. No. 2/3 Notre Dame^ | 78-67 |
| M19 | L | vs. South Dakota State! | 74-71 |

** Atlantic Coast Conference game*
*# Miami Thanksgiving Classic (Coral Gables, Fla.)*
*+ ACC/Big Ten Challenge*
*& Florida Sunshine Classic (Winter Park, Fla.)*
*^ ACC Tournament (Greensboro, N.C.)*
*! NCAA Tournament (Stanford, Calif.)*

## 2016-17

**Record: 24-9 (14-3 H, 7-5 A, 3-1 N)**
**Atlantic Coast: 10-6 (7th)**
**Head Coach: Katie Meier**

| Date | W/L | Opponent | Score |
|---|---|---|---|
| N11 | L | at No. 19/19 Kentucky& | 82-66 |
| N13 | W | vs. Albany& | 77-53 |
| N16 | W | CHARLOTTE | 80-46 |
| N20 | W | at St. John's | 62-50 |
| N25 | W | GRAMBLING STATE# | 89-61 |
| N27 | W | TEXAS TECH# | 74-56 |
| D1 | W | at No. 9/10 Ohio State+ | (OT) 94-89 |
| D4 | W | OLD DOMINION | 66-56 |
| D6 | W | LOYOLA CHICAGO | 81-43 |
| D16 | W | at FIU | 69-49 |
| D19 | W | COPPIN STATE% | 75-35 |
| D20 | W | MAINE% | 76-51 |
| D29 | L | No. 7/7 FLORIDA STATE* | 81-66 |
| J2 | W | at Pittsburgh* | 82-50 |
| J5 | W | at RV/No. 23 NC State* | 67-64 |
| J8 | L | No. 7/6 NOTRE DAME* | 67-55 |
| J11 | W | No. 15/16 VIRGINIA TECH* | 82-75 |
| J15 | L | at No. 9/8 Louisville* | 63-59 |
| J22 | L | at RV/No. 24 Syracuse* | 81-48 |
| J26 | W | NORTH CAROLINA* | 100-88 |
| J29 | W | BOSTON COLLEGE* | 58-51 |
| F2 | W | at Wake Forest* | 79-56 |
| F6 | L | at No. 5/5 Florida State* | 80-71 |
| F9 | W | VIRGINIA* | 63-52 |
| F12 | W | CLEMSON* | 81-57 |
| F19 | L | at No. 13/14 Duke* | 83-70 |
| F23 | W | at Virginia Tech* | 79-69 |
| F26 | W | GEORGIA TECH* | 75-70 |

# ALL-TIME RESULTS

| | | | |
|---|---|---|---|
| M2 | W | vs. Georgia Tech^ | 87-71 |
| M3 | W | vs. No. 8/12 Florida State^ | 56-54 |
| M4 | L | vs. No. 13/11 Duke^ | 57-52 |
| M18 | W | FGCU! | 62-60 |
| M20 | L | QUINNIPIAC! | 85-78 |

** Atlantic Coast Conference game*
*& Kentucky Classic (Lexington, Ky.)*
*# Miami Thanksgiving Tournament (Coral Gables, Fla.)*
*+ ACC/Big Ten Challenge*
*% Miami Holiday Tournament (Coral Gables, Fla.)*
*^ ACC Tournament (Conway, S.C.)*
*! NCAA Tournament (Coral Gables, Fla.)*

## 2017-18

**Record: 21-11 (13-5 H, 5-4 A, 3-2 N)**
**Atlantic Coast: 10-6 (T-6th)**
**Head Coach: Katie Meier**

| Date | W/L | Opponent | Score |
|---|---|---|---|
| N10 | W | FIU | 77-69 |
| N12 | W | VERMONT | 73-49 |
| N18 | L | at Colorado | 67-61 |
| N21 | W | NEW ORLEANS | 76-46 |
| N24 | W | MAINE# | 80-70 |
| N26 | L | No. 15/15 MARYLAND# | 79-71 |
| N30 | W | MICHIGAN STATE+ | 67-57 |
| D3 | L | ST. JOHN'S | 74-64 |
| D10 | W | No. 20/23 KENTUCKY | 65-54 |
| D15 | W | ALABAMA STATE | 79-31 |
| D18 | W | vs. Sacramento State& | 82-56 |
| D20 | W | vs. Southern Illinois& | 75-65 |
| D28 | W | BETHUNE-COOKMAN | 85-39 |
| D31 | W | No. 14/15 DUKE* | 51-48 |
| J4 | L | at No. 2/2 Notre Dame* | 83-76 |
| J7 | L | WAKE FOREST* | 61-50 |
| J11 | L | at No. 13/12 Florida State* | 105-67 |
| J14 | W | at Clemson* | 72-60 |
| J18 | W | SYRACUSE* | 72-67 |
| J21 | W | at Boston College* | 65-43 |
| J25 | L | No. 4/4 LOUISVILLE* | 84-74 |
| J28 | W | at Virginia Tech* | 82-78 |
| F4 | W | at North Carolina* | 92-72 |
| F8 | W | No. 23/23 NC STATE* | 52-48 |
| F11 | L | No. 12/12 FLORIDA STATE* | 91-71 |
| F15 | W | PITTSBURGH* | 82-58 |
| F18 | W | at Virginia* | 77-62 |
| F22 | L | at Georgia Tech* | 70-51 |
| F25 | W | VIRGINIA TECH* | 76-46 |
| M1 | W | vs. Wake Forest^ | 68-60 |
| M2 | L | vs. Florida State^ | 73-69 |
| M17 | L | vs. Quinnipiac! | 86-72 |

** Atlantic Coast Conference game*
*# Miami Thanksgiving Tournament (Coral Gables, Fla.)*
*+ ACC/Big Ten Challenge*
*& Puerto Rico Classic (Trujillo Alto, P.R.)*
*^ ACC Tournament (Greensboro, N.C.)*
*! NCAA Tournament (Storrs, Conn.)*

## 2018-19

**Record: 25-9 (17-3 H, 6-5 A, 2-1 N)**
**Atlantic Coast: 12-4 (4th)**
**Head Coach: Katie Meier**

| Date | W/L | Opponent | Score |
|---|---|---|---|
| N6 | W | at FIU | 94-43 |
| N9 | W | STEPHEN F. AUSTIN | 81-60 |
| N11 | W | HARTFORD | 75-62 |
| N15 | W | No. 19/19 MARQUETTE | 63-55 |
| N18 | L | at Iowa State | 75-52 |
| N23 | W | NEBRASKA# | 82-68 |
| N25 | W | TEMPLE# | 73-61 |
| N29 | L | at Purdue+ | 74-63 |
| D2 | W | COLORADO | 73-58 |
| D9 | W | NEW ORLEANS | 78-38 |
| D16 | W | MARYLAND EASTERN SHORE | 71-53 |
| D20 | W | vs. Vanderbilt& | 90-65 |
| D21 | W | vs. Alabama& | 101-74 |
| D28 | W | FLORIDA A&M% | 103-54 |
| D30 | L | CENTRAL MICHIGAN% | 90-80 |
| J3 | W | rv/25 VIRGINIA TECH* | 68-61 |
| J6 | W | at Wake Forest* | 72-57 |
| J10 | L | CLEMSON* | 76-67 |
| J17 | W | at Duke* | 58-50 |
| J20 | W | NORTH CAROLINA* | 76-68 |
| J23 | W | at No. 13/14 Syracuse* | 84-71 |
| J27 | W | BOSTON COLLEGE* | 76-73 |
| J31 | L | at No. 24/21 Florida State* | 62-58 |
| F3 | W | VIRGINIA* | 72-59 |
| F7 | W | NO. 4/4 NOTRE DAME* | 72-65 |
| F10 | W | at Pittsburgh* | 65-51 |
| F17 | W | at No. 2/2 Louisville* | 79-73 |
| F21 | L | at Virginia Tech* | 73-65 |
| F24 | W | NO. 22/20 FLORIDA STATE* | 64-54 |
| F28 | W | GEORGIA TECH* | 69-56 |
| M3 | L | at No. 10/10 NC State* | 70-68 |
| M8 | L | vs. No. 18/16 Syracuse^ | 92-85 |
| M22 | W | FGCU! | 69-62 |
| M24 | L | NO. 22/20 ARIZONA STATE! | 57-55 |

** Atlantic Coast Conference game*
*# Miami Thanksgiving Tournament (Coral Gables, Fla.)*
*+ ACC/Big Ten Challenge*
*& Florida Sunshine Classic (Orlando, Fla.)*
*% Miami Holiday Classic*
*^ ACC Tournament (Greensboro, N.C.)*
*! NCAA Tournament (Storrs, Conn.)*

## 2019-20

**Record: 15-15 (12-6 H, 2-8 A, 1-1 N)**
**Atlantic Coast: 7-11 (11th)**
**Head Coach: Katie Meier**

| Date | W/L | Opponent | Score |
|---|---|---|---|
| N10 | W | JACKSON STATE | 83-68 |
| N13 | W | NORTH FLORIDA | 78-55 |
| N17 | W | IUPUI | 74-65 |
| N22 | W | vs. NC A&T& | 68-67 |
| N23 | L | at No. 19/20 DePaul& | 89-83 |
| N29 | L | No. 7/5 OREGON STATE# | 75-53 |
| N30 | W | MIAMI (OH)# | 80-62 |
| D4 | L | No. 14/16 INDIANA+ | 58-45 |
| D17 | W | BINGHAMTON | 79-56 |
| D20 | W | UNC ASHEVILLE% | 75-46 |

# ALL-TIME RESULTS

| | | | |
|---|---|---|---|
| D21 | W | WASHINGTON STATE% | 74-86 |
| D29 | W | WAKE FOREST* | 59-56 |
| J2 | L | at Georgia Tech* | 61-54 |
| J5 | L | No. 8/8 FLORIDA STATE* | 73-62 |
| J9 | L | No. 7/7 LOUISVILLE* | 87-41 |
| J12 | W | SYRACUSE* | 77-62 |
| J16 | L | at North Carolina* | 78-58 |
| J19 | L | at Notre Dame* | 76-53 |
| J23 | W | CLEMSON* | 68-64 |
| J26 | L | at No. 14/14 Florida State* | 69-61 |
| J30 | W | GEORGIA TECH* | (OT) 54-49 |
| F2 | L | at Virginia Tech* | 69-45 |
| F9 | L | DUKE | 74-55 |
| F13 | L | at Virginia* | 69-64 |
| F16 | W | at Clemson* | 63-48 |
| F20 | L | No. 10/10 NC State* | 50-48 |
| F23 | L | at Boston College* | 75-64 |
| F27 | W | at Wake Forest* | 79-63 |
| M1 | W | PITTSBURGH* | 73-54 |
| M4 | L | vs. Clemson^ | 71-56 |

** Atlantic Coast Conference game*
*& Maggie Dixon Classic (Chicago, Ill.)*
*# Miami Thanksgiving Tournament (Coral Gables, Fla.)*
*+ ACC/Big Ten Challenge*
*% Miami Holiday Classic*
*^ ACC Tournament (Greensboro, N.C.)*

***Due to the COVID-19 outbreak, the 2020 NCAA Tournament and the 2020 WNIT were canceled.***

## 2020-21

**Record: 11-11 (8-4 H, 3-6 A, 0-1 N)**
**Atlantic Coast: 8-10 (T-9th)**
**Head Coach: Katie Meier**

| Date | W/L | Opponent | Score |
|---|---|---|---|
| N25 | W | JACKSONVILLE | 74-58 |
| N28 | W | NORTH FLORIDA | 81-39 |
| D3 | W | FLORIDA ATLANTIC | 73-61 |
| D10 | L | #20/18 SYRACUSE* | 69-58 |
| D14 | W | NORTH CAROLINA* | 67-63 |
| D20 | L | at #4/3 NC State* | 78-47 |
| D31 | L | NOTRE DAME* | 71-60 |
| J3 | W | CLEMSON* | 80-71 |
| J7 | L | at Wake Forest* | 63-60 |
| J10 | W | at North Carolina* | 69-59 |
| J17 | L | at #24/21 Syracuse* | 99-64 |
| J21 | W | at Pittsburgh* | 72-68 |
| J26 | L | at #1/1 Louisville* | 79-76 |
| J28 | L | GEORGIA TECH* | 70-56 |
| F7 | W | FLORIDA STATE* | 68-53 |
| F11 | L | VIRGINIA TECH* | 75-55 |
| F14 | L | at Florida State* | 67-59 |
| F16 | L | at Georgia Tech* | 67-56 |
| F18 | W | BOSTON COLLEGE* | 77-60 |
| F25 | W | WAKE FOREST* | 69-67 |
| F28 | W | at Clemson* | 68-62 |
| M4 | L | vs. Virginia Tech^ | 72-64 |

** Atlantic Coast Conference game*
*^ ACC Tournament (Greensboro, N.C.)*

## 2021-22

**Record: 21-13 (12-4 H, 5-6 A, 4-3 N)**
**Atlantic Coast: 10-8 (T-7th)**
**Head Coach: Katie Meier**

| Date | W/L | Opponent | Score |
|---|---|---|---|
| N9 | W | JACKSON STATE | 72-67 |
| N12 | W | BETHUNE-COOKMAN | 55-43 |
| N14 | W | STETSON | 54-39 |
| N18 | W | FLORIDA ATLANTIC | 56-46 |
| N25 | L | vs. Washington State$ | 62-47 |
| N27 | L | vs. #4/6 Indiana$ | 53-51 |
| D2 | L | at #8/8 Maryland+ | 82-74 |
| D5 | W | TULANE | 70-63 |
| D6 | W | ARK-PINE BLUFF | 78-65 |
| D12 | W | ROBERT MORRIS | 86-45 |
| J6 | L | WAKE FOREST* | 47-46 |
| J9 | L | #5/4 NC STATE* | 76-64 |
| J13 | W | at Clemson* | 69-60 |
| J16 | W | #15/16 GEORGIA TECH* | 46-45 |
| J18 | L | #21/24 DUKE* | 58-49 |
| J20 | W | at Florida State* | 59-52 |
| J23 | L | at Boston College* | 79-66 |
| J27 | W | at Wake Forest* | 66-59 |
| F1 | L | #4/4 LOUISVILLE* | 69-66 |
| F3 | W | SYRACUSE* | 71-65 |
| F6 | L | at #24/23 North Carolina* | 85-38 |
| F10 | L | at #18/19 Notre Dame* | 69-53 |
| F13 | W | FLORIDA STATE* | 76-59 |
| F15 | W | at Virginia* | 71-55 |
| F17 | W | PITTSBURGH* | 60-50 |
| F20 | W | at #16/18 Georgia Tech* | 51-39 |
| F24 | L | at #23/24 Virginia Tech* | 70-63 |
| F27 | W | CLEMSON* | 76-40 |
| M3 | W | vs. Duke^ | 61-55 |
| M4 | W | vs. #4/4 Louisville^ | 61-59 |
| M5 | W | vs. #20/20 Notre Dame^ | 57-54 |
| M6 | L | vs. #3/3 NC State^ | 60-47 |
| M18 | W | vs. South Florida! | 78-66 |
| M20 | L | at #1/1 SOUTH CAROLINA! | 49-33 |

** Atlantic Coast Conference game*
*+ ACC/Big Ten Challenge*
*$ Baha Mar Hoops Showcase (Nassau, Bahamas)*
*^ ACC Tournament (Greensboro, N.C.)*
*! NCAA Tournament*

## 2022-23

**Record: 22-13 (14-4 H, 5-7 A, 3-2 N)**
**Atlantic Coast: 10-7 (T-6th)**
**Head Coach: Katie Meier**

| Date | W/L | Opponent | Score |
|---|---|---|---|
| N7 | W | UMES | 83-51 |
| N10 | W | STETSON | 80-56 |
| N13 | W | BOSTON UNIVERSITY | 81-46 |
| N16 | W | FLORIDA ATLANTIC | 75-42 |
| N20 | L | at DePaul | 98-83 |
| N22 | W | at Loyola Chicago | 63-45 |
| N25 | W | N.C. A&T# | 97-54 |
| N27 | L | COLUMBIA# | 78-71 |
| D1 | L | #17/20 MICHIGAN+ | 76-64 |
| D4 | W | NORTH FLORIDA | 85-45 |
| D11 | L | FLORIDA | (OT) 76-73 |
| D21 | L | at Florida State* | 92-85 |

| | | | |
|---|---|---|---|
| D29 | L | #5/5 NOTRE DAME* | 66-63 |
| J1 | W | at Pittsburgh* | 74-67 |
| J5 | W | #22/18 NORTH CAROLINA* | 62-58 |
| J8 | W | #9/10 VIRGINIA TECH* | 77-66 |
| J12 | W | at Georgia Tech* | 69-60 |
| J15 | W | WAKE FOREST* | 55-43 |
| J19 | L | at #20/18 NC State* | 71-61 |
| J26 | W | BOSTON COLLEGE* | 86-65 |
| J29 | L | at Wake Forest* | 55-52 |
| F2 | W | at Clemson* | (OT) 69-66 |
| F5 | W | GEORGIA TECH* | 64-58 |
| F9 | W | #19/24 FLORIDA STATE* | 86-82 |
| F12 | L | at #9/11 Duke* | 50-40 |
| F16 | W | CLEMSON* | 59-54 |
| F19 | L | at Syracuse* | 77-68 |
| F23 | L | at Louisville* | 71-57 |
| F26 | W | VIRGINIA* | 85-74 |
| M2 | W | vs. Boston College^ | 84-69 |
| M3 | L | vs. #8/8 Virginia Tech^ | 68-42 |
| M18 | W | vs. Oklahoma State! | 62-61 |
| M20 | W | at #3/2 Indiana! | 70-68 |
| M24 | W | vs. #10/10 Villanova!! | 70-65 |
| M26 | L | vs. #9/6 LSU!! | 54-42 |

** Atlantic Coast Conference game*
*^ ACC Tournament (Greensboro, N.C.)*
*! NCAA Tournament (Bloomington, Ind.)*
*!! NCAA Tournament (Greenville, S.C.)*

## 2023-24

**Record: 19-12 (14-4 H, 4-6 A, 1-2 N)**
**Atlantic Coast: 8-10 (9th)**
**Head Coach: Katie Meier**

| Date | W/L | Opponent | Score |
|---|---|---|---|
| N9 | W | JACKSONVILLE | 83-53 |
| N12 | W | FORDHAM | 78-39 |
| N17 | W | SOUTHERN | 61-57 |
| N24 | W | COLGATE | 67-49 |
| N26 | W | ETSU | 68-44 |
| N29 | W | at #21 Mississippi St. | 74-68 |
| D3 | W | NJIT | 87-43 |
| D8 | W | DEPAUL | 75-70 |
| D16 | L | Baylor | 75-57 |
| D20 | W | JACKSON STATE | 59-52 |
| D28 | W | ALABAMA STATE | 81-36 |
| D31 | L | at Louisville* | 77-72 |
| J4 | L | at Boston College* | 70-64 |
| J7 | W | WAKE FOREST* | 77-47 |
| J11 | L | at #11 Virginia Tech* | 76-52 |
| J14 | L | at #18/19 Notre Dame* | 70-59 |
| J18 | W | #4/5 NC STATE* | 73-59 |
| J25 | L | at #20/21 NORTH CAROLINA* | 66-61 |
| J28 | W | DUKE* | 64-58 |
| F1 | W | at Wake Forest* | 72-54 |
| F4 | L | at Florida State* | 75-68 |
| F8 | W | CLEMSON* | (OT) 75-72 |
| F11 | W | at Georgia Tech* | 62-60 |
| F15 | L | #19/20 SYRACUSE* | 71-60 |
| F18 | L | FLORIDA STATE* | 74-68 |
| F22 | L | at Virginia* | 77-60 |
| F25 | W | at Clemson* | 56-50 |
| F29 | W | PITTSBURGH* | 62-44 |
| M3 | L | GEORGIA TECH* | (OT) 71-66 |
| M7 | W | NORTH CAROLINA^ | 60-59 |
| M8 | L | #11 VIRGINIA TECH^ | 55-47 |

** Atlantic Coast Conference game*
*^ ACC Tournament (Greensboro, N.C.)*

# SERIES RECORDS

| A | |
|---|---|
| Alabama | 1-2 |
| UAB | 2-2 |
| Alabama State | 2-0 |
| Alaska Anchorage | 2-0 |
| Albany | 1-0 |
| Alcorn State | 2-0 |
| Appalachian State | 1-0 |
| Arkansas-Pine Bluff | 1-0 |
| Arizona | 1-1 |
| Arizona State | 0-4 |
| Arkansas | 0-1 |
| Army West Point | 1-0 |
| Auburn | 0-8 |
| Augustana | 1-0 |
| Austin Peay | 2-0 |

| B | |
|---|---|
| Barry | 3-1 |
| Baylor | 1-2 |
| Bethune-Cookman | 10-1 |
| Binghamton | 3-0 |
| Boston College | 31-20 |
| Boston University | 2-0 |
| Bradley | 2-0 |
| BYU | 1-1 |
| Broward Central | 11-9 |
| Brown | 2-0 |
| Bucknell | 1-0 |
| Butler | 1-1 |

| C | |
|---|---|
| California | 0-1 |
| UC Riverside | 2-0 |
| Cal State Bakersfield | 2-0 |
| Carson-Newman | 1-0 |
| Central Arkansas | 1-0 |
| Central Connecticut State | 1-0 |
| UCF | 11-3 |
| Central Michigan | 0-1 |
| Charleston Southern | 1-0 |
| Charlotte | 2-1 |
| Clemson | 21-8 |
| Cleveland State | 3-0 |
| Colorado | 1-1 |
| Columbia | 0-1 |
| Connecticut | 5-18 |
| Coppin State | 7-0 |
| Cornell | 2-0 |

| D | |
|---|---|
| Dartmouth | 2-0 |
| Davidson | 1-0 |
| Dayton | 3-0 |
| Delaware State | 1-0 |
| Delta State | 0-1 |
| DePaul | 1-2 |
| Detroit | 1-1 |
| District of Columbia | 1-0 |
| Drake | 0-1 |
| Duke | 6-17 |

| E | |
|---|---|
| East Carolina | 1-1 |
| East Tennessee State | 1-1 |
| Eastern Kentucky | 2-1 |
| Eastern Michigan | 1-0 |
| Edinboro State | 0-1 |
| Evansville | 1-0 |

| F | |
|---|---|
| Fairfield | 3-3 |
| Farleigh Dickinson | 1-0 |
| Flagler | 2-2 |
| Florida | 14-29 |
| Florida A&M | 13-9 |
| Florida Atlantic | 20-0 |
| FGCU | 3-0 |
| FIU | 37-22 |
| Florida Memorial | 6-0 |
| Florida Southern | 0-1 |
| Florida State | 19-51 |
| Florida Tech | 2-3 |
| Fordham | 3-0 |
| Furman | 1-0 |

| G | |
|---|---|
| Gardner-Webb | 2-0 |
| Georgetown | 16-9 |
| George Mason | 0-2 |
| George Washington | 1-0 |
| Georgia | 0-2 |
| Georgia Southern | 2-0 |
| Georgia State | 5-3 |
| Georgia Tech | 22-18 |
| Gonzaga | 1-1 |
| Grambling State | 3-2 |
| Green Bay | 0-2 |

| H | |
|---|---|
| Hampton | 1-0 |
| Hartford | 2-1 |
| Harvard | 1-0 |
| Holy Cross | 2-0 |
| Homestead AFB | 2-0 |
| Houston | 2-7 |
| Howard | 2-0 |

| I | |
|---|---|
| Idaho | 0-1 |
| Idaho State | 1-0 |
| Illinois | 1-2 |
| Illinois-Chicago | 1-0 |
| Illinois State | 2-0 |
| Indiana | 3-3 |
| IUPUI | 2-0 |
| Iona | 1-0 |
| Iowa | 0-4 |
| Iowa State | 0-1 |

| J | |
|---|---|
| Jackson State | 4-1 |
| Jacksonville | 3-1 |
| James Madison | 1-0 |

# SERIES RECORDS

| K | |
|---|---|
| Kansas | 0-2 |
| Kennesaw State | 1-0 |
| Kentucky | 2-6 |

| L | |
|---|---|
| La Salle | 1-0 |
| Lamar | 2-1 |
| Lawrence | 1-0 |
| Lehigh | 1-0 |
| Lipscomb | 1-0 |
| Long Beach State | 1-0 |
| LIU Brooklyn | 1-0 |
| Longwood | 1-0 |
| LSU | 1-4 |
| Louisiana | 1-0 |
| Louisiana-Monroe | 1-1 |
| Louisiana Tech | 0-2 |
| Louisville | 3-9 |
| Loyola Chicago | 3-0 |
| Loyola Marymount | 1-0 |

| M | |
|---|---|
| Maine | 3-2 |
| Manhattan | 1-0 |
| Manhattanville | 1-0 |
| Marquette | 1-0 |
| Maryland | 5-12 |
| Maryland-Eastern Shore | 4-0 |
| UMass Lowell | 1-0 |
| Marymack (MO) | 0-1 |
| Massachusetts | 2-0 |
| Memphis | 1-1 |
| Mercer | 5-2 |
| Miami-Dade Downtown | 6-0 |
| Miami-Dade New World | 11-0 |
| Miami-Dade North | 12-7 |
| Miami-Dade South | 7-9 |
| Miami (OH) | 3-0 |
| Michigan | 2-3 |
| Michigan State | 3-2 |
| Middle Tennessee | 1-2 |
| Millikin | 1-0 |
| Milwaukee | 3-0 |
| Minnesota | 1-3 |
| Mississippi | 4-3 |
| Mississippi State | 1-1 |
| Missouri | 2-0 |
| Missouri State | 1-0 |
| UMKC | 1-1 |
| Monmouth | 1-0 |
| Montana | 1-1 |
| Morehead State | 1-0 |
| Morgan State | 2-0 |
| Morris Brown | 1-0 |
| Murray State | 2-0 |

| N | |
|---|---|
| Nebraska | 1-3 |
| New Hampshire | 1-0 |
| New Mexico | 1-1 |
| New Orleans | 3-0 |
| Niagara | 1-0 |
| Nicholls State | 1-0 |
| Norfolk State | 1-0 |
| North Carolina | 14-16 |
| North Carolina A&T | 4-0 |
| UNC Asheville | 1-0 |
| UNC Greensboro | 1-0 |
| NC State | 12-16 |
| North Florida | 7-0 |
| North Dakota State | 1-0 |
| Northern Illinois | 1-1 |
| Northwestern | 1-1 |
| Northwestern State | 1-0 |
| Notre Dame | 6-25 |

| O | |
|---|---|
| Oakland | 3-0 |
| Ohio State | 1-2 |
| Oklahoma | 2-2 |
| Oklahoma State | 2-1 |
| Old Dominion | 2-3 |
| Oral Roberts | 1-1 |
| Oregon | 0-1 |
| Oregon State | 0-1 |

| P | |
|---|---|
| Penn | 0-1 |
| Penn State | 1-0 |
| Pepperdine | 1-0 |
| Pittsburgh | 27-9 |
| Prairie View A&M | 1-0 |
| Portland State | 1-0 |
| Providence | 18-6 |
| Purdue | 2-4 |

| Q | |
|---|---|
| Quinnipiac | 2-2 |

| R | |
|---|---|
| Radford | 2-0 |
| Rhode Island | 0-2 |
| Rice | 1-1 |
| Richmond | 2-1 |
| Robert Morris | 2-0 |
| Rutgers | 8-13 |

| S | |
|---|---|
| Sacramento State | 1-0 |
| St. Bonaventure | 1-0 |
| St. Francis Brooklyn | 1-0 |
| St. John's | 19-7 |
| St. Joseph's | 1-1 |
| St. Mary's | 0-1 |
| St. Peter's | 1-0 |
| Samford | 1-0 |
| San Diego State | 1-0 |
| San Francisco | 1-0 |
| Santa Clara | 2-0 |
| Siena | 1-0 |
| Seton Hall | 13-9 |
| South Alabama | 0-1 |
| South Carolina | 0-3 |
| South Carolina State | 0-1 |
| South Dakota State | 0-1 |

| | |
|---|---|
| South Florida | 30-11 |
| Southern | 2-0 |
| Southern Illinois | 2-0 |
| SIU-Edwardsville | 2-0 |
| SMU | 0-1 |
| Southern Miss | 1-1 |
| Stephen F. Austin | 1-1 |
| Stetson | 21-4 |
| Syracuse | 22-14 |

**T**

| | |
|---|---|
| Tampa | 5-1 |
| Temple | 4-1 |
| Tennessee | 0-2 |
| UT Martin | 0-1 |
| Texas | 1-2 |
| Texas A&M | 2-0 |
| TCU | 1-0 |
| UT Rio Grande Valley | 1-0 |
| Texas State | 1-0 |
| Texas Southern | 3-0 |
| Texas Tech | 1-2 |
| Toledo | 3-1 |
| Tulane | 2-3 |
| Tulsa | 1-0 |

**U**

| | |
|---|---|
| UCLA | 1-0 |
| Upper Iowa | 1-0 |

**V**

| | |
|---|---|
| Valparaiso | 1-0 |
| Vanderbilt | 2-1 |
| Vermont | 1-0 |
| Villanova | 10-13 |
| Virginia | 12-11 |
| VCU | 1-0 |
| Virginia Tech | 22-14 |

**W**

| | |
|---|---|
| Wake Forest | 19-12 |
| Washington | 1-1 |
| Washington State | 1-1 |
| Weber State | 1-0 |
| West Virginia | 12-3 |
| Western Illinois | 1-0 |
| Western Kentucky | 2-4 |
| Western Michigan | 2-0 |
| William & Mary | 1-0 |
| Wisconsin | 2-0 |
| Wright State | 1-0 |

**Y**

| | |
|---|---|
| Yale | 2-0 |

# SERIES RESULTS

## ALABAMA (1-2)
*(H: 1-1; N: 0-1)*

| | | | |
|---|---|---|---|
| 12/21/18 | W | 101-74 | (n) |
| 12/29/96 | L | 73-43 | (h) |
| 1/4/80 | L | 73-61 | (h) |

## UAB (2-2)
*(H: 1-1; A: 1-1; N: 0-0)*

| | | | |
|---|---|---|---|
| 11/22/10 | W | 68-52 | (h) |
| 11/21/09 | W | 70-54 | (a) |
| 11/21/80 | L | 79-63 | (a) |
| 1/23/80 | L | 83-71 | (h) |

## ALABAMA STATE (2-0)
*(H: 2-0)*

| | | | |
|---|---|---|---|
| 12/15/17 | W | 79-31 | (h) |
| 12/28/23 | W | 81-36 | (h) |

## ALASKA ANCHORAGE (2-0)
*(A: 2-0)*

| | | | |
|---|---|---|---|
| 11/23/11 | W | 72-55 | (a) |
| 3/1/87 | W | 71-62 | (a) |

## ALBANY (1-0)
*(N: 1-0)*

| | | | |
|---|---|---|---|
| 11/13/16 | W | 77-53 | (n) |

## ALCORN STATE (2-0)
*(H: 2-0)*

| | | | |
|---|---|---|---|
| 12/3/12 | W | 68-53 | (h) |
| 12/11/10 | W | 94-32 | (h) |

## APPALACHIAN STATE (1-0)
*(H: 1-0)*

| | | | |
|---|---|---|---|
| 12/29/92 | W | 80-63 | (h) |

## ARKANSAS-PINE BLUFF (1-0)
*(H: 1-0)*

| | | | |
|---|---|---|---|
| 12/6/21 | W | 78-65 | (h) |

## ARIZONA (1-1)
*(H: 1-0; A: 0-1)*

| | | | |
|---|---|---|---|
| 12/2/89 | W | 85-65 | (h) |
| 1/27/88 | L | 78-71 | (a) |

## ARIZONA STATE (0-4)
*(H: 0-1; A: 0-2; N: 0-1)*

| | | | |
|---|---|---|---|
| 3/24/19! | L | 57-55 | (n) |
| 11/25/14 | L | 65-61 | (h) |
| 12/21/13 | L | 75-73 | (a) |
| 1/28/88 | L | 78-74 | (a) |

*! NCAA Tournament*

## ARKANSAS (0-1)
*(A: 0-1)*

| | | | |
|---|---|---|---|
| 11/23/84 | L | 79-58 | (a) |

## ARMY WEST POINT (1-0)
*(H: 1-0)*

| | | | |
|---|---|---|---|
| 1/7/80 | W | 73-62 | (h) |

## AUBURN (0-8)
*(H: 0-5; A: 0-3)*

| | | | |
|---|---|---|---|
| 12/30/08 | L | 68-53 | (h) |
| 12/29/06 | L | 79-61 | (h) |
| 12/29/94 | L | 73-43 | (h) |
| 2/4/89 | L | 73-44 | (a) |
| 12/29/87 | L | 96-48 | (h) |
| 1/3/87 | L | 98-55 | (a) |
| 1/27/86 | L | 92-46 | (a) |
| 1/5/81 | L | 78-72 | (h) |

## AUGUSTANA (1-0)
*(H: 1-0)*

| | | | |
|---|---|---|---|
| 12/29/84 | W | 77-50 | (h) |

## AUSTIN PEAY (2-0)
*(H: 2-0)*

| | | | |
|---|---|---|---|
| 11/28/08 | W | 64-51 | (h) |
| 1/4/82 | W | 74-52 | (h) |

## BARRY (3-1)
*(H: 2-0; A: 1-1)*

| | | | |
|---|---|---|---|
| 2/6/89 | W | 85-36 | (h) |
| 2/19/74 | W | 41-33 | (h) |
| 2/1/74 | W | 44-41 | (a) |
| 2/15/73 | L | 51-45 | (a) |

## BAYLOR (1-1)
*(N: 1-2)*

| | | | |
|---|---|---|---|
| 12/19/15 | L | 88-81 | (n) |
| 11/30/85 | W | 64-55 | (n) |
| 12/16/23 | L | 75-57 | (n) |

## BETHUNE-COOKMAN (10-1)
*(H: 8-0; A: 2-1)*

| | | | |
|---|---|---|---|
| 11/12/21 | W | 55-43 | (h) |
| 12/28/17 | W | 85-39 | (h) |
| 11/15/15 | W | 55-47 | (h) |
| 11/18/09 | W | 88-46 | (h) |
| 2/5/90 | W | 76-43 | (h) |
| 1/25/90 | W | 76-26 | (a) |
| 2/22/89 | W | 72-55 | (h) |
| 12/6/88 | W | 77-65 | (a) |
| 2/20/88 | L | 80-72 | (a) |
| 12/1/87 | W | 90-55 | (h) |
| 1/20/81 | W | 2-0—forfeit | (h) |

## BINGHAMTON (3-0)
*(H: 2-0; A: 1-0)*

| | | | |
|---|---|---|---|
| 12/17/19 | W | 79-56 | (h) |
| 12/19/09 | W | 68-52 | (a) |
| 12/13/08 | W | 72-37 | (h) |

## BOSTON COLLEGE (31-20)
*(H: 18-5; A: 11-12; N: 2-3)*

| | | | |
|---|---|---|---|
| 1/4/24 | L | 70-64 | (a) |
| 3/2/23 | W | 84-69 | (n) |
| 1/26/23 | W | 86-65 | (h) |
| 1/23/22 | L | 79-66 | (a) |
| 2/18/21 | W | 77-60 | (h) |
| 2/23/20 | L | 75-64 | (a) |

# SERIES RESULTS

| | | | |
|---|---|---|---|
| 1/27/19 | W | 76-73 | (h) |
| 1/21/18 | W | 65-43 | (a) |
| 1/29/17 | W | 58-51 | (h) |
| 2/4/16 | W | 67-62 | (a) |
| 1/4/15 | W | 74-53 | (h) |
| 1/16/14 | L | 63-62 | (a) |
| 2/17/13 | W | 79-54 | (h) |
| 2/26/12 | W | 88-42 | (h) |
| 2/5/12 | W | 88-57 | (a) |
| 2/17/11 | W | 90-80 | (a) |
| 1/16/11 | W | 65-53 | (h) |
| 2/28/10 | W | 76-68 | (h) |
| 1/31/10 | L | 72-64 | (a) |
| 3/5/09* | L | 76-59 | (n) |
| 2/16/09 | L | 71-64 | (h) |
| 1/18/09 | L | 62-54 | (a) |
| 3/2/08 | L | 63-52 | (h) |
| 2/3/08 | L | 70-42 | (a) |
| 2/11/07 | L | 78-65 | (a) |
| 1/18/07 | W | 83-68 | (h) |
| 2/12/06 | L | 79-69 | (a) |
| 1/19/06 | W | 82-68 | (h) |
| 3/7/04# | L | 65-53 | (n) |
| 1/10/04 | W | 70-66 | (a) |
| 3/1/03 | L | 84-77 | (a) |
| 1/15/03 | L | 79-61 | (h) |
| 2/26/02 | W | 60-57 | (h) |
| 3/3/01# | L | 62-49 | (n) |
| 1/10/01 | W | 65-59 | (a) |
| 2/2/00 | L | 66-55 | (h) |
| 1/16/99 | W | 66-53 | (a) |
| 12/5/98 | W | 65-57 | (h) |
| 1/10/98 | W | 85-79 | (h) |
| 3/2/97# | W | 63-48 | (n) |
| 2/19/97 | L | 67-55 | (a) |
| 1/2/97 | L | 66-48 | (h) |
| 1/22/96 | W | 60-59 | (a) |
| 1/22/95 | W | 73-67 | (a) |
| 1/2/95 | W | 80-45 | (h) |
| 2/26/94 | W | 75-72 | (h) |
| 1/25/94 | L | 80-71 | (a) |
| 2/16/93 | W | 84-55 | (h) |
| 1/31/93 | W | 80-67 | (a) |
| 2/1/92 | W | 79-60 | (h) |
| 1/3/92 | W | 78-59 | (a) |

**ACC Tournament*
*# BIG EAST Tournament*

## BOSTON UNIVERSITY (2-0)

***(H: 1-0; A: 1-0)***

| | | | |
|---|---|---|---|
| 11/13/22 | W | 81-46 | (h) |
| 1/11/90 | W | 87-69 | (a) |

## BRADLEY (2-0)

***(H: 1-0; N: 1-0)***

| | | | |
|---|---|---|---|
| 11/25/05 | W | 73-61 | (h) |
| 11/29/03 | W | 70-52 | (n) |

## BYU (1-1)

***(N: 1-1)***

| | | | |
|---|---|---|---|
| 12/20/86 | L | 82-80 | (n) |
| 12/13/85 | W | 78-74 | (n) |

## BROWARD CENTRAL (11-9)

***(H: 6-1; A: 5-4; N: 0-4)***

| | | | |
|---|---|---|---|
| 2/13/81 | W | 69-50 | (a) |
| 11/17/80 | W | 87-49 | (h) |
| 2/12/80 | W | 104-35 | (h) |
| 11/28/79 | W | 101-38 | (a) |
| 1978-79 | L | 81-58 | (n) |
| 1978-79 | L | 93-82 | (h) |
| 1978-79 | L | 77-61 | (a) |
| 2/21/78 | L | 70-62 | (n) |
| 1/2/78 | L | 59-47 | (a) |
| 2/18/77 | L | 72-65 | (n) |
| 2/16/77 | W | 75-64 | (h) |
| 2/4/77 | L | 69-59 | (a) |
| 2/21/76 | L | 91-65 | (n) |
| 2/2/76 | L | 69-65 | (a) |
| 1974-75 | W | 61-26 | (h) |
| 1974-75 | W | 49-19 | (a) |
| 1/30/74 | W | 43-27 | (a) |
| 2/21/74 | W | 44-28 | (h) |
| 1/12/73 | W | 36-26 | (a) |
| 2/13/73 | W | 41-25 | (h) |

## BROWN (2-0)

***(H: 2-0)***

| | | | |
|---|---|---|---|
| 12/29/08 | W | 81-41 | (h) |
| 12/29/99 | W | 79-62 | (h) |

## BUCKNELL (1-0)

***(H: 1-0)***

| | | | |
|---|---|---|---|
| 12/28/92 | W | 74-54 | (h) |

## BUTLER (1-1)

***(H: 1-1)***

| | | | |
|---|---|---|---|
| 11/24/07 | L | 62-59 | (h) |
| 12/27/96 | W | 70-55 | (h) |

## CALIFORNIA (0-1)

***(A: 0-1)***

| | | | |
|---|---|---|---|
| 4/3/10^ | L | 73-61 | (a) |

*^ WNIT*

## UC RIVERSIDE (2-0)

***(H: 1-0; A: 1-0)***

| | | | |
|---|---|---|---|
| 12/18/10 | W | 81-59 | (h) |
| 11/13/09 | W | 88-73 | (a) |

## CAL STATE BAKERSFIELD (2-0)

***(H: 1-0; A: 1-0)***

| | | | |
|---|---|---|---|
| 12/5/10 | W | 86-61 | (h) |
| 11/15/09 | W | 111-93 | (a) |

## CARSON-NEWMAN (1-0)

***(N: 1-0)***

| | | | |
|---|---|---|---|
| 12/17/81 | W | 86-63 | (n) |

## CENTRAL ARKANSAS (1-0)

***(H: 1-0)***

| | | | |
|---|---|---|---|
| 12/30/07 | W | 90-57 | (h) |

## CENTRAL CONNECTICUT STATE (1-0)

***(H: 1-0)***

# SERIES RESULTS

| | | | |
|---|---|---|---|
| 12/28/12 | W | 64-43 | (h) |

## CENTRAL MICHIGAN (0-1)

***(H: 0-1)***

| | | | |
|---|---|---|---|
| 12/20/18 | L | 90-80 | (h) |

## UCF (11-3)

***(H: 7-0; A: 3-2; N: 1-1)***

| | | | |
|---|---|---|---|
| 12/18/08 | W | 66-59 | (a) |
| 12/2/07 | W | 64-56 | (h) |
| 12/20/05 | W | 82-72 | (a) |
| 12/13/04 | W | 60-50 | (h) |
| 2/10/90 | W | 96-74 | (h) |
| 2/11/89 | W | 94-69 | (h) |
| 2/25/88 | W | 103-87 | (h) |
| 1/20/88 | W | 93-82 | (a) |
| 12/04/85 | W | 62-61 | (h) |
| 1/24/83 | L | 70-60 | (a) |
| 12/15/81 | W | 66-63 | (n) |
| 2/06/81 | W | 86-75 | (h) |
| 2/19/80 | L | 57-56 | (a) |
| 1978-79 | L | 69-51 | (n) |

## CHARLESTON SOUTHERN (1-0)

***(H: 1-0)***

| | | | |
|---|---|---|---|
| 12/2/07 | W | 64-56 | (h) |

## CHARLOTTE (2-1)

***(H: 1-0; A: 1-0; N: 0-1)***

| | | | |
|---|---|---|---|
| 11/16/16 | W | 80-46 | (h) |
| 11/23/15 | W | 77-70 | (a) |
| 3/24/90^ | L | 82-80 | (n) |

*^ WNIT*

## CLEMSON (21-8)

***(H: 10-3; A: 11-2; N: 0-3)***

| | | | |
|---|---|---|---|
| 2/25/24 | W | 56-50 | (a) |
| 2/8/24 | W | 75-72 (OT) | (h) |
| 2/16/23 | W | 59-54 | (h) |
| 2/2/23 | W | 69-66 | (a) |
| 2/27/22 | W | 76-40 | (h) |
| 1/13/22 | W | 69-60 | (a) |
| 2/28/21 | W | 68-62 | (a) |
| 1/3/21 | W | 80-71 | (h) |
| 3/4/20* | L | 71-56 | (n) |
| 2/16/20 | W | 63-48 | (a) |
| 1/23/20 | W | 68-64 | (h) |
| 1/10/19 | L | 76-67 | (h) |
| 1/14/18 | W | 72-60 | (a) |
| 2/12/17 | W | 81-57 | (h) |
| 1/10/16 | W | 83-49 | (a) |
| 1/15/15 | W | 79-42 | (h) |
| 1/26/14 | L | 60-52 | (a) |
| 2/7/13 | W | 62-46 | (a) |
| 1/3/13 | W | 78-56 | (h) |
| 2/5/12 | W | 68-47 | (h) |
| 1/14/11 | W | 77-48 | (h) |
| 2/18/10 | L | 73-72 | (a) |
| 1/5/09 | L | 74-68 | (h) |
| 1/10/08 | W | 66-61 | (a) |
| 1/28/07 | L | 79-69 | (h) |
| 1/12/06 | W | 74-52 | (a) |
| 1/31/05 | W | 83-69 | (a) |
| 3/14/98! | L | 60-49 | (n) |
| 12/19/81 | L | 74-59 | (n) |

**ACC Tournament*
*! NCAA Tournament*

## CLEVELAND STATE (3-0)

***(H: 3-0)***

| | | | |
|---|---|---|---|
| 2/28/91 | W | 91-59 | (h) |
| 12/27/89 | W | 81-53 | (h) |
| 12/27/84 | W | 95-48 | (h) |

## COLORADO (1-1)

***(H: 1-0; A: 0-1)***

| | | | |
|---|---|---|---|
| 12/2/18 | W | 73-58 | (h) |
| 11/18/17 | L | 67-61 | (a) |

## COLUMBIA (0-1)

***(H: 0-1)***

| | | | |
|---|---|---|---|
| 11/27/22 | L | 78-71 | (h) |

## CONNECTICUT (5-18)

***(H: 2-8; A: 3-10)***

| | | | |
|---|---|---|---|
| 2/8/04 | L | 83-65 | (a) |
| 2/19/03 | L | 81-60 | (h) |
| 1/12/02 | L | 96-50 | (a) |
| 1/23/01 | L | 81-45 | (a) |
| 12/5/00 | L | 77-53 | (h) |
| 1/29/00 | L | 84-36 | (h) |
| 2/8/00 | L | 93-46 | (a) |
| 2/6/99 | L | 88-66 | (h) |
| 1/20/99 | L | 89-55 | (a) |
| 2/13/98 | L | 80-60 | (a) |
| 3/3/97# | L | 98-71 | (a) |
| 2/16/97 | L | 86-59 | (a) |
| 1/9/97 | L | 69-51 | (h) |
| 1/10/96 | L | 79-52 | (h) |
| 2/9/95 | L | 85-48 | (a) |
| 1/24/95 | L | 92-51 | (h) |
| 2/13/94 | L | 60-48 | (h) |
| 1/23/94 | L | 87-46 | (a) |
| 2/14/93 | W | 69-51 | (h) |
| 1/15/93 | W | 69-66 | (a) |
| 3/9/92# | W | 56-47 | (a) |
| 2/21/92 | W | 75-59 | (a) |
| 1/17/92 | W | 70-66 | (h) |

*# BIG EAST Tournament*

## COPPIN STATE (7-0)

***(H: 7-0)***

| | | | |
|---|---|---|---|
| 12/19/16 | W | 75-35 | (h) |
| 12/4/15 | W | 78-59 | (h) |
| 12/13/14 | W | 70-54 | (h) |
| 12/15/13 | W | 63-58 | (h) |
| 12/28/06 | W | 60-54 | (h) |
| 1/2/05 | W | 93-83 | (h) |
| 12/1/98 | W | 97-68 | (h) |

## CORNELL (2-0)

***(H: 1-0; A: 1-0)***

| | | | |
|---|---|---|---|
| 12/21/09 | W | 101-62 | (a) |
| 1/2/09 | W | 61-47 | (h) |

## DARTMOUTH (2-0)

# SERIES RESULTS

*(H: 2-0)*

| | | | |
|---|---|---|---|
| 12/16/03 | W | 74-53 | (h) |
| 12/20/84 | W | 62-52 | (h) |

**DAVIDSON (1-0)**

*(H: 1-0)*

| | | | |
|---|---|---|---|
| 12/8/12 | W | 67-35 | (h) |

**DAYTON (3-0)**

*(H: 2-0; N: 1-0)*

| | | | |
|---|---|---|---|
| 12/3/94 | W | 67-53 | (n) |
| 1/4/86 | W | 76-62 | (h) |
| 2/15/81 | W | 62-58 | (h) |

**DELAWARE STATE (1-0)**

*(H: 1-0)*

| | | | |
|---|---|---|---|
| 12/27/97 | W | 105-62 | (h) |

**DELTA STATE (0-1)**

*(N: 0-1)*

| | | | |
|---|---|---|---|
| 3/7/82+ | L | 81-66 | (n) |

*+ AIAW Tournament*

**DEPAUL (1-2)**

*(H: 1-0; A: 0-2)*

| | | | |
|---|---|---|---|
| 12/8/23 | W | 75-70 | (h) |
| 11/20/22 | L | 98-83 | (a) |
| 11/23/19 | L | 89-83 | (a) |

**DETROIT (1-1)**

*(H: 0-1; A: 1-0)*

| | | | |
|---|---|---|---|
| 12/28/95 | L | 78-77 | (h) |
| 1/8/89 | W | 74-61 | (a) |

**DISTRICT OF COLUMBIA (1-0)**

*(N: 1-0)*

| | | | |
|---|---|---|---|
| 1/3/90 | W | 79-47 | (n) |

**DRAKE (0-1)**

*(H: 0-1)*

| | | | |
|---|---|---|---|
| 1/2/81 | L | 101-63 | (h) |

**DUKE (6-17)**

*(H: 4-6; A: 1-10; N: 1-1)*

| | | | |
|---|---|---|---|
| 1/28/24 | W | 64-58 | (h) |
| 2/12/23 | L | 50-40 | (a) |
| 3/3/22* | W | 61-55 | (n) |
| 1/18/22 | L | 58-49 | (h) |
| 2/9/20 | L | 74-55 | (a) |
| 1/17/19 | W | 58-50 | (a) |
| 12/31/17 | W | 51-48 | (h) |
| 3/4/17* | L | 57-52 | (n) |
| 2/19/17 | L | 83-70 | (a) |
| 2/7/16 | W | 61-53 | (h) |
| 1/18/15 | L | 68-53 | (a) |
| 1/30/14 | L | 76-75 | (h) |
| 2/28/13 | W | 69-65 | (h) |
| 1/31/13 | L | 82-43 | (a) |
| 2/24/12 | L | 74-64 | (a) |
| 2/3/11 | L | 82-58 | (a) |
| 1/14/10 | L | 69-62 | (h) |
| 1/9/09 | L | 73-58 | (a) |
| 1/5/08 | L | 84-72 | (h) |
| 1/3/07 | L | 72-42 | (a) |
| 2/19/06 | L | 99-93 | (h) |
| 2/24/05 | L | 95-61 | (a) |
| 2/3/05 | L | 72-63 | (h) |

**ACC Tournament*

**EAST CAROLINA (1-1)**

*(H: 1-0; A: 0-1)*

| | | | |
|---|---|---|---|
| 12/19/85 | L | 58-43 | (a) |
| 1/2/82 | W | 60-56 | (h) |

**EAST TENNESSEE STATE (1-1)**

*(H: 1-1)*

| | | | |
|---|---|---|---|
| 11/26/23 | W | 68-44 | (h) |
| 1/5/82 | L | 70-44 | (h) |

**EASTERN KENTUCKY (2-1)**

*(H: 1-0; N: 1-1)*

| | | | |
|---|---|---|---|
| 11/23/03 | W | 90-81 | (n) |
| 11/24/99 | W | 83-66 | (h) |
| 11/24/94 | L | 81-74 | (n) |

**EASTERN MICHIGAN (1-0)**

*(H: 1-0)*

| | | | |
|---|---|---|---|
| 12/21/02 | W | 85-66 | (h) |

**EDINBORO STATE (0-1)**

*(H: 0-1)*

| | | | |
|---|---|---|---|
| 1/2/80 | L | 70-62 | (h) |

**EVANSVILLE (1-0)**

*(H: 1-0)*

| | | | |
|---|---|---|---|
| 2/26/85 | W | 61-60 | (h) |

**FAIRFIELD (3-3)**

*(H: 3-3)*

| | | | |
|---|---|---|---|
| 11/28/04 | W | 84-70 | (h) |
| 12/22/00 | L | 67-55 | (h) |
| 11/16/97 | W | 87-66 | (h) |
| 11/27/94 | W | 81-71 | (h) |
| 1/3/86 | L | 71-68 | (h) |
| 12/28/82 | L | 76-71 | (h) |

**FAIRLEIGH DICKINSON (1-0)**

*(H: 1-0)*

| | | | |
|---|---|---|---|
| 12/2/05 | W | 100-62 | (h) |

**FLAGLER (2-2)**

*(A: 1-1; N: 1-1)*

| | | | |
|---|---|---|---|
| 2/16/80 | W | 64-62 | (n) |
| 1/27/80 | W | 74-73 | (a) |
| 1974-75 | L | 62-49 | (a) |
| 2/26/74 | L | 74-38 | (n) |

**FLORIDA (14-29)**

*(H: 11-7; A: 2-15; N: 1-7)*

| | | | |
|---|---|---|---|
| 12/11/23 | L | 76-73 | (h) |
| 3/21/10^ | W | 77-64 | (h) |
| 12/12/03 | W | 80-75 | (h) |
| 12/2/02 | L | 76-67 | (a) |
| 12/1/99 | L | 85-77 | (h) |
| 11/24/98 | L | 85-69 | (a) |

# SERIES RESULTS

| | | | |
|---|---|---|---|
| 11/21/97 | L | 70-51 | (a) |
| 11/22/96 | L | 65-58 | (n) |
| 12/2/95 | L | 71-70 | (h) |
| 12/2/94 | L | 84-63 | (n) |
| 1/27/94 | L | 59-50 | (a) |
| 12/1/91 | W | 95-75 | (h) |
| 1/16/90 | W | 85-73 | (a) |
| 11/29/89 | W | 76-61 | (h) |
| 1/24/89 | W | 75-67 | (h) |
| 1/16/89 | L | 75-61 | (a) |
| 12/19/87 | W | 84-75 | (h) |
| 12/12/87 | W | 69-68 | (a) |
| 2/22/87 | W | 78-66 | (h) |
| 12/13/86 | L | 81-73 | (a) |
| 2/24/86 | W | 70-45 | (h) |
| 1/15/86 | L | 79-58 | (a) |
| 2/18/85 | W | 68-53 | (h) |
| 1/14/85 | L | 85-68 | (a) |
| 2/06/85 | L | 55-53 | (h) |
| 12/11/83 | L | 78-58 | (a) |
| 2/14/83 | L | 78-64 | (a) |
| 1/20/82 | L | 80-73 | (a) |
| 12/05/81 | W | 87-85 | (h) |
| 2/28/81 | W | 65-59 | (n) |
| 2/7/81 | W | 75-64 | (h) |
| 1/10/81 | L | 84-55 | (a) |
| 2/20/80 | L | 81-66 | (n) |
| 2/18/80 | L | 77-66 | (a) |
| 1/12/80 | L | 80-71 | (h) |
| 2/23/78 | L | 76-55 | (n) |
| 1/28/78 | L | 84-47 | (a) |
| 2/25/77 | L | 73-41 | (h) |
| 2/8/77 | L | 75-28 | (h) |
| 2/20/76 | L | 83-41 | (n) |
| 2/9/76 | L | 103-53 | (a) |
| 1974-75 | L | 58-45 | (n) |
| 1974-75 | L | 67-32 | (n) |

^ *WNIT*

## FLORIDA A&M (13-9)

***(H: 9-2; A: 2-6; N: 2-1)***

| | | | |
|---|---|---|---|
| 12/28/18 | W | 103-54 | (h) |
| 12/29/14 | W | 83-47 | (h) |
| 12/1/09 | W | 83-69 | (h) |
| 3/9/91@ | W | 73-44 | (n) |
| 2/2/91 | W | 78-71 | (h) |
| 1/17/91 | L | 73-65 | (a) |
| 1/22/90 | W | 90-56 | (h) |
| 12/6/89 | W | 77-70 | (a) |
| 1/21/89 | W | 73-66 | (a) |
| 12/19/88 | W | 103-64 | (h) |
| 2/4/88 | L | 89-88 | (a) |
| 1/11/88 | W | 104-86 | (h) |
| 2/18/83 | L | 80-78 | (h) |
| 1/22/83 | L | 65-58 | (a) |
| 2/15/82 | L | 69-64 | (a) |
| 2/1/82 | W | 66-62 | (h) |
| 2/20/81 | W | 79-47 | (h) |
| 12/7/80 | L | 72-50 | (a) |
| 1978-79 | L | 90-58 | (h) |
| 1978-79 | L | 67-37 | (a) |
| 1974-75 | W | 59-38 | (n) |
| 2/27/73 | L | 55-47 | (n) |

@ *NWSAC Tournament*

## FLORIDA ATLANTIC (20-0)

***(H: 16-0; A: 4-0)***

| | | | |
|---|---|---|---|
| 11/16/23 | W | 75-42 | (h) |
| 11/18/21 | W | 56-46 | (h) |
| 12/3/20 | W | 73-61 | (h) |
| 11/23/12 | W | 76-61 | (h) |
| 11/26/10 | W | 89-48 | (h) |
| 11/9/07 | W | 64-45 | (h) |
| 12/16/02 | W | 86-61 | (h) |
| 12/15/01 | W | 92-77 | (a) |
| 11/20/00 | W | 87-50 | (h) |
| 12/11/99 | W | 89-73 | (a) |
| 12/16/98 | W | 91-57 | (h) |
| 11/25/97 | W | 105-84 | (a) |
| 11/26/96 | W | 74-53 | (h) |
| 12/30/95 | W | 93-54 | (h) |
| 11/29/94 | W | 90-81 | (a) |
| 12/28/93 | W | 90-69 | (h) |
| 12/6/92 | W | 94-37 | (h) |
| 2/18/89 | W | 72-55 | (h) |
| 2/15/88 | W | 87-66 | (h) |
| 3/9/87 | W | 59-43 | (h) |

## FGCU (3-0)

***(H: 3-0)***

| | | | |
|---|---|---|---|
| 3/22/19! | W | 69-62 | (h) |
| 3/18/17! | W | 62-60 | (h) |
| 3/18/10^ | W | 70-57 | (h) |

*! NCAA Tournament*

^ *WNIT*

## FIU (37-22)

***(H: 24-10; A: 11-10; N: 2-2)***

| | | | |
|---|---|---|---|
| 11/6/18 | W | 94-43 | (a) |
| 11/10/17 | W | 77-69 | (h) |
| 12/16/16 | W | 69-49 | (a) |
| 12/22/15 | W | 83-55 | (h) |
| 11/25/08 | W | 66-49 | (a) |
| 12/4/07 | L | 60-58 | (h) |
| 12/5/06 | L | 83-78 | (a) |
| 3/18/06^ | W | 95-83 | (h) |
| 12/6/05 | W | 75-63 | (h) |
| 12/4/04 | L | 67-62 | (a) |
| 12/2/03 | W | 78-58 | (h) |
| 12/14/02 | L | 81-70 | (a) |
| 2/16/02 | L | 71-65 | (h) |
| 12/9/00 | L | 78-48 | (a) |
| 12/4/99 | W | 76-61 | (h) |
| 11/18/98 | W | 67-65 | (a) |
| 12/14/97 | L | 81-60 | (h) |
| 12/14/96 | W | 55-49 | (a) |
| 12/16/95 | W | 71-49 | (h) |
| 12/6/94 | L | 77-62 | (a) |
| 12/30/93 | L | 75-56 | (h) |
| 12/13/92 | W | 80-53 | (a) |
| 12/29/91 | W | 78-53 | (h) |
| 3/8/91@ | W | 75-55 | (n) |
| 3/2/91 | W | 79-54 | (h) |
| 2/5/91 | W | 74-64 | (a) |
| 2/23/90 | W | 94-76 | (a) |
| 2/1/90 | W | 71-64 | (h) |

| | | | |
|---|---|---|---|
| 2/24/89 | W | 100-85 | (a) |
| 1/31/89 | W | 83-76 | (h) |
| 2/23/88 | L | 79-70 | (a) |
| 2/13/88 | L | 79-69 | (h) |
| 2/18/87 | L | 78-71 | (h) |
| 3/4/86 | L | 81-52 | (h) |
| 3/4/85 | W | 81-73 | (h) |
| 2/7/85 | L | 73-72 | (a) |
| 3/3/84 | L | 83-81 | (a) |
| 1/24/84 | W | 82-64 | (h) |
| 3/2/83 | L | 63-53 | (h) |
| 12/4/82 | L | 89-73 | (a) |
| 1/26/82 | W | 69-66 | (h) |
| 1/11/82 | W | 78-59 | (a) |
| 2/21/81 | W | 84-56 | (h) |
| 1/27/81 | W | 109-56 | (h) |
| 2/15/80 | W | 83-35 | (h) |
| 1/15/81 | W | 98-41 | (h) |
| 2/6/79 | W | 86-58 | (h) |
| 2/12/79 | W | 74-44 | (h) |
| 2/18/78 | W | 50-43 | (n) |
| 2/8/78 | W | 54-50 | (a) |
| 1/23/78 | W | 71-42 | (h) |
| 2/26/77 | L | 66-58 | (h) |
| 2/24/77 | W | 64-51 | (h) |
| 2/19/77 | L | 52-48 | (n) |
| 2/14/77 | W | 73-65 | (h) |
| 2/1/77 | L | 57-49 | (a) |
| 2/26/76 | L | 59-57 | (n) |
| 2/17/76 | L | 57-50 | (h) |
| 1/29/76 | W | 56-38 | (h) |

^ *WNIT*
@ *NWSAC Tournament*

### FLORIDA MEMORIAL (6-0)
***(H: 3-0; A: 3-0)***

| | | | |
|---|---|---|---|
| 2/14/84 | W | 75-43 | (a) |
| 11/18/83 | W | 76-56 | (h) |
| 1/17/83 | W | 89-71 | (a) |
| 11/19/82 | W | 88-40 | (h) |
| 11/28/82 | W | 100-54 | (h) |
| 11/27/81 | W | 75-47 | (a) |

### FLORIDA SOUTHERN (0-1)
***(A: 0-1)***

| | | | |
|---|---|---|---|
| 1/18/80 | L | 71-69 | (a) |

### FLORIDA STATE (19-51)
***(H: 10-19; A: 5-24; N: 4-8)***

| | | | |
|---|---|---|---|
| 2/18/24 | L | 74-68 | (h) |
| 2/4/24 | L | 75-68 | (a) |
| 2/9/23 | W | 86-82 | (h) |
| 12/21/22 | L | 92-85 | (a) |
| 2/13/22 | W | 76-59 | (h) |
| 1/20/22 | W | 59-52 | (a) |
| 2/14/21 | L | 67-59 | (a) |
| 2/7/21 | W | 68-53 | (h) |
| 1/26/20 | L | 79-61 | (a) |
| 1/5/20 | L | 73-62 | (h) |
| 2/24/19 | W | 64-54 | (h) |
| 1/31/19 | L | 62-58 | (a) |
| 3/2/18* | L | 73-69 | (n) |
| 2/11/18 | L | 91-71 | (h) |
| 1/11/18 | L | 105-67 | (a) |
| 3/3/17* | W | 56-54 | (n) |
| 2/6/17 | L | 80-71 | (a) |
| 12/29/16 | L | 81-66 | (h) |
| 3/4/16* | W | 74-56 | (n) |
| 2/28/16 | L | 70-67 | (a) |
| 1/24/16 | L | 69-58 | (h) |
| 3/1/15 | L | 69-55 | (h) |
| 2/8/15 | L | 80-60 | (a) |
| 3/6/14* | L | 72-67 (OT) | (n) |
| 2/16/14 | W | 76-73 | (a) |
| 1/09/14 | L | 68-63 | (h) |
| 3/8/13* | L | 70-58 | (n) |
| 2/10/13 | L | 93-78 | (h) |
| 1/13/13 | L | 86-65 | (a) |
| 2/19/12 | W | 67-60 | (h) |
| 1/15/12 | W | 60-57 | (a) |
| 2/24/11 | W | 84-68 | (h) |
| 1/24/11 | L | 66-59 | (a) |
| 2/25/10 | L | 87-62 | (a) |
| 1/10/10 | W | 78-70 | (h) |
| 2/22/09 | L | 59-58 | (a) |
| 2/8/09 | L | 75-59 | (h) |
| 2/28/08 | L | 50-49 | (a) |
| 1/24/08 | L | 75-70 | (h) |
| 2/1/07 | L | 75-68 | (h) |
| 1/7/07 | L | 71-62 | (a) |
| 2/17/06 | L | 68-61 | (a) |
| 2/9/06 | L | 79-54 | (h) |
| 1/27/05 | W | 62-57 | (h) |
| 1/9/05 | L | 65-56 | (a) |
| 12/19/92 | L | 64-61 | (h) |
| 1/23/91 | L | 71-69 | (a) |
| 12/19/91 | L | 76-62 | (h) |
| 2/17/90 | L | 95-66 | (a) |
| 12/11/88 | W | 88-79 | (h) |
| 11/26/88 | W | 96-85 | (n) |
| 1/29/87 | W | 80-73 | (a) |
| 12/15/86 | L | 75-74 | (h) |
| 2/25/85 | W | 74-67 | (a) |
| 12/15/84 | W | 79-65 | (h) |
| 1/13/84 | L | 76-64 | (a) |
| 3/5/82 | L | 84-80 | (n) |
| 2/13/82 | L | 66-52 | (a) |
| 12/12/81 | L | 77-74 | (h) |
| 2/27/81 | W | 79-70 | (n) |
| 1/13/81 | L | 62-55 | (h) |
| 12/6/80 | L | 87-73 | (a) |
| 2/22/80 | L | 72-61 | (n) |
| 1/22/80 | L | 93-74 | (a) |
| 12/14/79 | L | 82-64 | (h) |
| 1978-79 | L | 73-57 | (n) |
| 1978-79 | L | 74-64 | (h) |
| 1978-79 | L | 79-53 | (a) |
| 2/24/78 | L | 66-56 | (n) |
| 1974-75 | L | 59-45 | (n) |

* *ACC Tournament*

### FLORIDA TECH (2-3)
***(H: 0-1; N: 2-2)***

| | | | |
|---|---|---|---|
| 2/7/76 | W | 60-55 | (n) |
| 1/17/76 | L | 60-57 | (h) |
| 1974-75 | W | 53-32 | (n) |

# SERIES RESULTS

| | | | |
|---|---|---|---|
| 2/27/74 | L | 36-41 | (n) |
| 2/26/73 | L | 38-31 | (n) |

## FORDHAM (3-0)

***(H: 3-0)***

| | | | |
|---|---|---|---|
| 11/12/23 | W | 78-39 | (h) |
| 11/23/07 | W | 57-40 | (h) |
| 1/8/85 | W | 92-73 | (h) |

## FURMAN (1-0)

***(H: 1-0)***

| | | | |
|---|---|---|---|
| 11/21/99 | W | 88-46 | (h) |

## GARDNER-WEBB (2-0)

***(H: 1-0; N: 1-0)***

| | | | |
|---|---|---|---|
| 3/20/11! | W | 80-62 | (n) |
| 11/19/04 | W | 65-47 | (h) |

*! NCAA Tournament*

## GEORGETOWN (16-9)

***(H: 9-4; A: 6-5; N: 1-0)***

| | | | |
|---|---|---|---|
| 12/21/11 | L | 71-46 | (a) |
| 12/7/10 | W | 81-72 | (h) |
| 1/4/04 | W | 57-55 | (h) |
| 3/4/03 | W | 73-71 | (h) |
| 1/4/03 | W | 60-57 | (a) |
| 3/2/02 | W | 69-52 | (n) |
| 2/13/02 | W | 64-56 | (a) |
| 2/3/01 | W | 52-46 | (h) |
| 1/19/00 | L | 63-61 | (h) |
| 2/19/00 | L | 66-61 | (a) |
| 2/13/99 | W | 81-62 | (a) |
| 1/26/99 | L | 69-51 | (h) |
| 3/1/98# | W | 81-66 | (h) |
| 1/31/98 | W | 81-74 | (a) |
| 2/25/97 | W | 62-58 | (h) |
| 1/15/97 | L | 62-55 | (a) |
| 2/14/96 | L | 71-69 | (h) |
| 2/15/95 | L | 65-63 | (h) |
| 1/11/95 | W | 72-66 | (a) |
| 2/17/94 | L | 81-60 | (a) |
| 2/11/93 | W | 67-59 | (h) |
| 2/9/93 | L | 90-88 | (a) |
| 1/9/93 | W | 62-55 | (h) |
| 2/8/92 | W | 83-76 | (a) |
| 1/8/92 | W | 89-51 | (h) |

*# BIG EAST Tournament*

## GEORGE MASON (0-2)

***(H: 0-1; A: 0-1)***

| | | | |
|---|---|---|---|
| 11/30/05 | L | 68-61 | (h) |
| 11/30/04 | L | 60-35 | (a) |

## GEORGE WASHINGTON (1-0)

***(H: 1-0)***

| | | | |
|---|---|---|---|
| 12/28/10 | W | 83-62 | (h) |

## GEORGIA (0-2)

***(A: 0-1; N: 0-1)***

| | | | |
|---|---|---|---|
| 1/15/06 | L | 74-59 | (n) |
| 2/20/82 | L | 91-51 | (a) |

## GEORGIA SOUTHERN (2-0)

***(H: 1-0; A: 1-0)***

| | | | |
|---|---|---|---|
| 1/31/91 | W | 89-66 | (h) |
| 1/19/91 | W | 86-79 | (a) |

## GEORGIA STATE (5-3)

***(H: 2-1; A: 2-0; N: 1-2)***

| | | | |
|---|---|---|---|
| 11/10/06 | W | 68-60 | (h) |
| 1/24/91 | W | 68-49 | (h) |
| 12/4/90 | W | 85-60 | (a) |
| 2/24/84 | L | 88-79 | (n) |
| 1/7/83 | W | 71-66 | (n) |
| 12/19/82 | L | 83-69 | (n) |
| 2/22/82 | W | 72-66 | (a) |
| 12/29/81 | L | 63-60 | (h) |

## GEORGIA TECH (22-18)

***(H: 12-7; A: 8-8; N: 2-3)***

| | | | |
|---|---|---|---|
| 3/3/24 | W | 71-66 (OT) | (h) |
| 2/11/24 | W | 62-20 | (a) |
| 2/5/23 | W | 64-58 | (h) |
| 1/12/23 | W | 69-60 | (a) |
| 2/20/22 | W | 51-39 | (a) |
| 1/16/22 | W | 46-45 | (h) |
| 2/16/21 | L | 67-56 | (a) |
| 1/28/21 | L | 70-56 | (h) |
| 1/30/20 | W | 54-49 (OT) | (h) |
| 1/2/20 | L | 61-54 | (a) |
| 2/28/19 | W | 69-56 | (h) |
| 2/22/18 | L | 70-51 | (a) |
| 3/2/17* | W | 87-71 | (n) |
| 2/26/17 | W | 75-70 | (h) |
| 2/11/16 | W | 58-55 | (a) |
| 2/15/15 | W | 64-59 | (h) |
| 2/9/14 | L | 89-87 | (h) |
| 2/24/13 | L | 68-64 | (a) |
| 1/17/13 | W | 71-65 | (h) |
| 1/9/12 | W | 77-65 | (a) |
| 2/27/11 | W | 70-59 | (a) |
| 1/30/11 | W | 84-74 | (h) |
| 2/21/10 | L | 77-73 | (h) |
| 1/27/10 | L | 80-73 | (a) |
| 1/29/09 | L | 68-42 | (a) |
| 1/12/09 | L | 60-50 | (h) |
| 3/6/08* | L | 76-49 | (n) |
| 2/7/08 | W | 54-52 | (h) |
| 1/13/08 | L | 68-65 | (a) |
| 3/1/07* | L | 66-52 | (n) |
| 2/15/07 | L | 66-45 | (h) |
| 1/15/07 | L | 52-37 | (a) |
| 3/2/06* | L | 79-62 | (n) |
| 2/26/06 | W | 90-85 | (h) |
| 1/5/06 | W | 75-63 | (a) |
| 3/4/05* | W | 60-58 | (n) |
| 1/23/05 | L | 62-46 | (h) |
| 3/13/02^ | W | 73-64 | (a) |
| 12/30/91 | W | 78-63 | (h) |
| 12/15/80 | W | 86-80 | (h) |

** ACC Tournament*
*^ WNIT*

## GONZAGA (1-1)

***(A: 0-1; N: 1-0)***

| | | | |
|---|---|---|---|
| 3/19/11! | L | 65-54 | (a) |

# SERIES RESULTS

| | | | |
|---|---|---|---|
| 2/28/86 | W | 79-52 | (n) |
| *! NCAA Tournament* | | | |

### GRAMBLING STATE (3-2)
*(H: 3-2)*

| | | | |
|---|---|---|---|
| 11/25/16 | W | 89-61 | (h) |
| 12/21/08 | W | 83-65 | (h) |
| 12/28/94 | L | 98-75 | (h) |
| 12/4/86 | W | 67-65 | (h) |
| 12/6/85 | L | 81-75 | (h) |

### GREEN BAY (0-2)
*(H: 0-1; A: 0-1)*

| | | | |
|---|---|---|---|
| 11/16/08 | L | 63-61 | (h) |
| 11/30/02 | L | 83-72 | (a) |

### HAMPTON (1-0)
*(H: 1-0)*

| | | | |
|---|---|---|---|
| 12/12/98 | W | 84-52 | (h) |

### HARTFORD (2-1)
*(H: 2-0; A: 0-1)*

| | | | |
|---|---|---|---|
| 11/11/19 | W | 75-62 | (h) |
| 12/10/05 | W | 82-62 | (h) |
| 11/23/04 | L | 63-53 | (a) |

### HARVARD (1-0)
*(H: 1-0)*

| | | | |
|---|---|---|---|
| 12/22/91 | W | 87-62 | (h) |

### HOLY CROSS (2-0)
*(H: 1-0; N: 1-0)*

| | | | |
|---|---|---|---|
| 12/28/11 | W | 89-49 | (h) |
| 1/2/87 | W | 83-76 | (n) |

### HOMESTEAD AFB (2-0)
*(H: 1-0; A: 1-0)*

| | | | |
|---|---|---|---|
| 2/23/76 | W | 63-50 | (a) |
| 1/14/76 | W | 100-20 | (h) |

### HOUSTON (2-7)
*(H: 2-1; A: 0-6)*

| | | | |
|---|---|---|---|
| 11/24/09 | W | 68-54 | (h) |
| 11/21/08 | L | 70-64 | (a) |
| 12/8/07 | L | 63-62 | (h) |
| 12/19/06 | L | 82-73 | (a) |
| 3/16/02^ | L | 83-76 | (a) |
| 11/28/95 | L | 80-72 | (a) |
| 12/2/89 | L | 81-76 | (a) |
| 2/11/85 | L | 83-68 | (a) |
| 1/9/82 | W | 64-47 | (h) |
| *^WNIT* | | | |

### HOWARD (2-0)
*(H: 1-0; N: 1-0)*

| | | | |
|---|---|---|---|
| 2/9/91 | W | 78-58 | (h) |
| 11/27/87 | W | 81-58 | (n) |

### IDAHO (0-1)
*(N: 0-1)*

| | | | |
|---|---|---|---|
| 2/22/84 | L | 68-66 | (n) |

### IDAHO STATE (1-0)
*(N: 1-0)*

| | | | |
|---|---|---|---|
| 3/17/11! | W | 70-41 | (n) |
| *! NCAA Tournament* | | | |

### ILLINOIS (1-2)
*(H: 1-1; N: 0-1)*

| | | | |
|---|---|---|---|
| 12/2/15 | W | 73-64 | (h) |
| 12/30/87 | L | 85-83 | (h) |
| 12/14/85 | L | 73-47 | (n) |

### ILLINOIS-CHICAGO (1-0)
*(H: 1-0)*

| | | | |
|---|---|---|---|
| 12/16/89 | W | 70-41 | (h) |

### ILLINOIS STATE (2-0)
*(H: 1-0; N: 1-0)*

| | | | |
|---|---|---|---|
| 11/28/14 | W | 95-44 | (h) |
| 3/22/90^ | W | 85-83 | (n) |
| *^ WNIT* | | | |

### INDIANA (3-3)
*(H: 1-2; A: 1-0; N: 1-1)*

| | | | |
|---|---|---|---|
| 3/20/23! | W | 70-68 | (h) |
| 11/27/21 | L | 53-51 | (n) |
| 12/4/19 | L | 58-45 | (h) |
| 12/20/15 | W | 89-75 | (n) |
| 12/5/08 | L | 69-54 | (h) |
| 11/25/06 | W | 79-70 | (h) |
| *! NCAA Tournament* | | | |

### IUPUI (2-0)
*(H: 2-0)*

| | | | |
|---|---|---|---|
| 11/17/19 | W | 74-65 | (h) |
| 11/23/01 | W | 72-58 | (h) |

### IONA (1-0)
*(H: 1-0)*

| | | | |
|---|---|---|---|
| 11/18/01 | W | 71-52 | (h) |

### IOWA (0-4)
*(A: 0-3; N: 0-1)*

| | | | |
|---|---|---|---|
| 3/22/15! | L | 88-70 | (a) |
| 3/24/13! | L | 69-53 | (a) |
| 2/10/86 | L | 75-46 | (a) |
| 11/29/85 | L | 83-63 | (n) |
| *! NCAA Tournament* | | | |

### IOWA STATE (0-1)
*(A: 0-1)*

| | | | |
|---|---|---|---|
| 11/18/18 | L | 75-62 | (a) |

### JACKSON STATE (4-1)
*(H: 4-1)*

| | | | |
|---|---|---|---|
| 12/20/23 | W | 59-52 | (h) |
| 11/9/21 | W | 72-67 | (h) |
| 11/10/19 | W | 83-68 | (h) |
| 12/1/06 | W | 77-50 | (h) |
| 12/29/81 | L | 71-45 | (h) |

### JACKSONVILLE (3-1)
*(H: 3-1)*

| | | | |
|---|---|---|---|
| 11/9/24 | W | 81-53 | (h) |

# SERIES RESULTS

| | | | |
|---|---|---|---|
| 11/25/20 | W | 74-58 | (h) |
| 12/6/14 | W | 65-36 | (h) |
| 11/13/07 | L | 72-64 | (h) |

### JAMES MADISON (1-0)
*(N: 1-0)*

| | | | |
|---|---|---|---|
| 1/4/90 | W | 72-53 | (n) |

### KANSAS (0-2)
*(H: 0-2)*

| | | | |
|---|---|---|---|
| 12/28/90 | L | 76-48 | (h) |
| 12/31/79 | L | 101-62 | (h) |

### KENNESAW STATE (1-0)
*(H: 1-0)*

| | | | |
|---|---|---|---|
| 11/12/10 | W | 93-39 | (h) |

### KENTUCKY (2-6)
*(H: 2-1; A: 0-3; N: 0-2)*

| | | | |
|---|---|---|---|
| 12/10/17 | W | 65-54 | (h) |
| 11/11/16 | L | 82-66 | (a) |
| 12/1/01 | L | 60-57 | (a) |
| 12/19/00 | W | 74-59 | (h) |
| 3/23/90^ | L | 80-68 | (n) |
| 12/9/89 | L | 80-71 | (n) |
| 12/6/86 | L | 71-55 | (h) |
| 2/8/86 | L | 108-53 | (a) |

^ *WNIT*

### LA SALLE (1-0)
*(H: 1-0)*

| | | | |
|---|---|---|---|
| 11/29/15 | W | 86-58 | (h) |

### LAMAR (2-1)
*(H: 2-1)*

| | | | |
|---|---|---|---|
| 1/11/85 | W | 89-54 | (h) |
| 12/2/83 | W | 71-62 | (h) |
| 1/1/80 | L | 78-56 | (h) |

### LAWRENCE (1-0)
*(H: 1-0)*

| | | | |
|---|---|---|---|
| 12/14/82 | W | 74-34 | (h) |

### LEHIGH (1-0)
*(H: 1-0)*

| | | | |
|---|---|---|---|
| 12/27/01 | W | 76-49 | (h) |

### LIPSCOMB (1-0)
*(H: 1-0)*

| | | | |
|---|---|---|---|
| 1/1/11 | W | 91-52 | (h) |

### LONG BEACH STATE (1-0)
*(H: 1-0)*

| | | | |
|---|---|---|---|
| 11/27/09 | W | 83-66 | (h) |

### LIU BROOKLYN (1-0)
*(H: 1-0)*

| | | | |
|---|---|---|---|
| 1/17/95 | W | 74-59 | (h) |

### LONGWOOD (1-0)
*(H: 1-0)*

| | | | |
|---|---|---|---|
| 11/27/11 | W | 92-43 | (h) |

### LSU (1-4)
*(H: 1-1; N: 0-3)*

| | | | |
|---|---|---|---|
| 3/26/23 | L | 54-42 | (n) |
| 12/29/14 | W | 76-71 | (h) |
| 12/19/07 | L | 63-52 | (n) |
| 1/10/86 | L | 54-94 | (n) |
| 1/16/85 | L | 62-67 | (h) |

### LOUISIANA-LAFAYETTE (SW LOUISIANA) (1-0)
*(N: 1-0)*

| | | | |
|---|---|---|---|
| 1/6/84 | W | 84-78 | (n) |

### LOUISIANA-MONROE (1-1)
*(H: 1-1)*

| | | | |
|---|---|---|---|
| 12/16/11 | W | 103-39 | (h) |
| 12/30/85 | L | 88-62 | (h) |

### LOUISIANA TECH (0-2)
*(H: 0-1; A: 0-1)*

| | | | |
|---|---|---|---|
| 3/5/87 | L | 76-58 | (h) |
| 1/25/86 | L | 81-40 | (a) |

### LOUISVILLE (3-9)
*(H: 0-5; A: 2-4; N: 1-0)*

| | | | |
|---|---|---|---|
| 12/31/23 | L | 77-72 | (h) |
| 2/23/23 | L | 71-57 | (a) |
| 3/4/22* | W | 61-59 | (n) |
| 2/1/22 | L | 69-66 | (h) |
| 1/26/21 | L | 79-76 | (a) |
| 1/9/20 | L | 87-41 | (h) |
| 2/17/19 | W | 79-73 | (a) |
| 1/25/18 | L | 84-74 | (h) |
| 1/15/17 | L | 63-59 | (a) |
| 2/25/16 | L | 79-51 | (h) |
| 1/25/15 | L | 68-55 | (a) |
| 1/11/89 | W | 59-58 | (a) |

* *ACC Tournament*

### LOYOLA CHICAGO (2-0)
*(H: 1-0; A: 1-0)*

| | | | |
|---|---|---|---|
| 12/6/16 | W | 81-43 | (h) |
| 11/21/15 | W | 77-50 | (a) |

### LOYOLA MARYMOUNT (1-0)
*(H: 1-0)*

| | | | |
|---|---|---|---|
| 12/29/04 | W | 78-67 | (h) |

### MAINE (3-2)
*(H: 3-1; A: 0-1)*

| | | | |
|---|---|---|---|
| 11/24/17 | W | 80-70 | (h) |
| 12/20/16 | W | 76-51 | (h) |
| 12/29/07 | L | 54-53 | (h) |
| 12/28/97 | W | 91-78 | (h) |
| 1/13/88 | L | 76-56 | (a) |

### MANHATTAN (1-0)
*(H: 1-0)*

| | | | |
|---|---|---|---|
| 11/24/95 | W | 74-66 | (h) |

### MANHATTANVILLE (1-0)
*(H: 1-0)*

| | | | |
|---|---|---|---|
| 1/9/77 | W | 48-46 | (h) |

# SERIES RESULTS

## MARQUETTE (1-0)

*(H: 1-0)*

| | | | |
|---|---|---|---|
| 11/15/19 | W | 63-55 | (h) |

## MARYLAND (5-12)

*(H: 3-5; A: 2-5; N: 0-2)*

| | | | |
|---|---|---|---|
| 12/2/21 | L | 82-74 | (a) |
| 11/26/17 | L | 79-71 | (h) |
| 2/13/14 | L | 67-52 | (h) |
| 1/10/13 | L | 84-62 | (a) |
| 2/12/12 | W | 76-74 | (a) |
| 1/12/12 | W | 75-63 | (h) |
| 2/10/11 | W | 83-75 | (h) |
| 1/21/10 | W | 80-77 | (a) |
| 3/1/09 | L | 89-65 | (h) |
| 1/31/08 | L | 90-50 | (a) |
| 1/10/07 | L | 111-53 | (h) |
| 2/1/06 | L | 88-77 | (a) |
| 2/17/05 | L | 70-65 | (h) |
| 3/21/04! | L | 86-85 | (n) |
| 12/29/02 | W | 97-66 | (h) |
| 2/11/93 | L | 67-57 | (a) |
| 1/4/87 | L | 84-64 | (n) |

*! NCAA Tournament*

## MARYLAND EASTERN SHORE (4-0)

*(H: 3-0; N: 1-0)*

| | | | |
|---|---|---|---|
| 11/7/22 | W | 83-51 | (h) |
| 12/16/19 | W | 71-53 | (h) |
| 11/27/04 | W | 88-64 | (n) |
| 1/14/87 | W | 82-61 | (h) |

## MARYMACK (MD) (0-1)

*(H: 0-1)*

| | | | |
|---|---|---|---|
| 1/3/76 | L | 63-53 | (h) |

## MASSACHUSETTS (2-0)

*(H: 1-0; A: 1-0)*

| | | | |
|---|---|---|---|
| 11/28/09 | W | 63-57 | (h) |
| 1/9/90 | W | 76-58 | (a) |

## UMASS LOWELL (1-0)

*(H: 1-0)*

| | | | |
|---|---|---|---|
| 12/6/15 | W | 84-53 | (h) |

## MEMPHIS (1-1)

*(H: 1-0; A: 0-1)*

| | | | |
|---|---|---|---|
| 11/27/84 | L | 91-74 | (a) |
| 1/4/84 | W | 76-73 | (h) |

## MERCER (5-2)

*(H: 4-1; A: 1-1)*

| | | | |
|---|---|---|---|
| 2/14/91 | L | 80-71 | (a) |
| 1/26/91 | L | 86-83 | (h) |
| 2/19/90 | W | 84-62 | (h) |
| 2/2/89 | W | 75-47 | (a) |
| 12/21/88 | W | 93-62 | (h) |
| 12/17/85 | W | 71-57 | (h) |
| 12/30/81 | W | 68-67 | (h) |

## MIAMI-DADE DOWNTOWN (6-0)

*(H: 3-0; A: 3-0)*

| | | | |
|---|---|---|---|
| 2/10/77 | W | 67-45 | (h) |
| 1/13/77 | W | 75-56 | (a) |
| 2/3/76 | W | 71-38 | (h) |
| 1/22/76 | W | 74-54 | (a) |
| 1974-75 | W | 58-26 | (h) |
| 1974-75 | W | 65-21 | (a) |

## MIAMI-DADE NEW WORLD (11-0)

*(H: 4-0; A: 4-0; N: 3-0)*

| | | | |
|---|---|---|---|
| 2/10/81 | W | 72-57 | (a) |
| 12/10/80 | W | 82-55 | (h) |
| 2/14/80 | W | 85-19 | (n) |
| 1/10/80 | W | 89-54 | (h) |
| 12/10/79 | W | 98-35 | (a) |
| 1978-79 | W | 81-63 | (a) |
| 1978-79 | W | 79-54 | (n) |
| 1978-79 | W | 52-35 | (h) |
| 2/17/78 | W | 54-41 | (n) |
| 2/13/78 | W | 67-41 | (h) |
| 1/16/78 | W | 63-57 | (a) |

## MIAMI-DADE NORTH (12-7)

*(H: 6-2; A: 6-4; N: 0-1)*

| | | | |
|---|---|---|---|
| 2/23/81 | W | 58-48 | (a) |
| 1/22/81 | W | 80-60 | (h) |
| 2/15/80 | W | 55-52 | (a) |
| 12/8/79 | W | 90-66 | (a) |
| 12/1/79 | W | 77-56 | (h) |
| 1978-79 | W | 86-44 | (a) |
| 1978-79 | W | 97-61 | (a) |
| 1978-79 | W | 74-42 | (h) |
| 1/25/78 | W | 88-34 | (a) |
| 2/22/77 | W | 75-68 | (h) |
| 1/24/77 | L | 106-69 | (a) |
| 2/11/76 | L | 64-49 | (a) |
| 1/27/76 | L | 80-58 | (h) |
| 1974-75 | W | 44-38 | (h) |
| 1974-75 | L | 65-49 | (n) |
| 2/18/74 | L | 38-36 | (a) |
| 2/13/74 | W | 29-23 | (h) |
| 2/22/73 | L | 47-36 | (a) |
| 1/9/73 | L | 37-21 | (h) |

## MIAMI-DADE SOUTH (7-9)

*(H: 5-0; A: 2-7; N: 0-2)*

| | | | |
|---|---|---|---|
| 2/3/81 | L | 63-60 | (a) |
| 12/2/80 | W | 75-51 | (h) |
| 2/28/80 | L | 60-57 | (a) |
| 12/11/79 | W | 84-71 | (h) |
| 1978-79 | W | 66-60 | (h) |
| 2/18/78 | L | 69-59 | (n) |
| 2/7/78 | L | 53-46 | (a) |
| 1/20/78 | W | 73-69 | (h) |
| 2/7/77 | L | 56-50 | (a) |
| 1/26/77 | W | 42-39 | (h) |
| 2/7/76 | L | 62-60 | (n) |
| 1/20/76 | L | 49-40 | (a) |
| 1974-75 | W | 60-52 | (a) |
| 1974-75 | L | 54-46 | (a) |
| 2/12/74 | W | 48-47 | (a) |
| 2/8/73 | L | 56-26 | (a) |

# SERIES RESULTS

## MIAMI (OH) (3-0)
*(H: 2-0; A: 1-0)*

| | | | |
|---|---|---|---|
| 11/30/19 | W | 80-62 | (h) |
| 11/20/10 | W | 96-64 | (h) |
| 1/3/10 | W | 75-61 | (a) |

## MICHIGAN (2-3)
*(H: 1-2; 1-1)*

| | | | |
|---|---|---|---|
| 12/1/22 | L | 76-64 | (h) |
| 3/31/10^ | W | 76-59 | (a) |
| 11/19/07 | L | 65-50 | (h) |
| 12/3/06 | L | 60-55 | (a) |
| 12/28/89 | W | 72-64 | (h) |

^ *WNIT*

## MICHIGAN STATE (3-2)
*(H: 2-1; A: 1-1)*

| | | | |
|---|---|---|---|
| 11/30/17 | W | 67-57 | (h) |
| 12/1/11 | W | 76-60 | (a) |
| 12/29/90 | L | 79-73 | (h) |
| 12/19/86 | L | 63-52 | (a) |
| 12/30/84 | W | 78-68 | (h) |

## MIDDLE TENNESSEE (1-2)
*(H: 1-1; A: 0-1)*

| | | | |
|---|---|---|---|
| 11/17/14 | L | 53-48 | (a) |
| 11/15/13 | L | 61-55 | (h) |
| 12/30/80 | W | 80-74 | (h) |

## MILLIKIN (1-0)
*(H: 1-0)*

| | | | |
|---|---|---|---|
| 1/2/83 | W | 66-62 | (h) |

## MILWAUKEE (3-0)
*(H: 2-0; A: 1-0)*

| | | | |
|---|---|---|---|
| 11/27/15 | W | 77-38 | (h) |
| 11/28/07 | W | 73-70 (OT) | (a) |
| 11/13/06 | W | 78-71 | (h) |

## MINNESOTA (1-3)
*(H: 1-1; A: 0-2)*

| | | | |
|---|---|---|---|
| 12/05/13 | L | 74-67 | (a) |
| 12/30/01 | L | 80-65 | (h) |
| 11/28/87 | L | 76-72 | (a) |
| 12/22/86 | W | 77-64 | (h) |

## MISSISSIPPI (4-3)
*(H: 2-2; A: 1-1; N: 1-0)*

| | | | |
|---|---|---|---|
| 12/10/11 | W | 76-48 | (h) |
| 12/21/10 | W | 82-46 | (a) |
| 12/15/07 | L | 65-52 | (h) |
| 12/21/06 | L | 82-64 | (a) |
| 12/29/05 | W | 79-70 | (h) |
| 1/3/91 | W | 66-64 | (n) |
| 12/31/85 | L | 79-61 | (h) |

## MISSISSIPPI STATE (1-1)
*(A: 1-0; N: 0-1)*

| | | | |
|---|---|---|---|
| 11/29/23 | W | 74-68 | (a) |
| 2/27/87 | L | 81-67 | (n) |

## MISSOURI (2-0)
*(H: 1-0; N: 1-0)*

| | | | |
|---|---|---|---|
| 11/30/13 | W | 74-68 | (h) |
| 1/5/85 | W | 82-81 | (n) |

## MISSOURI STATE (1-0)
*(N: 1-0)*

| | | | |
|---|---|---|---|
| 11/25/88 | W | 90-71 | (n) |

## UMKC (1-1)
*(H: 1-0; A: 0-1)*

| | | | |
|---|---|---|---|
| 1/9/91 | L | 53-44 | (a) |
| 2/9/90 | W | 70-58 | (h) |

## MONMOUTH (1-0)
*(N: 1-0)*

| | | | |
|---|---|---|---|
| 11/28/86 | W | 82-73 | (n) |

## MONTANA (1-1)
*(H: 1-0; A: 0-1)*

| | | | |
|---|---|---|---|
| 12/16/05 | L | 83-74 | (a) |
| 12/20/04 | W | 55-49 | (h) |

## MOREHEAD STATE (1-0)
*(A: 1-0)*

| | | | |
|---|---|---|---|
| 11/22/03 | W | 93-54 | (a) |

## MORGAN STATE (2-0)
*(H: 2-0)*

| | | | |
|---|---|---|---|
| 12/28/13 | W | 80-42 | (h) |
| 12/30/10 | W | 74-47 | (h) |

## MORRIS BROWN (1-0)
*(H: 1-0)*

| | | | |
|---|---|---|---|
| 11/25/02 | W | 111-44 | (h) |

## MURRAY STATE (2-0)
*(H: 1-0; N: 1-0)*

| | | | |
|---|---|---|---|
| 1/4/91 | W | 82-60 | (n) |
| 1/4/85 | W | 73-62 | (h) |

## NEBRASKA (1-3)
*(H: 1-2; A: 0-1)*

| | | | |
|---|---|---|---|
| 11/23/18 | W | 82-68 | (h) |
| 11/17/10 | L | 99-85 | (a) |
| 12/5/09 | L | 76-71 | (h) |
| 12/30/82 | L | 78-74 | (h) |

## NEW HAMPSHIRE (1-0)
*(H: 1-0)*

| | | | |
|---|---|---|---|
| 12/28/00 | W | 70-61 | (h) |

## NEW MEXICO (1-1)
*(H: 1-0; N: 0-1)*

| | | | |
|---|---|---|---|
| 12/29/13 | W | 67-50 | (h) |
| 3/22/03! | L | 91-85 | (n) |

*! NCAA Tournament*

## NEW ORLEANS (3-0)
*(H: 2-0; N: 1-0)*

| | | | |
|---|---|---|---|
| 12/9/18 | W | 78-38 | (h) |
| 11/21/17 | W | 76-46 | (h) |
| 11/26/84 | W | 77-57 | (n) |

# SERIES RESULTS

## NIAGARA (1-0)
*(H: 1-0)*

| | | | |
|---|---|---|---|
| 12/1/89 | W | 88-52 | (h) |

## NICHOLLS STATE (1-0)
*(H: 1-0)*

| | | | |
|---|---|---|---|
| 11/24/06 | W | 85-42 | (h) |

## NORFOLK STATE (1-0)
*(H: 1-0)*

| | | | |
|---|---|---|---|
| 11/14/08 | W | 91-42 | (h) |

## NORTH CAROLINA (14-16)
*(H: 8-5; A: 5-7; N: 1-4)*

| | | | |
|---|---|---|---|
| 3/7/24 | W | 60-59 | (n) |
| 1/25/24 | L | 66-61 | (a) |
| 1/5/23 | W | 62-58 | (h) |
| 2/6/22 | L | 85-38 | (a) |
| 1/10/21 | W | 69-59 | (a) |
| 12/14/20 | W | 67-63 | (h) |
| 1/16/20 | L | 78-58 | (a) |
| 1/20/19 | W | 76-68 | (h) |
| 2/4/18 | W | 92-72 | (a) |
| 1/26/17 | W | 100-88 | (h) |
| 1/17/16 | W | 76-61 | (a) |
| 2/22/15 | L | 66-65 | (h) |
| 2/2/14 | W | 83-80 | (a) |
| 1/27/13 | L | 64-62 | (h) |
| 2/8/12 | W | 61-37 | (h) |
| 1/2/12 | L | 65-63 | (a) |
| 3/5/11* | L | 83-57 | (n) |
| 2/13/11 | W | 78-66 | (a) |
| 2/4/10 | W | 80-69 | (h) |
| 2/29/09 | L | 90-76 | (a) |
| 2/21/08 | L | 79-61 | (h) |
| 2/18/07 | L | 93-70 | (a) |
| 1/9/06 | L | 90-57 | (h) |
| 3/5/05* | L | 64-57 | (n) |
| 1/17/05 | L | 83-52 | (a) |
| 3/21/92! | W | 86-72 | (h) |
| 2/29/88 | W | 75-69 | (a) |
| 1/29/87 | L | 89-71 | (h) |
| 11/25/83 | L | 77-65 | (n) |
| 1/17/81 | L | 75-61 | (n) |

**ACC Tournament*
*! NCAA Tournament*

## NORTH CAROLINA A&T (4-0)
*(H: 3-0; N: 1-0)*

| | | | |
|---|---|---|---|
| 11/25/22 | W | 97-54 | (h) |
| 11/22/19 | W | 68-67 | (n) |
| 3/25/10^ | W | 84-77 | (h) |
| 12/28/05 | W | 104-65 | (h) |

*^ WNIT*

## UNC ASHEVILLE (1-0)
*(H: 1-0)*

| | | | |
|---|---|---|---|
| 12/20/19 | W | 75-46 | (h) |

## UNC GREENSBORO (1-0)
*(H: 1-0)*

| | | | |
|---|---|---|---|
| 11/27/10 | W | 78-60 | (h) |

## NC STATE (12-16)
*(H: 8-5; A: 3-10; N: 1-1)*

| | | | |
|---|---|---|---|
| 1/18/24 | W | 73-59 | (h) |
| 1/19/23 | L | 71-61 | (a) |
| 3/6/22* | L | 60-47 | (n) |
| 1/9/22 | L | 76-64 | (h) |
| 12/20/20 | L | 78-47 | (a) |
| 2/20/20 | L | 50-48 | (h) |
| 3/3/19 | L | 70-68 | (a) |
| 2/8/18 | W | 52-48 | (h) |
| 1/5/17 | W | 67-64 | (a) |
| 12/30/15 | W | 73-44 | (h) |
| 2/19/15 | L | 68-65 | (a) |
| 1/19/14 | W | 80-71 | (h) |
| 2/21/13 | W | 59-55 | (a) |
| 12/20/12 | W | 79-53 | (h) |
| 2/16/12 | W | 73-61 | (a) |
| 1/5/12 | W | 78-68 | (h) |
| 3/4/11* | W | 93-85 | (n) |
| 1/27/11 | W | 84-77 | (h) |
| 2/14/10 | L | 66-64 | (a) |
| 1/22/09 | W | 72-60 | (h) |
| 2/14/08 | L | 51-45 | (a) |
| 2/24/07 | L | 77-53 | (h) |
| 1/26/06 | L | 83-77 | (a) |
| 2/14/05 | L | 71-68 | (h) |
| 1/20/05 | L | 73-59 | (a) |
| 12/19/99 | L | 80-60 | (h) |
| 11/26/83 | L | 60-54 | (a) |
| 1/16/81 | L | 97-50 | (a) |

**ACC Tournament*

## NORTH FLORIDA (7-0)
*(H: 7-0)*

| | | | |
|---|---|---|---|
| 12/4/22 | W | 85-45 | (h) |
| 11/28/20 | W | 81-39 | (h) |
| 11/13/19 | W | 78-55 | (h) |
| 11/21/14 | W | 81-53 | (h) |
| 11/8/13 | W | 79-39 | (h) |
| 11/9/12 | W | 77-24 | (h) |
| 12/31/09 | W | 80-36 | (h) |

## NORTH DAKOTA STATE (1-0)
*(H: 1-0)*

| | | | |
|---|---|---|---|
| 1/1/84 | W | 64-61 | (h) |

## NORTHERN ILLINOIS (1-1)
*(H: 1-0; A: 0-1)*

| | | | |
|---|---|---|---|
| 2/6/88 | W | 88-80 | (h) |
| 2/9/87 | L | 77-72 | (a) |

## NORTHWESTERN (1-1)
*(H: 1-0; A: 0-1)*

| | | | |
|---|---|---|---|
| 11/21/01 | W | 86-69 | (h) |
| 11/24/00 | L | 56-48 | (a) |

## NORTHWESTERN STATE (1-0)
*(N: 1-0)*

| | | | |
|---|---|---|---|
| 12/3/88 | W | 92-89 | (n) |

# SERIES RESULTS

## NOTRE DAME (6-25)
*(H: 3-10; A: 2-13; N: 1-2)*

| | | | |
|---|---|---|---|
| 1/14/24 | L | 70-59 | (a) |
| 12/29/22 | L | 66-63 | (h) |
| 3/5/22* | W | 57-54 | (n) |
| 2/10/22 | L | 69-53 | (a) |
| 12/31/21 | L | 71-60 | (h) |
| 1/19/20 | L | 76-53 | (a) |
| 2/7/19 | W | 72-65 | (h) |
| 1/4/18 | L | 83-76 | (a) |
| 1/8/17 | L | 67-55 | (h) |
| 3/5/16* | L | 78-67 | (n) |
| 2/14/16 | L | 90-69 | (a) |
| 3/6/15* | L | 77-61 | (n) |
| 1/8/15 | W | 78-63 | (h) |
| 1/23/14 | L | 79-52 | (a) |
| 2/25/04 | L | 93-58 | (a) |
| 1/28/04 | L | 59-50 | (h) |
| 1/11/03 | W | 80-70 | (a) |
| 1/2/02 | L | 69-65 | (h) |
| 2/20/01 | L | 81-54 | (a) |
| 2/22/00 | L | 83-68 | (a) |
| 1/22/00 | L | 76-54 | (h) |
| 3/5/00# | L | 67-52 | (a) |
| 2/23/99 | L | 89-62 | (a) |
| 2/3/98 | W | 77-76 | (h) |
| 1/8/98 | L | 75-47 | (a) |
| 1/29/97 | L | 72-71 | (h) |
| 2/20/96 | L | 86-70 | (a) |
| 1/27/96 | L | 67-50 | (h) |
| 1/7/88 | L | 83-68 | (h) |
| 2/7/87 | W | 62-61 | (a) |
| 1/5/86 | L | 59-53 | (h) |

**ACC Tournament*
*# BIG EAST Tournament*

## OAKLAND (3-0)
*(H: 2-0; A: 1-0)*

| | | | |
|---|---|---|---|
| 11/14/14 | W | 66-53 | (h) |
| 11/19/13 | W | 86-68 | (a) |
| 11/26/05 | W | 78-65 | (h) |

## OHIO STATE (1-2)
*(H: 0-2; A: 1-0)*

| | | | |
|---|---|---|---|
| 12/1/16 | W | 94-89 (OT) | (a) |
| 12/27/86 | L | 79-75 | (h) |
| 12/17/82 | L | 91-63 | (n) |

## OKLAHOMA (2-2)
*(H: 2-0; A: 0-1; N: 0-1)*

| | | | |
|---|---|---|---|
| 3/22/11! | L | 88-83 | (n) |
| 12/19/98 | W | 62-60 | (h) |
| 12/20/97 | L | 67-62 | (a) |
| 12/29/88 | W | 69-66 | (h) |

*! NCAA Tournament*

## OKLAHOMA STATE (2-1)
*(A: 1-0; N: 1-1)*

| | | | |
|---|---|---|---|
| 3/18/23! | W | 62-61 | (n) |
| 1/2/91 | W | 74-71 | (n) |
| 3/15/89! | L | 93-69 | (a) |

*! NCAA Tournament*

## OLD DOMINION (2-3)
*(H: 1-1; A: 1-2)*

| | | | |
|---|---|---|---|
| 12/4/16 | W | 66-56 | (h) |
| 11/17/15 | W | 61-35 | (a) |
| 12/1/96 | L | 94-55 | (a) |
| 1/9/88 | L | 93-79 | (h) |
| 1/13/86 | L | 86-64 | (a) |

## ORAL ROBERTS (1-1)
*(H: 1-1)*

| | | | |
|---|---|---|---|
| 12/19/96 | W | 69-49 | (h) |
| 12/17/79 | L | 68-58 | (h) |

## OREGON (0-1)
*(N: 0-1)*

| | | | |
|---|---|---|---|
| 11/26/04 | L | 79-73 | (n) |

## OREGON STATE (0-1)
*(H: 0-1)*

| | | | |
|---|---|---|---|
| 11/29/19 | L | 75-53 | (h) |

## PENN (0-1)
*(H: 0-1)*

| | | | |
|---|---|---|---|
| 1/01/14 | L | 67-66 | (h) |

## PENN STATE (1-0)
*(H: 1-0)*

| | | | |
|---|---|---|---|
| 11/29/12 | W | 69-65 | (h) |

## PEPPERDINE (1-0)
*(N: 1-0)*

| | | | |
|---|---|---|---|
| 2/26/84 | W | 67-43 | (n) |

## PITTSBURGH (27-9)
*(H: 17-1; A: 8-6; N: 2-2)*

| | | | |
|---|---|---|---|
| 2/29/24 | W | 62-44 | (h) |
| 1/1/23 | W | 74-67 | (a) |
| 2/17/22 | W | 60-50 | (h) |
| 1/21/21 | W | 72-68 | (a) |
| 3/1/20 | W | 73-54 | (h) |
| 2/10/19 | W | 65-51 | (a) |
| 2/15/18 | W | 82-58 | (h) |
| 1/2/17 | W | 82-50 | (a) |
| 3/3/16* | W | 77-55 | (n) |
| 1/7/16 | W | 79-55 | (h) |
| 2/1/15 | L | 81-66 | (a) |
| 3/2/14 | W | 67-54 | (h) |
| 1/17/04 | W | 77-68 | (h) |
| 1/22/03 | W | 79-76 | (a) |
| 2/2/02 | W | 77-61 | (h) |
| 2/17/01 | W | 96-69 | (h) |
| 1/30/01 | L | 84-74 | (a) |
| 2/29/00 | W | 80-60 | (h) |
| 1/10/99 | L | 63-61 | (a) |
| 1/2/99 | W | 75-60 | (h) |
| 1/24/98 | W | 72-55 | (h) |
| 3/1/97# | W | 64-50 | (n) |
| 2/12/97 | W | 89-61 | (h) |
| 1/6/97 | L | 64-59 | (a) |
| 3/2/96# | L | 52-49 | (n) |
| 12/22/95 | W | 73-63 | (a) |
| 2/1/95 | W | 54-50 | (h) |

# SERIES RESULTS

| | | | |
|---|---|---|---|
| 1/7/95 | L | 73-61 | (a) |
| 3/5/94# | L | 70-60 | (n) |
| 2/2/94 | L | 59-53 | (h) |
| 1/9/94 | L | 71-66 | (a) |
| 3/1/93 | W | 77-65 | (h) |
| 1/29/93 | W | 55-50 | (a) |
| 2/11/92 | W | 79-64 | (h) |
| 1/11/92 | W | 73-54 | (a) |
| 12/31/82 | W | 79-75 | (h) |

*# BIG EAST Tournament*

## PORTLAND STATE (1-0)

***(H: 1-0)***

| | | | |
|---|---|---|---|
| 2/16/91 | W | 84-63 | (h) |

## PRAIRIE VIEW A&M (1-0)

***(H: 1-0)***

| | | | |
|---|---|---|---|
| 11/17/11 | W | 107-26 | (h) |

## PROVIDENCE (18-6)

***(H: 9-2; A: 8-4; N: 1-0)***

| | | | |
|---|---|---|---|
| 3/28/10^ | W | 73-65 | (a) |
| 3/2/04 | W | 81-62 | (h) |
| 1/20/04 | W | 86-67 | (a) |
| 2/22/03 | W | 77-64 | (h) |
| 2/23/02 | L | 69-64 | (a) |
| 1/17/01 | L | 77-60 | (h) |
| 2/12/00 | W | 71-66 | (a) |
| 1/13/99 | W | 85-63 | (h) |
| 2/10/98 | W | 90-79 | (a) |
| 12/6/97 | W | 97-70 | (h) |
| 1/12/97 | W | 60-56 | (a) |
| 1/31/96 | W | 74-73 | (h) |
| 1/4/96 | L | 81-60 | (a) |
| 2/25/95 | L | 76-72 | (a) |
| 1/21/95 | W | 80-78 | (h) |
| 2/23/95 | L | 78-62 | (a) |
| 1/3/94 | W | 65-63 | (h) |
| 3/8/93# | W | 76-55 | (a) |
| 2/6/93 | W | 85-65 | (h) |
| 1/5/93 | W | 64-52 | (a) |
| 3/8/92# | W | 82-70 | (n) |
| 2/16/92 | W | 95-69 | (h) |
| 11/13/92 | W | 87-83 | (a) |
| 12/28/83 | L | 70-60 | (h) |

*^ WNIT*

*# BIG EAST Tournament*

## PURDUE (2-4)

***(H: 2-0; A: 0-3; N: 0-1)***

| | | | |
|---|---|---|---|
| 11/29/18 | L | 74-63 | (a) |
| 12/19/91 | W | 65-63 | (h) |
| 11/25/90 | L | 86-56 | (a) |
| 1/4/89 | L | 79-65 | (a) |
| 11/29/86 | L | 69-68 | (n) |
| 12/31/84 | W | 69-64 | (h) |

## QUINNIPIAC (2-2)

***(H: 2-1; N: 0-1)***

| | | | |
|---|---|---|---|
| 3/17/18! | L | 86-72 | (n) |
| 3/20/17! | L | 85-78 | (h) |
| 12/28/09 | W | 93-48 | (h) |
| 11/29/02 | W | 87-56 | (n) |

*! NCAA Tournament*

## RADFORD (2-0)

***(H: 2-0)***

| | | | |
|---|---|---|---|
| 11/24/12 | W | 75-58 | (h) |
| 1/2/01 | W | 83-48 | (h) |

## RHODE ISLAND (0-2)

***(N: 0-2)***

| | | | |
|---|---|---|---|
| 1/4/94 | L | 56-54 | (n) |
| 1/11/86 | L | 66-65 | (n) |

## RICE (1-1)

***(H: 1-0; A: 0-1)***

| | | | |
|---|---|---|---|
| 3/12/99^ | L | 65-58 | (a) |
| 1/28/83 | W | 87-57 | (n) |

*^ WNIT*

## RICHMOND (2-1)

***(H: 1-1; A: 1-0)***

| | | | |
|---|---|---|---|
| 11/10/13 | L | 57-50 | (h) |
| 11/12/12 | W | 69-63 | (a) |
| 12/2/03 | W | 80-73 | (h) |

## ROBERT MORRIS (2-0)

***(H: 2-0)***

| | | | |
|---|---|---|---|
| 12/12/21 | W | 86-45 | (h) |
| 1/3/83 | W | 56-45 | (h) |

## RUTGERS (8-13)

***(H: 3-5; A: 5-8)***

| | | | |
|---|---|---|---|
| 12/16/12 | L | 42-34 | (a) |
| 12/5/11 | W | 92-81 (2OT) | (h) |
| 1/31/04 | L | 76-69 | (h) |
| 3/9/03# | W | 77-74 | (a) |
| 2/4/03 | L | 65-56 | (a) |
| 1/26/02 | W | 65-55 | (h) |
| 1/5/02 | W | 67-53 | (a) |
| 1/27/01 | L | 39-37 | (h) |
| 1/5/00 | L | 65-45 | (a) |
| 2/28/99# | L | 79-53 | (a) |
| 2/10/99 | L | 66-57 | (h) |
| 1/5/99 | L | 68-54 | (a) |
| 3/2/98# | L | 81-62 | (a) |
| 1/8/98 | L | 77-65 | (a) |
| 2/5/97 | W | 49-41 | (a) |
| 12/8/96 | L | 57-44 | (h) |
| 1/17/96 | W | 58-45 | (h) |
| 12/8/91 | W | 72-53 | (a) |
| 12/8/90 | L | 67-57 | (h) |
| 1/28/89 | L | 97-64 | (a) |
| 2/4/84 | W | 63-58 | (a) |

*# BIG EAST Tournament*

## SACRAMENTO STATE (1-0)

***(N: 1-0)***

| | | | |
|---|---|---|---|
| 12/18/17 | W | 82-56 | (n) |

## SAINT MARY'S (0-1)

***(A: 0-1)***

| | | | |
|---|---|---|---|
| 11/17/06 | L | 69-68 | (a) |

## SAMFORD (1-0)

***(H: 1-0)***

# SERIES RESULTS

| | | | |
|---|---|---|---|
| 11/18/05 | W | 72-51 | (h) |

### SAN DIEGO STATE (1-0)
*(H: 1-0)*

| | | | |
|---|---|---|---|
| 12/29/85 | W | 88-51 | (h) |

### SAN FRANCISCO (1-0)
*(A: 1-0)*

| | | | |
|---|---|---|---|
| 11/19/06 | W | 69-59 | (a) |

### SANTA CLARA (2-0)
*(H: 1-0; A: 1-0)*

| | | | |
|---|---|---|---|
| 11/29/08 | W | 60-44 | (h) |
| 11/15/06 | W | 85-83 | (a) |

### SETON HALL (13-9)
*(H: 8-2; A: 3-7; N: 2-0)*

| | | | |
|---|---|---|---|
| 2/21/04 | W | 81-43 | (h) |
| 2/26/03 | L | 78-71 | (a) |
| 1/19/02 | W | 56-54 | (h) |
| 2/10/01 | L | 69-61 | (a) |
| 3/4/00# | W | 64-60 | (h) |
| 1/15/00 | W | 69-42 | (a) |
| 2/17/99 | W | 66-52 | (a) |
| 2/18/98 | W | 73-66 | (h) |
| 1/3/98 | W | 70-66 | (a) |
| 1/19/97 | W | 79-67 | (h) |
| 2/27/96 | W | 67-60 | (h) |
| 1/13/96 | L | 69-62 | (a) |
| 3/4/95# | L | 66-50 | (a) |
| 2/21/95 | L | 82-65 | (h) |
| 12/22/94 | L | 72-44 | (a) |
| 2/10/94 | L | 82-46 | (h) |
| 1/13/94 | L | 93-50 | (a) |
| 2/27/93 | W | 72-60 | (h) |
| 1/3/93 | L | 73-59 | (a) |
| 3/7/92# | W | 76-62 | (n) |
| 2/5/92 | W | 68-46 | (h) |
| 1/5/92 | W | 76-54 | (a) |

*# BIG EAST Tournament*

### SIENA (1-0)
*(H: 1-0)*

| | | | |
|---|---|---|---|
| 12/3/05 | W | 76-47 | (h) |

### SOUTH ALABAMA (0-1)
*(N: 0-1)*

| | | | |
|---|---|---|---|
| 11/22/80 | L | 74-51 | (n) |

### SOUTH CAROLINA (0-3)
*(H: 0-1; A: 0-1; N: 0-1)*

| | | | |
|---|---|---|---|
| 3/20/22! | L | 49-33 | (a) |
| 11/28/93 | L | 71-68 | (n) |
| 2/28/83 | L | 66-56 | (h) |

*! NCAA Tournament*

### SOUTH CAROLINA STATE (0-1)
*(H: 0-1)*

| | | | |
|---|---|---|---|
| 12/3/83 | L | 73-69 | (h) |

### SOUTH DAKOTA STATE (0-1)
*(N: 0-1)*

| | | | |
|---|---|---|---|
| 3/19/16! | L | 74-71 | (n) |

*! NCAA Tournament*

### SOUTHERN (2-0)
*(H: 2-0)*

| | | | |
|---|---|---|---|
| 11/17/23 | W | 61-57 | (h) |
| 11/29/10 | W | 85-36 | (h) |

### SOUTH FLORIDA (30-11)
*(H: 14-1; A: 11-6; N: 5-4)*

| | | | |
|---|---|---|---|
| 3/18/22! | W | 78-66 | (n) |
| 11/25/11 | W | 92-72 | (n) |
| 11/25/03 | W | 62-55 | (a) |
| 11/22/02 | W | 60-49 | (h) |
| 11/27/01 | L | 76-68 | (a) |
| 12/16/00 | W | 73-51 | (h) |
| 11/20/97 | W | 55-52 | (n) |
| 11/23/96 | W | 58-30 | (a) |
| 12/1/95 | W | 73-68 | (h) |
| 12/3/94 | L | 74-65 | (n) |
| 3/3/90 | W | 72-59 | (h) |
| 1/18/90 | W | 89-72 | (a) |
| 3/4/89 | L | 85-82 | (a) |
| 1/14/89 | W | 77-74 | (h) |
| 3/6/88 | W | 76-60 | (a) |
| 1/31/87 | W | 82-71 | (h) |
| 2/14/87 | W | 80-61 | (h) |
| 1/17/87 | L | 84-62 | (a) |
| 3/1/86 | W | 53-48 | (h) |
| 2/15/86 | W | 82-59 | (a) |
| 1/25/85 | W | 91-65 | (h) |
| 12/7/84 | W | 68-62 | (a) |
| 1/20/84 | W | 88-68 | (a) |
| 12/7/83 | W | 81-64 | (h) |
| 2/12/83 | L | 64-63 | (a) |
| 12/11/82 | W | 75-63 | (h) |
| 1/16/82 | W | 60-48 | (a) |
| 11/23/81 | W | 87-52 | (h) |
| 2/26/81 | W | 69-47 | (n) |
| 1/9/81 | W | 59-41 | (a) |
| 11/24/80 | W | 78-60 | (h) |
| 2/21/80 | W | 84-77 | (a) |
| 2/2/80 | W | 72-55 | (h) |
| 1/26/80 | L | 81-76 | (n) |
| 1/19/80 | W | 84-72 | (a) |
| 1/20/79 | L | 72-33 | (a) |
| 2/22/79 | L | 85-45 | (n) |
| 1/27/78 | L | 84-47 | (h) |
| 1/28/77 | L | 59-46 | (a) |
| 2/27/76 | L | 71-46 | (n) |
| 2/6/76 | W | 59-52 | (n) |

*! NCAA Tournament*

### SOUTHERN ILLINOIS (2-0)
*(H: 1-0; N: 1-0)*

| | | | |
|---|---|---|---|
| 12/20/17 | W | 75-65 | (n) |
| 12/20/95 | W | 70-61 | (h) |

### SIU-EDWARDSVILLE (2-0)
*(H: 1-0; A: 1-0)*

| | | | |
|---|---|---|---|
| 2/7/10 | W | 85-60 | (h) |
| 2/4/09 | W | 83-72 | (a) |

# SERIES RESULTS

## SMU (0-1)

*(H: 0-1)*

| | | | |
|---|---|---|---|
| 12/29/99 | L | 76-55 | (h) |

## SOUTHERN MISS (1-1)

*(A: 0-1; N: 1-0)*

| | | | |
|---|---|---|---|
| 12/18/07 | W | 63-56 | (n) |
| 3/5/81+ | L | 80-75 | (a) |

*+ AIAW Tournament*

## ST. BONAVENTURE (1-0)

*(H: 1-0)*

| | | | |
|---|---|---|---|
| 12/2/00 | W | 71-51 | (h) |

## ST. FRANCIS BROOKLYN (1-0)

*(H: 1-0)*

| | | | |
|---|---|---|---|
| 11/29/13 | W | 78-57 | (h) |

## ST. JOHN'S (19-7)

*(H: 8-4; A: 10-3; N: 1-0)*

| | | | |
|---|---|---|---|
| 12/3/17 | L | 74-64 | (h) |
| 11/20/16 | W | 62-50 | (a) |
| 2/10/04 | W | 85-74 | (h) |
| 1/3/04 | W | 79-60 | (a) |
| 2/8/03 | W | 69-54 | (h) |
| 1/23/02 | W | 68-51 | (a) |
| 2/14/01 | W | 80-43 | (h) |
| 1/13/01 | W | 67-51 | (a) |
| 1/8/00 | W | 68-47 | (a) |
| 2/20/99 | W | 83-51 | (h) |
| 12/30/98 | L | 76-72 | (a) |
| 1/17/98 | W | 72-60 | (h) |
| 1/25/97 | W | 71-48 | (h) |
| 12/4/96 | L | 61-44 | (a) |
| 2/3/96 | W | 62-54 | (a) |
| 2/11/95 | W | 60-56 | (a) |
| 1/14/95 | L | 73-63 | (h) |
| 1/30/94 | L | 68-67 | (h) |
| 1/15/94 | W | 80-72 | (a) |
| 3/6/93# | W | 84-61 | (n) |
| 2/3/93 | W | 84-68 | (a) |
| 1/17/93 | L | 65-59 | (h) |
| 2/26/92 | W | 85-63 | (h) |
| 1/23/92 | W | 58-57 | (a) |
| 12/28/84 | W | 73-59 | (h) |
| 2/2/84 | L | 79-69 | (a) |

*# BIG EAST Tournament*

## ST. JOSEPH'S (1-1)

*(H: 1-0; A: 0-1)*

| | | | |
|---|---|---|---|
| 1/2/85 | W | 68-65 | (h) |
| 1/4/81 | L | 73-52 | (a) |

## ST. PETER'S (1-0)

*(H: 1-0)*

| | | | |
|---|---|---|---|
| 3/17/93! | W | 61-44 | (h) |

*! NCAA Tournament*

## STEPHEN F. AUSTIN (1-1)

*(H: 1-0; N: 0-1)*

| | | | |
|---|---|---|---|
| 11/9/18 | W | 81-60 | (h) |
| 1/5/90 | L | 69-62 | (n) |

## STETSON (21-4)

*(H: 11-1; A: 8-2; N: 2-1)*

| | | | |
|---|---|---|---|
| 11/10/23 | W | 80-56 | (h) |
| 11/14/21 | W | 54-39 | (h) |
| 3/20/14^ | L | 70-63 | (h) |
| 3/7/91 | W | 98-77 | (n) |
| 2/20/91 | W | 77-63 | (a) |
| 1/12/91@ | W | 112-74 | (h) |
| 1/13/90 | W | 88-69 | (a) |
| 2/13/89 | W | 69-63 | (h) |
| 2/8/88 | W | 67-63 | (a) |
| 1/21/87 | W | 77-65 | (h) |
| 2/16/85 | W | 77-46 | (h) |
| 1/2/85 | W | 68-58 | (a) |
| 2/11/84 | W | 80-62 | (a) |
| 1/28/84 | W | 79-52 | (h) |
| 1/7/84 | W | 89-54 | (a) |
| 2/5/83 | W | 83-61 | (h) |
| 1/14/83 | W | 77-64 | (a) |
| 3/4/82 | W | 75-60 | (n) |
| 2/6/82 | W | 75-67 | (h) |
| 1/15/82 | W | 95-65 | (a) |
| 2/14/81 | W | 70-58 | (h) |
| 2/8/80 | L | 72-50 | (a) |
| 1978-79 | L | 60-44 | (a) |
| 1978-79 | L | 66-57 | (n) |
| 2/6/77 | W | 74-59 | (h) |

*^ WNIT*
*@ NWSAC Tournament*

## SYRACUSE (22-14)

*(H: 13-6; A: 8-7; N: 1-1)*

| | | | |
|---|---|---|---|
| 2/15/24 | L | 71-60 | (h) |
| 2/19/23 | L | 77-68 | (a) |
| 2/3/22 | W | 71-65 | (h) |
| 1/17/21 | L | 99-64 | (a) |
| 12/10/20 | L | 69-58 | (h) |
| 1/12/20 | W | 77-62 | (h) |
| 3/8/19* | L | 92-85 | (n) |
| 1/23/19 | W | 84-71 | (a) |
| 1/18/18 | W | 72-60 | (h) |
| 1/22/17 | L | 81-48 | (a) |
| 2/1/16 | L | 57-51 | (h) |
| 2/12/15 | W | 85-71 | (a) |
| 2/20/14 | L | 69-48 | (h) |
| 2/18/04 | W | 85-65 | (a) |
| 3/8/03# | W | 77-64 | (n) |
| 1/25/03 | L | 62-59 | (h) |
| 1/8/03 | W | 85-68 | (a) |
| 1/16/02 | W | 75-71 | (h) |
| 2/24/01 | L | 62-61 | (a) |
| 2/26/00 | W | 66-64 | (h) |
| 12/8/98 | W | 68-52 | (h) |
| 2/7/98 | W | 58-56 | (h) |
| 1/6/98 | L | 87-75 | (a) |
| 2/22/97 | W | 64-53 | (a) |
| 2/17/96 | W | 84-60 | (h) |
| 1/20/96 | L | 69-60 | (a) |
| 2/18/95 | W | 67-65 | (h) |
| 1/18/95 | W | 65-54 | (a) |
| 2/20/94 | L | 58-41 | (a) |
| 1/19/94 | W | 59-62 | (h) |
| 2/3/93 | W | 60-40 | (h) |
| 1/17/93 | W | 65-53 | (a) |

# SERIES RESULTS

| | | | |
|---|---|---|---|
| 2/23/92 | W | 79-66 | (a) |
| 1/21/92 | W | 74-52 | (h) |
| 12/27/90 | W | 68-53 | (h) |
| 12/30/88 | L | 78-62 | (h) |

*ACC Tournament
# BIG EAST Tournament

## TAMPA (5-1)
*(H: 2-0; A: 2-1; N: 1-0)*

| | | | |
|---|---|---|---|
| 2/10/84 | W | 73-64 | (a) |
| 12/17/83 | W | 82-57 | (h) |
| 12/18/82 | W | 77-68 | (n) |
| 1/30/82 | W | 81-33 | (h) |
| 1978-79 | W | 56-49 | (a) |
| 1/29/77 | L | 50-45 | (a) |

## TEMPLE (4-1)
*(H: 3-0; N: 1-1)*

| | | | |
|---|---|---|---|
| 11/25/18 | W | 73-61 | (h) |
| 1/2/00 | W | 64-44 | (h) |
| 12/8/89 | W | 79-73 | (n) |
| 12/28/86 | W | 77-70 | (h) |
| 1/14/84 | L | 87-69 | (n) |

## TENNESSEE (0-2)
*(H: 0-1; A: 0-1)*

| | | | |
|---|---|---|---|
| 11/18/12 | L | 79-67 | (h) |
| 11/15/11 | L | 92-76 | (a) |

## TEXAS (1-2)
*(H: 0-1; A: 0-1; N: 1-0)*

| | | | |
|---|---|---|---|
| 12/29/09 | L | 76-65 | (h) |
| 12/9/01 | W | 57-55 | (n) |
| 2/17/86 | L | 112-43 | (a) |

## TEXAS A&M (2-0)
*(H: 1-0; A: 1-0)*

| | | | |
|---|---|---|---|
| 12/19/02 | W | 84-58 | (h) |
| 2/9/85 | W | 75-62 | (a) |

## TCU (1-0)
*(H: 1-0)*

| | | | |
|---|---|---|---|
| 11/21/04 | W | 68-57 | (h) |

## UT MARTIN (0-1)
*(N: 0-1)*

| | | | |
|---|---|---|---|
| 12/15/82 | L | 85-81 | (n) |

## UT RIO GRANDE VALLEY (1-0)
*(H: 1-0)*

| | | | |
|---|---|---|---|
| 11/11/11 | W | 83-37 | (h) |

## TEXAS SOUTHERN (3-0)
*(H: 3-0)*

| | | | |
|---|---|---|---|
| 12/18/92 | W | 98-41 | (h) |
| 12/31/91 | W | 85-48 | (h) |
| 12/14/90 | W | 73-65 | (h) |

## TEXAS STATE (1-0)
*(H: 1-0)*

| | | | |
|---|---|---|---|
| 2/16/06 | W | 92-67 | (h) |

## TEXAS TECH (1-2)
*(H: 1-1; A: 0-1)*

| | | | |
|---|---|---|---|
| 11/27/16 | W | 74-56 | (h) |
| 12/6/04 | L | 109-49 | (a) |
| 12/30/92 | L | 75-74 | (h) |

## TOLEDO (3-1)
*(H: 2-1; A: 1-0)*

| | | | |
|---|---|---|---|
| 12/28/03 | W | 68-57 | (h) |
| 12/15/90 | L | 59-58 | (h) |
| 1/9/89 | W | 66-52 | (a) |
| 12/31/83 | W | 88-77 | (h) |

## TULANE (2-3)
*(H: 2-1; A: 0-2)*

| | | | |
|---|---|---|---|
| 12/5/21 | W | 70-63 | (h) |
| 12/19/14 | L | 70-65 | (a) |
| 11/28/99 | L | 75-66 | (h) |
| 11/22/98 | L | 63-56 | (a) |
| 3/7/87 | W | 76-72 | (h) |

## TULSA (1-0)
*(H: 1-0)*

| | | | |
|---|---|---|---|
| 11/29/14 | W | 69-57 | (h) |

## UCLA (1-0)
*(N: 1-0)*

| | | | |
|---|---|---|---|
| 12/18/14 | W | 74-67 | (n) |

## UPPER IOWA (1-0)
*(H: 1-0)*

| | | | |
|---|---|---|---|
| 1/6/80 | W | 70-39 | (h) |

## VALPARAISO (1-0)
*(H: 1-0)*

| | | | |
|---|---|---|---|
| 12/18/93 | W | 77-59 | (h) |

## VANDERBILT (2-1)
*(H: 1-0; N: 1-1)*

| | | | |
|---|---|---|---|
| 12/20/18 | W | 90-65 | (n) |
| 12/29/03 | W | 79-57 | (h) |
| 3/26/92! | L | 77-67 | (n) |

! NCAA Tournament

## VERMONT (1-0)
*(H: 1-0)*

| | | | |
|---|---|---|---|
| 11/12/17 | W | 73-49 | (h) |

## VILLANOVA (10-13)
*(H: 4-4; A: 4-7; N: 2-2)*

| | | | |
|---|---|---|---|
| 3/24/23! | W | 70-65 | (n) |
| 1/7/04 | L | 58-55 | (a) |
| 3/10/03# | L | 65-59 | (n) |
| 2/1/03 | L | 61-55 | (h) |
| 3/3/02# | L | 68-49 | (n) |
| 1/29/02 | L | 80-52 | (a) |
| 2/27/01 | L | 60-59 | (h) |
| 1/26/00 | L | 44-34 | (a) |
| 1/23/99 | L | 56-54 | (a) |
| 2/21/98 | W | 67-64 | (h) |
| 1/14/98 | L | 68-67 | (a) |
| 2/2/96 | W | 70-56 | (h) |
| 2/10/96 | L | 51-47 | (a) |

# SERIES RESULTS

| | | | |
|---|---|---|---|
| 1/7/96 | L | 59-53 | (h) |
| 2/5/95 | L | 72-59 | (h) |
| 1/4/95 | L | 64-51 | (a) |
| 2/6/94 | W | 64-60 | (a) |
| 1/6/94 | W | 64-40 | (h) |
| 3/7/93# | W | 67-49 | (n) |
| 2/20/93 | W | 57-52 | (a) |
| 1/21/93 | W | 64-53 | (a) |
| 3/1/92 | W | 84-67 | (h) |
| 1/26/92 | W | 75-50 | (a) |

*# BIG EAST Tournament*
*! NCAA Tournament*

## VIRGINIA (12-11)

***(H: 5-4; A: 6-7; N: 1-0)***

| | | | |
|---|---|---|---|
| 2/22/24 | L | 77-60 | (a) |
| 2/26/23 | W | 85-74 | (h) |
| 2/15/22 | W | 71-55 | (a) |
| 2/13/20 | L | 69-64 | (a) |
| 2/3/19 | W | 72-59 | (h) |
| 2/18/18 | W | 77-62 | (a) |
| 2/9/17 | W | 63-52 | (h) |
| 1/3/16 | L | 76-56 | (a) |
| 3/5/15* | W | 62-52 | (n) |
| 1/21/15 | W | 67-58 | (h) |
| 2/27/14 | W | 83-63 | (a) |
| 1/20/13 | L | 62-52 | (a) |
| 1/6/13 | W | 58-52 | (h) |
| 1/19/12 | W | 56-53 | (a) |
| 1/6/11 | W | 82-73 | (a) |
| 2/11/10 | L | 69-63 | (h) |
| 2/19/09 | L | 84-75 | (a) |
| 1/21/08 | L | 79-68 | (h) |
| 2/4/07 | L | 73-60 | (a) |
| 3/22/06^ | L | 83-72 | (a) |
| 1/22/06 | L | 77-68 | (h) |
| 2/10/05 | W | 66-60 | (a) |
| 12/28/87 | L | 78-69 | (h) |

**ACC Tournament*
*^ WNIT*

## VCU (1-0)

***(H: 1-0)***

| | | | |
|---|---|---|---|
| 12/29/11 | W | 91-61 | (h) |

## VIRGINIA TECH (22-14)

***(H: 12-3; A: 9-8; N: 1-3)***

| | | | |
|---|---|---|---|
| 3/8/24* | L | 55-47 | (n) |
| 1/11/24 | L | 76-52 | (a) |
| 3/3/23* | L | 68-42 | (n) |
| 1/8/23 | W | 77-66 | (h) |
| 2/24/22 | L | 70-63 | (a) |
| 3/4/21* | L | 72-64 | (n) |
| 2/11/21 | L | 75-55 | (h) |
| 2/2/20 | L | 69-45 | (a) |
| 2/21/19 | L | 73-65 | (a) |
| 1/3/19 | W | 68-61 | (h) |
| 2/25/18 | W | 76-46 | (h) |
| 1/28/18 | W | 82-78 | (a) |
| 2/23/17 | W | 79-68 | (a) |
| 1/11/17 | W | 82-75 | (h) |
| 2/21/16 | W | 67-56 (OT) | (h) |
| 1/28/16 | W | 57-45 | (a) |
| 2/5/15 | W | 42-39 | (h) |
| 1/11/15 | W | 62-45 | (a) |
| 1/12/14 | W | 64-62 | (a) |
| 3/7/13* | W | 45-39 | (n) |
| 3/3/13 | W | 64-46 | (a) |
| 2/3/13 | W | 68-42 | (h) |
| 1/23/12 | W | 79-48 | (h) |
| 1/9/11 | W | 69-56 | (a) |
| 1/24/10 | L | 73-69 | (h) |
| 2/12/09 | W | 59-56 | (a) |
| 2/11/08 | L | 81-73 | (h) |
| 1/25/07 | L | 78-71 | (a) |
| 1/29/06 | W | 77-62 | (h) |
| 2/27/05 | L | 90-45 | (a) |
| 2/6/05 | W | 78-67 | (h) |
| 2/14/04 | W | 65-56 | (a) |
| 1/28/03 | W | 67-66 | (h) |
| 2/20/02 | W | 55-53 | (h) |
| 2/5/02 | L | 72-60 | (a) |
| 1/7/01 | L | 64-51 | (a) |

**ACC Tournament*

## WAKE FOREST (19-12)

***(H: 9-4; A: 8-5; N: 2-3)***

| | | | |
|---|---|---|---|
| 2/1/24 | W | 72-54 | (a) |
| 1/7/24 | W | 77-47 | (h) |
| 1/29/23 | L | 55-52 | (a) |
| 1/15/23 | W | 55-43 | (h) |
| 1/27/22 | W | 66-59 | (a) |
| 1/6/22 | L | 47-46 | (h) |
| 2/25/21 | W | 69-67 | (h) |
| 1/7/21 | L | 63-60 | (a) |
| 2/27/20 | W | 79-63 | (a) |
| 12/29/19 | W | 59-56 | (h) |
| 1/6/19 | W | 72-57 | (a) |
| 3/1/18* | W | 68-60 | (n) |
| 1/7/18 | L | 61-50 | (h) |
| 2/2/17 | W | 79-56 | (a) |
| 1/14/16 | W | 71-60 | (h) |
| 2/26/15 | L | 60-59 | (a) |
| 2/23/14 | W | 72-64 | (h) |
| 1/4/14 | W | 84-53 | (a) |
| 1/24/13 | W | 79-78 | (a) |
| 3/2/12* | L | 81-74 | (n) |
| 1/26/11 | W | 64-39 | (h) |
| 2/21/11 | W | 74-46 | (h) |
| 3/4/10* | L | 66-65 | (n) |
| 1/17/10 | L | 67-64 | (a) |
| 2/1/09 | L | 78-69 | (h) |
| 2/24/08 | L | 50-45 | (a) |
| 2/8/07 | W | 77-51 | (h) |
| 1/5/06 | W | 79-71 | (a) |
| 1/9/05 | L | 78-63 | (h) |
| 11/27/93 | L | 74-65 | (n) |
| 1/8/83 | W | 81-65 | (n) |

**ACC Tournament*

## WASHINGTON (1-1)

***(H: 0-1; N: 1-0)***

| | | | |
|---|---|---|---|
| 3/20/15! | W | 86-80 | (n) |
| 12/29/89 | L | 85-68 | (h) |

*! NCAA Tournament*

# SERIES RESULTS

## WASHINGTON STATE (1-1)
*(H: 1-0; N: 0-1)*

| | | | |
|---|---|---|---|
| 11/25/21 | L | 62-47 | (n) |
| 12/21/19 | W | 74-68 | (h) |

## WEBER STATE (1-0)
*(N: 1-0)*

| | | | |
|---|---|---|---|
| 11/28/03 | W | 82-60 | (n) |

## WEST VIRGINIA (12-3)
*(H: 8-0; A: 3-3; N: 1-0)*

| | | | |
|---|---|---|---|
| 2/28/04 | W | 82-74 | (h) |
| 2/15/03 | L | 100-84 | (a) |
| 1/8/02 | L | 57-52 | (a) |
| 12/4/01 | W | 69-53 | (h) |
| 2/7/01 | W | 84-68 | (h) |
| 2/15/00 | W | 77-55 | (h) |
| 2/5/00 | W | 70-50 | (a) |
| 2/27/99# | W | 86-69 | (n) |
| 2/3/99 | W | 98-73 | (h) |
| 2/24/98 | W | 90-69 | (a) |
| 12/31/97 | W | 74-72 | (h) |
| 1/22/97 | L | 75-70 | (a) |
| 2/8/96 | W | 88-69 | (a) |
| 1/25/96 | W | 77-58 | (h) |
| 12/28/80 | W | 89-87 | (h) |

*# BIG EAST Tournament*

## WESTERN ILLINOIS (1-0)
*(H: 1-0)*

| | | | |
|---|---|---|---|
| 1/4/83 | W | 80-63 | (h) |

## WESTERN KENTUCKY (2-4)
*(H: 2-2; A: 0-2)*

| | | | |
|---|---|---|---|
| 1/21/01 | L | 82-75 | (h) |
| 1/11/00 | L | 75-68 | (a) |
| 1/7/99 | L | 75-61 | (h) |
| 3/20/93! | L | 78-63 | (a) |
| 1/2/84 | W | 65-58 | (h) |
| 1/1/81 | W | 76-65 | (h) |

*! NCAA Tournament*

## WESTERN MICHIGAN (2-0)
*(H: 1-0; A: 1-0)*

| | | | |
|---|---|---|---|
| 12/29/00 | W | 64-51 | (h) |
| 11/23/90 | W | 94-72 | (a) |

## WILLIAM & MARY (1-0)
*(H: 1-0)*

| | | | |
|---|---|---|---|
| 12/28/02 | W | 85-57 | (h) |

## WISCONSIN (2-0)
*(H: 2-0)*

| | | | |
|---|---|---|---|
| 12/4/14 | W | 66-54 | (h) |
| 12/29/12 | W | 67-44 | (h) |

## WRIGHT STATE (1-0)
*(H: 1-0)*

| | | | |
|---|---|---|---|
| 11/13/16 | W | 80-67 | (h) |

## YALE (2-0)
*(H: 2-0)*

| | | | |
|---|---|---|---|
| 11/25/13 | W | 91-67 | (h) |
| 12/28/01 | W | 75-46 | (h) |

# HISTORY VS. CONFERENCES

| Conference | W | L |
|---|---|---|
| America East! | 13 | 3 |
| American Athletic | 4 | 1 |
| Atlantic 10 | 16 | 6 |
| Atlantic Coast& | 173 | 184 |
| Atlantic Sun* | 64 | 11 |
| Big 10 | 18 | 26 |
| Big 12 (Big 8) | 8 | 11 |
| Big East | 153 | 114 |
| Big Sky | 4 | 2 |
| Big South | 5 | 0 |
| Big West | 3 | 0 |
| Colonial Athletic | 6 | 4 |
| Conference USA | 24 | 9 |
| Horizon League | 10 | 6 |
| Independent | 6 | 0 |
| Ivy League | 9 | 2 |
| Metro Atlantic | 10 | 5 |
| Mid-American | 10 | 3 |
| Mid-Eastern | 31 | 5 |
| Missouri Valley | 6 | 0 |
| Mountain West | 1 | 1 |
| Northeast | 8 | 0 |
| Ohio Valley | 11 | 1 |
| Pac-12 (Pac-10) | 5 | 11 |
| Patriot League | 4 | 0 |
| Southeastern | 25 | 52 |
| Southern | 4 | 0 |
| Southland | 10 | 5 |
| Southwestern | 19 | 4 |
| Summit League^ | 12 | 1 |
| Sun Belt | 21 | 16 |
| Western Athletic | 2 | 3 |
| West Coast# | 6 | 2 |

* - includes records from NSWAC/TAAC
^ - includes records from Mid-Continent/ North Star
! - includes records from ECAC/NAC
# - includes records from WCAC
& - includes ACCT and conference games

**NCAA DIVISION I**

| *Conference* | *W* | *L* |
|---|---|---|
| **America East** | **13** | **3** |
| Albany | 1 | 0 |
| Binghamton | 3 | 0 |
| Boston University | 1 | 0 |
| Hartford | 2 | 1 |
| Maine | 3 | 2 |
| New Hampshire | 1 | 0 |
| UMass-Lowell | 1 | 0 |
| Vermont | 1 | 0 |
| **American Athletic** | **4** | **1** |
| South Florida | 1 | 0 |
| Temple | 1 | 0 |
| Tulane | 1 | 1 |
| Tulsa | 1 | 0 |
| **Atlantic 10** | **16** | **6** |
| Fordham | 1 | 0 |
| George Washington | 1 | 9 |
| La Salle | 1 | 0 |
| Loyola Chicago | 1 | 0 |
| Massachusetts | 2 | 0 |
| Rhode Island | 0 | 2 |
| Richmond | 2 | 1 |
| Rutgers | 2 | 2 |
| St. Bonaventure | 1 | 0 |
| St. Joseph's | 1 | 0 |
| Temple | 3 | 1 |
| West Virginia | 1 | 0 |
| **Atlantic Coast** | **173** | **184** |
| Boston College | 15 | 10 |
| Clemson | 17 | 8 |
| Duke | 4 | 16 |
| Florida State | 11 | 32 |
| Georgia Tech | 19 | 17 |
| Louisville | 1 | 7 |
| Maryland | 7 | 10 |
| NC State | 11 | 14 |
| North Carolina | 15 | 14 |
| Notre Dame | 2 | 9 |
| Pittsburgh | 9 | 1 |
| Syracuse | 4 | 7 |
| Virginia | 12 | 11 |
| Virginia Tech | 18 | 8 |
| Wake Forest | 16 | 11 |
| **Atlantic Sun** | **64** | **11** |
| FGCU | 3 | 0 |
| FIU | 11 | 5 |
| Florida A&M | 6 | 2 |
| Florida Atlantic | 10 | 0 |
| Gardner-Webb | 1 | 0 |
| Georgia Southern | 2 | 0 |
| Georgia State | 2 | 0 |
| Jacksonville | 2 | 1 |
| Kennesaw State | 1 | 0 |
| Lipscomb | 1 | 0 |
| Mercer | 4 | 2 |
| North Florida | 6 | 0 |
| Stetson | 9 | 1 |
| UCF | 6 | 0 |
| **Big 10** | **18** | **26** |
| Illinois | 1 | 2 |
| Indiana | 3 | 3 |
| Iowa | 0 | 4 |
| Maryland | 0 | 2 |
| Michigan | 2 | 3 |
| Michigan State | 3 | 2 |
| Minnesota | 1 | 3 |
| Nebraska | 1 | 0 |
| Northwestern | 1 | 1 |
| Ohio State | 1 | 2 |
| Penn State | 1 | 0 |
| Purdue | 2 | 4 |
| Wisconsin | 2 | 0 |
| **Big 12** | **8** | **11** |
| Baylor | 0 | 1 |
| Iowa State | 0 | 1 |
| Kansas | 0 | 1 |
| Missouri | 1 | 0 |
| Nebraska | 0 | 3 |
| Oklahoma | 2 | 2 |
| Oklahoma State | 2 | 1 |
| Texas | 1 | 1 |
| Texas A&M | 1 | 0 |
| Texas Tech | 1 | 1 |
| **Big East** | **153** | **114** |
| Boston College | 15 | 8 |
| Connecticut | 5 | 18 |
| DePaul | 0 | 2 |
| Georgetown | 16 | 9 |
| Marquette | 1 | 0 |
| Notre Dame | 2 | 12 |
| Pittsburgh | 16 | 8 |
| Providence | 18 | 6 |
| Rutgers | 6 | 11 |
| Seton Hall | 13 | 9 |
| St. John's | 19 | 7 |
| Syracuse | 17 | 6 |
| USF | 1 | 0 |
| Villanova | 10 | 13 |
| Virginia | 1 | 0 |
| Virginia Tech | 2 | 2 |
| West Virginia | 11 | 3 |
| **Big Sky** | **4** | **2** |
| Idaho | 0 | 1 |
| Idaho State | 1 | 0 |
| Montana | 1 | 1 |
| Sacramento State | 1 | 0 |
| Weber State | 1 | 0 |
| **Big South** | **5** | **0** |
| Charleston Southern | 1 | 0 |
| Gardner-Webb | 1 | 0 |
| Radford | 2 | 0 |
| UNC Asheville | 1 | 0 |
| **Big West** | **3** | **0** |
| Long Beach State | 1 | 0 |
| UC Riverside | 2 | 0 |
| **Colonial Athletic** | **6** | **4** |
| East Carolina | 1 | 1 |
| George Mason | 0 | 2 |
| Georgia State | 1 | 0 |
| James Madison | 1 | 0 |
| North Carolina A&T | 1 | 0 |
| Old Dominion | 0 | 1 |
| VCU | 1 | 0 |
| William & Mary | 1 | 0 |

# HISTORY VS. CONFERENCES

| Conference USA | 24 | 9 |
|---|---|---|
| Alabama-Birmingham | 2 | 0 |
| Charlotte | 2 | 0 |
| Florida Atlantic | 3 | 0 |
| FIU | 4 | 0 |
| Houston | 1 | 4 |
| Middle Tennessee | 0 | 2 |
| Old Dominion | 2 | 0 |
| TCU | 1 | 0 |
| Tulane | 0 | 2 |
| UCF | 3 | 0 |
| USF | 6 | 1 |

| Horizon League | 10 | 6 |
|---|---|---|
| Butler | 1 | 1 |
| Detroit | 0 | 1 |
| Evansville | 1 | 0 |
| Green Bay | 0 | 2 |
| IUPUI | 1 | 0 |
| Milwaukee | 3 | 0 |
| Notre Dame | 0 | 2 |
| Oakland | 2 | 0 |
| Robert Morris | 1 | 0 |
| Wright State | 1 | 0 |

| Ivy League | 9 | 2 |
|---|---|---|
| Brown | 2 | 0 |
| Columbia | 0 | 1 |
| Cornell | 2 | 0 |
| Dartmouth | 2 | 0 |
| Harvard | 1 | 0 |
| Penn | 0 | 1 |
| Yale | 2 | 0 |

| Metro Atlantic | 10 | 5 |
|---|---|---|
| Fairfield | 3 | 3 |
| Fordham | 1 | 0 |
| Holy Cross | 1 | 0 |
| Iona | 1 | 0 |
| Manhattan | 1 | 0 |
| Niagara | 1 | 0 |
| Quinnipiac | 0 | 2 |
| Siena | 1 | 0 |
| St. Peter's | 1 | 0 |

| Mid-American | 10 | 3 |
|---|---|---|
| Central Michigan | 0 | 1 |
| Eastern Michigan | 1 | 0 |
| Miami (OH) | 3 | 0 |
| Northern Illinois | 1 | 1 |
| Toledo | 3 | 1 |
| Western Michigan | 2 | 0 |

| Mid-Eastern | 31 | 5 |
|---|---|---|
| Bethune-Cookman | 7 | 1 |
| Coppin State | 7 | 0 |
| Delaware State | 1 | 0 |
| Florida A&M | 6 | 4 |
| Hampton | 1 | 0 |
| Howard | 1 | 0 |
| UMES | 3 | 0 |
| Morgan State | 2 | 0 |
| Norfolk State | 1 | 0 |
| North Carolina A&T | 2 | 0 |

| Missouri Valley | 6 | 0 |
|---|---|---|
| Bradley | 2 | 0 |
| Illinois State | 2 | 0 |
| Loyola Chicago | 2 | 0 |

| Mountain West | 1 | 1 |
|---|---|---|
| New Mexico | 1 | 1 |

| Northeast | 8 | 0 |
|---|---|---|
| Central Conn. State | 1 | 0 |
| Fairleigh Dickinson | 1 | 0 |
| LIU-Brooklyn | 1 | 0 |
| Monmouth | 1 | 0 |
| Quinnipiac | 2 | 0 |
| Robert Morris | 1 | 0 |
| St. Francis Brooklyn | 1 | 0 |

| Ohio Valley | 11 | 1 |
|---|---|---|
| Austin Peay | 2 | 0 |
| Eastern Kentucky | 2 | 1 |
| Middle Tennessee | 1 | 0 |
| Morehead State | 1 | 0 |
| Murray State | 2 | 0 |
| Samford | 1 | 0 |
| SIU-Edwardsville | 2 | 0 |

| Pac-12 | 4 | 7 |
|---|---|---|
| Arizona State | 0 | 3 |
| California | 0 | 1 |
| Colorado | 1 | 1 |
| Oregon State | 0 | 1 |
| UCLA | 1 | 0 |
| Washington | 1 | 0 |
| Washington State | 1 | 1 |

| Patriot | 4 | 0 |
|---|---|---|
| Boston University | 1 | 0 |
| Bucknell | 1 | 0 |
| Holy Cross | 1 | 0 |
| Lehigh | 1 | 0 |

| Southeastern | 25 | 52 |
|---|---|---|
| Alabama | 1 | 2 |
| Auburn | 0 | 8 |
| Florida | 14 | 21 |
| Georgia | 0 | 2 |
| Kentucky | 2 | 6 |
| LSU | 1 | 4 |
| Mississippi | 4 | 3 |
| Mississippi State | 0 | 1 |
| Missouri | 1 | 0 |
| South Carolina | 0 | 2 |
| Tennessee | 0 | 2 |
| Vanderbilt | 2 | 1 |

| Southern | 4 | 0 |
|---|---|---|
| Appalachian State | 1 | 0 |
| Davidson | 1 | 0 |
| Furman | 1 | 0 |
| UNC Greensboro | 1 | 0 |

| Southland | 10 | 5 |
|---|---|---|
| Central Arkansas | 1 | 0 |
| Lamar | 2 | 1 |
| Louisiana Tech | 0 | 2 |
| NE Louisiana (ULM) | 0 | 1 |
| New Orleans | 2 | 0 |
| Nicholls State | 1 | 0 |
| Northwestern State | 1 | 0 |
| Stephen F. Austin | 1 | 1 |
| SW Louisiana (Lafayette) | 1 | 0 |
| Texas State | 1 | 0 |

| Southwestern | 19 | 4 |
|---|---|---|
| Alabama State | 1 | 0 |
| Alcorn State | 2 | 0 |
| Ark-Pine Bluff | 1 | 0 |
| Bethune-Cookman | 1 | 0 |
| Grambling State | 3 | 2 |
| Jackson State | 3 | 1 |
| Prairie View A&M | 1 | 0 |
| Southern | 4 | 1 |
| Texas Southern | 3 | 0 |

| Summit League | 12 | 1 |
|---|---|---|
| Cleveland State | 3 | 0 |
| Dayton | 1 | 0 |
| Illinois Chicago | 1 | 0 |
| IUPUI | 1 | 0 |
| Notre Dame | 1 | 0 |
| Oakland | 1 | 0 |
| Oral Roberts | 1 | 0 |
| South Dakota State | 0 | 1 |
| SW Missouri State | 1 | 0 |
| Valparaiso | 1 | 0 |
| Western Illinois | 1 | 0 |

| Sun Belt | 21 | 16 |
|---|---|---|
| Charlotte | 0 | 1 |
| FIU | 6 | 6 |
| Florida Atlantic | 3 | 0 |
| Louisiana-Monroe | 1 | 0 |
| Old Dominion | 0 | 2 |
| South Alabama | 0 | 1 |
| USF | 10 | 2 |
| Western Kentucky | 1 | 4 |

| Western Athletic | 2 | 3 |
|---|---|---|
| BYU | 1 | 1 |
| Rice | 0 | 1 |
| San Diego State | 1 | 0 |
| SMU | 0 | 1 |

| West Coast | 6 | 2 |
|---|---|---|
| Gonzaga | 1 | 1 |
| Loyola Marymount | 1 | 0 |
| Pepperdine | 1 | 0 |
| Saint Mary's | 0 | 1 |
| San Francisco | 1 | 0 |
| Santa Clara | 2 | 0 |

| NCAA DIVISION II, NAIA and Discontinued Leagues | | |
|---|---|---|
| Totals | 157 | 110 |

**NOTE:** records against teams are determined by what conference the team was in at the time of the game.

# ACC/BIG 10 CHALLENGE HISTORY

## ACC/BIG TEN CHALLENGE RESULTS (6-6)*

| Date | UM Rank | Opponent | Location | Result |
|---|---|---|---|---|
| 11/19/07 | - | Michigan | Coral Gables, Fla. | L, 65-50 |
| 12/5/08 | - | Indiana | Coral Gables, Fla. | L, 69-54 |
| 12/1/11 | - | at Michigan State | East Lansing, Mich. | W, 76-60 |
| 11/29/12 | - | #6/7 Penn State | Coral Gables, Fla. | W, 69-65 |
| 12/5/13 | - | at Minnesota | Minneapolis, Minn. | L, 74-67 |
| 12/4/14 | - | Wisconsin | Coral Gables, Fla. | W, 66-54 |
| 12/2/15 | - | Illinois | Coral Gables, Fla. | W, 73-64 |
| 12/1/16 | #18/16 | at #9/10 Ohio State | Columbus, Ohio | (OT) W, 94-89 |
| 11/30/17 | - | Michigan State | Coral Gables, Fla. | W, 67-57 |
| 11/29/18 | #21/20 | at Purdue | West Lafayette, Ind. | L, 74-63 |
| 12/4/19 | #21/22 | #14/16 Indiana | Coral Gables, Fla. | L, 58-45 |
| 12/2/21 | | #8/8 Maryland | College Park, Md. | L, 82-74 |
| 12/1/22^ | - | #17/20 Michigan | Coral Gables, Fla. | L, 76-64 |

^ The ACC/Big Ten Challenge was discontinued after the 2022-23 season

## ACC/BIG TEN CHALLENGE RECORDS*

| | |
|---|---|
| Overall | 6-7 |
| ***Site*** | |
| Home | 4-4 |
| Away | 2-3 |
| ***Month*** | |
| November | 2-2 |
| December | 4-5 |
| ***Day*** | |
| Monday | 0-1 |
| Wednesday | 1-1 |
| Thursday | 5-4 |
| Friday | 0-1 |
| Overtime | 1-0 |

## ACC IN THE CHALLENGE*

| | |
|---|---|
| Overall Record | 112-80 |
| Series Record | 11-1-3 |

**2007:** ACC 8, Big Ten 3
**2008:** ACC 7, Big Ten 4
**2009:** ACC 7, Big Ten 4
**2010:** ACC 6, Big Ten 5
**2011:** ACC 6, Big Ten 6
**2012:** ACC 7, Big Ten 5
**2013:** ACC 7, Big Ten 5
**2014:** ACC 7, Big Ten 7
**2015:** ACC 7, Big Ten 7
**2016:** ACC 9, Big Ten 5
**2017:** ACC 10, Big Ten 4
**2018:** ACC 8, Big Ten 6
**2019:** Big Ten 9, ACC 5
**2021**: ACC 10, Big Ten 4
**2022**: ACC 8, Big Ten 6

** There was no ACC/Big 10 Challenge in 2020 due to the COVID-19 pandemic*

# ACC TOURNAMENT HISTORY

## ACC TOURNAMENT RECORD

**13-19 overall record, 3 Semifinals appearances, 1 Finals appearance**

| *Record by Round* | |
|---|---|
| First Round | 4-7 |
| Second Round | 5-3 |
| Quarterfinals | 3-6 |
| Semifinals | 1-2 |
| Finals | 0-1 |
| **Overall** | **13-19** |

| *Record by Seed* | |
|---|---|
| Second | 1-2 |
| Fourth | 0-1 |
| Fifth | 3-2 |
| Sixth | 2-3 |
| Seventh | 5-2 |
| Eighth | 1-2 |
| Ninth | 1-1 |
| Tenth | 0-2 |
| Eleventh | 0-2 |
| Twelfth | 0-2 |
| **Overall** | **13-19** |

| *Record by Location* | |
|---|---|
| Conway, S.C. | 2-1 |
| Greensboro, N.C. | 11-18 |
| **Overall** | **13-19** |

## ACC TOURNAMENT RESULTS (13-19)

| | | | | | |
|---|---|---|---|---|---|
| 2004-05 | (No. 9 Seed) | | | | |
| 3/4/05 | vs. No. 8 Georgia Tech | First Round | W | 60-58 | Greensboro, N.C. |
| 3/5/05 | vs. No. 1 North Carolina | Quarterfinals | L | 64-57 | Greensboro, N.C. |
| 2005-06 | (No. 6 seed) | | | | |
| 3/2/06 | vs. No. 11 Georgia Tech | First Round | L | 79-62 | Greensboro, N.C. |
| 2006-07 | (No. 11 seed) | | | | |
| 3/1/07 | vs. No. 6 Georgia Tech | First Round | L | 66-52 | Greensboro, N.C. |
| 2007-08 | (No. 12 seed) | | | | |
| 3/6/08 | vs. No. 5 Georgia Tech | First Round | L | 76-49 | Greensboro, N.C. |
| 2008-09 | (No. 10 seed) | | | | |
| 3/5/09 | vs. No. 7 Boston College | First Round | L | 76-59 | Greensboro, N.C. |
| 2009-10 | (No. 12 seed) | | | | |
| 3/4/10 | vs. No. 7 Wake Forest | First Round | L | 61-60 (OT) | Greensboro, N.C. |
| 2010-11 | (No. 2 seed) | | | | |
| 3/4/11 | vs. No. 10 NC State | Quarterfinals | W | 93-85 | Greensboro, N.C. |
| 3/5/11 | vs. No. 6 North Carolina | Semifinals | L | 83-57 | Greensboro, N.C. |
| 2011-12 | (No. 2 seed) | | | | |
| 3/2/12 | vs. No. 7 Wake Forest | Quarterfinals | L | 81-74 | Greensboro, N.C. |
| 2012-13 | (No. 5 seed) | | | | |
| 3/7/13 | vs. No. 12 Virginia Tech | First Round | W | 45-39 | Greensboro, N.C. |
| 3/8/13 | vs. No. 4 Florida State | Quarterfinals | L | 70-58 | Greensboro, N.C. |
| 2013-14 | (No. 8 seed) | | | | |
| 3/6/14 | vs. No. 9 Florida State | First Round | L | 72-67 (OT) | Greensboro, N.C. |
| 2014-15 | (No. 8 seed) | | | | |
| 3/5/15 | vs. No. 9 Virginia | First Round | W | 62-52 | Greensboro, N.C. |
| 3/6/15 | vs. No. 1 Notre Dame | Second Round | L | 77-61 | Greensboro, N.C. |
| 2015-16 | (No. 5 seed) | | | | |
| 3/3/16 | vs. No. 12 Pittsburgh | First Round | W | 77-55 | Greensboro, N.C. |
| 3/4/16 | vs. No. 4 Florida State | Second Round | W | 74-56 | Greensboro, N.C. |
| 3/5/16 | vs. No. 1 Notre Dame | Quarterfinals | L | 78-67 | Greensboro, N.C. |
| 2016-17 | (No. 7 seed) | | | | |
| 3/2/17 | vs. No. 10 Georgia Tech | Second Round | W | 87-71 | Conway, S.C. |
| 3/3/17 | vs. No. 2 Florida State | Quarterfinals | W | 56-54 | Conway, S.C. |
| 3/4/17 | vs. No. 3 Duke | Semifinals | L | 57-52 | Conway, S.C. |

# ACC TOURNAMENT HISTORY

| | | | | | |
|---|---|---|---|---|---|
| 2017-18 | (No. 6 seed) | | | | |
| 3/1/18 | vs. No. 11 Wake Forest | Second Round | W | 68-60 | Greensboro, N.C. |
| 3/2/18 | vs. No. 3 Florida State | Quarterfinals | L | 73-69 | Greensboro, N.C. |
| 2018-19 | (No. 4 seed) | | | | |
| 3/8/19 | vs. No. 5 Syracuse | Second Round | L | 92-85 | Greensboro, N.C. |
| 2019-20 | (No. 11 seed) | | | | |
| 3/4/20 | vs. No. 14 Clemson | First Round | L | 71-56 | Greensboro, N.C. |
| 2020-21 | (No. 10 seed) | | | | |
| 3/4/21 | vs. No. 7 Virginia Tech | Second Round | L | 72-64 | Greensboro, N.C. |
| 2021-22 | (No. 7 seed) | | | | |
| 3/3/22 | vs. No. 10 Duke | Second Round | W | 61-55 | Greensboro, N.C. |
| 3/4/22 | vs. No. 2 Louisville | Quarterfinals | W | 61-59 | Greensboro, N.C. |
| 3/5/22 | vs. No. 3 Notre Dame | Semifinals | W | 57-54 | Greensboro, N.C. |
| 3/6/22 | vs. No. 1 NC State | Finals | L | 60-47 | Greensboro, N.C. |
| 2022-23 | (No. 6 seed) | | | | |
| 3/2/23 | vs. No.11 Boston College | Second Round | W | 84-69 | Greensboro, N.C. |
| 3/3/23 | vs. No. 3 Virginia Tech | Quarterfinals | L | 68-42 | Greensboro, N.C. |

# BIG EAST TOURNAMENT HISTORY

## BIG EAST TOURNAMENT RECORD

**14-11 overall record, 2 Championships**

| *Record by Round* | |
|---|---|
| First Round | 5-2 |
| Quarterfinals | 5-6 |
| Semifinals | 2-3 |
| Finals | 2-0 |
| **Overall** | **14-11** |

| *Record by Seed* | |
|---|---|
| First | 6-0 |
| Third | 1-1 |
| Fourth | 2-3 |
| Fifth | 1-1 |
| Sixth | 0-2 |
| Seventh | 4-3 |
| Tenth | 0-1 |
| **Overall** | **14-11** |

| *Record by Location* | |
|---|---|
| Hartford, Conn. | 0-1 |
| Piscataway, N.J. | 5-4 |
| Providence, R.I. | 3-0 |
| South Orange, N.J | 0-1 |
| Storrs, Conn. | 6-5 |
| **Overall** | **14-11** |

## BIG EAST TOURNAMENT RESULTS (14-11)

| | | | | | |
|---|---|---|---|---|---|
| 1991-92 | (No. 1 seed) — Tournament Champions | | | | |
| 3/7/92 | vs. No. 9 Seton Hall | Quarterfinals | W | 76-62 | Storrs, Conn. |
| 3/8/92 | vs. No. 4 Providence | Semifinals | W | 82-70 | Storrs, Conn. |
| 3/9/92 | vs. No. 2 Connecticut | Finals | W | 56-47 | Storrs, Conn. |
| 1992-93 | (No. 1 seed) — Tournament Champions | | | | |
| 3/6/93 | vs. No. 8 St. John's | Quarterfinals | W | 84-61 | Providence, R.I. |
| 3/7/93 | vs. No. 5 Villanova | Semifinals | W | 67-49 | Providence, R.I. |
| 3/8/93 | vs. No. 7 Providence | Finals | W | 76-55 | Providence, R.I. |
| 1993-94 | (No. 6 seed) | | | | |
| 3/5/94 | vs. No. 3 Pittsburgh | Quarterfinals | L | 70-60 | Storrs, Conn. |
| 1994-95 | (No. 6 seed) | | | | |
| 3/4/95 | vs. No. 3 Seton Hall | Quarterfinals | L | 52-49 | South Orange, N.J. |
| 1995-96 | (No. 4 seed) | | | | |
| 3/1/97 | vs. No. 13 Pittsburgh | First Round | L | 52-49 | Storrs, Conn. |
| 1996-97 | (No. 4 seed) | | | | |
| 3/1/97 | vs. No. 13 Pittsburgh | First Round | W | 64-50 | Storrs, Conn. |
| 3/2/97 | vs. No. 5 Boston College | Quarterfinals | W | 63-48 | Storrs, Conn. |
| 3/3/97 | vs. No. 1 Connecticut | Semifinals | L | 98-71 | Storrs, Conn. |
| 1997-98 | (No. 3 seed) | | | | |
| 3/1/98 | vs. No. 11 Georgetown | Quarterfinals | W | 81-66 | Piscataway, N.J. |
| 3/2/98 | vs. No. 2 Rutgers | Semifinals | L | 79-53 | Piscataway, N.J. |
| 1998-99 | (No. 7 seed) | | | | |
| 2/27/99 | vs. No. 10 West Virginia | First Round | W | 86-69 | Piscataway, N.J. |
| 2/28/99 | vs. No. 2 Rutgers | Quarterfinals | L | 79-53 | Piscataway, N.J. |
| 1999-00 | (No. 7 seed) | | | | |
| 3/4/00 | vs. No. 10 Seton Hall | First Round | W | 69-42 | Storrs, Conn. |
| 3/5/00 | vs. No. 2 Notre Dame | Quarterfinals | L | 67-52 | Storrs, Conn. |
| 2000-01 | (No. 10 seed) | | | | |
| 3/3/01 | vs. No. 7 Boston College | First Round | L | 62-49 | Storrs, Conn. |
| 2001-02 | (No. 5 seed) | | | | |
| 3/2/02 | vs. No. 12 Georgetown | First Round | W | 69-52 | Piscataway, N.J. |
| 3/3/02 | vs. No. 4 Villanova | Quarterfinals | L | 68-49 | Piscataway, N.J. |
| 2002-03 | (No. 7 seed) | | | | |
| 3/8/03 | vs. No. 10 Syracuse | First Round | W | 77-64 | Piscataway, N.J. |
| 3/9/03 | at No. 2 Rutgers | Quarterfinals | W | 77-74 | Piscataway, N.J. |
| 3/10/03 | vs. No. 3 Villanova | Semifinals | L | 65-59 | Piscataway, N.J. |
| 2003-04 | (No. 4 seed) | | | | |
| 3/7/04 | vs. No. 5 Boston College | Quarterfinals | L | 65-53 | Hartford, Conn. |

# NCAA TOURNAMENT HISTORY

## NCAA TOURNAMENT RECORD

**16 NCAA appearances, 11-16 overall record, 2 Sweet Sixteens, 1 Elite Eight**

| *Record by Round* | |
|---|---|
| First Round | 8-7 |
| Second Round | 2-7 |
| Sweet Sixteen | 1-1 |
| Elite Eight | 0-1 |
| **Overall** | **11-16** |

| *Record by Seed* | |
|---|---|
| Second | 1-1 |
| Third | 2-2 |
| Fourth | 2-2 |
| Fifth | 1-3 |
| Eighth | 1-4 |
| Ninth | 3-1 |
| Eleventh | 1-3 |
| **Overall** | **11-16** |

| *Record by Location* | |
|---|---|
| Albuquerque, N.M. | 0-1 |
| Baton Rogue, La. | 0-1 |
| Bloomington, Ind. | 2-0 |
| Bowling Green, Ky. | 0-1 |
| Charlottesville, Va. | 1-2 |
| Columbia, S.C. | 1-1 |
| Coral Gables, Fla. | 4-2 |
| Greenville, S.C. | 1-1 |

| *Record by Location (cont.)* | |
|---|---|
| Iowa City, Iowa | 1-2 |
| Ruston, La. | 0-1 |
| Spokane, Wash. | 1-1 |
| Stanford, Calif. | 0-1 |
| Stillwater, Ok. | 0-1 |
| Storrs, Conn. | 0-1 |
| **Overall** | **11-16** |

## NCAA TOURNAMENT RESULTS (11-16)

| | | | | | |
|---|---|---|---|---|---|
| 1988-89 | (No. 8 seed — Midwest Region) | | | | |
| 3/15/89 | at No. 9 Oklahoma State | First Round | L | 93-69 | Stillwater, Okla. |
| 1991-92 | (No. 2 seed — East Region) | | | | |
| 3/21/92 | No. 7 North Carolina | Second Round | W | 86-72 | Coral Gables, Fla. |
| 3/26/92 | vs. No. 3 Vanderbilt | Sweet Sixteen | L | 77-67 | Charlottesville, Va. |
| 1992-93 | (No. 5 seed — East Region) | | | | |
| 3/17/93 | No. 12 St. Peter's | First Round | W | 61-44 | Coral Gables, Fla. |
| 3/20/93 | at No. 4 Western Kentucky | Second Round | L | 73-63 | Bowling Green, Ky. |
| 1997-98 | (No. 11 seed — Midwest Region) | | | | |
| 3/14/98 | vs. No. 6 Clemson | First Round | L | 60-49 | Ruston, La. |
| 2002-03 | (No. 11 seed — Midwest Region) | | | | |
| 3/22/03 | at No. 6 New Mexico | First Round | L | 91-85 (OT) | Albuquerque, N.M. |
| 2003-04 | (No. 5 seed — West Region) | | | | |
| 3/21/04 | vs. No. 12 Maryland | First Round | L | 86-85 | Baton Rouge, La. |
| 2010-11 | (No. 3 seed — Dayton Region) | | | | |
| 3/20/11 | vs. No. 14 Gardner-Webb | First Round | W | 80-62 | Charlottesville, Va. |
| 3/22/11 | vs. No. 6 Oklahoma | Second Round | L | 88-83 | Charlottesville, Va. |
| 2011-12 | (No. 3 seed — Kingston Region) | | | | |
| 3/17/12 | vs. No. 14 Idaho State | First Round | W | 70-41 | Spokane, Wash. |
| 3/19/12 | at No. 11 Gonzaga | Second Round | L | 65-54 | Spokane, Wash. |
| 2012-13 | (No. 8 seed — Norfolk Region) | | | | |
| 3/24/13 | at No. 9 Iowa | First Round | L | 69-53 | Iowa City, Iowa |
| 2014-15 | (No. 11 seed — Oklahoma City Region) | | | | |
| 3/22/15 | vs. No. 6 Washington | First Round | W | 86-80 | Iowa City, Iowa |
| 3/24/15 | at No. 3 Iowa | Second Round | L | 88-70 | Iowa City, Iowa |
| 2015-16 | (No. 5 seed — Lexington Region) | | | | |
| 3/19/16 | vs. No. 12 South Dakota State | First Round | L | 74-71 | Stanford, Calif. |
| 2016-17 | (No. 4 seed — Stockton Region) | | | | |
| 3/18/17 | vs. No. 13 FGCU | First Round | W | 62-60 | Coral Gables, Fla. |
| 3/20/17 | vs. No. 12 Quinnipiac | Second Round | L | 85-78 | Coral Gables, Fla. |
| 2017-18 | (No. 8 seed — Albany Region) | | | | |
| 3/17/18 | vs. No. 9 Quinnipiac | First Round | L | 82-76 | Storrs, Conn. |

# NCAA TOURNAMENT HISTORY

| 2018-19 | (No. 4 seed — Portland Region) | | | | |
|---|---|---|---|---|---|
| 3/22/19 | vs. No. 13 FGCU | First Round | W | 69-62 | Coral Gables, Fla. |
| 3/24/19 | vs. No. 5 Arizona State | Second Round | L | 55-57 | Coral Gables, Fla. |
| | | | | | |
| 2021-22 | (No. 8 seed — Greensboro Region) | | | | |
| 3/18/22 | vs. No. 9 South Florida | First Round | W | 78-66 | Columbia, S.C. |
| 3/20/22 | at No. 1 South Carolina | Second Round | L | 49-33 | Columbia, S.C. |
| | | | | | |
| 2022-23 | (No. 9 seed — Greenville 2 Region) | | | | |
| 3/18/23 | vs. No 8 Oklahoma State | First Round | W | 62-61 | Bloomington, Ind. |
| 3/20/23 | at No. 1 Indiana | Second Round | W | 70-68 | Bloomington, Ind. |
| 3/24/23 | vs. No. 4 Villanova | Sweet Sixteen | W | 70-65 | Greenville, S.C. |
| 3/26/23 | vs. No. 3 LSU | Elite Eight | L | 54-42 | Greenville, S.C. |

# WNIT & AIAW HISTORY

## WNIT TOURNAMENT RECORD

**6 NCAA appearances, 8-7 overall record, 1 Finals**

| *Record by Round* | |
|---|---|
| First Round | 4-2 |
| Second Round | 1-3 |
| Third Round | 1-0 |
| Quarterfinals | 1-1 |
| Semifinals | 1-0 |
| Finals | 0-1 |
| **Overall** | **8-7** |

| *Record by Location* | |
|---|---|
| Ann Arbor, Mich. | 1-0 |
| Amarillo, Texas | 1-2 |
| Atlanta, Ga. | 1-0 |
| Berkeley, Calif. | 0-1 |
| Charlotesville, Va. | 0-1 |
| Coral Gables, Fla. | 4-1 |
| Houston, Texas | 0-2 |
| Providence, R.I. | 1-0 |
| **Overall** | **8-7** |

## WNIT RESULTS (8-7)

| | | | | | |
|---|---|---|---|---|---|
| 1989-90* | | | | | |
| 3/22/90 | vs. Illinois State | First Round | W | 85-83 | Amarillo, Texas |
| 3/23/90 | vs. Kentucky | Second Round | L | 80-68 | Amarillo, Texas |
| 3/24/90 | vs. Charlotte | Quarterfinals | L | 82-80 | Amarillo, Texas |
| 1998-99 | | | | | |
| 3/12/99 | at Rice | First Round | L | 65-58 | Houston, Texas |
| 2001-02 | | | | | |
| 3/13/02 | at Georgia Tech | First Round | W | 73-64 | Atlanta, Ga. |
| 3/16/02 | at Houston | Second Round | L | 83-76 | Houston, Texas |
| 2005-06 | | | | | |
| 3/18/06 | FIU | First Round | W | 95-83 | Coral Gables, Fla. |
| 3/22/06 | at Virginia | Second Round | L | 82-73 | Charlottesville, Va. |
| 2009-10 | | | | | |
| 3/18/10 | FGCU | First Round | W | 70-57 | Coral Gables, Fla. |
| 3/21/10 | Florida | Second Round | W | 77-64 | Coral Gables, Fla. |
| 3/25/10 | North Carolina A&T | Third Round | W | 84-77 | Coral Gables, Fla. |
| 3/28/10 | at Providence | Quarterfinals | W | 73-65 | Providence, R.I. |
| 3/31/10 | at Michigan | Semifinals | W | 76-59 | Ann Arbor, Mich. |
| 4/3/10 | at California | Finals | L | 73-61 | Berkeley, Calif. |
| 2013-14 | | | | | |
| 3/20/14 | Stetson | First Round | L | 70-63 | Coral Gables, Fla. |

** Then called the National Women's Invitational Tournament*

## AIAW TOURNAMENT RESULTS (0-2)

| | | | | |
|---|---|---|---|---|
| 1980-81 | | | | |
| 3/5/81 | at Southern Miss | L | 80-75 | Hattiesburg, Miss. |
| 1981-82 | | | | |
| 3/7/82 | vs. Delta State | L | 81-66 | Tallahassee, Fla. |

## NWSAC TOURNAMENT RESULTS (3-0)

| | | | | |
|---|---|---|---|---|
| 1990-91 | Tournament champions | | | |
| 3/7/91 | vs. Stetson | W | 98-77 | Tallahassee, Fla. |
| 3/8/91 | vs. FIU | W | 75-55 | Tallahassee, Fla. |
| 3/9/91 | vs. Florida A&M | W | 73-44 | Tallahassee, Fla. |

# NCAA TOURNAMENT TEAMS

**1988-89 Record: 21-8 (11-1 H, 7-7 A, 3-0 N)**
**Head Coach: Ferne Labati**
**Assistant Coaches: Robin Harmony, Carlos Aldave**

| | | | | | |
|---|---|---|---|---|---|
| 3 | Lisa Jones | F | 5-9 | JR | Miami, Fla. (Florida JC) |
| 12 | Elaine Harlow | G | 5-5 | JR | Cocoa Beach, Fla. (Cocoa Beach) |
| 15 | Julie Feicht | G | 5-7 | FR | East Liverpool, Ohio (Wellsville) |
| 22 | Merren Armour | G | 5-9 | FR | Annville, Pa. (Annville) |
| 23 | Tanya Wood | F | 5-9 | SO | Jersey City, N.J. (St. Peter's College) |
| 24 | Frances Savage | F | 5-9 | SO | Ft. Lauderdale, Fla. (Piper) |
| 25 | Melissa Edwards | C | 6-0 | JR | Morrow, Ga. (Morrow) |
| 33 | Vicki Bowers | F | 5-10 | FR | Nevada, Ohio (Upper Sandusky) |
| 34 | Chountelle Bullock | F | 5-10 | JR | Bradenton, Fla. (USF) |
| 41 | Sherri Eyer | F | 5-10 | FR | Hershey, Penn. (Hershey) |
| 42 | Jeannie Hebert | G | 5-8 | FR | North Pole, Alaska (Monroe Catholic) |
| 43 | Nanci Clayton | C | 6-0 | JR | Los Angeles, Calif. (Locke) |

**1991-92 Record: 30-2 (17-0 H, 11-1 A, 2-1 N)**
**BIG EAST: 18-0 (Regular Season & Tournament Champions)**
**Head Coach: Ferne Labati**
**Assistant Coaches: Robin Harmony, Dan Olson, Toni Smiley**

| | | | | | |
|---|---|---|---|---|---|
| 14 | Mary Tantillo | G | 5-5 | SO | North Beach, N.J. (Southern Regional) |
| 15 | Dellareese Wilson | G | 5-9 | JR | Miami, Fla. (Norland) |
| 20 | Tanya Young | F | 5-11 | FR | Miami, Fla. (South Miami) |
| 22 | Merren Armour | G | 5-9 | SR | Canberra, Australia (Annville, Pa.) |
| 23 | Ronnie McGarry | F | 5-11 | SO | W. Swanzey, N.H. (Monadnock Regional) |
| 24 | Frances Savage | F | 5-9 | SR | Ft. Lauderdale, Fla. (Piper) |
| 25 | Vicki Plowden | C | 6-0 | JR | Miami, Fla. (South Miami) |
| 33 | Vicki Bowers | F | 5-10 | SR | Nevada, Ohio (Upper Sandusky) |
| 40 | Carla Harris | G | 5-9 | JR | Miami, Fla. (Norland) |
| 41 | Sherri Eyer | F | 5-10 | SR | Hershey, Pa. (Hershey) |
| 42 | Jeannie Hebert | G | 5-8 | SR | North Pole, Alaska (Monroe Catholic) |
| 43 | Galia Maik | F | 6-0 | SO | Petah-Tikva, Israel (Tel Aviv University) |
| 44 | Cami Young | F | 6-0 | JR | Orlando, Fla. (Valencia CC) |

**1992-93 Record: 24-7 (13-3 H, 8-4 A, 2-0 N)**
**BIG EAST: 15-3 (Co-Regular Season & Tournament Champions)**
**Head Coach: Ferne Labati**
**Assistant Coaches: Robin Harmony, Toni Smiley**
**Grad. Asst: Jeannie Hebert**

| | | | | | |
|---|---|---|---|---|---|
| 3 | Nickki Mitchell | G | 5-6 | JR | St. Petersburg, Fla. (Miami-Dade CC South) |
| 12 | Holly Rilinger | G | 5-4 | FR | Waynesboro, Va. (Waynesboro) |
| 14 | Mary Tantillo | G | 5-6 | SR | North Beach, N.J. (Southern Regional) |
| 15 | Dellareese Wilson | G | 5-9 | SR | Miami, Fla. (Norland) |
| 20 | Tanya Young | F | 5-11 | SO | Miami, Fla. (South Miami) |
| 21 | Desma Thomas | F | 5-11 | FR | Miami, Fla. (American) |
| 22 | Christine Olson | C | 6-4 | FR | Seminole, Fla. (Seminole) |
| 23 | Ronnie McGarry | F | 5-11 | JR | W. Swanzey, N.H. (Monadnock Regional) |
| 25 | Vicki Plowden | C | 6-0 | SR | Miami, Fla. (South Miami) |
| 30 | Nina Wagner | G | 5-5 | SO | Horsham, Pa. (Archbishop Wood) |
| 32 | Veronica Watson | C | 6-3 | FR | Pigeon Forge, Tenn. (Sevier County) |
| 33 | Mionsha Jones | F | 5-11 | FR | Miami, Fla. (American) |
| 41 | Carla Harris | G | 5-9 | SR | Miami, Fla. (Norland) |
| 43 | Galia Maik | F | 6-0 | JR | Petah-Tikva, Israel (Tel-Aviv University) |
| 44 | Cami Young | F | 6-0 | JR | Orlando, Fla. (Valencia CC) |

**1997-98 Record: 19-10 (12-1 H, 5-8 A, 2-1 N)**
**BIG EAST: 13-5**
**Head Coach: Ferne Labati**
**Associate Head Coach: Robin Harmony**
**Assistant Coaches: Toni Smiley, Nina Wagner**

| | | | | | |
|---|---|---|---|---|---|
| 3 | MeChelle Murray | G | 5-11 | SR | Hollywood, Fla. (Norland) |
| 10 | Octavia Blue | F | 6-1 | SR | Deerfield Beach, Fla. (Davie Nova) |
| 13 | Gina Graziani | G | 5-8 | SO | Pembroke Pines, Fla. (Cooper City) |
| 14 | Tessa Iacoboni | G | 5-5 | SR | Hollidaysburg, Pa. (Hollidaysburg Senior) |
| 20 | Shannon Drury | G | 5-8 | SO | Virginia Beach, Va. (Frank W. Cox) |
| 23 | Kym Hope | F/C | 6-2 | JR | Hollywood, Fla. (McArthur) |
| 24 | Dona Nando | G | 5-6 | FR | Flushing, N.Y. (Cardozo) |
| 31 | Cassaundra Wimes | G | 5-10 | JR | Miami, Fla. (Central) |
| 34 | Beth Barnhart | G | 5-9 | JR | Hodgen, Okla. (Moss School) |
| 41 | Camilla Östh | F/C | 6-2 | FR | Sodertalje, Sweden (Sodertalje BBK) |
| 42 | Jennifer Jordan | C | 6-0 | JR | Miami, Fla. (Norland) |
| 53 | Saritta Hines | F | 5-11 | FR | Detroit, Mich. (Martin Luther King) |

**2002-03 Record: 18-11 (11-4 H, 5-7 A, 2-2 N)**
**BIG EAST: 8-8**
**Head Coach: Ferne Labati**
**Associate Head Coach: Robin Harmony**
**Assistant Coaches: Geneva Morgan, Nina Wagner**

| | | | | | |
|---|---|---|---|---|---|
| 1 | Tatjana Marincic | G/F | 6-2 | FR | Mississauga, Ontario (T.L. Kennedy) |
| 2 | Tamara James | G/F | 5-9 | FR | Dania, Fla. (South Broward) |
| 3 | Melissa Knight | F | 5-11 | SO | Philadelphia, Pa. (William Penn Charter) |
| 10 | Yalonda McCormick | G | 5-8 | SO | Miami, Fla. (Monsignor Pace) |
| 15 | Vera Arsova | F | 6-1 | JR | STIP, Macedonia (Slavco Stojmenski) |
| 22 | Fallon Phanord | G | 5-9 | SO | Miami, Fla. (Dr. Michael M. Krop) |
| 23 | Shaquana Wilkins | F | 6-2 | JR | Plymouth, Fla. (Winter Park) |
| 25 | Meghan Saake | G | 5-10 | SR | Wellington, Fla. (Wellington) |
| 30 | Hutashi Wilson | G | 5-6 | JR | Toronto, Canada (Michael Power) |
| 34 | Alicia Hartlaub | F | 6-2 | SR | Schaefferstown, Pa. (Elco) |
| 40 | Katie Hayek | G | 5-9 | FR | Lancaster, Pa. (Lancaster Catholic) |
| 53 | Chanivia Broussard | F | 6-0 | JR | Miami, Fla. (Northwestern) |

**2003-04 Record: 22-7 (12-2 H, 7-3 A, 3-2 N)**
**BIG EAST: 11-5**
**Head Coach: Ferne Labati**
**Associate Head Coach: Robin Harmony**
**Assistant Coaches: Meghan Burke, Jackie Moore**

| | | | | | |
|---|---|---|---|---|---|
| 00 | Amy Audibert | F/C | 6-3 | FR | Niagara Falls, Ontario (A.N. Myer) |
| 1 | Tatjana Marincic | G/F | 6-2 | SO | Mississauga, Ontario (T.L. Kennedy) |
| 2 | Tamara James | G/F | 5-9 | SO | Dania, Fla. (South Broward) |
| 3 | Melissa Knight | F | 5-11 | JR | Philadelphia, Pa. (William Penn Charter) |
| 5 | Imani Dhahabu | F/C | 6-1 | FR | Vallejo, Calif. (Salesian) |
| 10 | Yalonda McCormick | G | 5-8 | JR | Miami, Fla. (Monsignor Pace) |
| 15 | Vera Arsova | F | 6-1 | SR | STIP, Macedonia (Slavco Stojmenski) |
| 21 | Sandra Jansson | G | 5-6 | FR | Sodertalje, Sweden (Vastergards) |
| 22 | Fallon Phanord | G | 5-9 | JR | Miami, Fla. (Dr. Michael M. Krop) |
| 23 | Shaquana Wilkins | F | 6-2 | SR | Plymouth, Fla. (Winter Park) |
| 30 | Hutashi Wilson | G | 5-6 | SR | Toronto, Canada (Michael Power) |
| 40 | Katie Hayek | G | 5-9 | SO | Lancaster, Pa. (Lancaster Catholic) |
| 53 | Chanivia Broussard | F | 6-0 | SR | Miami, Fla. (Northwestern) |

# NCAA TOURNAMENT TEAMS

**2010-11 Record: 28-5 (20-0 H, 6-3 A, 2-2 N)**
**ACC: 12-2 (Regular Season Co-Champions)**
**Head Coach: Katie Meier**
**Assistant Coaches: Darrick Gibbs, Carolyn Kieger, Vernette Skeete**

| | | | | | |
|---|---|---|---|---|---|
| 1 | Riquna Williams | G | 5-6 | JR | Pahokee, Fla. (Pahokee) |
| 3 | Stefanie Yderstrom | G | 5-8 | SO | Ostertalje, Sweden (Igelstaviken) |
| 12 | Krystal Saunders | G | 5-8 | FR | West Park, Fla. (South Broward) |
| 21 | Stephanie Gardner | G | 5-7 | FR | Glassboro, N.J. (Glassboro) |
| 23 | Shanel Williams | G | 5-8 | SO | Chesapeake, Va. (Indian River) |
| 32 | Morgan Stroman | F | 6-1 | SO | Hopkins, S.C. (Lower Richland) |
| 34 | Sylvia Bullock | F | 6-2 | JR | Anchorage, Alaska (South Anchorage) |
| 42 | Shenise Johnson | G | 5-11 | JR | Henrietta, N.Y. (Rush-Henrietta) |
| 50 | Maria Brown | F | 6-1 | FR | Monroe, La. (Ouchita Parish) |
| 54 | Selina Archer | C | 6-4 | FR | Clermont, Fla. (East Ridge) |

**2011-12 Record: 26-6 (16-0 H, 9-5 A, 1-1 N)**
**ACC: 14-2**
**Head Coach: Katie Meier**
**Assistant Coaches: Darrick Gibbs, Carolyn Kieger, Vernette Skeete**

| | | | | | |
|---|---|---|---|---|---|
| 1 | Riquna Williams | G | 5-6 | SR | Pahokee, Fla. (Pahokee) |
| 3 | Stefanie Yderstrom | G | 5-8 | JR | Ostertalje, Sweden (Igelstaviken) |
| 10 | Michelle Woods | G | 5-8 | FR | Naples, Fla. (Community) |
| 12 | Krystal Saunders | G | 5-8 | SO | West Park, Fla. (South Broward) |
| 15 | Tyler Hobgood | F | 6-1 | FR | Oxford, N.C. (J.F. Webb) |
| 23 | Shanel Williams | G | 5-8 | JR | Chesapeake, Va. (Indian River) |
| 24 | Jessica Capers | F | 6-2 | JR | Gastonia, N.C. (Indian River CC) |
| 32 | Morgan Stroman | F | 6-1 | JR | Hopkins, S.C. (Lower Richland) |
| 33 | Suriya McGuire | G | 5-11 | FR | Minneapolis, Minn. (Roosevelt) |
| 34 | Sylvia Bullock | F | 6-2 | SR | Anchorage, Alaska (South Anchorage) |
| 40 | Shawnice Wilson | C | 6-6 | JR | Pittsburgh, Pa. (Pittsburgh) |
| 42 | Shenise Johnson | G | 5-11 | SR | Henrietta, N.Y. (Rush-Henrietta) |
| 50 | Maria Brown | F | 6-1 | SO | Monroe, La. (Ouchita Parish) |
| 54 | Selina Archer | C | 6-4 | SO | Clermont, Fla. (East Ridge) |

**2012-13 Record: 21-11 (15-3 H, 5-7 A, 1-1 N)**
**ACC: 11-7**
**Head Coach: Katie Meier**
**Assistant Coaches: Darrick Gibbs, Carolyn Kieger, Octavia Blue**

| | | | | | |
|---|---|---|---|---|---|
| 1 | Caprice Dennis | G | 5-9 | FR | Detroit, Mich. (Pershing) |
| 3 | Stefanie Yderstrom | G | 5-8 | SR | Ostertalje, Sweden (Igelstaviken) |
| 10 | Michelle Woods | G | 5-8 | SO | Naples, Fla. (Community) |
| 12 | Krystal Saunders | G | 5-8 | SO | West Park, Fla. (South Broward) |
| 20 | Keyona Hayes | F | 6-1 | FR | Marietta, Ga. (St. Francis) |
| 21 | Jassany Williams | F | 6-2 | JR | Davie, Fla. (Auburn) |
| 32 | Morgan Stroman | F | 6-1 | SR | Hopkins, S.C. (Lower Richland) |
| 33 | Suriya McGuire | G | 5-11 | SO | Minneapolis, Minn. (Roosevelt) |
| 40 | Shawnice Wilson | C | 6-6 | SR | Pittsburgh, Pa. (Pittsburgh) |
| 50 | Maria Brown | F | 6-1 | JR | Monroe, La. (Ouchita Parish) |

# NCAA TOURNAMENT TEAMS

**2014-15 Record: 20-13 (15-3 H, 2-9 A, 3-1 N)**
**ACC: 8-8**
**Head Coach: Katie Meier**
**Assistant Coaches: Darrick Gibbs, Octavia Blue, Zach Kancher**

| | | | | | |
|---|---|---|---|---|---|
| 0 | Keyanna Harris | F | 6-0 | FR | Riveria Beach, Fla. (William T. Dwyer) |
| 3 | Jessica Thomas | G | 5-6 | SO | Gainesville, Fla. (Buchholz) |
| 5 | Nigia Greene | G | 5-10 | SO | Atlanta, Ga. (St. Francis) |
| 10 | Michelle Woods | G | 5-8 | R-JR | Naples, Fla. (Community) |
| 14 | Aisha Edwards | G | 5-8 | FR | Boca Raton, Fla. (West Boca Raton) |
| 15 | Necole Sterling | F | 5-10 | SR | Los Angeles, Calif. (Gulf Coast State College) |
| 20 | Keyona Hayes | F | 6-1 | JR | Marietta, Ga. (St. Francis) |
| 21 | Jassany Williams | F | 6-2 | R-SR | Davie, Fla. (Auburn) |
| 23 | Adrienne Motley | G | 5-9 | SO | Newport News, Va. (Woodside) |
| 25 | Khaila Prather | F | 6-1 | FR | Upper Marlboro, Md. (Riverdale Baptist) |
| 30 | Erykah Davenport | F | 6-2 | FR | Decatur, Ga. (Tucker) |
| 33 | Suriya McGuire | G | 5-11 | SR | Minneapolis, Minn. (Roosevelt) |

**2015-16 Record: 24-9 (13-3 H, 8-3 A, 3-3 N)**
**ACC: 10-6**
**Head Coach: Katie Meier**
**Assistant Coaches: Octavia Blue, Tia Jackson, Fitzroy Anthony**

| | | | | | |
|---|---|---|---|---|---|
| 0 | Keyanna Harris | F | 6-0 | SO | Riveria Beach, Fla. (William T. Dwyer) |
| 1 | Laura Cornelius | G | 5-8 | FR | Groningen, Netherlands (Caland Lyceum) |
| 3 | Jessica Thomas | G | 5-6 | JR | Gainesville, Fla. (Buchholz) |
| 5 | Nigia Greene | G | 5-10 | JR | Atlanta, Ga. (St. Francis) |
| 10 | Michelle Woods | G | 5-8 | R-SR | Naples, Fla. (Community) |
| 20 | Keyona Hayes | F | 6-1 | R-JR | Marietta, Ga. (St. Francis) |
| 21 | Emese Hof | F/C | 6-3 | FR | Utrecht, Netherlands (Caland Lyceum) |
| 22 | Zada Williams | F/C | 6-2 | FR | Babson Park, Fla. (Lake Wales) |
| 23 | Adrienne Motley | G | 5-9 | JR | Newport News, Va. (Woodside) |
| 25 | Khaila Prather | F | 6-1 | SO | Upper Marlboro, Md. (Riverdale Baptist) |
| 30 | Erykah Davenport | F/C | 6-2 | SO | Decatur, Ga. (Tucker) |

**2016-17 Record: 24-9 (14-2 H, 7-5 A, 3-2 N)**
**ACC: 10-6**
**Head Coach: Katie Meier**
**Assistant Coaches: Octavia Blue, Tia Jackson, Fitzroy Anthony**

| | | | | | |
|---|---|---|---|---|---|
| 0 | Keyanna Harris | F | 6-0 | JR | Riveria Beach, Fla. (William T. Dwyer) |
| 1 | Laura Cornelius | G | 5-8 | SO | Groningen, Netherlands (Caland Lyceum) |
| 3 | Jessica Thomas | G | 5-6 | SR | Gainesville, Fla. (Buchholz) |
| 4 | Shaneese Bailey | G/F | 5-9 | R-JR | Callahan, Fla. (Florida Atlantic) |
| 5 | Nigia Greene | G | 5-10 | SR | Atlanta, Ga. (St. Francis) |
| 12 | Sarah Mortensen | G/F | 6-1 | FR | Copenhagen, Denmark (Long Island Lutheran [N.Y.]) |
| 15 | Neydja Petithomme | G | 5-8 | JR | Boca Raton, Fla. (Auburn) |
| 20 | Keyona Hayes | F | 6-1 | R-SR | Marietta, Ga. (St. Francis) |
| 21 | Emese Hof | F/C | 6-3 | SO | Utrecht, Netherlands (Caland Lyceum) |
| 22 | Zada Williams | F/C | 6-2 | SO | Babson Park, Fla. (Lake Wales) |
| 23 | Adrienne Motley | G | 5-9 | SR | Newport News, Va. (Woodside) |
| 25 | Khaila Prather | F | 6-1 | JR | Upper Marlboro, Md. (Riverdale Baptist) |
| 30 | Erykah Davenport | F/C | 6-2 | JR | Decatur, Ga. (Tucker) |
| 51 | Serena-Lynn Geldof | C | 6-6 | FR | Ostend, Belgium (KA Redingenhof Leuven) |

# NCAA TOURNAMENT TEAMS

**2017-18 Record: 21-11 (13-5 H, 5-4 A, 3-2 N)**
**ACC: 10-6**
**Head Coach: Katie Meier**
**Assistant Coaches: Octavia Blue, Tia Jackson, Fitzroy Anthony**

| | | | | | |
|---|---|---|---|---|---|
| 0 | Keyanna Harris | F | 6-0 | SR | Riveria Beach, Fla. (William T. Dwyer) |
| 1 | Laura Cornelius | G | 5-8 | JR | Groningen, Netherlands (Caland Lyceum) |
| 3 | Endia Banks | G | 5-9 | FR | Duluth, Ga. (Duluth) |
| 4 | Shaneese Bailey | G/F | 5-9 | R-SR | Callahan, Fla. (Florida Atlantic) |
| 5 | Mykea Gray | G | 5-4 | FR | Upper Marlboro, Md. (National Christian Academy) |
| 12 | Sarah Mortensen | G/F | 6-1 | SO | Copenhagen, Denmark (Long Island Lutheran [N.Y.]) |
| 13 | Taylor Mason | G | 5-9 | FR | Decatur, Ga. (Norcross) |
| 15 | Neydja Petithomme | G | 5-8 | SR | Boca Raton, Fla. (Auburn) |
| 20 | Kelsey Marshall | G | 5-9 | FR | Davie, Fla. (Miami Country Day School) |
| 21 | Emese Hof | F/C | 6-3 | JR | Utrecht, Netherlands (Caland Lyceum) |
| 23 | Rebecca Ripley | G/F | 6-0 | FR | Stratham, N.H. (New Hampton School) |
| 25 | Khaila Prather | F | 6-1 | SR | Upper Marlboro, Md. (Riverdale Baptist) |
| 30 | Erykah Davenport | F/C | 6-2 | SR | Decatur, Ga. (Tucker) |
| 32 | Beatrice Mompremier | F | 6-4 | JR | Miami, Fla. (Baylor) |
| 51 | Serena-Lynn Geldof | C | 6-6 | SO | Ostend, Belgium (KA Redingenhof Leuven) |

**2018-19 Record: 25-9 (17-3 H, 6-5 A, 2-1 N)**
**ACC: 12-4**
**Head Coach: Katie Meier**
**Assistant Coaches: Octavia Blue, Tia Jackson, Fitzroy Anthony**

| | | | | | |
|---|---|---|---|---|---|
| 1 | Laura Cornelius | G | 5-8 | JR | Groningen, Netherlands (Caland Lyceum) |
| 3 | Endia Banks | G | 5-9 | FR | Duluth, Ga. (Duluth) |
| 5 | Mykea Gray | G | 5-4 | FR | Upper Marlboro, Md. (National Christian Academy) |
| 12 | Sarah Mortensen | G/F | 6-1 | SO | Copenhagen, Denmark (Long Island Lutheran [N.Y.]) |
| 13 | Taylor Mason | G | 5-9 | FR | Decatur, Ga. (Norcross) |
| 15 | Jamir Huston | F | 6-0 | FR | Cleveland, Ohio (John Hay) |
| 20 | Kelsey Marshall | G | 5-9 | FR | Davie, Fla. (Miami Country Day School) |
| 21 | Emese Hof | F/C | 6-3 | JR | Utrecht, Netherlands (Caland Lyceum) |
| 23 | Rebecca Ripley | G/F | 6-0 | FR | Stratham, N.H. (New Hampton School) |
| 25 | Khaila Prather | F | 6-1 | SR | Upper Marlboro, Md. (Riverdale Baptist) |
| 32 | Beatrice Mompremier | F | 6-4 | JR | Miami, Fla. (Baylor) |
| 33 | Destiny Harden | F | 6-0 | SO | Chicago, Ill. (West Virginia) |

**2021-22 Record: 21-13 (12-4 H, 5-6 A, 4-3 N)**
**ACC: 10-8**
**Head Coach: Katie Meier**
**Associate Head Coach: Fitzroy Anthony**
**Assistant Coaches: Beth Dunkenberger, Shenise Johnson**

| | | | | | |
|---|---|---|---|---|---|
| 0 | Kenza Salgues | G | 5-9 | JR | Montpellier, France (INSEP) |
| 1 | Moulayna Johnson Sidi Baba | G/F | 6-1 | JR | Stockholm, Sweden (Solna Gymnasium) |
| 3 | Destiny Harden | F | 6-0 | R-SR | Chicago, Ill. (West Virginia) |
| 4 | Jasmyne Roberts | G | 5-10 | FR | Jacksonville, Fla. (Bishop Kenny) |
| 5 | Mykea Gray | G | 5-4 | SR | Upper Marlboro, Md. (National Christian Academy) |
| 12 | Ja'Leah Williams | G | 5-9 | FR | Pompano Beach, Fla. (Blanche Ely) |
| 13 | Lashae Dwyer | G | 5-6 | FR | Toronto, Ontario, Canada (Webb School) |
| 20 | Kelsey Marshall | G | 5-9 | GR | Davie, Fla. (Miami Country Day School) |
| 21 | Lola Pendande | F | 6-4 | JR | Almeria, Spain (Utah) |
| 22 | Chiso Okafor | F | 6-1 | FR | Mataró, Spain (IES Llavaneres) |
| 23 | Paula Fraile Ruiz | F | 6-4 | SO | Barcelona, Spain (Insitut Joaquim Blume) |
| 25 | Karla Erjavec | G | 5-10 | SR | Zagreb, Croatia (Wyoming) |
| 33 | Maeva Djaldi-Tabdi | F | 6-4 | GR | Paris, France (Syracuse) |
| 35 | Naomi Mbandu | F | 6-2 | SR | Amiens, France (Gulf Coast State) |

# NCAA TOURNAMENT TEAMS

**2022-23 Record: 22-13 (14-4 H, 5-7 A, 3-2 N)**
**ACC: 11-7**
**Head Coach: Katie Meier**
**Associate Head Coach: Fitzroy Anthony**
**Assistant Coaches: Shenise Johnson, Josh Petersen**

| | | | | | |
|---|---|---|---|---|---|
| 0 | Kenza Salgues | G | 5-9 | SR | Montpellier, France (INSEP) |
| 1 | Moulayna Johnson Sidi Baba | G/F | 6-1 | SR | Stockholm, Sweden (Solna Gymnasium) |
| 3 | Destiny Harden | F | 6-0 | GR | Chicago, Ill. (West Virginia) |
| 4 | Jasmyne Roberts | G | 5-10 | SO | Jacksonville, Fla. (Bishop Kenny) |
| 5 | Karla Erjavec | G | 5-10 | GR | Zagreb, Croatia (Wyoming) |
| 12 | Ja'Leah Williams | G | 5-9 | SO | Pompano Beach, Fla. (Blanche Ely) |
| 13 | Lashae Dwyer | G | 5-6 | SO | Toronto, Ontario, Canada (Webb School) |
| 14 | Haley Cavinder | G | 5-6 | SR | Gilbert, Ariz. (Fresno State) |
| 15 | Hanna Cavinder | G | 5-6 | SR | Gilbert, Ariz. (Fresno State) |
| 21 | Lola Pendande | F | 6-4 | SR | Almeria, Spain (Utah) |
| 22 | Chiso Okafor | F | 6-1 | SO | Mataró, Spain (IES Llavaneres) |
| 32 | Lazaria Spearman | F | 6-4 | FR | Dacula, Ga. (Dacula) |
| 35 | Latasha Lattimore | F | 6-4 | SO | Toronto, Ontario, Canada (Texas) |
| 44 | Kyla Oldacre | F | 6-6 | FR | Mason, Ohio (William Mason) |

# WNIT TEAMS

**1989-90 Record: 25-6 (13-1 H, 8-1 A, 4-4 N)**
**Head Coach: Ferne Labati**
**Assistant Coaches: Robin Harmony, Tim Rapant, Toni Smiley**

| | | | | | |
|---|---|---|---|---|---|
| 3 | Lisa Jones | F | 5-9 | SR | Miami, Fla. (Florida JC) |
| 12 | Elaine Harlow | G | 5-5 | SR | Cocoa Beach, Fla. (Cocoa Beach) |
| 14 | Christi Johnson | G | 5-5 | SO | Chattanooga, Tenn. (Southridge [Fla.]) |
| 22 | Merren Armour | G | 5-9 | SO | Annville, Pa. (Annville) |
| 23 | Tanya Wood | F | 5-9 | JR | Jersey City, N.J. (St. Peter's College) |
| 24 | Frances Savage | F | 5-9 | JR | Ft. Lauderdale, Fla. (Piper) |
| 32 | Margaret Farley | G/F | 5-10 | FR | Belle Glade, Fla. (Glades Central Community) |
| 33 | Vicki Bowers | F | 5-10 | SO | Nevada, Ohio (Upper Sandusky) |
| 35 | Belinda Kunczt | C | 6-4 | FR | Peru, Ind. (Maconaquah) |
| 41 | Sherri Eyer | F | 5-10 | SO | Hershey, Penn. (Hershey) |
| 42 | Jeannie Hebert | G | 5-8 | SO | North Pole, Alaska (Monroe Catholic) |
| 43 | Nanci Clayton | C | 6-0 | SR | Los Angeles, Calif. (Locke) |

**1998-99 Record: 15-14 (10-4 H, 4-10 A, 1-0 N)**
**BIG EAST: 9-9**
**Head Coach: Ferne Labati**
**Assistant Coaches: Robin Harmony, Dan Olson, Toni Smiley**

| | | | | | |
|---|---|---|---|---|---|
| 4 | Rachel Oates | G | 5-4 | SO | Plantation, Fla. (Dade Christian) |
| 5 | Sheila James | G | 5-3 | FR | Rubonia, Fla. (Palmetto) |
| 10 | Bianca Rosales | G | 5-9 | SO | Miami, Fla. (Holy Cross) |
| 13 | Gina Graziani | G | 5-8 | JR | Pembroke Pines, Fla. (Cooper City) |
| 20 | Shannon Drury | G | 5-8 | JR | Virginia Beach, Va. (Frank W. Cox) |
| 23 | Kym Hope | F/C | 6-2 | SR | Hollywood, Fla. (McArthur) |
| 24 | Dona Nando | G | 5-6 | SO | Flushing, N.Y. (Cardozo) |
| 30 | Toni Williams | F/C | 6-4 | FR | LaBelle, Fla. (LaBelle) |
| 31 | Cassaundra Wimes | G | 5-10 | SR | Miami, Fla. (Central) |
| 33 | Kathryn Fowler | F | 6-0 | FR | New York, N.Y. (Christ the King) |
| 34 | Beth Barnhart | G | 5-9 | SR | Hodgen, Okla. (Moss School) |
| 41 | Camilla Östh | F/C | 6-2 | SO | Sodertalje, Sweden (Sodertalje BBK) |
| 42 | Jennifer Jordan | C | 6-0 | SR | Miami, Fla. (Norland) |
| 45 | Martha Bodley | C | 6-3 | FR | St. Croix, U.S.V.I. (St. Croix Educational) |
| 52 | Christal White | F | 5-11 | FR | Pittsburgh, Pa. (Mt. Alvernia) |

**2001-02 Record: 19-12 (12-3 H, 5-8 A, 2-1 N)**
**BIG EAST: 10-6**
**Head Coach: Ferne Labati**
**Associate Head Coach: Robin Harmony**
**Assistant Coaches: Geneva Morgan, Nina Wagner**

| | | | | | |
|---|---|---|---|---|---|
| 3 | Melissa Knight | F | 5-11 | FR | Philadelphia, Pa. (William Penn Charter) |
| 5 | Sheila James | G | 5-5 | SR | Orlando, Fla. (Palmetto) |
| 10 | Yalonda McCormick | G | 5-8 | FR | Miami, Fla. (Monsignor Pace) |
| 14 | Yolanda Whigham | G | 5-8 | FR | Plant City, Fla. (Plant City) |
| 15 | Vera Arsova | F | 6-1 | FR | STIP, Macedonia (Slavco Stojmenski) |
| 21 | Amanda Papuga | G | 5-10 | JR | Oak Brook, Ill. (Lyons Township) |
| 22 | Fallon Phanord | G | 5-9 | FR | Miami, Fla. (Dr. Michael M. Krop) |
| 23 | Shaquana Wilkins | F | 6-2 | SO | Plymouth, Fla. (Winter Park) |
| 25 | Meghan Saake | G | 5-10 | JR | Wellington, Fla. (Wellington) |
| 30 | Hutashi Wilson | G | 5-6 | SO | Toronto, Canada (Michael Power) |
| 33 | Kathryn Fowler | F | 6-0 | SR | New York, N.Y. (Christ the King) |
| 34 | Alicia Hartlaub | F | 6-2 | JR | Schaefferstown, Pa. (Elco) |
| 45 | Martha Bodley | C | 6-3 | SR | St. Croix, U.S.V.I. (St. Croix Educational) |
| 53 | Chanivia Broussard | F | 6-0 | SO | Miami, Fla. (Northwestern) |

# WNIT TEAMS

**2005-06 Record: 17-13 (13-5 H, 4-6 A, 0-2 N)**
**ACC: 6-8**
**Head Coach: Katie Meier**
**Assistant Coaches: Darrick Gibbs, Angie Hembree, Tombi Bell**

| | | | | | |
|---|---|---|---|---|---|
| 00 | Amy Audibert | F/C | 6-3 | JR | Niagara Falls, Ont,, Canada (A.N. Myer) |
| 1 | Tatjana Marincic | G/F | 6-1 | SR | Mississauga, Ont., Canada (T.L. Kennedy) |
| 2 | Tamara James | G/F | 5-9 | SR | Dania, Fla. (South Broward) |
| 3 | Melissa Knight | F | 5-11 | SR | Philadelphia, Pa. (William Penn Charter) |
| 4 | Lamese James | G/F | 6-0 | SO | Hollywood, Fla. (South Broward) |
| 5 | Imani Dhahabu | F/C | 6-1 | JR | Vallejo, Calif. (Salesian) |
| 20 | Albrey Grimsley | G | 5-9 | SO | Fort Pierce, Fla. (Centennial) |
| 21 | Renee Taylor | G | 5-2 | JR | Harlem, N.Y. (Monroe CC) |
| 23 | LaToya Cunningham | G | 5-6 | FR | Vallejo, Calif. (La Jolla Country Day) |
| 30 | Selena Eskinazi-Budge | G | 5-9 | SO | Beachwood, Ohio (Beachwood) |
| 32 | Brittany Denson | C | 6-3 | FR | Winter Haven, Fla. (Winter Haven) |
| 33 | Marianne Curtis | G | 5-8 | SO | Miami, Fla. (Palmetto) |
| 40 | Katie Hayek | G | 5-9 | SR | Lancaster, Pa. (Lancaster Catholic) |

**2009-10 Record: 22-14 (13-6 H, 9-7 A, 0-1 N)**
**ACC: 4-10**
**Head Coach: Katie Meier**
**Assistant Coaches: Darrick Gibbs, Carolyn Kieger, Lonnette Hall**

| | | | | | |
|---|---|---|---|---|---|
| 1 | Riquna Williams | G | 5-6 | SO | Pahokee, Fla. (Pahokee) |
| 3 | Stefanie Yderstrom | G | 5-8 | FR | Ostertalje, Sweden (Igelstaviken) |
| 13 | Hannah Shaw | C | 6-4 | FR | Nottingham, England (Beckett School) |
| 14 | Charmaine Clark | G/F | 5-11 | SR | Hinesville, Ga. (Bradwell Institute) |
| 23 | Shanel Williams | G | 5-8 | FR | Chesapeake, Va. (Indian River) |
| 31 | Lee Anna Osei | G | 5-3 | FR | Toronto, Ont., Canada (Commerce) |
| 32 | Morgan Stroman | F | 6-1 | FR | Hopkins, S.C. (Lower Richland) |
| 33 | Diane Barnes | F | 6-2 | SR | Lakeland, Fla. (Trinity Valley CC) |
| 34 | Sylvia Bullock | F | 6-2 | SO | Anchorage, Alaska (South Anchorage) |
| 42 | Shenise Johnson | G | 5-11 | SO | Henrietta, N.Y. (Rush-Henrietta) |

**2013-14 Record: 16-15 (10-9 H, 6-5 A, 0-1 N)**
**ACC: 8-8**
**Head Coach: Katie Meier**
**Assistant Coaches: Darrick Gibbs, Carolyn Kieger, Octavia Blue**

| | | | | | |
|---|---|---|---|---|---|
| 1 | Caprice Dennis | G | 5-9 | SO | Detroit, Mich. (Pershing) |
| 3 | Jessica Thomas | G | 5-6 | FR | Gainesville, Fla. (Buchholz) |
| 5 | Nigia Greene | G | 5-10 | FR | Atlanta, Ga. (St. Francis) |
| 10 | Michelle Woods | G | 5-8 | JR | Naples, Fla. (Community) |
| 13 | Tara Scwhitter | G | 5-7 | SR | Oradell, N.J. (Immaculate Heart Academy) |
| 12 | Krystal Saunders | G | 5-8 | SR | West Park, Fla. (South Broward) |
| 15 | Necole Sterling | F | 5-10 | JR | Los Angeles, Calif. (Gulf Coast State College) |
| 20 | Keyona Hayes | F | 6-1 | SO | Marietta, Ga. (St. Francis) |
| 21 | Jassany Williams | F | 6-2 | R-JR | Davie, Fla. (Auburn) |
| 33 | Suriya McGuire | G | 5-11 | JR | Minneapolis, Minn. (Roosevelt) |
| 23 | Adrienne Motley | G | 5-9 | FR | Newport News, Va. (Woodside) |
| 50 | Maria Brown | F | 6-1 | SR | Monroe, La. (Ouachita Parish) |

# HURRICANES IN THE POLLS

### 1984-85

| Date | AP | USA Today | Record |
|---|---|---|---|
| Jan. 6 | 20 | - | 11-3 |
| Jan. 13 | 20 | - | 13-3 |

### 1991-92

| Date | AP | USA Today | Record |
|---|---|---|---|
| Dec. 22 | 25 | - | 5-1 |
| Jan. 5 | 25 | - | 9-1 |
| Jan. 12 | 19 | - | 12-1 |
| Jan. 19 | 14 | - | 14-1 |
| Jan. 26 | 12 | - | 16-1 |
| Feb. 2 | 9 | - | 18-1 |
| Feb. 9 | 8 | - | 20-1 |
| Feb. 16 | 8 | - | 21-1 |
| Feb. 23 | 8 | - | 23-1 |
| Mar. 1 | 7 | - | 25-1 |
| Mar. 8 | 6 | - | 27-1 |
| Mar. 15 | 6 | - | 30-2 |

### 1992-93

| Date | AP | USA Today | Record |
|---|---|---|---|
| Nov. 24* | 20 | - | 0-0 |
| Dec. 8 | 18 | - | 1-0 |
| Dec. 15 | 16 | - | 2-0 |
| Dec. 22 | 20 | - | 3-1 |
| Dec. 29 | 22 | - | 5-1 |
| Mar. 9 | 24 | - | 23-6 |
| Mar. 16 | 20 | - | 23-6 |

### 2003-04

| Date | AP | USA Today | Record |
|---|---|---|---|
| Jan. 5 | 25 | - | 12-0 |
| Jan. 12 | 21 | - | 13-1 |
| Jan. 19 | 18 | - | 16-1 |
| Jan. 26 | 17 | - | 17-1 |
| Feb. 2 | 22 | - | 17-4 |
| Feb. 16 | 22 | - | 19-4 |
| Feb. 23 | 21 | - | 21-4 |

### 2010-11

| Date | AP | USA Today | Record |
|---|---|---|---|
| Jan. 12 | 22 | 25 | 16-1 |
| Jan. 17 | 17 | 22 | 18-1 |
| Jan. 24 | 16 | 22 | 18-1 |
| Jan. 31 | 18 | 21 | 20-2 |
| Feb. 7 | 20 | 21 | 20-3 |
| Feb. 14 | 13 | 16 | 22-3 |
| Feb. 21 | 12 | 14 | 23-3 |
| Feb. 28 | 10 | 10 | 26-3 |
| Mar. 7 | 11 | 10 | 27-4 |
| Final | | 16 | 28-5 |
| | - | | |

### 2011-12

| Date | AP | USA Today | Record |
|---|---|---|---|
| Oct. 29 | 7 | 7 | 0-0 |
| Nov. 14 | 7 | 7 | 1-0 |
| Nov. 21 | 9 | 9 | 2-1 |
| Nov. 28 | 9 | 9 | 5-1 |
| Dec. 5 | 9 | 9 | 7-1 |
| Dec. 12 | 7 | 8 | 8-1 |
| Dec. 19 | 7 | 7 | 9-1 |
| Dec. 26 | 12 | 10 | 9-2 |
| Jan. 2 | 12 | 13 | 11-2 |
| Jan. 9 | 13 | 11 | 12-3 |
| Jan. 16 | 11 | 10 | 15-3 |
| Jan. 23 | 10 | 8 | 16-3 |
| Jan. 30 | 7 | 7 | 19-3 |
| Feb. 6 | 6 | 6 | 20-3 |
| Feb. 13 | 6 | 6 | 22-3 |
| Feb. 20 | 5 | 5 | 24-3 |
| Feb. 27 | 7 | 7 | 25-4 |
| Mar. 5 | 8 | 9 | 25-5 |
| Mar. 12 | 8 | 9 | 25-5 |
| Final | - | 11 | 26-6 |

### 2012-13

| Date | AP | USA Today | Record |
|---|---|---|---|
| Oct. 24 | 24 | - | 0-0 |
| Nov. 12 | 23 | - | 1-0 |
| Dec. 3 | 23 | - | 5-1 |
| Dec. 10 | 21 | - | 7-1 |
| Jan. 7 | 24 | - | 12-2 |
| Jan. 14 | 25 | - | 12-4 |
| Jan. 21 | 23 | - | 13-5 |

### 2015-16

| Date | AP | USA Today | Record |
|---|---|---|---|
| Dec. 8 | | 22 | 10-0 |
| Dec. 15 | 23 | 21 | 10-0 |
| Dec. 22 | 23 | 20 | 11-1 |
| Dec. 28 | 22 | 20 | 12-1 |
| Jan. 11 | 21 | 20 | 15-2 |
| Jan. 18 | 16 | 16 | 17-2 |
| Jan. 25 | 17 | 17 | 17-3 |
| Feb. 1 | 16 | 20 | 18-3 |
| Feb. 8 | 19 | 17 | 20-4 |
| Feb. 15 | 18 | 17 | 21-5 |
| Feb. 22 | 17 | 17 | 22-5 |
| Feb. 29 | 21 | 21 | 22-7 |
| Mar. 7 | 20 | 19 | 24-8 |
| Mar. 14 | 19 | 192 | 24-8 |
| Final | - | 24 | 24-9 |

### 2016-17

| Date | AP | USA Today | Record |
|---|---|---|---|
| Nov. 4 | 14 | 20 | 0-0 |
| Nov. 14 | 22 | 22 | 1-1 |
| Nov. 21 | 21 | 22 | 3-1 |
| Nov. 28 | 18 | 16 | 5-1 |
| Dec. 5 | 14 | 13 | 7-1 |
| Dec. 12 | 13 | 12 | 8-1 |
| Dec. 19 | 11 | 11 | 9-1 |
| Dec. 26 | 11 | 11 | 11-1 |
| Jan. 2 | 14 | 14 | 11-2 |
| Jan. 9 | 14 | 14 | 13-3 |
| Jan. 16 | 14 | 14 | 14-4 |
| Jan. 23 | 17 | 17 | 14-5 |
| Jan. 30 | 16 | 16 | 16-5 |
| Feb. 6 | 16 | 17 | 17-5 |
| Feb. 13 | 16 | 17 | 19-6 |
| Feb. 20 | 17 | 17 | 19-7 |
| Feb. 27 | 16 | 16 | 21-7 |
| Mar. 6 | 16 | 16 | 23-8 |
| Mar. 13 | 16 | 16 | 23-8 |
| Final | - | 19 | 24-9 |

# HURRICANES IN THE POLLS

## 2017-18

| Date | AP | USA Today | Record |
|---|---|---|---|
| Oct. 26 | - | 24 | 0-0 |

## 2018-19

| Date | AP | USA Today | Record |
|---|---|---|---|
| Oct. 31 | 25 | 24 | 0-0 |
| Nov. 12 | 24 | - | 3-0 |
| Nov. 19 | 24 | 22 | 4-1 |
| Nov. 26 | 21 | 20 | 6-1 |
| Dec. 3 | 25 | 23 | 7-2 |
| Dec. 10 | 24 | 22 | 8-2 |
| Dec. 17 | 24 | 23 | 9-2 |
| Dec. 24 | 24 | 23 | 11-2 |
| Jan. 7 | - | 23 | 14-3 |
| Jan. 21 | - | 23 | 16-4 |
| Jan. 28 | - | 23 | 18-4 |
| Feb. 4 | 25 | 25 | 19-5 |
| Feb. 11 | 20 | 20 | 21-5 |
| Feb. 18 | 14 | 14 | 22-5 |
| Feb. 25 | 15 | 16 | 23-6 |
| Mar. 4 | 16 | 15 | 24-7 |
| Mar. 11 | 19 | 16 | 24-8 |
| Mar. 18 | 19 | 15 | 24-8 |
| Final | - | 20 | 25-9 |

## 2019-20

| Date | AP | USA Today | Record |
|---|---|---|---|
| Oct. 30 | 18 | 19 | 0-0 |
| Nov. 11 | 17 | - | 1-0 |
| Nov. 18 | 16 | 17 | 3-0 |
| Nov. 25 | 19 | 18 | 4-1 |
| Dec. 2 | 21 | 22 | 5-2 |
| Dec. 23 | 24 | - | 8-3 |

## 2022-23

| Date | AP | USA Today | Record |
|---|---|---|---|
| Final | - | 18 | 22-13 |

# HURRICANE HONORS

## NATIONAL ACCOLADES

### NATIONAL PLAYER OF THE YEAR

| Name | Organization | Year |
|---|---|---|
| Frances Savage | Sports Illustrated | 1991-92 |

### ALL-AMERICANS

| Name | Organization | Team | Year |
|---|---|---|---|
| Maria Rivera | Kodak/WBCA | Hon. Mention | 1987-88 |
| Frances Savage | Kodak/WBCA | Hon. Mention | 1990-91 |
| Frances Savage | AP | Second | 1990-91 |
| Jeannie Hebert | WBBY | Hon. Mention | 1991-92 |
| Vicki Plowden | WBBY | Hon. Mention | 1991-92 |
| Frances Savage | Kodak/WBCA | First | 1991-92 |
| Vicki Plowden | Kodak/WBCA | Hon. Mention | 1992-93 |
| Octavia Blue | Kodak/WBCA | Hon. Mention | 1997-98 |
| Octavia Blue | WBNS | Third | 1997-98 |
| Tamara James | Kodak/WBCA | Hon. Mention | 2002-03 |
| Tamara James | AP | Hon. Mention | 2002-03 |
| Tamara James | Full Court Press | Hon. Mention | 2003-04 |
| Tamara James | Kodak/WBCA | Hon. Mention | 2004-05 |
| Tamara James | AP | Hon. Mention | 2004-05 |
| Tamara James | WBNS | Second | 2005-06 |
| Tamara James | Full Court Press | Third | 2005-06 |
| Tamara James | AP | Hon. Mention | 2005-06 |
| Tamara James | Kodak/WBCA | Hon. Mention | 2005-06 |
| Shenise Johnson | State Farm/WBCA | First | 2010-11 |
| Shenise Johnson | USBWA | First | 2010-11 |
| Shenise Johnson | Full Court Press | Second | 2010-11 |
| Shenise Johnson | AP | Third | 2010-11 |
| Riquna Williams | AP | Hon. Mention | 2010-11 |
| Shenise Johnson | WBCA | First | 2011-12 |
| Shenise Johnson | USBWA | First | 2011-12 |
| Shenise Johnson | NetScouts | First | 2011-12 |
| Shenise Johnson | CSM | First | 2011-12 |
| Shenise Johnson | AP | Second | 2011-12 |
| Riquna Williams | AP | Third | 2011-12 |
| Adrienne Motley | WBCA | Hon. Mention | 2015-16 |
| Beatrice Mompremier | AP/WBCA | Hon. Mention | 2018-19 |
| Beatrice Mompremier | AP/WBCA | Hon. Mention | 2019-20 |

*AP—Associated Press*
*CSM—College Sports Madness*
*S&S—Street & Smith's*
*WBBY—Women's Basketball Yearbook*
*WBCA—Women's Basketball Coaches Association*
*WBNS—Women's Basketball News Service*
*USBWA—United States Basketball Writers Association*

### PRESEASON ALL-AMERICANS

| Name | Org. | Team | Year |
|---|---|---|---|
| Frances Savage | S&S | Hon. Mention | 1989-90 |
| Jeannie Hebert | S&S | Hon. Mention | 1991-92 |
| Frances Savage | WBBY | Hon. Mention | 1991-92 |
| Tamara James | S&S | Hon. Mention | 2003-04 |
| Shenise Johnson | AP | First | 2011-12 |
| Adrienne Motley | CSM | Fourth | 2016-17 |
| Beatrice Mompremier | AP | First | 2019-20 |

### FRESHMAN ALL-AMERICANS

| Name | Org. | Year |
|---|---|---|
| Maria Rivera | WBBY | 1983-84 |
| Joani Bowles | WBBY | 1989-90 |
| Jeannie Hebert | WBBY | 1988-89 |
| Ronnie McGary | WBBY | 1990-91 |

## ACC AWARDS

### PLAYER OF THE YEAR

| Name | Year |
|---|---|
| Shenise Johnson | 2010-11 |

### PRESEASON PLAYER OF THE YEAR

| Name | Year |
|---|---|
| Shenise Johnson | 2011-12 |
| Beatrice Mompremier | 2019-20 |

### MOST IMPROVED PLAYER

| Name | Year |
|---|---|
| Emese Hof | 2018-19 |

## BIG EAST CONFERENCE AWARDS

### PLAYER OF THE YEAR

| Name | Year |
|---|---|
| Frances Savage | 1991-92 |

### PRESEASON PLAYER OF THE YEAR

| Name | Year |
|---|---|
| Vicki Plowden | 1992-93 |

### DEFENSIVE PLAYER OF THE YEAR

| Name | Year |
|---|---|
| Meghan Saake | 2001-02 |

### FRESHMAN OF THE YEAR

| Name | Year |
|---|---|
| Holly Rilinger | 1992-93 |

### MOST IMPROVED PLAYER

| Name | Year |
|---|---|
| Frances Savage | 1991-92 |
| Kym Hope | 1997-98 |

## ALL-ACC TEAMS

### ALL-ACC (26)

| Name | Team | Year |
|---|---|---|
| Tamara James | First | 2004-05 |
| Tamara James | First | 2005-06 |
| Renee Taylor | Hon. Mention | 2005-06 |
| Renee Taylor | Second | 2006-07 |
| Maurita Reid | Hon. Mention | 2007-08 |
| Shenise Johnson | Hon. Mention | 2008-09 |
| Shenise Johnson | First | 2009-10 |
| Riquna Williams | Second | 2009-10 |
| Shenise Johnson | First | 2010-11 |
| Riquna Williams | First | 2010-11 |
| Morgan Stroman | Third | 2010-11 |
| Shenise Johnson | First | 2011-12 |
| Riquna Williams | First | 2011-12 |
| Stefanie Yderstrom | Third | 2011-12 |
| Morgan Stroman | First (BRP, HC) | 2012-13 |
| Stefanie Yderstrom | First (HC) | 2012-13 |
| Adrienne Motley | First (BRP, HC) | 2014-15 |
| Adrienne Motley | First (BRP, HC) | 2015-16 |
| Adrienne Motley | Second (BRP, HC) | 2016-17 |
| Jessica Thomas | Second (BRP, HC) | 2016-17 |
| Erykah Davenport | Second (BRP, HC) | 2017-18 |
| Emese Hof | First (BRP, HC) | 2018-19 |

| | | |
|---|---|---|
| Beatrice Mompremier | First (BRP, HC) | 2018-19 |
| Kelsey Marshall | Hon. Mention (BRP, HC) | 2021-22 |
| Haley Cavinder | Second | 2022-23 |
| Destiny Harden | Second | 2022-23 |

*The Blue Ribbon Panel (BRP) and ACC Coaches (HC) began selecting separate teams in 2012-13*

### PRESEASON ALL-ACC (9)

| *Name* | *Year* |
|---|---|
| Tamara James | 2004-05 |
| Tamara James | 2005-06 |
| Shenise Johnson | 2010-11 |
| Shenise Johnson | 2011-12 |
| Riquna Williams | 2011-12 |
| Stefanie Yderstrom (BRP, HC) | 2012-13 |
| Adrienne Motley (BRP, HC) | 2015-16 |
| Adrienne Motley (BRP, HC) | 2016-17 |
| Beatrice Mompremier (BRP, HC) | 2019-20 |

### PRESEASON ACC NEWCOMER WATCH LIST (1)

| *Name* | *Year* |
|---|---|
| Haley Cavinder | 2022-23 |

### ALL-ACC DEFENSIVE TEAM (7)

| *Name* | *Year* |
|---|---|
| Maurita Reid | 2007-08 |
| Shenise Johnson | 2009-10 |
| Shenise Johnson | 2010-11 |
| Shenise Johnson | 2011-12 |
| Morgan Stroman | 2012-13 |
| Emese Hof | 2018-19 |
| Mykea Gray | 2019-20 |

### ACC ALL-FRESHMAN TEAM (5)

| *Name* | *Team* | *Year* |
|---|---|---|
| Shenise Johnson | First | 2008-09 |
| Adrienne Motley | First (BRP, HC) | 2013-14 |
| Mykea Gray | First (BRP, HC) | 2017-18 |
| Kelsey Marshall | First (BRP) | 2017-18 |
| Ja'Leah Williams | First (BRP) | 2021-22 |

## PAST ALL-CONFERENCE TEAMS

### PAST ALL-CONFERENCE

| *Name* | *Conference* | *Team* | *Year* |
|---|---|---|---|
| Jill Poorman | FSAC | First | 1979-80 |
| Sylvia Wilson | FSAC | First | 1979-80 |
| Dottie Richardson | FSAC | First | 1980-81 |
| Sylvia Wilson | FSAC | First | 1980-81 |
| Joani Bowles | FSAC | Second | 1983-84 |
| Cordelia Fulmore | FSAC | First | 1983-84 |
| Vicki Plowden | NSWAC | First | 1990-91 |
| Jeannie Hebert | NSWAC | Second | 1990-91 |
| Jeannie Hebert | BIG EAST | Second | 1991-92 |
| Frances Savage | BIG EAST | First | 1991-92 |
| Vicki Plowden | BIG EAST | First | 1991-92 |
| Vicki Plowden | BIG EAST | First | 1992-93 |
| Holly Ringer | BIG EAST | Third | 1992-93 |
| Della Wilson | BIG EAST | Second | 1992-93 |
| Desma Thomas | BIG EAST | Third | 1993-94 |
| Octavia Blue | BIG EAST | Third | 1995-96 |
| Octavia Blue | BIG EAST | Third | 1996-97 |
| Desma Thomas | BIG EAST | Third | 1996-97 |
| Octavia Blue | BIG EAST | First | 1997-98 |
| Kym Hope | BIG EAST | First | 1997-98 |
| Kym Hope | BIG EAST | First | 1998-99 |
| Jennifer Jordan | BIG EAST | Third | 1998-99 |
| Chanivia Broussard | BIG EAST | Second | 2001-02 |
| Meghan Saake | BIG EAST | HM | 2001-02 |
| Tamara James | BIG EAST | Second | 2002-03 |
| Chanivia Broussard | BIG EAST | Third | 2003-04 |
| Tamara James | BIG EAST | First | 2003-04 |
| Yalonda McCormick | BIG EAST | HM | 2003-04 |

*FSAC—Florida State Athletic Conference (AIAW)*
*NSWAC—New South Women's Athletic Conference*

### PAST PRESEASON ALL-CONFERENCE

| *Name* | *Conference* | *Team* | *Year* |
|---|---|---|---|
| Frances Savage | BIG EAST | First | 1991-92 |
| Vicki Plowden | BIG EAST | First | 1992-93 |
| Desma Thomas | BIG EAST | Second | 1994-95 |
| Octavia Blue | BIG EAST | Second | 1995-96 |
| Octavia Blue | BIG EAST | Second | 1996-97 |
| Octavia Blue | BIG EAST | First | 1997-98 |
| Kym Hope | BIG EAST | First | 1997-98 |
| Chanivia Broussard | BIG EAST | First | 2002-03 |
| Tamara James | BIG EAST | First | 2003-04 |

### PAST PRESEASON CONFERENCE ALL-FRESHMAN TEAM

| *Name* | *Conference* | *Team* | *Year* |
|---|---|---|---|
| Holly Rilinger | BIG EAST | Second | 1992-93 |
| Veronica Watson | BIG EAST | First | 1992-93 |
| Jill Henne | BIG EAST | Second | 1993-94 |
| Octavia Blue | BIG EAST | First | 1994-95 |
| Chanivia Broussard | BIG EAST | First | 2000-01 |
| Tamara James | BIG EAST | First | 2002-03 |

## CONFERENCE LEADERS

### ACC

| *Name* | *Category* | *Year* |
|---|---|---|
| Tamara James | Scoring | 2004-05 |
| Tamara James | Scoring | 2005-06 |
| Renee Taylor | Scoring | 2006-07 |
| Riquna Williams | Scoring | 2010-11 |
| Mykea Gray | Steals | 2019-20 |

### BIG EAST

| *Name* | *Category* | *Year* |
|---|---|---|
| Frances Savage | Rebounding | 1991-92 |
| Jeannie Hebert | Assists | 1991-92 |
| Gina Graziani | Assists | 1996-97 |
| Desma Thomas | 3-Pointers | 1996-97 |
| Gina Graziani | Assists | 1997-98 |
| Kym Hope | Rebounding | 1997-98 |
| Gina Graziani | Assists | 1999-00 |
| Tamara James | Scoring | 2002-03 |

## ACC ACADEMIC HONORS

### ALL-ACC ACADEMIC TEAM (30)

| *Name* | *Year* |
|---|---|
| Tatjana Marincic | 2004-05 |
| Tatjana Marincic | 2005-06 |
| Amy Audibert | 2006-07 |
| Epiphany Woodson | 2007-08 |
| Morgan Stroman | 2009-10 |
| Stefanie Yderstrom | 2010-11 |

| | |
|---|---|
| Stefanie Yderstrom | 2011-12 |
| Stefanie Yderstrom | 2012-13 |
| Adrienne Motley | 2013-14 |
| Jassany Williams | 2014-15 |
| Emese Hof | 2015-16 |
| Jessica Thomas | 2015-16 |
| Laura Cornelius | 2016-17 |
| Emese Hof | 2016-17 |
| Jessica Thomas | 2016-17 |
| Endia Banks | 2017-18 |
| Emese Hof | 2017-18 |
| Kelsey Marshall | 2017-18 |
| Emese Hof | 2018-19 |
| Laura Cornelius | 2018-19 |
| Destiny Harden | 2020-21 |
| Kelsey Marshall | 2020-21 |
| Destiny Harden | 2021-22 |
| Kelsey Marshall | 2021-22 |
| Ja'Leah Williams | 2021-22 |
| Haley Cavinder | 2022-23 |
| Hanna Cavinder | 2022-23 |
| Karla Erjavec | 2022-23 |
| Kyla Oldacre | 2022-23 |
| Jasmyne Roberts | 2022-23 |

### ACC HONOR ROLL

| *Name* | *Year* |
|---|---|
| Amy Audibert | 2004-05 |
| Marianne Curtis | 2004-05 |
| Selena Eskinazi | 2004-05 |
| Tatjana Marincic | 2004-05 |
| Marianne Curtis | 2005-06 |
| Amy Audibert | 2006-07 |
| Marianne Curtis | 2006-07 |
| Briyana Blair | 2007-08 |
| LaToya Drake | 2007-08 |
| Damisha Moore | 2007-08 |
| Vitalia Vasciunaite | 2007-08 |
| Epiphany Woodson | 2007-08 |
| LaToya Cunningham | 2008-09 |
| LaToya Drake | 2008-09 |
| Sylvia Bullock | 2010-11 |
| Stefanie Yderstrom | 2010-11 |
| Stefanie Yderstrom | 2011-12 |
| Morgan Stroman | 2012-13 |
| Jassany Williams | 2012-13 |
| Stefanie Yderstrom | 2012-13 |
| Shawnice Wilson | 2012-13 |
| Krystal Saunders | 2013-14 |
| Jessica Thomas | 2013-14 |
| Jassany Williams | 2013-14 |
| Keyona Hayes | 2014-15 |
| Jassany Williams | 2014-15 |
| Laura Cornelius | 2015-16 |
| Erykah Davenport | 2015-16 |
| Emese Hof | 2015-16 |
| Khaila Prather | 2015-16 |
| Laura Cornelius | 2016-17 |
| Serena Lynn-Geldof | 2016-17 |
| Keyanna Harris | 2016-17 |
| Keyona Hayes | 2016-17 |
| Emese Hof | 2016-17 |
| Sarah Mortensen | 2016-17 |
| Adrienne Motley | 2016-17 |
| Jessica Thomas | 2016-17 |
| Shaneese Bailey | 2017-18 |
| Endia Banks | 2017-18 |
| Laura Cornelius | 2017-18 |
| Keyanna Harris | 2017-18 |
| Emese Hof | 2017-18 |
| Kelsey Marshall | 2017-18 |
| Sarah Mortensen | 2017-18 |
| Khaila Prather | 2017-18 |
| Laura Cornelius | 2018-19 |
| Emese Hof | 2018-19 |
| Kelsey Marshall | 2018-19 |
| Sarah Mortensen | 2018-19 |
| Khaila Prather | 2018-19 |
| Destiny Harden | 2019-20 |
| Jamir Huston | 2019-20 |
| Moulayna Johnson Sidi Baba | 2019-20 |
| Kelsey Marshall | 2019-20 |
| Taylor Mason | 2019-20 |
| Beatrice Mompremier | 2019-20 |
| Kenza Salgues | 2019-20 |
| Paula Fraile Ruiz | 2020-21 |
| Moulayna Johnson Sidi Baba | 2020-21 |
| Kelsey Marshall | 2020-21 |
| Taylor Mason | 2020-21 |
| Kenza Salgues | 2020-21 |
| Karla Erjavec | 2021-22 |
| Paula Fraile Ruiz | 2021-22 |
| Destiny Harden | 2021-22 |
| Kelsey Marshall | 2021-22 |
| Jasmyne Roberts | 2021-22 |
| Ja'Leah Williams | 2021-22 |
| Haley Cavinder | 2022-23 |
| Hanna Cavinder | 2022-23 |
| Karla Erjavec | 2022-23 |
| Paula Fraile Ruiz | 2022-23 |
| Moulayna Johnson Sidi Baba | 2022-23 |
| Kyla Oldacre | 2022-23 |
| Jasmyne Roberts | 2022-23 |
| Kenza Salgues | 2022-23 |

## ALL-TOURNAMENT TEAMS

### NCAA TOURNAMENT

| *Name* | *Region* | *Year* |
|---|---|---|
| Vicki Plowden | East | 1991-92 |
| Jasmyne Roberts | Greenville 2 | 2022-23 |

### WNIT

| *Name* | *Year* |
|---|---|
| Frances Savage | 1989-90 |
| Shenise Johnson | 2009-10 |
| Riquna Williams | 2009-10 |

### ACC TOURNAMENT

| *Name* | *Team* | *Year* |
|---|---|---|
| Tamara James | Second | 2004-05 |
| Shenise Johnson | First | 2010-11 |
| Riquna Williams | Second | 2010-11 |
| Shawnice Wilson | Second | 2011-12 |
| Jessica Thomas | Second | 2015-16 |
| Keyona Hayes | Second | 2016-17 |
| Kelsey Marshall | First | 2021-22 |
| Destiny Harden | First | 2021-22 |

# HURRICANE HONORS

### BIG EAST TOURNAMENT

| *Name* | *Year* |
|---|---|
| Jeannie Hebert | 1991-92 |
| Vicki Plowden | 1991-92 |
| Frances Savage (MVP) | 1991-92 |
| Carla Harris | 1992-93 |
| Vicki Plowden | 1992-93 |
| Holly Rilinger | 1992-93 |
| Desma Thomas | 1996-97 |
| Kym Hope | 1997-98 |
| Tamara James | 2002-03 |

### NSWAC TOURNAMENT

| *Name* | *Year* |
|---|---|
| Jeannie Hebert (MVP) | 1990-91 |
| Vicki Plowden | 1990-91 |

## ACC WEEKLY AWARDS

### PLAYER OF THE WEEK

| *Name* | *Date* | *Year* |
|---|---|---|
| Tamara James | 1/3 | 2004-05 |
| Tamara James | 2/7 | 2004-05 |
| Tamara James | 2/14 | 2004-05 |
| Tamara James | 12/5 | 2005-06 |
| Renee Taylor | 11/20 | 2006-07 |
| Riquna Williams | 11/16 | 2009-10 |
| Riquna Williams | 1/11 | 2009-10 |
| Shenise Johnson | 2/8 | 2009-10 |
| Riquna Williams | 12/13 | 2010-11 |
| Riquna Williams | 12/27 | 2010-11 |
| Shenise Johnson | 1/3 | 2010-11 |
| Riquna Williams | 1/17 | 2010-11 |
| Riquna Williams | 1/31 | 2010-11 |
| Shenise Johnson | 2/14 | 2010-11 |
| Shenise Johnson | 2/21 | 2010-11 |
| Shenise Johnson | 11/28 | 2011-12 |
| Riquna Williams | 12/12 | 2011-12 |
| Morgan Stroman | 2/11 | 2012-13 |
| Shawnice Wilson | 3/4 | 2012-13 |
| Adrienne Motley | 1/12 | 2014-15 |
| Beatrice Mompremier | 1/7 | 2018-19 |
| Beatrice Mompremier | 1/21 | 2018-19 |
| Beatrice Mompremier | 2/11 | 2018-19 |
| Beatrice Mompremier | 2/18 | 2018-19 |
| Beatrice Mompremier | 11/25 | 2019-20 |
| Beatrice Mompremier | 12/23 | 2019-20 |
| Destiny Harden | 3/1 | 2020-21 |
| Jasmyne Roberts | 2/6 | 2022-23 |

| | |
|---|---|
| *Riquna Williams* | *7x* |
| *Shenise Johnson* | *5x* |
| *Beatrice Mompremier* | *5x* |
| *Tamara James* | *4x* |
| *Destiny Harden* | *1x* |
| *Emese Hof* | *1x* |
| *Adrienne Motley* | *1x* |
| *Jasmyne Roberts* | *1x* |
| *Morgan Stroman* | *1x* |
| *Renee Taylor* | *1x* |
| *Shawnice Wilson* | *1x* |

### FRESHMAN OF THE WEEK

| *Name* | *Date* | *Year* |
|---|---|---|
| Brittany Denson | 1/9 | 2005-06 |
| Shenise Johnson | 12/1 | 2008-09 |
| Shenise Johnson | 1/5 | 2008-09 |
| Shenise Johnson | 2/23 | 2008-09 |
| Morgan Stroman | 1/11 | 2009-10 |
| Keyona Hayes | 2/11 | 2012-13 |
| Adrienne Motley | 2/3 | 2013-14 |
| Mykea Gray | 11/13 | 2017-18 |
| Mykea Gray | 11/27 | 2017-18 |
| Lashae Dwyer | 12/13 | 2021-22 |
| Ja'Leah Williams | 2/21 | 2021-22 |

| | |
|---|---|
| *Shenise Johnson* | *3x* |
| *Mykea Gray* | *2x* |
| *Brittany Denson* | *1x* |
| *Lashae Dwyer* | *1x* |
| *Keyona Hayes* | *1x* |
| *Adrienne Motley* | *1x* |
| *Morgan Stroman* | *1x* |
| *Ja'Leah Williams* | *1x* |

## BIG EAST WEEKLY AWARDS

### PLAYER OF THE WEEK

| *Name* | *Date* | *Year* |
|---|---|---|
| Vicki Plowden | 12/23 | 1991-92 |
| Frances Savage | 12/30 | 1991-92 |
| Frances Savage | 1/19 | 1991-92 |
| Frances Savage | 2/9 | 1991-92 |
| Frances Savage | 2/16 | 1991-92 |
| Frances Savage | 3/2 | 1991-92 |
| Vicki Plowden | 1/10 | 1992-93 |
| Vicki Plowden | 2/21 | 1992-93 |
| Octavia Blue | 12/27 | 1995-96 |
| Jennifer Jordan | 1/29 | 1995-96 |
| Octavia Blue | 12/7 | 1997-98 |
| Octavia Blue | 12/12 | 1997-98 |
| Kym Hope | 1/4 | 1997-98 |
| Kym Hope | 2/8 | 1997-98 |
| Octavia Blue | 2/12 | 1997-98 |
| Jennifer Jordan | 1/18 | 1998-99 |
| Kym Hope | 2/22 | 1998-99 |
| Dalia Clarke | 1/15 | 2000-01 |
| Chanivia Broussard | 12/10 | 2001-02 |
| Meghan Saake | 12/17 | 2001-02 |
| Shaquana Wilkins | 1/21 | 2001-02 |
| Tamara James | 11/23 | 2003-04 |
| Tamara James | 2/23 | 2003-04 |

| | |
|---|---|
| *Frances Savage* | *5x* |
| *Octavia Blue* | *4x* |
| *Kym Hope* | *3x* |
| *Vicki Plowden* | *3x* |
| *Tamara James* | *2x* |
| *Jennifer Jordan* | *2x* |
| *Chanivia Broussard* | *1x* |
| *Dalia Clarke* | *1x* |
| *Meghan Saake* | *1x* |
| *Shaquana Wilkins* | *1x* |

# HURRICANE HONORS

## FRESHMAN OF THE WEEK

| *Name* | *Date* | *Year* |
|---|---|---|
| Holly Rilinger | 1/4 | 1992-93 |
| Holly Rilinger | 1/17 | 1992-93 |
| Holly Rilinger | 2/1 | 1992-93 |
| Holly Rilinger | 2/15 | 1992-93 |
| Sheron Murray | 12/13 | 1993-94 |
| MeChelle Murray | 12/19 | 1994-95 |
| Octavia Blue | 1/23 | 1994-95 |
| Amanda Papuga | 11/22 | 1999-00 |
| Alicia Hartlaub | 1/17 | 1999-00 |
| Chanivia Broussard | 1/15 | 2000-01 |
| Tamara James | 11/25 | 2002-03 |
| Tamara James | 12/2 | 2002-03 |
| Tamara James | 12/23 | 2002-03 |
| Tamara James | 1/6 | 2002-03 |
| Tamara James | 1/13 | 2002-03 |

| | |
|---|---|
| *Tamara James* | *5x* |
| *Holly Rilinger* | *4x* |
| *Octavia Blue* | *1x* |
| *Chanivia Broussard* | *1x* |
| *Alicia Hartlaub* | *1x* |
| *MeChelle Murray* | *1x* |
| *Sheron Murray* | *1x* |
| *Amanda Papuga* | *1x* |

# UM SPORTS HOF, ACC LEGENDS & PRO CANES

## UM SPORTS HALL OF FAMERS

### PLAYERS

| Name | Played | Inducted |
|---|---|---|
| Robin Harmony | 1980-84 | 1997 |
| Maria Rivera | 1984-88 | 1998 |
| Frances Savage | 1988-92 | 2002 |
| Jeannie Hebert | 1988-92 | 2003 |
| Vicki Plowden | 1990-93 | 2007 |
| Octavia Blue | 1994-98 | 2008 |
| Desma Thomas | 1992-94; 1995-97 | 2012 |
| Kym Hope | 1995-99 | 2015 |
| Tamara James | 2002-06 | 2016 |
| Chanivia Broussard | 2000-04 | 2018 |
| Shenise Johnson | 2008-12 | 2022 |
| Riquna Williams | 2008-12 | 2023 |

### COACHES

| Name | Coached | Inducted |
|---|---|---|
| Lin Dunn | 1978-87 | 1995 |
| Ferne Labati | 1988-2005 | 2004 |
| Katie Meier | 2005-pres. | 2017 |

## ACC WOMEN'S BASKETBALL LEGENDS

### PLAYERS

| Name | Played | Honored |
|---|---|---|
| Frances Savage | 1988-92 | 2005 |
| Vicki Plowden | 1990-93 | 2006 |
| Jeannie Hebert | 1988-92 | 2007 |
| Octavia Blue | 1994-98 | 2008 |
| Kym Hope | 1995-99 | 2009 |
| Meghan Saake | 1999-03 | 2010 |
| Chanivia Broussard | 2000-04 | 2011 |
| Tamara James | 2002-06 | 2012 |
| Robin Harmony | 1980-84 | 2013 |
| Sylvia Wilson | 1979-82 | 2016 |

### COACHES

| Name | Coached | Honored |
|---|---|---|
| Lin Dunn | 1978-87 | 2014 |
| Ferne Labati | 1988-2005 | 2015 |
| Katie Meier^ | 2005-pres. | 2006 |

*^ - Honored by Duke as a former player*

*No ACC Legends were named in 2017 or 2018*

## PROFESSIONAL PLAYERS

### KATIE MEIER ERA (32)

| Name | Played |
|---|---|
| Diane Barnes | 2007-10 |
| Maria Brown | 2010-14 |
| Charmaine Clark | 2006-10 |
| Laura Cornelius | 2015-19 |
| Maeva Djaldi-Tabdi | 2021-22 |
| LaToya Drake | 2007-09 |
| Karla Erjavec | 2020-23 |
| Serena-Lynn Geldof | 2016-18 |
| Mykea Gray | 2017-22 |
| Destiny Harden | 2018-23 |
| Keyona Hayes | 2012-14; 2015-17 |
| Emese Hof | 2015-19 |
| Tamara James | 2002-06 |
| Shenise Johnson | 2008-12 |
| Kelsey Marshall | 2017-22 |
| Naomi Mbandu | 2020-22 |
| Suriya McGuire | 2011-15 |
| Beatrice Mompremier | 2016-20 |
| Adrienne Motley | 2013-17 |
| Lola Pendande | 2021-23 |
| Laura Quevedo | 2014-15 |
| Maurita Reid | 2006-08 |
| Hannah Shaw | 2009-10 |
| Necole Sterling | 2013-15 |
| Morgan Stroman | 2009-13 |
| Renee Taylor | 2005-07 |
| Jessica Thomas | 2013-17 |
| Carla Williams | 2006-08 |
| Jassany Williams | 2013-15 |
| Riquna Williams | 2008-12 |
| Shawnice Wilson | 2011-13 |
| Stefanie Yderstrom | 2009-13 |

### PRE-MEIER ERA (13)

| Name | Played |
|---|---|
| Octavia Blue | 1994-98 |
| Martha Bodley | 1998-02 |
| Wendy Foote* | 1974-78 |
| Robin Harmony | 1980-84 |
| Kym Hope | 1995-99 |
| Galia Maik | 1991-94 |
| MeChelle Murray | 1994-98 |
| Vicki Plowden* | 1990-93 |
| Dottie Richardson | 1976-77; 1978-81 |
| Maria Rivera | 1984-88 |
| Frances Savage | 1988-92 |
| Desma Thomas | 1992-94; 1995-97 |
| Shaquana Wilkins | 2000-04 |

** - Played in the United States prior to the WNBA era*

## WNBA HISTORY

### DRAFTED (7)

| Name | Rd. | Pick | Team | Active |
|---|---|---|---|---|
| Octavia Blue | 2 | 15 | Sparks | 1998; 2003-04 |
| Destiny Harden | 3 | 27 | Mercury | — |
| Tamara James | 1 | 8 | Mystics | 2006-07 |
| Shenise Johnson | 1 | 5 | Silver Stars | 2012-2021 |
| Beatrice Mompremier | 2 | 20 | Sparks | 2020-pres. |
| Adrienne Motley | 3 | 32 | Fever | — |
| Riquna Williams | 2 | 17 | Shock | 2012-15; 2017-pres. |

### UNDRAFTED (6)

| Name | Team | Active |
|---|---|---|
| Martha Bodley | Sol | — |
| Keyona Hayes | Lynx | — |
| Kym Hope | Starzz | 2000 |
| Desma Thomas | Mercury | — |
| Jessica Thomas | Stars | — |
| Shawnice Wilson | Lynx | — |

# PAST COACHES

## BARRY SCHIMER
### 1972-75

Barry Schimer served as the first head coach of the Miami women's basketball team, starting in 1972. Schimer coached the Hurricanes for three seasons (1972-1975), posting a 16-15 record, with back-to-back winning seasons his last two years.

In his final season, Schimer led the Canes to a second-place finish in the FAIAW with a record of 8-6. Miami was a perfect 3-0 at home that season.

## SHULA FEUER
### 1975-77

Shula Feuer took over the head coaching job at Miami prior to the 1975-76 season. In two years with the Canes, Feuer posted a 16-24 mark with a third-place finish in the FAIAW in 1976-77.

In 2018, Feuer was honored with the Women's Basketball Hall of Fame Trailblazer Award for her commitment to women's basketball. Feuer was recognized as one of the founding members of the Women's Basketball League, the predecessor to the current WNBA.

## ISABELLA HUTCHINSON
### 1977-78

Isabella Hutchison could easily be called the founder of the University of Miami women's athletics program. She came to the University of Miami in 1965 with the mandate of beginning a women's intramural sports program. From that beginning, Hutchison went on to coach numerous sports, including the Miami women's basketball team in 1977-78.

Outside of Miami, Hutchison is well known in the cause of furthering women's athletics. She was not only President of the Florida Association of Women's Intercollegiate Athletics from 1977-79, but also Chairperson of many AIAW and NCAA committees such as awards and officiating.

Following her time at Miami, Hutchison went on to serve as Associate Athletic Director for Women's Sports at Indiana University until her retirement from collegiate athletics in 2000.

## LIN DUNN
### 1978-87

Lin Dunn served as head coach of the Women's Basketball program from 1978-87, accumulating a 149-119 record with the Hurricanes.

During her nine seasons in Coral Gables, Dunn guided the Hurricanes to their first-ever ranking in the Associated Press Top 20 in 1985 and to their first Florida State Championship in 1981. She was the 1981 Florida Coach of the Year and served with the 1986 United States Women's Basketball Team in 1986.

Her first year saw UM finish 10-13 and place fifth in the state. The team rebounded largely in her second season, posting an 18-16 record. Dunn's impact became apparent in her third season with Miami (1980-81), as the Hurricanes forged a 24-15 record.

From there, the record-setting team made its first postseason appearance in the AIAW Region III Championship. Her 1981-82 squad followed up on its previous seasons' success with a 19-10 record, and another berth into the AIAW postseason tournament. Dunn's seventh season resulted in her top win percentage (.750) 21-7.

Dunn served as President of the Women's Basketball Coaches Association in 1984-85. She was inducted into the Women's Basketball Hall of Fame in 2014.

## KEN PATRICK
### 1987-88

Ken Patrick was named the interim head coach for the 1987-88 season. Patrick served as an assistant coach during the prior year under Lin Dunn.

Under Patrick's direction, the Canes went 14-13.

## FERNE LABATI
### 1988-05

Ferne Labati became the head coach of Woman's basketball at the University of Miami in 1988. She has the most wins of any UM women's basketball coach and took her 2003-2004 team to the NCAA Tournament.

Highlighting her 15 seasons are nine berths in postseason play, six in the NCAA tournament and three in the WNIT. The Canes won back-to-back BIG EAST regular season and Tournament titles in 1992 and 1993, while finishing as high as No. 6 nationally. Her 1996 squad earned a share of the BIG EAST 7 division title. Labati herself was named WBCA/Converse Coach of the Year in 1992.

Labati's record at Miami stands at 290-179 (.618) while her overall record in 26 seasons as a head coach is 426-301 (.586). Though her success on the court is impressive, what she has accomplished off the court might serve as her legacy at the University of Miami: In her 16 seasons, 40 of the 41 student-athletes that completed their eligibility at Miami have graduated.

### COACHING AWARDS

| | | |
|---|---|---|
| Lin Dunn | 1980-81 | NSWAC Coach of the Year |
| Ferne Labati | 1991-92 | BIG EAST Coach of the Year |
| Ferne Labati | 1991-92 | Kodak/WBCA National Coach of the Year |
| Katie Meier | 2010-11 | ACC Coach of the Year |
| Katie Meier | 2010-11 | Russell Athletic/WBCA Region 2 Coach of the Year |
| Katie Meier | 2010-11 | Associated Press National Coach of the Year |
| Katie Meier | 2013 | USA Basketball National Coach of the Year |

### ALL-TIME COACHING RECORDS (by wins)

| *Name* | *Year(s)* | *Season(s)* | *Record* | *Pct.* |
|---|---|---|---|---|
| Katie Meier | 2005-pres. | 18 | 343-224 | .605 |
| Ferne Labati | 1988-05 | 17 | 303-195 | .608 |
| Lin Dunn | 1978-87 | 9 | 149-119 | .556 |
| Barry Schimer | 1972-75 | 3 | 16-15 | .516 |
| Shula Feuer | 1975-77 | 2 | 16-24 | .400 |
| Ken Patrick | 1987-88 | 1 | 14-13 | .519 |
| Isabella Hutchinson | 1977-78 | 1 | 8-8 | .500 |

# HURRICANE LETTER WINNERS

| -A- | |
|---|---|
| Anderson, Sandra | 1978-79 |
| Archer, Selina | 2010-11 |
| Armour, Merren | 1988-92 |
| Audibert, Amy | 2003-07 |
| Arsova, Vera | 2001-03 |
| Athanas, Marecion | 1972-73 |

| -B- | |
|---|---|
| Bailey, Shaneese | 2016-18 |
| Baker, Debbie | 1976-77 |
| Banks, Endia | 2017-21 |
| Barnes, Diane | 2007-10 |
| Barnhart, Beth | 1995-99 |
| Barnhart, Kathy | 1974-75 |
| Bell, Marci | 1975-77 |
| Bentoski, Pat | 1979-80 |
| Bjork, Sharon | 1975-76 |
| Blair, Briyana | 2007-09 |
| Blount, Gailyn | 1972-75 |
| Blue, Octavia | 1994-98 |
| Bodley, Martha | 1998-02 |
| Bolton, Wendy | 1972-73 |
| Bowers, Vicki | 1988-92 |
| Bowie, Pat | 1978-79 |
| Bowles, Joani | 1983-85 |
| Brant, Regina | 1985-87 |
| Broussard, Chanivia | 2000-04 |
| Brown, Maria | 2010-14 |
| Bullock, Chountelle | 1986-89 |
| Bullock, Sylvia | 2008-12 |
| Butler, Hope | 1984-88 |

| -C- | |
|---|---|
| Caffey, Chandra | 1976-78 |
| Capers, Jessica | 2011-13 |
| Castaneda, Jessie | 1993-94 |
| Castineira, Barbara | 1976-80 |
| Cavinder, Haley | 2022-23 |
| Cavinder, Hanna | 2022-23 |
| Chang, Yasmeen | 2019-20 |
| Chiarelli, Ann | 1972-73 |
| Clark, Charmaine | 2006-10 |
| Clark, Dalia | 1999-01 |
| Clayton, Nanci | 1985-90 |
| Clement, Jeannine | 1973-74 |
| Collinson, Carly | 1996-97 |
| Colville, Julie | 1985-86 |
| Cornelius, Laura | 2015-17; 2018-19 |
| Cunningham, LaToya | 2005-09 |
| Curtis, Marianne | 2004-06 |

| -D- | |
|---|---|
| Davenport, Erykah | 2014-18 |
| DelPrincipe, Laura | 1983-84 |
| Dennis, Caprice | 2012-14 |
| Denson, Brittany | 2005-07 |
| Dhahabu, Imani | 2003-05 |
| Djaldi-Tabdi, Maeva | 2021-22 |
| Dourney, Sue | 1972-73 |
| Drake, LaToya | 2007-09 |
| Drury, Shannon | 1996-99 |
| **Dwyer, Lashae** | **2021-pres.** |

| -E- | |
|---|---|
| East, Sue | 1973-75 |
| Edwards, Melissa | 1985-89 |
| Erjavec, Karla | 2020-23 |
| Erman, Lisa | 1981-83 |
| Eskinazi-Budge, Selena | 2004-06 |
| Eyer, Sherri | 1988-92 |

| -F- | |
|---|---|
| Farber, Sue | 1975-76 |
| Farley, Margaret | 1989-90 |
| Faulkner, Maureen | 1993-96 |
| Feicht, Julie | 1988-89 |
| Fistel, Naomi | 1973-74 |
| Foote, Wendy | 1974-78 |
| Fowler, Kathryn | 1998-02 |
| Fraile Ruiz, Paula | 2020-22 |
| Fuentes, Ana | 1978-79 |
| Fulmore, Cordelia | 1983-85 |

| -G- | |
|---|---|
| Gardner, Stephanie | 2010-11 |
| Gatlin, Rikiah | 2008-09 |
| Geldof, Serena-Lynn | 2016-18 |
| Gering, Marjorie | 1978-79 |
| Gony, Nyayongah | 2020-21 |
| Grafentin, Debbie | 1977-79 |
| Gray, Mykea | 2017-20; 2021-22 |
| Graziani, Gina | 1996-00 |
| Greene, Nigia | 2014-17 |
| Grimsley, Albrey | 2004-08 |

| -H- | |
|---|---|
| Haight, Sue | 1973-75 |
| Hamilton, Sandra | 1985-86 |
| Harden, Destiny | 2018-23 |
| Harlow, Elaine | 1986-90 |
| Harmony, Robin | 1980-84 |
| Hartlaub, Alicia | 1999-03 |
| Harris, Carla | 1990-93 |
| Harris, Gwen | 1980-84 |
| Harris, Keyanna | 2014-18 |
| Hartman, Sue | 1976-80 |
| Harvey, Loretta | 1980-84 |
| Hayek, Katie | 2002-06 |
| Hayes, Keyona | 2012-14; 2015-17 |
| Hebert, Jeannie | 1988-92 |
| Henne, Jill | 1993-97 |
| Hester, Kathryn | 2006-08 |
| Hines, Saritta | 1997-98 |
| Hobgood, Tyler | 2011-13 |
| Hof, Emese | 2015-19 |
| Holland, Allison | 1977-79 |
| Holmes, Jacquelyn | 1972-74 |
| Hope, Kym | 1995-99 |
| Hotchkiss, Mandy | 1976-77 |
| Hunter, Dana | 1979-83 |
| Huston, Jamir | 2018-21 |

| -I- | |
|---|---|
| Iacoboni, Tessa | 1995-98 |

# HURRICANE LETTERWINNERS

**-J-**

| | |
|---|---|
| Jackson, Brianna | 2019-21 |
| Jackson, Deborah | 1979-80 |
| James, Lamese | 2004-06; 2007-09 |
| James, Sheila | 1998-02 |
| James, Tamara | 2002-06 |
| Johnson, Christi | 1989-90 |
| Johnson, Shenise | 2008-12 |
| Johnson Sidi Baba, Moulayna | 2019-23 |
| Jones, Debbie | 1972-74 |
| Jones, JoJuana | 2004-05 |
| Jones, Lisa | 1988-90 |
| Jones, Shay | 1992-93; 1994-96 |
| Jordan, Jennifer | 1994-96; 1997-99 |

**-K-**

| | |
|---|---|
| Knight, Melissa | 2001-06 |
| Kunczt, Belinda | 1989-91 |

**-L-**

| | |
|---|---|
| **Lattimore, Latasha** | **2022-pres.** |
| Lavrinovich, Ann | 1980-81 |
| Lewman, Lori | 1983-85 |
| Lichtenwalner, Kristin | 1981-85 |
| Lusinski, Kim | 1975-77 |

**-M-**

| | |
|---|---|
| Maggs, Marguerite | 1978-79 |
| Maik, Galia | 1991-94 |
| Mapp, Donna | 1981-83 |
| Marincic, Tatjana | 2002-06 |
| Marshall, Debbie | 1980-85 |
| Marshall, Kelsey | 2017-22 |
| Martin, Tania | 1985-87 |
| Mason, Taylor | 2017-21 |
| Mbandu, Naomi | 2020-22 |
| McCarthy, Carolyn | 1981-83 |
| McCormick, Yalonda | 2001-05 |
| McCray, Johonna | 1980-81; 1982-83 |
| McCrystal, Margaret | 1976-79 |
| McGarry, Ronnie | 1990-94 |
| McGraw, Toni | 1987-88 |
| McGuire, Suriya | 2011-15 |
| Melendez, Lisa | 1991-92 |
| Mendoza, Yasmin | 1992-94 |
| Metcalfe, Lauve | 1972-73 |
| Miller, Lynn | 1972-73 |
| Mitchell, Kathy | 1978-79 |
| Mitchell, Nickki | 1992-94 |
| Mompremier, Beatrice | 2017-20 |
| Moore, Damisha | 2007-09 |
| Mortensen, Sarah | 2016-19 |
| Moss, Rochelle | 1973-75 |
| Motley, Adrienne | 2013-17 |
| Mounts, Lorraine | 1978-79 |
| Mulkewicz, Nancy | 1973-74 |
| Mullin, Annette | 1987-88 |
| Murray, MeChelle | 1994-98 |
| Murray, Sheron | 1993-96 |

**-N-**

| | |
|---|---|
| Nagel, Bobbi | 1975-76 |
| Nando, Dona | 1997-01 |
| Nelson, Lori | 1979-81 |

**-O-**

| | |
|---|---|
| Oates, Rachel | 1997-98 |
| Okafor, Chiso | 2021-23 |
| **Oldacre, Kyla** | **2022-pres.** |
| Östh, Camilla | 1997-01 |
| Olson, Christine | 1992-96 |
| Osei, Lee Anna | 2009-10 |

**-P-**

| | |
|---|---|
| Papuga, Amanda | 1999-02 |
| Pendande, Lola | 2021-23 |
| Petithomme, Neydja | 2016-18 |
| Phanord, Fallon | 2001-05 |
| Pier, Juli | 1980-81; 1982-85 |
| Plowden, Vicki | 1990-93 |
| Poorman, Jill | 1979-82 |
| Poulin, Michelle | 1974-75 |
| Prather, Khaila | 2014-17; 2018-19 |
| Presswood, Shannon | 2000-01 |

**-Q-**

| | |
|---|---|
| Quevedo, Laura | 2014-15 |

**-R-**

| | |
|---|---|
| Rayam, Linda | 1974-75 |
| Reid, Maurita | 2006-08 |
| Richardson, Dottie | 1976-77; 1978-81 |
| Rilinger, Holly | 1992-93 |
| Rivera, Maria | 1984-88 |
| **Roberts, Jasmyne** | **2021-pres.** |
| Robinson, Heather | 1994-95 |
| Roby, Sydnee | 2019-21 |
| Roos, Asa | 1987-88 |
| Roper, Nancy | 1972-73 |
| Rosales, Bianca | 1997-98 |
| Rubin, Barb | 1974-77 |
| Ruddell, Colleen | 1984-88 |

**-S-**

| | |
|---|---|
| Saake, Meghan | 1999-03 |
| Sadler, Eboni | 2006-07 |
| Salgues, Kenza | 2019-23 |
| Sanderson, Anita | 1973-74 |
| Sands, Kim | 1974-75 |
| Santiago, Lynda | 1974-76 |
| Saunders, Krystal | 2010-14 |
| Savage, Frances | 1988-92 |
| Schmid, Kate | 1994-95 |
| Schwitter, Tara | 2013-14 |
| Segall, Nancy | 1976-78 |
| Serra, Sue | 1975-76 |
| Shaw, Hannah | 2009-10 |
| Simcox, Tina | 1975-76 |
| Slover, Melinda | 1973-74 |
| Smiley, Toni | 1984-88 |
| Smith, Iris | 1984-86 |
| Smith, Ruth | 1987-88 |
| Smith, Tracey | 1977-78 |
| Sos, Marcella | 1974-75 |
| Sours, Ashley | 2008-09 |
| **Spearman, Lazaria** | **2022-pres.** |
| Sterling, Necole | 2013-15 |
| Stroman, Morgan | 2009-13 |
| Surowich, Liz | 1976-77 |

# HURRICANE LETTER WINNERS

| -T- | |
|---|---|
| Taft, Laurie | 1972-75 |
| Tantillo, Mary | 1990-93 |
| Taylor, Joyce | 1979-82 |
| Taylor, Renee | 2005-07 |
| Thomas, Desma | 1992-94; 1995-97 |
| Thomas, Jessica | 2013-17 |
| Thomas, Sue | 1973-76 |
| Thomasson, Erin | 1985-87 |
| Toomer, Tarla | 1994-97 |
| Trachten, Roberta | 1977-78 |
| Trifiro, Michelle | 1974-76 |

| -V- | |
|---|---|
| Vasciunaite, Vitalija | 2007-09 |

| -W- | |
|---|---|
| Wade, Chris | 1986-87 |
| Wade, Linda | 1983-84 |
| Wagner, Nina | 1991-95 |
| Watson, Veronica | 1992-94 |
| Wells, Sandra | 1979-80 |
| Werb, Sue | 1984-85 |
| Whigham, Yolanda | 2001-02 |
| White, Betsy | 1978-80 |
| White, Christal | 1998-00 |
| Wilkins, Shaquana | 2000-04 |
| Willey, Jean | 1982-83 |
| Williams, Carla | 2006-08 |
| Williams, Ja'Leah | 2021-pres. |
| Williams, Jassany | 2013-15 |
| Williams, Riquna | 2008-12 |
| Williams, Robin | 1985-87 |
| Williams, Shanel | 2009-12 |
| Williams, Zada | 2015-17 |
| Wilson, Della | 1990-93 |
| Wilson, Hutashi | 2000-04 |
| Wilson, Shawnice | 2011-13 |
| Wilson, Sylvia | 1979-82 |
| Wimes, Cassaundra | 1994-96; 1997-99 |
| Wood, Tanya | 1988-90 |
| Woods, Michelle | 2011-13; 2014-16 |
| Woodson, Epiphany | 2007-09 |
| Wygal, Wynn | 1972-73 |

| -Y- | |
|---|---|
| Yderstrom, Stefanie | 2009-13 |
| Young, Cami | 1992-94 |
| Young, Tanya | 1991-95 |

| -Z- | |
|---|---|
| Zaltz, Rinat | 1994-95 |

# HURRICANE JERSEY NUMBERS

Since 1980

**0**

| | |
|---|---|
| **Almón-Sanchez, Aurora** | **2023-pres.** |
| Salgues, Kenza | 2019-23 |
| Harris, Keyanna | 2014-18 |
| Moore, Damisha | 2007-09 |
| Audibert, Amy | 2003-07 |
| Toomer, Tarla | 1994-97 |

**1**

| | |
|---|---|
| **Hylton, Lemyah** | **2023-pres.** |
| Johnson Sidi Baba, Moulayna | 2019-23 |
| Cornelius, Laura | 2015-17; 2018-19 |
| Dennis, Caprice | 2012-14 |
| Williams, Riquna | 2008-12 |
| Marincic, Tatjana | 2002-06 |
| Clark, Dalia | 2000-01 |

**2**

| | |
|---|---|
| *James, Tamara** | *2002-06* |

** - jersey retired (Dec. 30, 2010)*

**3**

| | |
|---|---|
| Harden, Destiny | 2019-23 |
| Banks, Endia | 2017-19 |
| Thomas, Jessica | 2013-17 |
| Yderstrom, Stefanie | 2009-13 |
| Taylor, Renee | 2006-07 |
| Knight, Melissa | 2001-06 |
| Murray, MeChelle | 1994-98 |
| Mitchell, Nickki | 1992-94 |
| Jones, Lisa | 1988-90 |

**4**

| | |
|---|---|
| **Roberts, Jasmyne** | **2021-pres.** |
| Banks, Endia | 2019-21 |
| Bailey, Shaneese | 2016-18 |
| James, Lamese | 2004-06; 2007-09 |
| Oates, Rachel | 1998-99 |

**5**

| | |
|---|---|
| **Adams, Ahnay** | **2024-pres.** |
| Patrick, Jaida | 2023-2024 |
| Erjavec, Karla | 2022-23 |
| Gray, Mykea | 2017-22 |
| Greene, Nigia | 2014-17 |
| Drake, LaToya | 2007-09 |
| Dhahabu, Imani | 2003-05 |
| James, Sheila | 1998-02 |
| Oates, Rachel | 1997-98 |

**8**

| | |
|---|---|
| **Rogers, Darrione** | **2024-pres.** |

**10**

| | |
|---|---|
| Woods, Michelle | 2011-13; 2014-16 |
| Reid, Maurita | 2006-08 |
| McCormick, Yalonda | 2001-05 |
| *Blue, Octavia** | *1994-98* |
| Castaneda, Jessie | 1993-94 |
| Ruddell, Colleen | 1984-88 |

** - jersey retired (Feb. 25, 2016)*

**11**

| | |
|---|---|
| *Rivera, Maria** | *1984-88* |

** - jersey retired*

**12**

| | |
|---|---|
| Williams, Ja'Leah | 2021-2024 |
| Allen, Iggy | 2019-20 |
| Mortensen, Sarah | 2016-19 |
| Quevedo, Laura | 2014-15 |
| Saunders, Krystal | 2010-14 |
| Robinson, Heather | 1994-95 |
| Rilinger, Holly | 1992-93 |
| Harlow, Elaine | 1986-90 |
| McCarthy, Carolyn | 1981-83 |

**13**

| | |
|---|---|
| Dwyer, Lashae | 2021-2024 |
| Mason, Taylor | 2017-21 |
| Schwitter, Tara | 2013-14 |
| Shaw, hannah | 2009-10 |
| Graziani, Gina | 1996-00 |

**14**

| | |
|---|---|
| Cavinder, Haley | 2022-23, 2024-25 |
| Gony, Nyayongah | 2020-21 |
| Edwards, Aisha | 2014-15 |
| Clark, Charmaine | 2006-10 |
| Whigham, Yolanda | 2001-02 |
| Iacoboni, Tessa | 1995-98 |
| Tantillo, Mary | 1990-93 |
| Johnson, Christi | 1989-90 |
| Wade, Chris | 1986-87 |

**15**

| | |
|---|---|
| Cavinder, Hanna | 2022-23, 2024-25 |
| Huston, Jamir | 2018-21 |
| Petithomme, Neydja | 2016-18 |
| Sterling, Nicole | 2013-15 |
| Hobgood, Tyler | 2011-13 |
| Arsova, Vera | 2001-03 |
| Clark, Dalia | 1999-00 |
| Murray, Sheron | 1993-96 |
| Wilson, Della | 1990-93 |
| Feicht, Julie | 1988-89 |

**20**

| | |
|---|---|
| **Abies, Daniela** | **2024-pres.** |

**20**

| | |
|---|---|
| Marshall, Kelsey | 2017-22 |
| Hayes, Keyona | 2012-14; 2015-17 |
| Grimsley, Albrey | 2004-08 |
| Drury, Shannon | 1996-99 |
| Young, Tanya | 1991-95 |
| Hamilton, Sandra | 1985-86 |
| Pier, Juli | 1980-81; 1982-85 |

# HURRICANE JERSEY NUMBERS

Since 1980

| 21 | |
|---|---|
| **Marshall, Natalija** | **2024-pres.** |
| Stedman, Ally | 2023-2024 |
| Pendande, Lola | 2021-23 |
| Jackson, Brianna | 2019-21 |
| Hof, Emese | 2015-19 |
| Williams, Jassany | 2013-15 |
| Gardner, Stephanie | 2010-11 |
| Blair, Briyana | 2007-09 |
| Taylor, Renee | 2005-06 |
| Jansson, Sandra | 2004-05 |
| Papuga, Amanda | 1999-02 |
| Thomas, Desma | 1992-94; 1995-97 |
| McGraw, Toni | 1987-88 |
| Clayton, Nanci | 1985-86 |
| Bowles, Joani | 1983-85 |
| Taylor, Joyce | 1979-82 |

| 22 | |
|---|---|
| **Pelish, Simone** | **2024-pres.** |
| Okafor, Chiso | 2021-23 |
| Chang, Yasmeen | 2019-20 |
| Williams, Zada | 2015-17 |
| Sours, Ashley | 2008-09 |
| Phanord, Fallon | 2001-05 |
| Olson, Christine | 1992-96 |
| Armour, Merren | 1988-92 |
| Martin, Tania | 1985-87 |
| Harmony, Robin | 1980-84 |

| 23 | |
|---|---|
| Fraile Ruiz, Paula | 2020-22 |
| Ripley, Rebecca | 2018-19 |
| Motley, Adrienne | 2013-17 |
| Williams, Shanel | 2009-12 |
| Cunningham, LaToya | 2005-09 |
| Wilkins, Shaquana | 2000-04 |
| Hope, Kym | 1995-99 |
| McGarry, Ronnie | 1990-94 |
| Wood, Tanya | 1988-90 |
| Smith, Iris | 1984-86 |
| Harris, Gwen | 1980-84 |

| 24 | |
|---|---|
| Capers, Jessica | 2011-12 |
| Nando, Dona | 1997-01 |
| *Savage, Frances** | *1988-92* |
| Mullin, Annette | 1987-88 |
| Williams, Robin | 1985-87 |
| Lewman, Lori | 1983-85 |
| Hunter, Dana | 1979-83 |

* - *jersey retired*

| 25 | |
|---|---|
| Erjavec, Karla | 2020-22 |
| Prather, Khaila | 2014-17; 2018-19 |
| Capers, Jessica | 2012-13 |
| Sadler, Eboni | 2006-07 |
| Saake, Meghan | 1999-03 |
| Zaltz, Rinat | 1994-95 |
| Plowden, Vicki | 1990-93 |
| Edwards, Melissa | 1985-89 |
| Fulmore, Cordelia | 1983-85 |

| 30 | |
|---|---|
| Day-Wilson, Shayeann | 2023-24 |
| Davenport, Erykah | 2014-18 |
| Vasciunaite, Vitalija | 2007-09 |
| Eskinazi-Budge, Selena | 2004-06 |
| Wilson, Hutashi | 2000-04 |
| Williams, Toni | 1998-99 |
| Wagner, Nina | 1991-95 |
| Bullock, Chountelle | 1986-87 |
| Colville, Julie | 1985-86 |
| Lichtenwalner, Kristin | 1981-85 |

| 31 | |
|---|---|
| Keen, Macy | 2013-14 |
| Osei, Lee Anna | 2009-10 |
| Wimes, Cassaundra | 1994-96; 1997-99 |
| Thomasson, Erin | 1985-87 |
| Marshall, Debbie | 1980-85 |

| 32 | |
|---|---|
| Spearman, Lazaria | 2022-2024 |
| Mompremier, Beatrice | 2017-20 |
| Stroman, Morgan | 2009-13 |
| Woodson, Epiphany | 2007-09 |
| Denson, Brittany | 2005-07 |
| Watson, Veronica | 1992-94 |
| Farley, Margaret | 1989-90 |
| Bullock, Chountelle | 1987-88 |
| Brant, Regina | 1985-87 |
| Werb, Sue | 1984-85 |
| Erman, Lisa | 1981-83 |

| 33 | |
|---|---|
| Djaldi-Tabdi, Maeva | 2021-22 |
| Harden, Destiny | 2018-19 |
| McGuire, Suriya | 2011-15 |
| Barnes, Diane | 2007-10 |
| Curtis, Marianne | 2004-06 |
| Fowler, Kathryn | 1998-02 |
| Jones, Shay | 1992-93; 1994-96 |
| Bowers, Vicki | 1988-92 |
| Smiley, Toni | 1984-88 |
| Mapp, Donna | 1981-83 |

| 34 | |
|---|---|
| Bullock, Sylvia | 2008-12 |
| Hartlaub, Alicia | 1999-03 |
| Barnhart, Beth | 1995-99 |
| Mendoza, Yasmin | 1992-94 |
| Bullock, Chountelle | 1988-89 |
| Butler, Hope | 1984-88 |
| Poorman, Jill | 1979-82 |

| 35 | |
|---|---|
| Lattimore, Latasha | 2022-24 |
| Mbandu, Naomi | 2020-22 |
| Moncaleri, Chrissi | 1999-00 |
| Faulkner, Maureen | 1993-96 |

# HURRICANE JERSEY NUMBERS

Since 1980

| | |
|---|---|
| Kunczt, Belinda | 1989-91 |

**40**

| | |
|---|---|
| Wilson, Shawnice | 2011-13 |
| Hayek, Katie | 2002-06 |
| Harris, Carla | 1991-92 |
| Roos, Asa | 1987-88 |
| Wilson, Sylvia | 1979-82 |

**41**

| | |
|---|---|
| Osth, Camilla | 1997-01 |
| Johnson, Cheryl | 1993-94 |
| Harris, Carla | 1992-93 |
| Eyer, Sherri | 1988-92 |

**42**

| | |
|---|---|
| **Harmon, Leah** | **2024-pres.** |
| Johnson, Shenise | 2008-12 |
| Williams, Carla | 2006-08 |
| Jordan, Jennifer | 1994-96; 1997-99 |
| Hebert, Jeannie | 1988-92 |
| Smith, Ruth | 1987-88 |

**43**

| | |
|---|---|
| Maik, Galia | 1991-94 |
| Clayton, Nanci | 1988-89 |

**44**

| | |
|---|---|
| **Williams, Cameron** | **2024-pres.** |
| Oldacre, Kyla | 2022-2024 |
| Roby, Sydnee | 2019-21 |
| Hester, Kathryn | 2006-08 |
| Lilley, Jamie | 1996-97 |
| Young, Cami | 1992-94 |
| Clayton, Nanci | 1989-90 |

**45**

| | |
|---|---|
| Gatlin, Rikiah | 2008-09 |
| Bodley, Martha | 1998-02 |

**50**

| | |
|---|---|
| Brown, Maria | 2010-14 |
| Jones, JoJuana | 2004-05 |
| Presswood, Shannon | 2000-01 |
| Schmid, Kate | 1994-95 |

**51**

| | |
|---|---|
| Geldof, Serena-Lynn | 2016-18 |

**52**

| | |
|---|---|
| White, Christal | 1998-00 |

**53**

| | |
|---|---|
| Broussard, Chanivia | 2000-04 |
| Hines, Saritta | 1997-98 |
| Henne, Jill | 1993-97 |

**54**

| | |
|---|---|
| Archer, Selina | 2010-11 |
| Collinson, Carly | 1996-97 |

# RETIRED JERSEYS

## #2 TAMARA JAMES (2002-06)



***2003 Kodak/WBCA & AP Honorable Mention All-American***
***2003 Second Team All-BIG EAST***
***2003 BIG EAST All-Tournament Team***
***2004 Full Court Press Honorable Mention All-American***
***2004 First Team All-BIG EAST***
***2005 Kodak/WBCA & AP Honorable Mention All-American***
***2005 First Team All-ACC***
***2005 ACC All-Tournament Second Team***
***2006 WBNS Second Team All-American***
***2006 Full Court Press Third Team All-American***
***2006 First Team All-ACC***
***University of Miami Sports Hall of Fame***
***ACC Women's Basketball Legend***
***Three-time conference scoring champion***
***Miami's all-time leading scorer***
***Seventh in rebounding and steals at Miami***

From day one at the University of Miami, Tamara James made her mark as one of the top basketball players in program history. One of the country's most prolific players in her four collegiate seasons, James averaged 20.4 points per game and finished her career as Miami's all-time leading scorer with 2,406 points.

A standout guard at South Broward High School, James was ranked No. 14 in the nation by All-Star Girls Report in her senior season, during which she averaged 21.0 points and 11.0 rebounds per game. She was named the Florida State Player of the Year in 2002.

James was a McDonald's All-American, Fourth Team Parade All-American and Nike All-American in high school before choosing to attend the University of Miami, where she helped turn the program into one of the nation's best. She recorded one of the best freshman seasons in UM history, becoming the first freshman to lead the BIG EAST in scoring, with an average of 21.0 points per game. This total ranked her No. 12 nationally and was fourth-best in Miami history at the time. She scored double figures in 30 of 31 games played in the 2002-03 season.

Selected to the All-BIG EAST Preseason First Team, James' sophomore season continued in much the same fashion. She became the 17th Hurricane to reach 1,000 points, finishing the season ranked No. 14 in program history with 1,114. She scored a career-high 37 points in a win against Eastern Kentucky, and 22 points in 25 minutes in a win against Seton Hall. She earned All-BIG EAST First Team honors and was named BIG EAST Player of the Week twice on the season.

With Miami's move to the ACC in time for the 2004-2005 season, James became the second player in NCAA history to lead two major conferences in scoring. She led the Hurricanes in nearly every statistical category during her junior season, including field goals made (242), 3-point percentage (.328), rebounding (6.9 rpg) and minutes played (36.1 mpg), helping the Hurricanes to an NCAA Tournament berth.

In her senior season, James led the ACC in scoring with an average of 21.5 points per game and helped earn Miami a place in the 2006 WNIT. She passed UM Hall of Famer Maria Rivera's all-time scoring record when she netted 32 points against FIU. During James' career, the Hurricanes posted a 70-47 record.

James not only left UM with the most points in program history, but also as the leader in free throws made and free throws attempted, in addition to ranking in the top three all-time in nine different categories. She was the first-round draft pick of the WNBA's Washington Mystics in 2006 and has since played overseas for teams in Israel, Turkey and Spain. She was chosen as a member of the ACC Women's Basketball Legends Class of 2012.

# RETIRED JERSEYS

## #10 OCTAVIA BLUE (1994-98)

***1995 BIG EAST All-Freshman Team***
***1996 Second Team All-BIG EAST***
***1997 Second Team All-BIG EAST***
***1998 WBNS Third Team All-American***
***1998 Kodak/WBCA Honorable Mention All-American***
***1998 First Team All-BIG EAST***
***University of Miami Sports Hall of Fame***
***ACC Women's Basketball Legend***
***Miami's single-season 3-point percentage leader***
***Eighth in scoring at Miami***



The first player in University of Miami program history to be drafted by a WNBA team, Octavia Blue had an illustrious career as a Hurricane. She ended her tenure at UM ranking in the top six of numerous career statistical categories, including fourth in scoring with 1,724 points, a number that still ranks eighth all-time.

A native of Deerfield Beach, Fla., Blue matriculated to Miami after a stellar prep career at nearby Nova High School, where she was a two-time team captain. She averaged double figures all four seasons, including posting 28.2 points and 15.0 rebounds per game during a dominant senior season. That year, she received first team all-state and player of the year recognition from both the Miami Herald and the Sun Sentinel. Both papers named Blue, who notched 46 points in one high school game, second team all-state after a junior season in which she logged 26.4 points and 13.0 rebounds per game.

Blue made an impact right away at Miami, leading the Hurricanes in scoring (14.5 ppg), rebounding (7.2 rpg), minutes (29.8 mpg) and blocks (20) during her freshman campaign in 1994-95. In the first game of her career, Blue notched 24 points and nine rebounds against Fairfield. She followed that with a 28-point outing versus Florida Atlantic in her second-career contest. Following the season, Blue was selected to the BIG EAST All-Freshman Team.

In 1995-96, as a sophomore, Blue garnered the first of three straight All-BIG EAST honors. Starting all 27 contests, Blue scored in double figures 24 times and led Miami in scoring (16.0 ppg) for the second straight year. She also tallied a team-best five double-doubles and paced UM in field goal percentage (.488). Blue earned the first of four career BIG EAST Player of the Week honors during a season in which Miami tied for first in the BIG EAST 7 Division.

Blue was named a Third Team All-BIG EAST selection for the second season in a row as a junior in 1996-97. The skilled forward posted 13.4 points and 5.6 rebounds per contest and totaled a career-best 37 steals during the campaign.

Saving her best for last, Blue was dominant during her senior season in 1997-98. She became the second player in program history to garner first, second or third team All-America honors, earning WBNS Third Team All-America status. A Second Team All-BIG EAST pick and a Kodak/WBCA Honorable Mention All-American, Blue led Miami in scoring for the third time (19.2 ppg) and helped the Hurricanes to their fourth NCAA Tournament appearance. Her 40 points and 16 made field goals against Florida Atlantic were then the third-highest single-game marks by a UM player and it still stands tied for fourth. After attempting just three 3-pointers in her first three seasons, Blue posted the best single-season mark in program history (.453) in her last year.

Blue started 107 of 112 games during her career and three of contests she did not start were games she missed with an ankle injury as a freshman. Entering 2017-18, she has still has six career records in the top 10 on Miami's all-time list. In 2008, Blue was both inducted into the UM Sports Hall of Fame and tabbed as an ACC Women's Basketball Legend.

# RETIRED JERSEYS

## #11 MARIA RIVERA (1984-88)

***1984 WBBY Freshman All-American***
***1988 Kodak/WBCA Honorable Mention All-American***
***University of Miami Sports Hall of Fame***
***Miami's all-time leader in field goals made***
***Second in scoring and steals, sixth in assists at Miami***
***Only Hurricane to score 40-plus points in a game multiple times***




As one of the most electric scorers ever to step on the court and play at the University of Miami, Maria Rivera left her mark as a four-year standout with the Hurricanes. During her playing career from 1984-88, Rivera reached a level never before achieved at Miami and departed as the Hurricanes' record holder in several categories, including career points with 2,358.

Rivera came to Miami by way of Canovana, Puerto Rico, where, at just the age of 14, she was named the 1978 Player of the Year by the Puerto Rican Olympic Committee before going on to star on the Puerto Rican 1979 and 1983 Pan American Teams.

From day one she showed an unprecedented desire to achieve at UM. Speaking only Spanish, Rivera borrowed $2,000 dollars from a bank to enroll in an intense fast-paced English program to pass an English equivalency exam required to enroll at Miami, and just three months later she was on campus and playing for the Hurricanes.

Rivera averaged 18.7 points and 5.3 assists, leading the Hurricanes in scoring in 13-of-28 games in 1984-85, her first season at Miami. That season she showed what lay ahead on several occasions, including a school-record-setting performance against Lamar during which she hit 10-of-11 shots from the field and a 33-point outing against Florida. Following the conclusion of the regular season, she was named to the *Women's Basketball Yearbook* Freshman All-America Team.

The following season she stepped up her game, averaging 21.4 points, 4.4 rebounds and 3.3 assists. Her 21.4 points per game was the second-highest single-season average in UM history and her 579 points was the third-highest ever at Miami.

Rivera's junior season was highlighted by yet another impressive scoring output, averaging 20.9 points, which ranked third all-time at UM just behind her previous season's mark. That year was full of memorable achievements, including a then-career-high 38-point game in UM's opener against Monmouth, but none were more exciting than when she surpassed former Hurricane Sylvia Wilson to become Miami's all-time leading scorer.

In her senior campaign at Miami, Rivera turned in another memorable season. Needing 29 points to break former men's basketball legend Rick Barry's UM basketball record of 2,298 points, Rivera scored 30 points in the first half of a Feb. 25 contest with UCF en route to a then-school-record 41 points to become Miami's all-time leading scorer in both men's and women's basketball.

Upon finishing her career with the Hurricanes, Rivera left as the school record-holder in 16 separate categories—including points (2,358), scoring average (21.1 ppg), steals (382) and field goals made (891) and attempted (1,931) to firmly ensure her place as one of the greatest basketball players to ever play at Miami.

# RETIRED JERSEYS

## #24 FRANCES SAVAGE (1988-92)

***1990 WNIT All-Tournament Team***
***1991 AP Second Team All-American***
***1991 Kodak/WBCA Honorable Mention All-American***
***1992 Sports Illustrated Player of the Year***
***1992 Kodak/WBCA First Team All-American***
***1992 BIG EAST Player of the Year***
***1992 BIG EAST Tournament MVP***
***1992 First Team All-BIG EAST***
***1992 BIG EAST Most Improved Player***
***University of Miami Sports Hall of Fame***
***ACC Women's Basketball Legend***
***Iron Arrow Society***
***Third in rebounding, fourth in scoring at Miami***




Frances Savage is one of the best players to ever don a uniform at the University of Miami. During her four-year career from 1988-91 Savage etched her name throughout the UM record books. She left as the school's second all-time leading scorer with 2,184 points and still ranks first all-time with a career 23.2 scoring average—despite missing all but two games of the 1990-91 season.

The 12th child of a household of 13 children, the Fort Lauderdale, Fla., native averaged greater than 30 points per game during her senior season at Sunrise Piper High School and was named the Miami Herald's Broward Player of the Year in 1985 and 1987.

After drawing All-America honors as a high school standout, Savage chose to attend the University of Miami, but was forced to sit out her freshman season in 1987 while fulfilling academic requirements. Once her opportunity arose in 1988, Savage burst onto the scene, scoring 32 points in her collegiate debut versus Southwest Missouri State—the most points scored by a Miami player in her opening game. She would go on to start and score double figures in all 29 games of the 1988 season, averaging 22.4 points and 9.2 rebounds per game.

As a preseason All-America candidate, Savage's junior season picked up where the 1988 season left off, scoring double figures in all 31 games that season while leading the team in scoring (23.6 ppg), rebounding (9.5 rpg), steals (71), free throw percentage (.786) and field goal percentage (.540). In 1990, Savage opened her senior season with back-to-back 30-point outings, but was lost for the year with a torn ACL suffered in just the second game of the season.

Granted a fifth year of eligibility, in 1991, Savage returned to score 31 points in her first start against in-state rival Florida. She tied the then-school record with 41 points in Miami's win over Providence during the course of the Hurricanes' 30-game win streak.

Averaging 23.3 points and 10.6 rebounds per game, Savage helped lead the Hurricanes to the BIG EAST Championship title in only their first season in the conference and was named both the BIG EAST and Sports Illustrated Player of the Year, in addition to garnering Kodak/WBCA All-America honors.

At the end of her illustrious career, Savage ranked No. 10 in Division I history in scoring average (minimum 1,500 points) and her 23.2 mark stands at No. 20 all-time entering 2016-17.

Savage left Miami as one of the most decorated athletes in school history, holding nine Hurricane records, as well as finishing as the school's second all-time leading scorer. She has since been inducted into the UM Sports Hall of Fame and to UM's Iron Arrow Society—the highest honor bestowed on an individual by the university. Savage was Miami's inaugural ACC Women's Basketball Legend, earning the distinction in 2005.

# CAREER STATS: A-BAR

**JACAIRA ALLEN (2019-20)**

| YEAR | GP-GS | MPG | FGM-FGA | PCT | 3PM-3PA | PCT | FTM-FTA | PCT | REB-AVG | AST | BLK | STL | PTS-AVG |
|---|---|---|---|---|---|---|---|---|---|---|---|---|---|
| 2019-20 | 12-0 | 9.1 | 9-27 | .333 | 1-4 | .250 | 4-8 | .500 | 18-1.5 | 5 | 0 | 6 | 23-1.9 |
| TOTAL | 12-0 | 9.1 | 9-27 | .333 | 1-4 | .250 | 4-8 | .500 | 18-1.5 | 5 | 0 | 6 | 23-1.9 |

**SANDRA ANDERSON (1978-79)**

| YEAR | GP-GS | MPG | FGM-FGA | PCT | 3PM-3PA | PCT | FTM-FTA | PCT | REB-AVG | AST | BLK | STL | PTS-AVG |
|---|---|---|---|---|---|---|---|---|---|---|---|---|---|
| 1978-79 | | NO STATS AVAILABLE | | | | | NO STATS AVAILABLE | | | | | | |
| TOTAL | | | | NO STATS AVAILABLE | | | | | NO STATS AVAILABLE | | | | |

**SELINA ARCHER (2010-11)**

| YEAR | GP-GS | MPG | FGM-FGA | PCT | 3PM-3PA | PCT | FTM-FTA | PCT | REB-AVG | AST | BLK | STL | PTS-AVG |
|---|---|---|---|---|---|---|---|---|---|---|---|---|---|
| 2010-11 | 27-0 | 9.6 | 37-65 | .569 | 0-0 | .000 | 8-17 | .471 | 58-2.1 | 5 | 10 | 6 | 82-3.0 |
| TOTAL | 27-0 | 9.6 | 37-65 | .569 | 0-0 | .000 | 8-17 | .471 | 58-2.1 | 5 | 10 | 6 | 82-3.0 |

**MERREN ARMOUR (1988-92)**

| YEAR | GP-GS | MPG | FGM-FGA | PCT | 3PM-3PA | PCT | FTM-FTA | PCT | REB-AVG | AST | BLK | STL | PTS-AVG |
|---|---|---|---|---|---|---|---|---|---|---|---|---|---|
| 1988-89 | 28-0 | 10.0 | 17-55 | .309 | 0-4 | .000 | 10-21 | .476 | 23-0.8 | 20 | 0 | 7 | 44-1.6 |
| 1989-90 | 15-0 | 6.4 | 8-21 | .381 | 0-0 | .000 | 5-6 | .833 | 1-0.1 | 5 | 0 | 1 | 21-1.4 |
| 1990-91 | 26-1 | 11.7 | 34-79 | .430 | 0-2 | .000 | 12-17 | .706 | 35-1.3 | 31 | 0 | 6 | 80-3.1 |
| 1991-92 | 31-0 | 9.3 | 26-52 | .500 | 2-6 | .333 | 14-16 | .875 | 18-0.6 | 33 | 0 | 7 | 68-2.2 |
| TOTAL | 100-1 | 9.4 | 85-207 | .411 | 2-12 | .167 | 41-60 | .683 | 77-0.8 | 89 | 0 | 21 | 213-2.1 |

**AMY AUDIBERT (2003-07)**

| YEAR | GP-GS | MPG | FGM-FGA | PCT | 3PM-3PA | PCT | FTM-FTA | PCT | REB-AVG | AST | BLK | STL | PTS-AVG |
|---|---|---|---|---|---|---|---|---|---|---|---|---|---|
| 2003-04 | 9-0 | 3.7 | 4-15 | .267 | 0-0 | .000 | 2-6 | .333 | 11-1.2 | 2 | 0 | 0 | 10-1.1 |
| 2004-05 | 18-7 | 11.8 | 18-44 | .409 | 0-0 | .000 | 10-16 | .625 | 34-1.9 | 12 | 5 | 5 | 46-2.6 |
| 2005-06 | 24-0 | 8.8 | 7-23 | .304 | 0-0 | .000 | 6-11 | .545 | 30-1.3 | 6 | 7 | 4 | 20-0.8 |
| 2006-07 | 29-21 | 12.2 | 17-52 | .327 | 4-10 | .400 | 10-14 | .714 | 61-2.1 | 15 | 9 | 11 | 48-1.7 |
| TOTAL | 80-28 | 9.1 | 46-134 | .343 | 4-10 | .400 | 28-47 | .596 | 136-1.7 | 35 | 21 | 20 | 124-1.6 |

**VERA ARSOVA (2001-03)**

| YEAR | GP-GS | MPG | FGM-FGA | PCT | 3PM-3PA | PCT | FTM-FTA | PCT | REB-AVG | AST | BLK | STL | PTS-AVG |
|---|---|---|---|---|---|---|---|---|---|---|---|---|---|
| 2001-02 | | NO STATS AVAILABLE | | | | | NO STATS AVAILABLE | | | | | | |
| 2002-03 | 6-0 | 2.7 | 1-4 | .250 | 0-0 | .000 | 0-0 | .000 | 6-1.0 | 0 | 0 | 0 | 2-0.3 |
| TOTAL | | | | | | | | | | | | | |

**MARECION ATHANAS (1972-73)**

| YEAR | GP-GS | MPG | FGM-FGA | PCT | 3PM-3PA | PCT | FTM-FTA | PCT | REB-AVG | AST | BLK | STL | PTS-AVG |
|---|---|---|---|---|---|---|---|---|---|---|---|---|---|
| 1972-73 | | NO STATS AVAILABLE | | | | | NO STATS AVAILABLE | | | | | | |
| TOTAL | | | | NO STATS AVAILABLE | | | | | NO STATS AVAILABLE | | | | |

**SHANEESE BAILEY (2016-18)**

| YEAR | GP-GS | MPG | FGM-FGA | PCT | 3PM-3PA | PCT | FTM-FTA | PCT | REB-AVG | AST | BLK | STL | PTS-AVG |
|---|---|---|---|---|---|---|---|---|---|---|---|---|---|
| 2016-17 | 33-2 | 10.1 | 36-86 | .419 | 0-10 | .000 | 36-43 | .837 | 57-1.7 | 14 | 1 | 15 | 108-3.3 |
| 2017-18 | 30-17 | 21.3 | 74-167 | .443 | 5-26 | .192 | 69-93 | .742 | 105-3.5 | 29 | 5 | 23 | 222-7.4 |
| TOTAL | 63-19 | 15.4 | 110-253 | .435 | 5-36 | .139 | 105-136 | .772 | 162-2.6 | 43 | 6 | 38 | 330-5.2 |

**DEBBIE BAKER (1976-77)**

| YEAR | GP-GS | MPG | FGM-FGA | PCT | 3PM-3PA | PCT | FTM-FTA | PCT | REB-AVG | AST | BLK | STL | PTS-AVG |
|---|---|---|---|---|---|---|---|---|---|---|---|---|---|
| 1976-77 | | NO STATS AVAILABLE | | | | | NO STATS AVAILABLE | | | | | | |
| TOTAL | | | | NO STATS AVAILABLE | | | | | NO STATS AVAILABLE | | | | |

**ENDIA BANKS (2017-21)**

| YEAR | GP-GS | MPG | FGM-FGA | PCT | 3PM-3PA | PCT | FTM-FTA | PCT | REB-AVG | AST | BLK | STL | PTS-AVG |
|---|---|---|---|---|---|---|---|---|---|---|---|---|---|
| 2017-18 | 32-32 | 26.4 | 99-222 | .446 | 12-48 | .250 | 37-55 | .673 | 141-4.4 | 87 | 3 | 34 | 247-7.7 |
| 2018-19 | 34-14 | 21.4 | 51-144 | .354 | 14-46 | .304 | 14-23 | .609 | 120-3.5 | 74 | 3 | 18 | 130-3.8 |
| 2019-20 | 30-30 | 29.3 | 80-207 | .386 | 19-62 | .306 | 34-55 | .618 | 114-3.8 | 97 | 3 | 33 | 213-7.1 |
| 2020-21 | 22-16 | 30.2 | 87-202 | .431 | 17-56 | .304 | 25-42 | .595 | 100-4.5 | 69 | 0 | 21 | 216-9.8 |
| TOTAL | 118-92 | 26.4 | 317-775 | .409 | 62-212 | .292 | 110-175 | .629 | 475-4.0 | 327 | 9 | 106 | 806-6.8 |

**DIANE BARNES (2007-10)**

| YEAR | GP-GS | MPG | FGM-FGA | PCT | 3PM-3PA | PCT | FTM-FTA | PCT | REB-AVG | AST | BLK | STL | PTS-AVG |
|---|---|---|---|---|---|---|---|---|---|---|---|---|---|
| 2007-08 | 29-9 | 13.7 | 26-72 | .361 | 0-0 | .000 | 15-36 | .417 | 91-3.1 | 6 | 11 | 21 | 67-2.3 |
| 2008-09 | 26-11 | 17.2 | 59-117 | .504 | 0-1 | .000 | 33-61 | .541 | 99-3.8 | 12 | 9 | 22 | 151-5.8 |
| 2009-10 | 35-30 | 28.1 | 126-231 | .545 | 0-0 | .000 | 72-118 | .610 | 267-7.6 | 32 | 20 | 31 | 324-9.3 |
| TOTAL | 90-50 | 19.7 | 211-420 | .502 | 0-1 | .000 | 120-215 | .558 | 457-5.1 | 50 | 40 | 74 | 218-6.0 |

# CAREER STATS: BAR-BOL

**BETH BARNHART (1995-99)**

| YEAR | GP-GS | MPG | FGM-FGA | PCT | 3PM-3PA | PCT | FTM-FTA | PCT | REB-AVG | AST | BLK | STL | PTS-AVG |
|---|---|---|---|---|---|---|---|---|---|---|---|---|---|
| 1995-96 | 27-12 | 19.0 | 48-146 | .329 | 6-23 | .261 | 29-37 | .784 | 67-2.5 | 42 | 0 | 27 | 131-4.9 |
| 1996-97 | 29--- | --- | 48-166 | .289 | 8-33 | .242 | 30-51 | .588 | 77-2.7 | 52 | 3 | 32 | 134-4.6 |
| 1997-98 | 27-3 | 16.3 | 46-108 | .426 | 9-21 | .429 | 37-48 | .771 | 56-2.1 | 37 | 1 | 18 | 138-5.1 |
| 1998-99 | 28-27 | 29.8 | 76-215 | .353 | 14-55 | .255 | 51-72 | .708 | 88-3.1 | 72 | 3 | 43 | 217-7.8 |
| TOTAL | 111-42 | --- | 218-635 | .343 | 37-132 | .280 | 147-208 | .707 | 288-2.6 | 203 | 7 | 120 | 620-5.6 |

**KATHY BARNHART (1974-75)**

| YEAR | GP-GS | MPG | FGM-FGA | PCT | 3PM-3PA | PCT | FTM-FTA | PCT | REB-AVG | AST | BLK | STL | PTS-AVG |
|---|---|---|---|---|---|---|---|---|---|---|---|---|---|
| 1974-75 | | NO STATS AVAILABLE | | | | | NO STATS AVAILABLE | | | | | | |
| TOTAL | | | | NO STATS AVAILABLE | | | | NO STATS AVAILABLE | | | | | |

**MARCI BELL (1975-77)**

| YEAR | GP-GS | MPG | FGM-FGA | PCT | 3PM-3PA | PCT | FTM-FTA | PCT | REB-AVG | AST | BLK | STL | PTS-AVG |
|---|---|---|---|---|---|---|---|---|---|---|---|---|---|
| 1975-76 | | NO STATS AVAILABLE | | | | | NO STATS AVAILABLE | | | | | | |
| 1976-77 | | | | NO STATS AVAILABLE | | | | | NO STATS AVAILABLE | | | | |
| TOTAL | | NO STATS AVAILABLE | | | | | NO STATS AVAILABLE | | | | | | |

**PAT BENTOSKI (1979-80)**

| YEAR | GP-GS | MPG | FGM-FGA | PCT | 3PM-3PA | PCT | FTM-FTA | PCT | REB-AVG | AST | BLK | STL | PTS-AVG |
|---|---|---|---|---|---|---|---|---|---|---|---|---|---|
| 1979-80 | 34-26 | --- | 112-239 | .469 | --- | --- | 37-55 | .673 | 57-1.7 | 130 | 5 | 98 | 261-7.7 |
| TOTAL | 34-26 | --- | 112-239 | .469 | --- | --- | 37-55 | .673 | 57-1.7 | 130 | 5 | 98 | 261-7.7 |

**SHARON BJORK (1975-76)**

| YEAR | GP-GS | MPG | FGM-FGA | PCT | 3PM-3PA | PCT | FTM-FTA | PCT | REB-AVG | AST | BLK | STL | PTS-AVG |
|---|---|---|---|---|---|---|---|---|---|---|---|---|---|
| 1975-76 | | NO STATS AVAILABLE | | | | | NO STATS AVAILABLE | | | | | | |
| TOTAL | | | | NO STATS AVAILABLE | | | | | NO STATS AVAILABLE | | | | |

**BRIYANA BLAIR (2007-09)**

| YEAR | GP-GS | MPG | FGM-FGA | PCT | 3PM-3PA | PCT | FTM-FTA | PCT | REB-AVG | AST | BLK | STL | PTS-AVG |
|---|---|---|---|---|---|---|---|---|---|---|---|---|---|
| 2007-08 | 21-0 | 8.1 | 16-40 | .400 | 2-7 | .286 | 7-13 | .538 | 22-1.0 | 14 | 0 | 11 | 41-2.0 |
| 2008-09 | 28-5 | 10.4 | 29-83 | .349 | 3-22 | .136 | 11-29 | .379 | 49-1.8 | 21 | 6 | 20 | 72-2.6 |
| TOTAL | 49-5 | 9.3 | 45-123 | .366 | 5-29 | .172 | 18-42 | .429 | 71-1.4 | 35 | 6 | 31 | 113-2.3 |

**GAILYN BLOUNT (1972-75)**

| YEAR | GP-GS | MPG | FGM-FGA | PCT | 3PM-3PA | PCT | FTM-FTA | PCT | REB-AVG | AST | BLK | STL | PTS-AVG |
|---|---|---|---|---|---|---|---|---|---|---|---|---|---|
| 1972-73 | | NO STATS AVAILABLE | | | | | NO STATS AVAILABLE | | | | | | |
| 1973-74 | | | | NO STATS AVAILABLE | | | | | NO STATS AVAILABLE | | | | |
| 1974-75 | | NO STATS AVAILABLE | | | | | NO STATS AVAILABLE | | | | | | |
| TOTAL | | | | NO STATS AVAILABLE | | | | | NO STATS AVAILABLE | | | | |

**OCTAVIA BLUE (1994-98)**

| YEAR | GP-GS | MPG | FGM-FGA | PCT | 3PM-3PA | PCT | FTM-FTA | PCT | REB-AVG | AST | BLK | STL | PTS-AVG |
|---|---|---|---|---|---|---|---|---|---|---|---|---|---|
| 1994-95 | 24-23 | 29.8 | 127-329 | .386 | 0-2 | .000 | 94-144 | .653 | 172-7.2 | 14 | 20 | 32 | 348-14.5 |
| 1995-96 | 27-27 | 29.2 | 178-365 | .488 | 0-0 | .000 | 76-134 | .567 | 174-6.4 | 26 | 5 | 35 | 432-16.0 |
| 1996-97 | 29-28 | | 161-382 | .421 | 0-1 | .000 | 66-102 | .647 | 162-5.6 | 15 | 5 | 37 | 388-13.4 |
| 1997-98 | 29-29 | 33.1 | 205-448 | .458 | 24-53 | .453 | 122-169 | .722 | 164-5.7 | 23 | 8 | 35 | 556-19.2 |
| TOTAL | 109-107 | | 671-1524 | .440 | 24-56 | .429 | 358-549 | .652 | 672-6.2 | 78 | 38 | 139 | 1,724-15.8 |

**MARTHA BODLEY (1998-02)**

| YEAR | GP-GS | MPG | FGM-FGA | PCT | 3PM-3PA | PCT | FTM-FTA | PCT | REB-AVG | AST | BLK | STL | PTS-AVG |
|---|---|---|---|---|---|---|---|---|---|---|---|---|---|
| 1998-99 | 13-0 | 6.6 | 10-21 | .476 | 0-0 | .000 | 12-24 | .500 | 35-2.7 | 1 | 8 | 0 | 32-2.5 |
| 1999-00 | 10-0 | 5.4 | 3-10 | .300 | 0-0 | .000 | 1-4 | .250 | 11-1.1 | 0 | 6 | 0 | 7 -0.7 |
| 2000-01 | 18-0 | 4.5 | 15-31 | .484 | 0-0 | .000 | 4-10 | .400 | 22-1.2 | 2 | 6 | 2 | 34-1.9 |
| 2001-02 | | | NO STATS AVAILABLE | | | | | NO STATS AVAILABLE | | | | | |
| TOTAL | | | | | | | | | | | | | |

**WENDY BOLTON (1972-73)**

| YEAR | GP-GS | MPG | FGM-FGA | PCT | 3PM-3PA | PCT | FTM-FTA | PCT | REB-AVG | AST | BLK | STL | PTS-AVG |
|---|---|---|---|---|---|---|---|---|---|---|---|---|---|
| 1972-73 | | | NO STATS AVAILABLE | | | | NO STATS AVAILABLE | | | | | | |
| TOTAL | | | | | NO STATS AVAILABLE | | | | NO STATS AVAILABLE | | | | |

# CAREER STATS: BOW-CAF

### VICKI BOWERS (1988-92)

| YEAR | GP-GS | MPG | FGM-FGA | PCT | 3PM-3PA | PCT | FTM-FTA | PCT | REB-AVG | AST | BLK | STL | PTS-AVG |
|---|---|---|---|---|---|---|---|---|---|---|---|---|---|
| 1988-89 | 7-0 | 4.6 | 4-12 | .333 | 0-0 | .000 | 0-1 | .000 | 6-0.9 | 0 | 0 | 1 | 8-1.1 |
| 1989-90 | 12-0 | 3.3 | 2-8 | .250 | 0-0 | .000 | 1-3 | .333 | 12-1.0 | 1 | 0 | 1 | 5-0.4 |
| 1990-91 | 8-0 | 1.3 | 1-4 | .250 | 0-0 | .000 | 0-0 | .000 | 3-0.4 | 0 | 0 | 0 | 2-0.3 |
| 1991-92 | 12-0 | 3.3 | 1-8 | .125 | 0-0 | .000 | 0-1 | .000 | 6-0.5 | 0 | 0 | 0 | 2-0.2 |
| TOTAL | 39-0 | 2.9 | 8-32 | .250 | 0-0 | .000 | 1-5 | .200 | 27-0.7 | 1 | 0 | 2 | 17-0.4 |

### PAT BOWIE (1978-79)

| YEAR | GP-GS | MPG | FGM-FGA | PCT | 3PM-3PA | PCT | FTM-FTA | PCT | REB-AVG | AST | BLK | STL | PTS-AVG |
|---|---|---|---|---|---|---|---|---|---|---|---|---|---|
| 1978-79 | | NO STATS AVAILABLE | | | | | NO STATS AVAILABLE | | | | | | |
| TOTAL | | | | NO STATS AVAILABLE | | | | | NO STATS AVAILABLE | | | | |

### JOANI BOWLES (1983-85)

| YEAR | GP-GS | MPG | FGM-FGA | PCT | 3PM-3PA | PCT | FTM-FTA | PCT | REB-AVG | AST | BLK | STL | PTS-AVG |
|---|---|---|---|---|---|---|---|---|---|---|---|---|---|
| 1983-84 | 31-31 | --- | 215-433 | .497 | --- | --- | 76-123 | .618 | 261-8.4 | 38 | 45 | 82 | 506-16.3 |
| 1984-85 | 17-14 | --- | 59-106 | .557 | --- | --- | 20-31 | .645 | 77-4.5 | 9 | 18 | 12 | 138-8.1 |
| TOTAL | 48-45 | --- | 274-539 | .508 | --- | --- | 96-154 | .623 | 338-7.0 | 47 | 63 | 94 | 644-13.4 |

### REGINA BRANT (1985-87)

| YEAR | GP-GS | MPG | FGM-FGA | PCT | 3PM-3PA | PCT | FTM-FTA | PCT | REB-AVG | AST | BLK | STL | PTS-AVG |
|---|---|---|---|---|---|---|---|---|---|---|---|---|---|
| 1985-86 | 16-2 | 6.6 | 13-39 | .333 | --- | --- | 3-7 | .429 | 28-1.8 | 0 | 3 | 1 | 29-1.8 |
| 1986-87 | 21-0 | 9.0 | 12-50 | .240 | --- | --- | 2-6 | .333 | 49-2.3 | 2 | 5 | 7 | 26-1.2 |
| TOTAL | 37-2 | 7.8 | 25-89 | .281 | --- | --- | 5-13 | .384 | 77-2.1 | 2 | 8 | 8 | 55-1.5 |

### CHANIVIA BROUSSARD (2000-04)

| YEAR | GP-GS | MPG | FGM-FGA | PCT | 3PM-3PA | PCT | FTM-FTA | PCT | REB-AVG | AST | BLK | STL | PTS-AVG |
|---|---|---|---|---|---|---|---|---|---|---|---|---|---|
| 2000-01 | 27-22 | 21.9 | 158-369 | .428 | 4-15 | .267 | 36-74 | .486 | 152-25.6 | 22 | 32 | 46 | 356-13.2 |
| 2001-02 | 29-20 | | 173-407 | .425 | 13-51 | .255 | 54-85 | .635 | 124-4.3 | 27 | 35 | 57 | 413-14.2 |
| 2002-03 | 29-5 | 16.9 | 115-263 | .437 | 8-31 | .258 | 35-69 | .507 | 126-4.3 | 31 | 32 | 35 | 273-9.4 |
| 2003-04 | 29-28 | 28.9 | 175-359 | .487 | 3-15 | .200 | 87-127 | .685 | 181-6.2 | 48 | 33 | 64 | 440-15.2 |
| TOTAL | 114-75 | | 621-1398 | .444 | 28-112 | .250 | 212-355 | .597 | 583-5.1 | 128 | 132 | 202 | 1,482-13.0 |

### MARIA BROWN (2010-14)

| YEAR | GP-GS | MPG | FGM-FGA | PCT | 3PM-3PA | PCT | FTM-FTA | PCT | REB-AVG | AST | BLK | STL | PTS-AVG |
|---|---|---|---|---|---|---|---|---|---|---|---|---|---|
| 2010-11 | 33-0 | 13.4 | 32-75 | .427 | 0-0 | .000 | 24-42 | .571 | 76-2.3 | 13 | 15 | 12 | 88-2.7 |
| 2011-12 | 32-0 | 13.0 | 33-94 | .351 | 0-2 | .000 | 15-36 | .417 | 93-2.9 | 13 | 5 | 15 | 81-2.5 |
| 2012-13 | 32-3 | 13.9 | 33-90 | .367 | 0-1 | .000 | 16-18 | .889 | 100-3.1 | 21 | 9 | 14 | 82-2.6 |
| 2013-14 | 31-22 | 21.9 | 70-180 | .389 | 0-3 | .000 | 39-62 | .629 | 154-5.0 | 33 | 17 | 27 | 179-5.8 |
| TOTAL | 128-25 | 15.5 | 168-439 | .383 | 0-6 | .000 | 94-158 | .595 | 423-3.3 | 80 | 46 | 68 | 430-3.4 |

### CHOUNTELLE BULLOCK (1986-89)

| YEAR | GP-GS | MPG | FGM-FGA | PCT | 3PM-3PA | PCT | FTM-FTA | PCT | REB-AVG | AST | BLK | STL | PTS-AVG |
|---|---|---|---|---|---|---|---|---|---|---|---|---|---|
| 1986-87 | | DNP | | DNP | | DNP | | DNP | | DNP | | DNP | |
| 1987-88 | 27-15 | 23.7 | 93-222 | .419 | 0-0 | .000 | 67-103 | .650 | 183-6.8 | 40 | 11 | 24 | 253-9.4 |
| 1988-89 | 15-2 | 23.7 | 50-118 | .424 | 0-0 | .000 | 22-36 | .611 | 119-7.9 | 15 | 13 | 11 | 122-8.1 |
| TOTAL | 42-17 | 23.7 | 143-340 | .421 | 0-0 | .000 | 89-139 | .640 | 302-7.2 | 55 | 24 | 35 | 375-8.9 |

### SYLVIA BULLOCK (2008-12)

| YEAR | GP-GS | MPG | FGM-FGA | PCT | 3PM-3PA | PCT | FTM-FTA | PCT | REB-AVG | AST | BLK | STL | PTS-AVG |
|---|---|---|---|---|---|---|---|---|---|---|---|---|---|
| 2008-09 | 28-5 | 11.5 | 28-72 | .389 | 0-0 | .000 | 16-37 | .432 | 67-2.4 | 10 | 12 | 20 | 72-2.6 |
| 2009-10 | 36-21 | 21.4 | 44-121 | .364 | 0-0 | .000 | 34-80 | .425 | 146-4.1 | 22 | 35 | 34 | 122-3.4 |
| 2010-11 | 33-33 | 26.9 | 52-97 | .536 | 0-0 | .000 | 36-90 | .400 | 132-4.0 | 42 | 29 | 33 | 140-4.2 |
| 2011-12 | 32-32 | 23.9 | 48-103 | .466 | 0-0 | .000 | 35-69 | .507 | 139-4.3 | 36 | 44 | 23 | 131-4.1 |
| TOTAL | 129-91 | 20.9 | 172-393 | .438 | 0-0 | .000 | 121-276 | .438 | 417-3.8 | 110 | 120 | 110 | 465-3.6 |

### HOPE BUTLER (1984-88)

| YEAR | GP-GS | MPG | FGM-FGA | PCT | 3PM-3PA | PCT | FTM-FTA | PCT | REB-AVG | AST | BLK | STL | PTS-AVG |
|---|---|---|---|---|---|---|---|---|---|---|---|---|---|
| 1984-85 | 17-0 | — | 19-40 | .475 | — | — | 22-35 | .629 | 64-3.8 | 9 | 1 | 14 | 60-3.5 |
| 1985-86 | 27-24 | 28.8 | 106-227 | .467 | — | — | 27-48 | .563 | 148-5.5 | 30 | 4 | 43 | 239-8.9 |
| 1986-87 | 30-30 | 35.3 | 211-421 | .501 | — | — | 77-125 | .616 | 266-8.9 | 36 | 2 | 82 | 499-16.6 |
| 1987-88 | 27-25 | 31.3 | 145-273 | .531 | 0-1 | .000 | 69-98 | .704 | 216-8.0 | 49 | 2 | 51 | 359-13.3 |
| TOTAL | 101-79 | | 481-961 | .501 | 0-1 | .000 | 195-306 | .637 | 694-6.9 | 124 | 9 | 190 | 1,157-11.5 |

### CHANDRA CAFFEY (1976-78)

| YEAR | GP-GS | MPG | FGM-FGA | PCT | 3PM-3PA | PCT | FTM-FTA | PCT | REB-AVG | AST | BLK | STL | PTS-AVG |
|---|---|---|---|---|---|---|---|---|---|---|---|---|---|
| 1976-77 | | NO STATS AVAILABLE | | | | | NO STATS AVAILABLE | | | | | | |
| 1977-78 | | | | NO STATS AVAILABLE | | | | | NO STATS AVAILABLE | | | | |
| TOTAL | | NO STATS AVAILABLE | | | | | NO STATS AVAILABLE | | | | | | |

# CAREER STATS: CAP-CLE

**JESSICA CAPERS (2011-13)**

| YEAR | GP-GS | MPG | FGM-FGA | PCT | 3PM-3PA | PCT | FTM-FTA | PCT | REB-AVG | AST | BLK | STL | PTS-AVG |
|---|---|---|---|---|---|---|---|---|---|---|---|---|---|
| 2011-12 | 20-0 | 7.4 | 15-34 | .441 | 0-0 | .000 | 4-14 | .286 | 47-2.4 | 3 | 4 | 8 | 34-1.7 |
| 2012-13 | 17-0 | 6.3 | 7-18 | .389 | 0-0 | .000 | 4-9 | .444 | 25-1.5 | 1 | 2 | 6 | 18-1.1 |
| TOTAL | 37-0 | 6.9 | 22-52 | .423 | 0-0 | .000 | 8-23 | .348 | 72-1.9 | 4 | 6 | 14 | 52-1.4 |

**JESSIE CASTANEDA (1993-94)**

| YEAR | GP-GS | MPG | FGM-FGA | PCT | 3PM-3PA | PCT | FTM-FTA | PCT | REB-AVG | AST | BLK | STL | PTS-AVG |
|---|---|---|---|---|---|---|---|---|---|---|---|---|---|
| 1993-94 | 27-3 | 14.5 | 28-104 | .269 | 8-36 | .222 | 9-15 | .600 | 38-1.4 | 32 | 0 | 22 | 73-2.7 |
| TOTAL | 27-3 | 14.5 | 28-104 | .269 | 8-36 | .222 | 9-15 | .600 | 38-1.4 | 32 | 0 | 22 | 73-2.7 |

**BARBARA CASTINEIRA (1976-80)**

| YEAR | GP-GS | MPG | FGM-FGA | PCT | 3PM-3PA | PCT | FTM-FTA | PCT | REB-AVG | AST | BLK | STL | PTS-AVG |
|---|---|---|---|---|---|---|---|---|---|---|---|---|---|
| 1976-77 | | NO STATS AVAILABLE | | | | | NO STATS AVAILABLE | | | | | | |
| 1977-78 | | | | NO STATS AVAILABLE | | | | | NO STATS AVAILABLE | | | | |
| 1978-79 | | NO STATS AVAILABLE | | | | | NO STATS AVAILABLE | | | | | | |
| 1979-80 | 28-14 | --- | 47-116 | .405 | --- | --- | 11-22 | .500 | 35-1.3 | 30 | 5 | 29 | 105-3.8 |
| TOTAL | | | | | | | | | | | | | |

**HALEY CAVINDER (2022-23)**

| YEAR | GP-GS | MPG | FGM-FGA | PCT | 3PM-3PA | PCT | FTM-FTA | PCT | REB-AVG | AST | BLK | STL | PTS-AVG |
|---|---|---|---|---|---|---|---|---|---|---|---|---|---|
| 2022-23 | 35-35 | 30.9 | 148-364 | .407 | 65-161 | .404 | 65-74 | .878 | 171-4.9 | 86 | 3 | 26 | 426-12.2 |
| TOTAL | 35-35 | 30.9 | 148-364 | .407 | 65-161 | .404 | 65-74 | .878 | 171-4.9 | 86 | 3 | 26 | 426-12.2 |

**HANNA CAVINDER (2022-23)**

| YEAR | GP-GS | MPG | FGM-FGA | PCT | 3PM-3PA | PCT | FTM-FTA | PCT | REB-AVG | AST | BLK | STL | PTS-AVG |
|---|---|---|---|---|---|---|---|---|---|---|---|---|---|
| 2022-23 | 34-0 | 16.7 | 43-117 | .368 | 23-75 | .307 | 19-23 | .826 | 45-1.3 | 55 | 0 | 19 | 128-3.8 |
| TOTAL | 34-0 | 16.7 | 43-117 | .368 | 23-75 | .307 | 19-23 | .826 | 45-1.3 | 55 | 0 | 19 | 128-3.8 |

**YASMEEN CHANG (2019-PRES.)**

| YEAR | GP-GS | MPG | FGM-FGA | PCT | 3PM-3PA | PCT | FTM-FTA | PCT | REB-AVG | AST | BLK | STL | PTS-AVG |
|---|---|---|---|---|---|---|---|---|---|---|---|---|---|
| 2019-20 | 18-0 | 7.0 | 9-40 | .225 | 1-7 | .143 | 7-11 | .636 | 16-0.9 | 7 | 1 | 9 | 26-1.4 |
| TOTAL | 18-0 | 7.0 | 9-40 | .225 | 1-7 | .143 | 7-11 | .636 | 16-0.9 | 7 | 1 | 9 | 26-1.4 |

**ANN CHIARELLI (1972-73)**

| YEAR | GP-GS | MPG | FGM-FGA | PCT | 3PM-3PA | PCT | FTM-FTA | PCT | REB-AVG | AST | BLK | STL | PTS-AVG |
|---|---|---|---|---|---|---|---|---|---|---|---|---|---|
| 1972-73 | | NO STATS AVAILABLE | | | | | NO STATS AVAILABLE | | | | | | |
| TOTAL | | | | NO STATS AVAILABLE | | | | | NO STATS AVAILABLE | | | | |

**CHARMAINE CLARK (2006-10)**

| YEAR | GP-GS | MPG | FGM-FGA | PCT | 3PM-3PA | PCT | FTM-FTA | PCT | REB-AVG | AST | BLK | STL | PTS-AVG |
|---|---|---|---|---|---|---|---|---|---|---|---|---|---|
| 2006-07 | 30-20 | 27.9 | 75-218 | .344 | 11-42 | .262 | 55-95 | .579 | 146-4.9 | 32 | 14 | 23 | 216-7.2 |
| 2007-08 | 29-19 | 21.2 | 61-167 | .365 | 6-29 | .207 | 42-66 | .636 | 98-3.4 | 26 | 18 | 18 | 170-5.9 |
| 2008-09 | 30-28 | 25.1 | 76-177 | .429 | 2-7 | .286 | 27-51 | .529 | 123-4.1 | 81 | 26 | 27 | 181-6.0 |
| 2009-10 | 35-30 | 29.4 | 92-268 | .343 | 16-63 | .254 | 40-61 | .656 | 144-4.1 | 104 | 15 | 40 | 240-6.9 |
| TOTAL | 124-97 | 25.9 | 304-830 | .366 | 35-141 | .248 | 164-273 | .600 | 511-4.1 | 243 | 73 | 118 | 807-6.5 |

**DALIA CLARK (1999-01)**

| YEAR | GP-GS | MPG | FGM-FGA | PCT | 3PM-3PA | PCT | FTM-FTA | PCT | REB-AVG | AST | BLK | STL | PTS-AVG |
|---|---|---|---|---|---|---|---|---|---|---|---|---|---|
| 1999-00 | 15-0 | 12.0 | 25-71 | .352 | 4-17 | .235 | 12-20 | .600 | 53-3.5 | 9 | 5 | 13 | 66-4.4 |
| 2000-01 | 28-17 | 23.0 | 99-219 | .452 | 7-27 | .259 | 27-53 | .509 | 179-6.4 | 73 | 12 | 59 | 232-8.3 |
| TOTAL | 43-17 | 17.5 | 124-290 | .428 | 11-44 | .250 | 39-73 | .534 | 232-5.4 | 82 | 17 | 72 | 298-6.9 |

**NANCI CLAYTON (1985-90)**

| YEAR | GP-GS | MPG | FGM-FGA | PCT | 3PM-3PA | PCT | FTM-FTA | PCT | REB-AVG | AST | BLK | STL | PTS-AVG |
|---|---|---|---|---|---|---|---|---|---|---|---|---|---|
| 1985-86 | 24-3 | 12.5 | 25-80 | .313 | --- | --- | 9-20 | .450 | 86-3.6 | 5 | 5 | 27 | 59-2.5 |
| 1986-87 | 5-5 | 33.2 | 22-55 | .400 | --- | --- | 12-16 | .750 | 28-5.6 | 2 | 1 | 12 | 56-11.2 |
| 1987-88 | DNP | | | | | | | | | | | | |
| 1988-89 | 29-24 | 19.9 | 73-141 | .518 | 0-0 | .000 | 44-75 | .587 | 123-4.2 | 15 | 5 | 26 | 190-6.6 |
| 1989-90 | 31-31 | 28.8 | 96-189 | .508 | 0-0 | .000 | 37-57 | .649 | 208-6.7 | 18 | 11 | 43 | 229-7.4 |
| TOTAL | 89-63 | 23.6 | 216-465 | .465 | 0-0 | .000 | 102-168 | .607 | 445-5.0 | 40 | 22 | 108 | 534-6.0 |

**JEANNINE CLEMENT (1973-74)**

| YEAR | GP-GS | MPG | FGM-FGA | PCT | 3PM-3PA | PCT | FTM-FTA | PCT | REB-AVG | AST | BLK | STL | PTS-AVG |
|---|---|---|---|---|---|---|---|---|---|---|---|---|---|
| 1973-74 | | NO STATS AVAILABLE | | | | | NO STATS AVAILABLE | | | | | | |
| TOTAL | | | | NO STATS AVAILABLE | | | | | NO STATS AVAILABLE | | | | |

# CAREER STATS: COL-DJA

**CARLY COLLINSON (1996-97)**

| YEAR | GP-GS | MPG | FGM-FGA | PCT | 3PM-3PA | PCT | FTM-FTA | PCT | REB-AVG | AST | BLK | STL | PTS-AVG |
|---|---|---|---|---|---|---|---|---|---|---|---|---|---|
| 1996-97 | 28-N/A | N/A | 30-60 | .500 | 0-0 | .000 | 9-17 | .529 | 50-1.8 | 2 | 15 | 4 | 69-2.5 |
| TOTAL | 28-N/A | N/A | 30-60 | .500 | 0-0 | .000 | 9-17 | .529 | 50-1.8 | 2 | 15 | 4 | 69-2.5 |

**JULIE COLVILLE (1985-86)**

| YEAR | GP-GS | MPG | FGM-FGA | PCT | 3PM-3PA | PCT | FTM-FTA | PCT | REB-AVG | AST | BLK | STL | PTS-AVG |
|---|---|---|---|---|---|---|---|---|---|---|---|---|---|
| 1985-86 | 25-2 | 7.6 | 17-38 | .447 | --- | --- | 5-8 | .625 | 30-1.2 | 3 | 8 | 5 | 39-1.6 |
| TOTAL | 25-2 | 7.6 | 17-38 | .447 | --- | --- | 5-8 | .625 | 30-1.2 | 3 | 8 | 5 | 39-1.6 |

**LAURA CORNELIUS (2015-17; 2018-19)**

| YEAR | GP-GS | MPG | FGM-FGA | PCT | 3PM-3PA | PCT | FTM-FTA | PCT | REB-AVG | AST | BLK | STL | PTS-AVG |
|---|---|---|---|---|---|---|---|---|---|---|---|---|---|
| 2015-16 | 33-0 | 22.4 | 66-167 | .395 | 47-111 | .423 | 8-10 | .800 | 67-2.0 | 84 | 1 | 23 | 187-5.7 |
| 2016-17 | 31-6 | 25.8 | 87-215 | .405 | 44-118 | .373 | 31-41 | .756 | 102-3.3 | 88 | 0 | 38 | 249-8.0 |
| 2017-18 | | DNP | | DNP | | DNP | | DNP | | DNP | | DNP | |
| 2018-19 | 34-34 | 31.0 | 109-258 | .422 | 52-137 | .380 | 75-88 | .852 | 117-3.4 | 141 | 3 | 38 | 345-10.1 |
| TOTAL | 98-40 | 26.4 | 262-640 | .409 | 143-366 | .391 | 114-139 | .820 | 286-2.9 | 313 | 4 | 99 | 781-8.0 |

**LATOYA CUNNINGHAM (2005-09)**

| YEAR | GP-GS | MPG | FGM-FGA | PCT | 3PM-3PA | PCT | FTM-FTA | PCT | REB-AVG | AST | BLK | STL | PTS-AVG |
|---|---|---|---|---|---|---|---|---|---|---|---|---|---|
| 2005-06 | 30-1 | 22.9 | 47-147 | .320 | 23-89 | .258 | 15-25 | .600 | 63-2.1 | 51 | 0 | 15 | 132-4.4 |
| 2006-07 | 30-3 | 24.9 | 47-158 | .297 | 24-93 | .258 | 16-21 | .762 | 94-3.1 | 60 | 3 | 14 | 134-4.5 |
| 2007-08 | 30-15 | 38.7 | 76-235 | .323 | 43-151 | .285 | 7-13 | .538 | 66-2.2 | 74 | 1 | 36 | 202-6.7 |
| 2008-09 | 29-25 | 30.2 | 86-228 | .377 | 50-140 | .357 | 17-28 | .607 | 72-2.5 | 89 | 0 | 30 | 239-8.2 |
| TOTAL | 119-43 | 29.2 | 256-768 | .333 | 140-473 | .296 | 55-87 | .632 | 295-2.5 | 274 | 4 | 95 | 707-5.9 |

**MARIANNE CURTIS (2004-06)**

| YEAR | GP-GS | MPG | FGM-FGA | PCT | 3PM-3PA | PCT | FTM-FTA | PCT | REB-AVG | AST | BLK | STL | PTS-AVG |
|---|---|---|---|---|---|---|---|---|---|---|---|---|---|
| 2004-05 | 24-2 | 7.4 | 4-31 | .129 | 2-3 | .667 | 9-11 | .818 | 14-0.6 | 12 | 0 | 8 | 19-0.8 |
| 2005-06 | DNP | | DNP | | DNP | | DNP | | DNP | | DNP | | |
| TOTAL | 24-2 | 7.4 | 4-31 | .129 | 2-3 | .667 | 9-11 | .818 | 14-0.6 | 12 | 0 | 8 | 19-0.8 |

**ERYKAH DAVENPORT (2014-18)**

| YEAR | GP-GS | MPG | FGM-FGA | PCT | 3PM-3PA | PCT | FTM-FTA | PCT | REB-AVG | AST | BLK | STL | PTS-AVG |
|---|---|---|---|---|---|---|---|---|---|---|---|---|---|
| 2014-15 | 33-0 | 12.4 | 50-114 | .439 | 0-0 | .000 | 16-37 | .432 | 121-3.7 | 4 | 18 | 21 | 116-3.5 |
| 2015-16 | 33-21 | 17.9 | 83-162 | .512 | 0-1 | .000 | 37-72 | .514 | 172-5.2 | 14 | 25 | 31 | 203-6.2 |
| 2016-17 | 33-30 | 18.5 | 95-168 | .565 | 0-0 | .000 | 33-60 | .550 | 162-4.9 | 13 | 23 | 45 | 223-6.8 |
| 2017-18 | 31-31 | 25.8 | 152-277 | .549 | 0-0 | .000 | 85-129 | .659 | 267-8.6 | 30 | 26 | 47 | 389-12.5 |
| TOTAL | 130-82 | 18.5 | 380-721 | .527 | 0-1 | .000 | 171-298 | .574 | 722-5.6 | 61 | 92 | 144 | 931-7.2 |

**LAURA DELPRINCIPE (1983-84)**

| YEAR | GP-GS | MPG | FGM-FGA | PCT | 3PM-3PA | PCT | FTM-FTA | PCT | REB-AVG | AST | BLK | STL | PTS-AVG |
|---|---|---|---|---|---|---|---|---|---|---|---|---|---|
| 1983-84 | 9-0 | --- | 2-7 | .286 | --- | --- | 0-3 | .000 | 9-1.0 | 0 | 0 | 0 | 4-0.4 |
| TOTAL | 9-0 | --- | 2-7 | .286 | --- | --- | 0-3 | .000 | 9-1.0 | 0 | 0 | 0 | 4-0.4 |

**CAPRICE DENNIS (2012-14)**

| YEAR | GP-GS | MPG | FGM-FGA | PCT | 3PM-3PA | PCT | FTM-FTA | PCT | REB-AVG | AST | BLK | STL | PTS-AVG |
|---|---|---|---|---|---|---|---|---|---|---|---|---|---|
| 2012-13 | 27-0 | 13.6 | 24-101 | .238 | 11-56 | .196 | 7-14 | .500 | 25-0.9 | 21 | 2 | 19 | 66-2.4 |
| 2013-14 | 27-14 | 23.6 | 90-256 | .352 | 38-115 | .330 | 57-84 | .679 | 84-3.1 | 38 | 1 | 33 | 275-10.2 |
| TOTAL | 54-14 | 18.6 | 114-357 | .319 | 49-171 | .287 | 64-98 | .653 | 109-2.0 | 59 | 3 | 52 | 341-6.3 |

**BRITTANY DENSON (2005-07)**

| YEAR | GP-GS | MPG | FGM-FGA | PCT | 3PM-3PA | PCT | FTM-FTA | PCT | REB-AVG | AST | BLK | STL | PTS-AVG |
|---|---|---|---|---|---|---|---|---|---|---|---|---|---|
| 2005-06 | 22-11 | 19.0 | 49-107 | .458 | 0-0 | .000 | 28-52 | .538 | 117-5.3 | 18 | 30 | 26 | 126-5.7 |
| 2006-07 | 17-16 | 23.8 | 60-119 | .504 | 0-0 | .000 | 23-35 | .657 | 117-6.9 | 17 | 17 | 19 | 143-8.4 |
| TOTAL | 39-27 | 21.4 | 109-226 | .482 | 0-0 | .000 | 51-87 | .586 | 234-6.0 | 35 | 47 | 45 | 269-6.9 |

**IMANI DHAHABU (2003-05)**

| YEAR | GP-GS | MPG | FGM-FGA | PCT | 3PM-3PA | PCT | FTM-FTA | PCT | REB-AVG | AST | BLK | STL | PTS-AVG |
|---|---|---|---|---|---|---|---|---|---|---|---|---|---|
| 2003-04 | 10-0 | 11.1 | 16-26 | .615 | 0-0 | .000 | 3-4 | .750 | 24-2.4 | 3 | 4 | 7 | 35-3.5 |
| 2004-05 | 29-18 | 20.1 | 70-170 | .412 | 0-0 | .000 | 23-33 | .697 | 144-5.0 | 14 | 24 | 28 | 163-5.6 |
| TOTAL | 39-18 | 15.6 | 86-196 | .439 | 0-0 | .000 | 26-37 | .703 | 168-4.3 | 17 | 28 | 35 | 198-5.1 |

**MAEVA DJALDI-TABDI (2021-22)**

| YEAR | GP-GS | MPG | FGM-FGA | PCT | 3PM-3PA | PCT | FTM-FTA | PCT | REB-AVG | AST | BLK | STL | PTS-AVG |
|---|---|---|---|---|---|---|---|---|---|---|---|---|---|
| 2021-22 | 34-0 | 17.0 | 89-221 | .403 | 23-78 | .295 | 18-29 | .621 | 115-3.4 | 20 | 39 | 11 | 219-6.4 |
| TOTAL | 34-0 | 17.0 | 89-221 | .403 | 23-78 | .295 | 18-29 | .621 | 115-3.4 | 20 | 39 | 11 | 219-6.4 |

# CAREER STATS: DOU-FAR

**SUE DOURNEY (1972-73)**

| YEAR | GP-GS | MPG | FGM-FGA | PCT | 3PM-3PA | PCT | FTM-FTA | PCT | REB-AVG | AST | BLK | STL | PTS-AVG |
|---|---|---|---|---|---|---|---|---|---|---|---|---|---|
| 1972-73 | | NO STATS AVAILABLE | | | | | NO STATS AVAILABLE | | | | | | |
| TOTAL | | | NO STATS AVAILABLE | | | | | | NO STATS AVAILABLE | | | | |

**LATOYA DRAKE (2007-09)**

| YEAR | GP-GS | MPG | FGM-FGA | PCT | 3PM-3PA | PCT | FTM-FTA | PCT | REB-AVG | AST | BLK | STL | PTS-AVG |
|---|---|---|---|---|---|---|---|---|---|---|---|---|---|
| 2007-08 | 25-1 | 11.7 | 27-71 | .380 | 0-0 | .000 | 26-39 | .667 | 31-2.2 | 3 | 12 | 12 | 80-3.2 |
| 2008-09 | 29-19 | 16.0 | 67-130 | .515 | 0-0 | .000 | 26-45 | .578 | 98-3.4 | 10 | 12 | 21 | 160-5.5 |
| TOTAL | 54-20 | 13.9 | 94-201 | .468 | 0-0 | .000 | 52-84 | .619 | 129-3.8 | 13 | 24 | 33 | 240-4.4 |

**SHANNON DRURY (1996-99)**

| YEAR | GP-GS | MPG | FGM-FGA | PCT | 3PM-3PA | PCT | FTM-FTA | PCT | REB-AVG | AST | BLK | STL | PTS-AVG |
|---|---|---|---|---|---|---|---|---|---|---|---|---|---|
| 1996-97 | 26-N/A | N/A | 23-82 | .280 | 11-51 | .216 | 14-17 | .824 | 33-1.3 | 17 | 0 | 11 | 71-2.7 |
| 1997-98 | 29-20 | 19.9 | 46-139 | .331 | 33-92 | .359 | 22-31 | .710 | 67-2.3 | 27 | 0 | 26 | 147-5.1 |
| 1998-99 | 15-9 | 23.1 | 44-105 | .419 | 23-65 | .354 | 5-6 | .833 | 46-3.1 | 26 | 0 | 15 | 116-7.7 |
| TOTAL | 56-29 | --- | 113-326 | .347 | 67-208 | .322 | 41-54 | .759 | 146-2.6 | 70 | 0 | 52 | 334-6.0 |

**LASHAE DWYER (2021-PRES)**

| YEAR | GP-GS | MPG | FGM-FGA | PCT | 3PM-3PA | PCT | FTM-FTA | PCT | REB-AVG | AST | BLK | STL | PTS-AVG |
|---|---|---|---|---|---|---|---|---|---|---|---|---|---|
| 2021-22 | 30-0 | 11.4 | 35-100 | .350 | 5-24 | .208 | 30-47 | .638 | 52-1.7 | 21 | 2 | 38 | 105-3.5 |
| 2022-23 | 35-0 | 14.6 | 78-149 | .523 | 7-21 | .333 | 42-55 | .764 | 81-2.3 | 38 | 9 | 45 | 205-5.9 |
| TOTAL | 65-0 | 13.1 | 113-249 | .454 | 12-45 | .267 | 72-102 | .706 | 133-2.0 | 59 | 11 | 83 | 310-4.8 |

**SUE EAST (1973-75)**

| YEAR | GP-GS | MPG | FGM-FGA | PCT | 3PM-3PA | PCT | FTM-FTA | PCT | REB-AVG | AST | BLK | STL | PTS-AVG |
|---|---|---|---|---|---|---|---|---|---|---|---|---|---|
| 1973-74 | | NO STATS AVAILABLE | | | | | NO STATS AVAILABLE | | | | | | |
| 1974-75 | | | NO STATS AVAILABLE | | | | | | NO STATS AVAILABLE | | | | |
| TOTAL | | NO STATS AVAILABLE | | | | | NO STATS AVAILABLE | | | | | | |

**MELISSA EDWARDS (1985-89)**

| YEAR | GP-GS | MPG | FGM-FGA | PCT | 3PM-3PA | PCT | FTM-FTA | PCT | REB-AVG | AST | BLK | STL | PTS-AVG |
|---|---|---|---|---|---|---|---|---|---|---|---|---|---|
| 1985-86 | 22-6 | 13.6 | 20-59 | .339 | --- | --- | 23-40 | .575 | 53-2.4 | 3 | 5 | 4 | 63-2.9 |
| 1986-87 | 5-0 | 4.4 | 2-6 | .333 | --- | --- | 0-1 | .000 | 2-0.4 | 1 | 0 | 0 | 4-0.8 |
| 1987-88 | 24-13 | 19.3 | 56-116 | .483 | 0-0 | .000 | 22-35 | .629 | 78-3.3 | 4 | 6 | 7 | 134-5.6 |
| 1988-89 | 29-3 | 16.0 | 57-137 | .416 | 0-0 | .000 | 25-48 | .521 | 112-3.9 | 3 | 15 | 12 | 139-4.8 |
| TOTAL | 80-22 | 13.3 | 135-318 | .425 | 0-0 | .000 | 70-124 | .565 | 245-3.1 | 11 | 26 | 23 | 340-4.3 |

**KARLA ERJAVEC (2020-23)**

| YEAR | GP-GS | MPG | FGM-FGA | PCT | 3PM-3PA | PCT | FTM-FTA | PCT | REB-AVG | AST | BLK | STL | PTS-AVG |
|---|---|---|---|---|---|---|---|---|---|---|---|---|---|
| 2020-21 | 17-6 | 21.5 | 27-81 | .333 | 15-47 | .319 | 3-4 | .750 | 21-1.2 | 34 | 0 | 9 | 72-4.2 |
| 2021-22 | 34-34 | 28.7 | 79-205 | .385 | 37-103 | .359 | 35-44 | .795 | 92-2.7 | 94 | 5 | 26 | 230-6.8 |
| 2022-23 | 35-17 | 19.1 | 46-158 | .291 | 16-80 | .200 | 8-10 | .800 | 47-1.3 | 77 | 1 | 20 | 116-3.3 |
| TOTAL | 86-57 | 23.4 | 152-444 | .342 | 68-230 | .296 | 46-58 | .793 | 160-1.9 | 205 | 6 | 55 | 418-4.9 |

**LISA ERMAN (1981-83)**

| YEAR | GP-GS | MPG | FGM-FGA | PCT | 3PM-3PA | PCT | FTM-FTA | PCT | REB-AVG | AST | BLK | STL | PTS-AVG |
|---|---|---|---|---|---|---|---|---|---|---|---|---|---|
| 1981-82 | 7-0 | --- | 2-8 | .250 | --- | --- | 0-0 | .000 | 4-0.6 | 1 | 0 | 0 | 4-0.6 |
| 1982-83 | 6-0 | --- | 3-7 | .429 | --- | --- | 2-2 | 1.000 | 11-1.8 | - | - | - | 8-1.3 |
| TOTAL | 13-0 | --- | 5-15 | .333 | --- | --- | 2-2 | 1.000 | 15-1.2 | - | - | - | 12-0.9 |

**SELENA ESKINAZI-BUDGE (2004-06)**

| YEAR | GP-GS | MPG | FGM-FGA | PCT | 3PM-3PA | PCT | FTM-FTA | PCT | REB-AVG | AST | BLK | STL | PTS-AVG |
|---|---|---|---|---|---|---|---|---|---|---|---|---|---|
| 2004-05 | 5-0 | 1.6 | 0-1 | .000 | 0-0 | .000 | 0-0 | .000 | 1-0.2 | 0 | 0 | 0 | 0-0.0 |
| 2005-06 | 4-0 | 8.3 | 2-6 | .333 | 2-4 | .500 | 2-5 | .400 | 5-1.3 | 3 | 0 | 1 | 8-2.0 |
| TOTAL | 9-0 | 5.0 | 2-7 | .286 | 2-4 | .500 | 2-5 | .400 | 6-0.7 | 3 | 0 | 1 | 8-0.9 |

**SHERRI EYER (1988-92)**

| YEAR | GP-GS | MPG | FGM-FGA | PCT | 3PM-3PA | PCT | FTM-FTA | PCT | REB-AVG | AST | BLK | STL | PTS-AVG |
|---|---|---|---|---|---|---|---|---|---|---|---|---|---|
| 1988-89 | 23-0 | 6.5 | 19-34 | .559 | 0-0 | .000 | 4-7 | .571 | 27-1.2 | 4 | 1 | 3 | 42-1.8 |
| 1989-90 | 27-0 | 8.3 | 23-50 | .460 | 0-0 | .000 | 8-15 | .533 | 30-1.1 | 11 | 1 | 3 | 54-2.0 |
| 1990-91 | 30-22 | 22.6 | 70-147 | .476 | 0-0 | .000 | 26-52 | .500 | 108-3.6 | 21 | 4 | 27 | 166-5.5 |
| 1991-92 | 32-1 | 12.7 | 29-62 | .468 | 0-0 | .000 | 11-20 | .550 | 67-2.1 | 5 | 1 | 9 | 69-2.2 |
| TOTAL | 112-23 | 12.5 | 141-293 | .481 | 0-0 | .000 | 49-94 | .521 | 232-2.1 | 41 | 7 | 42 | 331-3.0 |

**SUE FARBER (1975-76)**

| YEAR | GP-GS | MPG | FGM-FGA | PCT | 3PM-3PA | PCT | FTM-FTA | PCT | REB-AVG | AST | BLK | STL | PTS-AVG |
|---|---|---|---|---|---|---|---|---|---|---|---|---|---|
| 1975-76 | | NO STATS AVAILABLE | | | | | NO STATS AVAILABLE | | | | | | |
| TOTAL | | | NO STATS AVAILABLE | | | | | | NO STATS AVAILABLE | | | | |

# CAREER STATS: FAR-GAT

### MARGARET FARLEY (1989-90)

| YEAR | GP-GS | MPG | FGM-FGA | PCT | 3PM-3PA | PCT | FTM-FTA | PCT | REB-AVG | AST | BLK | STL | PTS-AVG |
|---|---|---|---|---|---|---|---|---|---|---|---|---|---|
| 1989-90 | 31-3 | 17.7 | 46-100 | .460 | 0-2 | .000 | 22-30 | .733 | 55-1.8 | 55 | 3 | 25 | 114-3.7 |
| 1990-91 | 10-6 | 23.7 | 14-35 | .400 | 0-0 | .000 | 13-21 | .619 | 19-1.9 | 21 | 0 | 5 | 41-4.1 |
| TOTAL | 41-9 | 20.7 | 60-135 | .444 | 0-2 | .000 | 35-51 | .686 | 74-1.8 | 76 | 3 | 30 | 155-3.8 |

### MAUREEN FAULKNER (1993-96)

| YEAR | GP-GS | MPG | FGM-FGA | PCT | 3PM-3PA | PCT | FTM-FTA | PCT | REB-AVG | AST | BLK | STL | PTS-AVG |
|---|---|---|---|---|---|---|---|---|---|---|---|---|---|
| 1993-94 | 15-3 | 12.0 | 7-29 | .241 | 2-18 | .111 | 0-2 | .000 | 27-1.8 | 15 | 0 | 14 | 16-1.1 |
| 1994-95 | 27-27 | 26.7 | 27-76 | .355 | 8-37 | .215 | 15-29 | .517 | 78-2.9 | 71 | 1 | 49 | 77-2.9 |
| 1995-96 | 26-20 | 24.1 | 22-77 | .286 | 12-44 | .273 | 5-9 | .556 | 60-2.3 | 65 | 2 | 40 | 61-2.3 |
| TOTAL | 68-50 | 20.9 | 56-182 | .308 | 22-99 | .222 | 20-40 | .500 | 165-2.4 | 151 | 3 | 103 | 154-2.3 |

### JULIE FEICHT (1988-89)

| YEAR | GP-GS | MPG | FGM-FGA | PCT | 3PM-3PA | PCT | FTM-FTA | PCT | REB-AVG | AST | BLK | STL | PTS-AVG |
|---|---|---|---|---|---|---|---|---|---|---|---|---|---|
| 1988-89 | 10-0 | 5.9 | 6-26 | .375 | 0-0 | .000 | 1-3 | .333 | 6-0.6 | 5 | 0 | 0 | 13-1.3 |
| TOTAL | 10-0 | 5.9 | 6-26 | .375 | 0-0 | .000 | 1-3 | .333 | 6-0.6 | 5 | 0 | 0 | 13-1.3 |

### NAOMI FISTEL (1973-74)

| YEAR | GP-GS | MPG | FGM-FGA | PCT | 3PM-3PA | PCT | FTM-FTA | PCT | REB-AVG | AST | BLK | STL | PTS-AVG |
|---|---|---|---|---|---|---|---|---|---|---|---|---|---|
| 1973-74 | | NO STATS AVAILABLE | | | | | NO STATS AVAILABLE | | | | | | |
| TOTAL | | | NO STATS AVAILABLE | | | | | | NO STATS AVAILABLE | | | | |

### WENDY FOOTE (1974-78)

| YEAR | GP-GS | MPG | FGM-FGA | PCT | 3PM-3PA | PCT | FTM-FTA | PCT | REB-AVG | AST | BLK | STL | PTS-AVG |
|---|---|---|---|---|---|---|---|---|---|---|---|---|---|
| 1974-75 | 13 | | 102 | — | — | — | 36-72 | .500 | — | — | — | — | 240-18.5 |
| 1975-76 | 15 | | 103 | — | — | — | 30-59 | .508 | — | — | — | — | 236-15.7 |
| 1976-77 | 18 | | 115 | — | — | — | 45-68 | .662 | — | — | — | — | 295-16.4 |
| 1977-78 | 16 | | 160 | — | — | — | 83-119 | .697 | — | — | — | — | 403-25.2 |
| TOTAL | 62 | | 480 | — | — | — | 194-318 | .610 | — | — | — | — | 1,174-18.9 |

### KATHRYN FOWLER (1998-02)

| YEAR | GP-GS | MPG | FGM-FGA | PCT | 3PM-3PA | PCT | FTM-FTA | PCT | REB-AVG | AST | BLK | STL | PTS-AVG |
|---|---|---|---|---|---|---|---|---|---|---|---|---|---|
| 1998-99 | 27-0 | 6.9 | 15-29 | .517 | 0-0 | .000 | 15-34 | .441 | 51-1.9 | 8 | 1 | 5 | 45-1.7 |
| 1999-00 | 15-0 | 22.9 | 44-78 | .564 | 0-0 | .000 | 25-37 | .676 | 94-6.3 | 16 | 0 | 20 | 113-7.5 |
| 2000-01 | 23-2 | 11.2 | 24-54 | .444 | 1-1 | 1.000 | 16-24 | .667 | 59-2.6 | 10 | 1 | 12 | 65-2.8 |
| 2001-02 | | NO STATS AVAILABLE | | | | | NO STATS AVAILABLE | | | | | | |
| TOTAL | | | | | | | | | | | | | |

### PAULA FRAILE RUIZ (2020-22)

| YEAR | GP-GS | MPG | FGM-FGA | PCT | 3PM-3PA | PCT | FTM-FTA | PCT | REB-AVG | AST | BLK | STL | PTS-AVG |
|---|---|---|---|---|---|---|---|---|---|---|---|---|---|
| 2020-21 | DNP | | DNP | | DNP | | DNP | | DNP | | DNP | | DNP |
| 2021-22 | 12-0 | 2.9 | 6-14 | .429 | 0-2 | .000 | 0-0 | .000 | 4-0.3 | 2 | 1 | 0 | 12-1.0 |
| TOTAL | 12-0 | 2.9 | 6-14 | .429 | 0-2 | .000 | 0-0 | .000 | 4-0.3 | 2 | 1 | 0 | 12-1.0 |

### ANA FUENTES (1978-79)

| YEAR | GP-GS | MPG | FGM-FGA | PCT | 3PM-3PA | PCT | FTM-FTA | PCT | REB-AVG | AST | BLK | STL | PTS-AVG |
|---|---|---|---|---|---|---|---|---|---|---|---|---|---|
| 1978-79 | | NO STATS AVAILABLE | | | | | NO STATS AVAILABLE | | | | | | |
| TOTAL | | | NO STATS AVAILABLE | | | | | | NO STATS AVAILABLE | | | | |

### CORDELIA FULMORE (1983-85)

| YEAR | GP-GS | MPG | FGM-FGA | PCT | 3PM-3PA | PCT | FTM-FTA | PCT | REB-AVG | AST | BLK | STL | PTS-AVG |
|---|---|---|---|---|---|---|---|---|---|---|---|---|---|
| 1983-84 | 31-31 | — | 258-479 | .539 | — | — | 90-141 | .638 | 359-11.6 | 46 | 17 | 88 | 606-19.5 |
| 1984-85 | 28-28 | — | 228-417 | .548 | — | — | 80-123 | .650 | 250-8.9 | 73 | 25 | 100 | 536-19.1 |
| TOTAL | 59-59 | — | 486-896 | .542 | — | — | 170-264 | .644 | 609-10.3 | 119 | 42 | 188 | 1,142-19.4 |

### STEPHANIE GARDNER (2010-11)

| YEAR | GP-GS | MPG | FGM-FGA | PCT | 3PM-3PA | PCT | FTM-FTA | PCT | REB-AVG | AST | BLK | STL | PTS-AVG |
|---|---|---|---|---|---|---|---|---|---|---|---|---|---|
| 2010-11 | 25-0 | 8.7 | 15-45 | .333 | 5-17 | .294 | 10-12 | .833 | 13-0.5 | 14 | 0 | 5 | 45-1.8 |
| TOTAL | 25-0 | 8.7 | 15-45 | .333 | 5-17 | .294 | 10-12 | .833 | 13-0.5 | 14 | 0 | 5 | 45-1.8 |

### RIKIAH GATLIN (2008-09)

| YEAR | GP-GS | MPG | FGM-FGA | PCT | 3PM-3PA | PCT | FTM-FTA | PCT | REB-AVG | AST | BLK | STL | PTS-AVG |
|---|---|---|---|---|---|---|---|---|---|---|---|---|---|
| 2008-09 | 5-0 | 4.6 | 0-7 | .000 | 0-0 | .000 | 3-4 | .750 | 11-2.2 | 1 | 0 | 1 | 3-0.6 |
| TOTAL | 5-0 | 4.6 | 0-7 | .000 | 0-0 | .000 | 3-4 | .750 | 11-2.2 | 1 | 0 | 1 | 3-0.6 |

# CAREER STATS: GEL-HAM

**SERENA-LYNN GELDOF (2016-18)**

| YEAR | GP-GS | MPG | FGM-FGA | PCT | 3PM-3PA | PCT | FTM-FTA | PCT | REB-AVG | AST | BLK | STL | PTS-AVG |
|---|---|---|---|---|---|---|---|---|---|---|---|---|---|
| 2016-17 | 12-0 | 4.3 | 7-13 | .538 | 0-0 | .000 | 3-3 | 1.000 | 16-1.3 | 0 | 4 | 3 | 17-1.4 |
| 2017-18 | 27-0 | 8.7 | 32-65 | .492 | 0-0 | .000 | 9-21 | .429 | 58-2.1 | 5 | 25 | 11 | 73-2.7 |
| TOTAL | 39-0 | 7.3 | 39-78 | .500 | 0-0 | .000 | 12-24 | .500 | 74-1.9 | 5 | 29 | 14 | 90-2.3 |

**MARJORIE GERING (1978-79)**

| YEAR | GP-GS | MPG | FGM-FGA | PCT | 3PM-3PA | PCT | FTM-FTA | PCT | REB-AVG | AST | BLK | STL | PTS-AVG |
|---|---|---|---|---|---|---|---|---|---|---|---|---|---|
| 1978-79 | | NO STATS AVAILABLE | | | | | NO STATS AVAILABLE | | | | | | |
| TOTAL | | | | NO STATS AVAILABLE | | | | | NO STATS AVAILABLE | | | | |

**NYAYONGAH GONY (2020-PRES)**

| YEAR | GP-GS | MPG | FGM-FGA | PCT | 3PM-3PA | PCT | FTM-FTA | PCT | REB-AVG | AST | BLK | STL | PTS-AVG |
|---|---|---|---|---|---|---|---|---|---|---|---|---|---|
| 2020-21 | 22-0 | 10.2 | 26-69 | .377 | 17-52 | .327 | 9-12 | .750 | 29-1.3 | 4 | 1 | 6 | 78-3.5 |
| TOTAL | 22-0 | 10.2 | 26-69 | .377 | 17-52 | .327 | 9-12 | .750 | 29-1.3 | 4 | 1 | 6 | 78-3.5 |

**DEBBIE GRAFENTIN (1977-79)**

| YEAR | GP-GS | MPG | FGM-FGA | PCT | 3PM-3PA | PCT | FTM-FTA | PCT | REB-AVG | AST | BLK | STL | PTS-AVG |
|---|---|---|---|---|---|---|---|---|---|---|---|---|---|
| 1977-78 | | NO STATS AVAILABLE | | | | | NO STATS AVAILABLE | | | | | | |
| 1978-79 | | | | NO STATS AVAILABLE | | | | | NO STATS AVAILABLE | | | | |
| TOTAL | | NO STATS AVAILABLE | | | | | NO STATS AVAILABLE | | | | | | |

**MYKEA GRAY (2017-20; 21-22)**

| YEAR | GP-GS | MPG | FGM-FGA | PCT | 3PM-3PA | PCT | FTM-FTA | PCT | REB-AVG | AST | BLK | STL | PTS-AVG |
|---|---|---|---|---|---|---|---|---|---|---|---|---|---|
| 2017-18 | 32-32 | 25.9 | 121-335 | .361 | 48-152 | .316 | 83-111 | .748 | 52 -1.6 | 74 | 0 | 45 | 373-11.7 |
| 2018-19 | 34-34 | 28.0 | 135-337 | .401 | 61-176 | .347 | 98-126 | .778 | 70 -2.1 | 76 | 1 | 41 | 429-12.6 |
| 2019-20 | 30-30 | 29.1 | 120-343 | .350 | 55-168 | .327 | 87-108 | .806 | 75 -2.5 | 90 | 1 | 64 | 382-12.7 |
| 2020-21 | DNP | | DNP | | DNP | | DNP | | DNP | | DNP | | |
| 2021-22 | 31-6 | 16.1 | 44-155 | .284 | 23-76 | .303 | 36-48 | .750 | 43-1.4 | 43 | 2 | 14 | 147-4.7 |
| TOTAL | 127-102 | 24.8 | 420-1171 | .359 | 187-572 | .327 | 3.4-393 | .774 | 240-1.9 | 283 | 4 | 164 | 1331-10.5 |

**GINA GRAZIANI (1996-00)**

| YEAR | GP-GS | MPG | FGM-FGA | PCT | 3PM-3PA | PCT | FTM-FTA | PCT | REB-AVG | AST | BLK | STL | PTS-AVG |
|---|---|---|---|---|---|---|---|---|---|---|---|---|---|
| 1996-97 | 29-N/A | N/A | 43-122 | .352 | 10-31 | .323 | 25-54 | .462 | 78-2.7 | 198 | 50 | 38 | 131-4.5 |
| 1997-98 | 29-29 | 36.3 | 42-131 | .321 | 5-37 | .135 | 55-79 | .696 | 81-2.8 | 210 | 5 | 41 | 144-5.0 |
| 1998-99 | 24-20 | 32.2 | 42-114 | .368 | 2-16 | .125 | 38-53 | .717 | 59-2.5 | 153 | 0 | 29 | 124-5.2 |
| 1999-00 | 15-15 | 33.5 | 46-126 | .365 | 6-18 | .333 | 50-70 | .714 | 41-2.7 | 94 | 0 | 25 | 148-9.9 |
| TOTAL | 97-64 | --- | 173-493 | .351 | 23-102 | .225 | 168-256 | .656 | 259-2.7 | 655 | 55 | 133 | 547-5.6 |

**NIGIA GREENE (2014-17)**

| YEAR | GP-GS | MPG | FGM-FGA | PCT | 3PM-3PA | PCT | FTM-FTA | PCT | REB-AVG | AST | BLK | STL | PTS-AVG |
|---|---|---|---|---|---|---|---|---|---|---|---|---|---|
| 2014-15 | 33-4 | 15.1 | 60-155 | .387 | 29-103 | .282 | 18-22 | .818 | 46-1.4 | 14 | 0 | 35 | 167-5.1 |
| 2015-16 | 16-0 | 10.3 | 16-56 | .286 | 11-38 | .289 | 3-6 | .500 | 10-0.6 | 6 | 0 | 9 | 46-2.9 |
| 2016-17 | 26-0 | 12.7 | 37-87 | .425 | 23-62 | .371 | 6-9 | .667 | 29-1.1 | 16 | 2 | 12 | 103-4.0 |
| TOTAL | 75-4 | 13.2 | 113-298 | .379 | 63-203 | .310 | 27-37 | .730 | 85-1.1 | 36 | 2 | 56 | 316-4.2 |

**ALBREY GRIMSLEY (2004-08)**

| YEAR | GP-GS | MPG | FGM-FGA | PCT | 3PM-3PA | PCT | FTM-FTA | PCT | REB-AVG | AST | BLK | STL | PTS-AVG |
|---|---|---|---|---|---|---|---|---|---|---|---|---|---|
| 2004-05 | 29-24 | 25.3 | 67-178 | .376 | 13-53 | .245 | 28-46 | .609 | 97-3.3 | 74 | 1 | 26 | 175-6.0 |
| 2005-06 | 30-0 | 20.0 | 56-119 | .471 | 1-9 | .111 | 23-40 | .575 | 104-3.5 | 62 | 8 | 30 | 136-4.5 |
| 2006-07 | 30-30 | 29.2 | 100-216 | .463 | 10-32 | .313 | 16-27 | .593 | 102-3.4 | 82 | 4 | 39 | 226-7.5 |
| 2007-08 | 25-25 | 28.2 | 82-201 | .408 | 10-32 | .313 | 25-35 | .714 | 69-2.8 | 93 | 4 | 22 | 199-8.0 |
| TOTAL | 114-79 | 25.7 | 305-714 | .427 | 34-126 | .270 | 92-148 | .621 | 372-3.3 | 311 | 17 | 117 | 736-6.5 |

**SUE HAIGHT (1973-75)**

| YEAR | GP-GS | MPG | FGM-FGA | PCT | 3PM-3PA | PCT | FTM-FTA | PCT | REB-AVG | AST | BLK | STL | PTS-AVG |
|---|---|---|---|---|---|---|---|---|---|---|---|---|---|
| 1973-74 | | NO STATS AVAILABLE | | | | | NO STATS AVAILABLE | | | | | | |
| 1974-75 | | | | NO STATS AVAILABLE | | | | | NO STATS AVAILABLE | | | | |
| TOTAL | | NO STATS AVAILABLE | | | | | NO STATS AVAILABLE | | | | | | |

**SANDRA HAMILTON (1985-86)**

| YEAR | GP-GS | MPG | FGM-FGA | PCT | 3PM-3PA | PCT | FTM-FTA | PCT | REB-AVG | AST | BLK | STL | PTS-AVG |
|---|---|---|---|---|---|---|---|---|---|---|---|---|---|
| 1985-86 | | NO STATS AVAILABLE | | | | | NO STATS AVAILABLE | | | | | | |
| TOTAL | | | | NO STATS AVAILABLE | | | | | NO STATS AVAILABLE | | | | |

# CAREER STATS: HAR-HAR

**DESTINY HARDEN (2018-23)**

| YEAR | GP-GS | MPG | FGM-FGA | PCT | 3PM-3PA | PCT | FTM-FTA | PCT | REB-AVG | AST | BLK | STL | PTS-AVG |
|---|---|---|---|---|---|---|---|---|---|---|---|---|---|
| 2018-19 | DNP | | DNP | | DNP | | DNP | | DNP | | DNP | | DNP |
| 2019-20 | 25-15 | 16.6 | 46-127 | .362 | 12-41 | .293 | 18-31 | .581 | 98-3.9 | 15 | 9 | 22 | 122-4.9 |
| 2020-21 | 22-21 | 23.6 | 89-178 | .500 | 19-61 | .311 | 39-61 | .639 | 118-5.4 | 29 | 9 | 27 | 236-10.7 |
| 2021-22 | 24-21 | 20.7 | 71-162 | .438 | 15-44 | .341 | 27-39 | .692 | 100-4.2 | 19 | 6 | 32 | 184-7.7 |
| 2022-23 | 33-32 | 27.6 | 143-337 | .424 | 33-116 | .284 | 75-107 | .701 | 196-5.9 | 66 | 6 | 55 | 394-11.9 |
| TOTAL | 104-89 | 22.5 | 349-804 | .434 | 79-262 | .302 | 159-238 | .668 | 512-4.9 | 129 | 30 | 136 | 936-9.0 |

**ELAINE HARLOW (1986-90)**

| YEAR | GP-GS | MPG | FGM-FGA | PCT | 3PM-3PA | PCT | FTM-FTA | PCT | REB-AVG | AST | BLK | STL | PTS-AVG |
|---|---|---|---|---|---|---|---|---|---|---|---|---|---|
| 1986-87 | 30-30 | 35.0 | 94-230 | .409 | --- | --- | 57-71 | .803 | 74-2.5 | 101 | 0 | 71 | 245-8.2 |
| 1987-88 | 26-6 | 19.0 | 35-81 | .432 | 0-5 | .000 | 11-22 | .500 | 44-1.7 | 84 | 0 | 42 | 81-3.1 |
| 1988-89 | 29-29 | 31.6 | 124-271 | .458 | 40-94 | .426 | 82-103 | .796 | 63-2.2 | 121 | 1 | 56 | 370-12.8 |
| 1989-90 | 30-29 | 33.9 | 141-344 | .410 | 51-144 | .361 | 63-84 | .750 | 63-2.1 | 126 | 0 | 55 | 397-13.2 |
| TOTAL | 115-94 | 29.9 | 394-926 | .425 | 91-243 | .374 | 213-280 | .760 | 244-2.1 | 432 | 1 | 224 | 1,093-9.5 |

**ROBIN HARMONY (1980-84)**

| YEAR | GP-GS | MPG | FGM-FGA | PCT | 3PM-3PA | PCT | FTM-FTA | PCT | REB-AVG | AST | BLK | STL | PTS-AVG |
|---|---|---|---|---|---|---|---|---|---|---|---|---|---|
| 1980-81 | 38-31 | — | 159-404 | .394 | — | — | 48-76 | .632 | 174-4.6 | 139 | 16 | 100 | 366-9.6 |
| 1981-82 | 29-29 | — | 133-325 | .409 | — | — | 29-44 | .659 | 193-6.7 | 127 | 13 | 56 | 295-10.2 |
| 1982-83 | 27-27 | — | 120-264 | .455 | — | — | 35-57 | .614 | 218-8.1 | 67 | 11 | 60 | 275-10.2 |
| 1983-84 | 31-31 | — | 163-385 | .423 | — | — | 46-70 | .657 | 175-5.6 | 115 | 18 | 98 | 372-12.0 |
| TOTAL | 125-118 | — | 575-1378 | .417 | — | — | 158-247 | .640 | 760-6.1 | 448 | 58 | 314 | 1,308-10.5 |

**ALICIA HARTLAUB (1999-03)**

| YEAR | GP-GS | MPG | FGM-FGA | PCT | 3PM-3PA | PCT | FTM-FTA | PCT | REB-AVG | AST | BLK | STL | PTS-AVG |
|---|---|---|---|---|---|---|---|---|---|---|---|---|---|
| 1999-00 | 15-15 | 28.7 | 61-140 | .436 | 0-1 | .000 | 32-45 | .711 | 110-7.3 | 14 | 11 | 17 | 154-10.3 |
| 2000-01 | 28-25 | 25.5 | 108-286 | .378 | 0-2 | .000 | 33-56 | .589 | 152-5.4 | 29 | 12 | 19 | 249-8.9 |
| 2001-02 | | NO STATS AVAILABLE | | | | | NO STATS AVAILABLE | | | | | | |
| 2002-03 | 29-10 | 15.9 | 41-134 | .306 | 0-1 | .000 | 21-36 | .583 | 116-4.0 | 21 | 17 | 21 | 103-3.6 |
| TOTAL | | | | | | | | | | | | | |

**CARLA HARRIS (1990-93)**

| YEAR | GP-GS | MPG | FGM-FGA | PCT | 3PM-3PA | PCT | FTM-FTA | PCT | REB-AVG | AST | BLK | STL | PTS-AVG |
|---|---|---|---|---|---|---|---|---|---|---|---|---|---|
| 1990-91 | 29-11 | 19.0 | 53-172 | .308 | 2-13 | .154 | 34-55 | .618 | 96-3.3 | 34 | 3 | 47 | 142-4.9 |
| 1991-92 | 32-0 | 16.0 | 44-127 | .346 | 2-5 | .400 | 22-33 | .557 | 62-1.9 | 19 | 2 | 36 | 112-3.5 |
| 1992-93 | 31-29 | 29.2 | 111-290 | .383 | 19-53 | .358 | 90-122 | .738 | 152-4.9 | 49 | 6 | 76 | 331-10.7 |
| TOTAL | 92-40 | 21.4 | 208-589 | .353 | 24-71 | .338 | 146-210 | .695 | 310-3.4 | 102 | 11 | 159 | 585-6.4 |

**GWEN HARRIS (1980-84)**

| YEAR | GP-GS | MPG | FGM-FGA | PCT | 3PM-3PA | PCT | FTM-FTA | PCT | REB-AVG | AST | BLK | STL | PTS-AVG |
|---|---|---|---|---|---|---|---|---|---|---|---|---|---|
| 1980-81 | 33-17 | --- | 98-315 | .311 | --- | --- | 60-77 | .779 | 104-3.2 | 52 | 1 | 44 | 256-7.8 |
| 1981-82 | 29-24 | --- | 115-297 | .387 | --- | --- | 70-123 | .569 | 115-4.0 | 66 | 3 | 53 | 300-10.3 |
| 1982-83 | | NO STATS AVAILABLE | | | | | NO STATS AVAILABLE | | | | | | |
| 1983-84 | 22-0 | --- | 31-74 | .419 | --- | --- | 14-24 | .583 | 26-1.2 | 27 | 0 | 23 | 76-3.5 |
| TOTAL | | | | | | | | | | | | | |

**KEYANNA HARRIS (2014-18)**

| YEAR | GP-GS | MPG | FGM-FGA | PCT | 3PM-3PA | PCT | FTM-FTA | PCT | REB-AVG | AST | BLK | STL | PTS-AVG |
|---|---|---|---|---|---|---|---|---|---|---|---|---|---|
| 2014-15 | 23-0 | 6.4 | 8-23 | .348 | 1-5 | .200 | 8-11 | .727 | 15-0.7 | 8 | 2 | 14 | 25-1.1 |
| 2015-16 | 32-0 | 11.3 | 33-87 | .379 | 1-18 | .056 | 26-39 | .667 | 62-1.9 | 19 | 7 | 22 | 93-2.9 |
| 2016-17 | 33-27 | 20.1 | 65-153 | .425 | 10-37 | .270 | 19-35 | .543 | 117-3.5 | 34 | 11 | 48 | 159-4.8 |
| 2017-18 | 32-18 | 24.3 | 89-224 | .397 | 15-51 | .294 | 29-49 | .592 | 145-4.5 | 80 | 5 | 66 | 222-6.9 |
| TOTAL | 120-45 | 16.2 | 195-487 | .400 | 27-111 | .243 | 82-134 | .612 | 339-2.8 | 141 | 25 | 150 | 499-4.2 |

**SUE HARTMAN (1976-80)**

| YEAR | GP-GS | MPG | FGM-FGA | PCT | 3PM-3PA | PCT | FTM-FTA | PCT | REB-AVG | AST | BLK | STL | PTS-AVG |
|---|---|---|---|---|---|---|---|---|---|---|---|---|---|
| 1976-77 | | NO STATS AVAILABLE | | | | | NO STATS AVAILABLE | | | | | | |
| 1977-78 | | | | NO STATS AVAILABLE | | | | | NO STATS AVAILABLE | | | | |
| 1978-79 | | NO STATS AVAILABLE | | | | | NO STATS AVAILABLE | | | | | | |
| 1979-80 | 31-11 | --- | 40-92 | .435 | --- | --- | 20-43 | .465 | 90-2.9 | 67 | 14 | 50 | 100-3.2 |
| TOTAL | | | | | | | | | | | | | |

# CAREER STATS: HAR-HOF

**LORETTA HARVEY (1980-84)**

| YEAR | GP-GS | MPG | FGM-FGA | PCT | 3PM-3PA | PCT | FTM-FTA | PCT | REB-AVG | AST | BLK | STL | PTS-AVG |
|---|---|---|---|---|---|---|---|---|---|---|---|---|---|
| 1980-81 | 37-36 | --- | 82-246 | .333 | --- | --- | 50-85 | .588 | 116-3.1 | 156 | 2 | 105 | 214-5.8 |
| 1981-82 | 29-29 | --- | 58-150 | .387 | --- | --- | 27-54 | .500 | 111-3.8 | 168 | 4 | 84 | 143-4.9 |
| 1982-83 | | NO STATS AVAILABLE | | | | | NO STATS AVAILABLE | | | | | | |
| 1983-84 | 30-30 | --- | 85-198 | .429 | --- | --- | 67-103 | .650 | 112-3.7 | 144 | 3 | 94 | 237-7.9 |
| TOTAL | | | | | | | | | | | | | |

**KATIE HAYEK (2002-06)**

| YEAR | GP-GS | MPG | FGM-FGA | PCT | 3PM-3PA | PCT | FTM-FTA | PCT | REB-AVG | AST | BLK | STL | PTS-AVG |
|---|---|---|---|---|---|---|---|---|---|---|---|---|---|
| 2002-03 | 15-0 | 8.1 | 13-29 | .448 | 7-19 | .368 | 7-8 | .875 | 10-0.7 | 4 | 0 | 0 | 40-2.7 |
| 2003-04 | 11-0 | 5.5 | 3-13 | .231 | 3-11 | .273 | 5-6 | .833 | 6-0.5 | 0 | 0 | 1 | 14-1.3 |
| 2004-05 | 29-2 | 19.1 | 56-171 | .327 | 35-112 | .313 | 12-22 | .545 | 43-1.5 | 37 | 5 | 22 | 159-5.5 |
| 2005-06 | 30-30 | 19.9 | 56-152 | .368 | 33-108 | .306 | 16-18 | .889 | 40-1.3 | 38 | 4 | 18 | 161-5.4 |
| TOTAL | 85-32 | 13.2 | 128-365 | .351 | 78-250 | .312 | 40-54 | .741 | 99-1.2 | 79 | 9 | 41 | 374-4.4 |

**KEYONA HAYES (2012-14; 2015-17)**

| YEAR | GP-GS | MPG | FGM-FGA | PCT | 3PM-3PA | PCT | FTM-FTA | PCT | REB-AVG | AST | BLK | STL | PTS-AVG |
|---|---|---|---|---|---|---|---|---|---|---|---|---|---|
| 2012-13 | 32-0 | | 67-154 | .435 | 0-1 | .000 | 40-59 | .678 | 166-5.2 | 12 | 18 | 25 | 174-5.4 |
| 2013-14 | 31-23 | | 127-251 | .506 | 3-11 | .273 | 70-104 | .673 | 203-6.5 | 34 | 18 | 39 | 327-10.5 |
| 2014-15 | DNP | | | | | | | | | | | | |
| 2015-16 | 33-31 | | 130-243 | .535 | 6-18 | .333 | 35-52 | .673 | 183-5.5 | 51 | 10 | 42 | 301-9.1 |
| 2016-17 | 33-32 | | 135-250 | .540 | 6-18 | .333 | 63-99 | .636 | 202-6.1 | 40 | 22 | 28 | 339-10.3 |
| TOTAL | 129-86 | | 459-898 | .511 | 15-48 | .313 | 208-314 | .662 | 754-5.8 | 137 | 68 | 134 | 1,141-8.8 |

**JEANNIE HEBERT (1988-92)**

| YEAR | GP-GS | MPG | FGM-FGA | PCT | 3PM-3PA | PCT | FTM-FTA | PCT | REB-AVG | AST | BLK | STL | PTS-AVG |
|---|---|---|---|---|---|---|---|---|---|---|---|---|---|
| 1988-89 | 29-29 | 34.8 | 147-367 | .401 | 3-35 | .086 | 104-159 | .654 | 92-3.2 | 147 | 10 | 44 | 401-13.8 |
| 1989-90 | 30-30 | 32.0 | 145-340 | .426 | 3-9 | .333 | 117-153 | .765 | 72-2.4 | 137 | 12 | 49 | 410-13.7 |
| 1990-91 | 28-28 | 35.9 | 179-406 | .441 | 14-42 | .333 | 100-132 | .758 | 109-3.9 | 189 | 6 | 71 | 472-16.9 |
| 1991-92 | 32-32 | 34.4 | 181-379 | .478 | 5-16 | .313 | 116-139 | .835 | 70-2.2 | 221 | 7 | 73 | 483-15.1 |
| TOTAL | 129-126 | 34.3 | 652-1492 | .437 | 25-102 | .245 | 437-583 | .750 | 343-2.9 | 694 | 35 | 237 | 1,766-14.8 |

**JILL HENNE (1993-97)**

| YEAR | GP-GS | MPG | FGM-FGA | PCT | 3PM-3PA | PCT | FTM-FTA | PCT | REB-AVG | AST | BLK | STL | PTS-AVG |
|---|---|---|---|---|---|---|---|---|---|---|---|---|---|
| 1993-94 | 20-1 | 8.3 | 13-34 | .382 | 4-6 | .667 | 12-19 | .632 | 22-1.1 | 0 | 2 | 7 | 42-2.1 |
| 1994-95 | 14-0 | 3.6 | 3-9 | .333 | 0-3 | .000 | 2-2 | 1.000 | 10-0.7 | 0 | 0 | 0 | 8-0.6 |
| 1995-96 | 11-0 | 3.5 | 2-4 | .500 | 0-0 | .000 | 2-5 | .400 | 8-0.7 | 0 | 1 | 2 | 6-0.5 |
| 1996-97 | 18-N/A | N/A | 6-13 | .462 | 1-1 | 1.000 | 6-9 | .667 | 8-0.4 | 1 | 0 | 0 | 19-1.1 |
| TOTAL | --- | --- | 24-50 | .480 | 5-10 | .500 | 22-35 | .629 | 48-0.7 | 1 | 3 | 9 | 75-1.1 |

**KATHRYN HESTER (2006-08)**

| YEAR | GP-GS | MPG | FGM-FGA | PCT | 3PM-3PA | PCT | FTM-FTA | PCT | REB-AVG | AST | BLK | STL | PTS-AVG |
|---|---|---|---|---|---|---|---|---|---|---|---|---|---|
| 2006-07 | 27-1 | 9.8 | 17-52 | .327 | 2-10 | .200 | 6-12 | .500 | 51-1.9 | 4 | 6 | 3 | 42-1.6 |
| 2007-08 | 9-0 | 5.6 | 5-12 | .417 | 0-0 | .000 | 2-6 | .333 | 11-1.2 | 0 | 1 | 0 | 12-1.3 |
| TOTAL | 36-1 | 7.7 | 22-64 | .343 | 2-10 | .200 | 8-18 | .444 | 62-1.7 | 4 | 7 | 3 | 54-1.5 |

**SARITTA HINES (1997-98)**

| YEAR | GP-GS | MPG | FGM-FGA | PCT | 3PM-3PA | PCT | FTM-FTA | PCT | REB-AVG | AST | BLK | STL | PTS-AVG |
|---|---|---|---|---|---|---|---|---|---|---|---|---|---|
| 1997-98 | 9-0 | 2.3 | 0-1 | .000 | 0-0 | .000 | 3-10 | .300 | 10-1.1 | 0 | 5 | 0 | 3-0.3 |
| TOTAL | 9-0 | 2.3 | 0-1 | .000 | 0-0 | .000 | 3-10 | .300 | 10-1.1 | 0 | 5 | 0 | 3-0.3 |

**TYLER HOBGOOD (2011-13)**

| YEAR | GP-GS | MPG | FGM-FGA | PCT | 3PM-3PA | PCT | FTM-FTA | PCT | REB-AVG | AST | BLK | STL | PTS-AVG |
|---|---|---|---|---|---|---|---|---|---|---|---|---|---|
| 2011-12 | 9-0 | 4.0 | 3-7 | .429 | 0-0 | .000 | 1-5 | .200 | 17-1.9 | 0 | 2 | 1 | 7-0.8 |
| TOTAL | 9-0 | 4.0 | 3-7 | .429 | 0-0 | .000 | 1-5 | .200 | 17-1.9 | 0 | 2 | 1 | 7-0.8 |

**EMESE HOF (2015-19)**

| YEAR | GP-GS | MPG | FGM-FGA | PCT | 3PM-3PA | PCT | FTM-FTA | PCT | REB-AVG | AST | BLK | STL | PTS-AVG |
|---|---|---|---|---|---|---|---|---|---|---|---|---|---|
| 2015-16 | 33-12 | 19.1 | 117-216 | .542 | 0-1 | .000 | 50-81 | .617 | 180-5.5 | 24 | 42 | 25 | 284-8.6 |
| 2016-17 | 31-3 | 16.5 | 87-169 | .515 | 0-1 | .000 | 27-45 | .600 | 128-4.1 | 26 | 31 | 15 | 201-6.5 |
| 2017-18 | 29-25 | 22.4 | 106-202 | .525 | 0-1 | .000 | 49-72 | .681 | 158-5.4 | 30 | 40 | 23 | 261-9.0 |
| 2018-19 | 34-34 | 28.7 | 197-336 | .586 | 0-0 | .000 | 89-129 | .690 | 282-8.3 | 64 | 69 | 25 | 483-14.2 |
| TOTAL | 127-74 | 21.8 | 507-923 | .549 | 0-3 | .000 | 215-327 | .657 | 748-5.9 | 144 | 182 | 88 | 1,229-9.7 |

# CAREER STATS: HOL-JAM

**ALLISON HOLLAND (1977-79)**

| YEAR | GP-GS | MPG | FGM-FGA | PCT | 3PM-3PA | PCT | FTM-FTA | PCT | REB-AVG | AST | BLK | STL | PTS-AVG |
|---|---|---|---|---|---|---|---|---|---|---|---|---|---|
| 1977-78 | | NO STATS AVAILABLE | | | | | NO STATS AVAILABLE | | | | | | |
| 1978-79 | | | | NO STATS AVAILABLE | | | | | NO STATS AVAILABLE | | | | |
| TOTAL | | NO STATS AVAILABLE | | | | | NO STATS AVAILABLE | | | | | | |

**JACQUELYN HOLMES (1972-74)**

| YEAR | GP-GS | MPG | FGM-FGA | PCT | 3PM-3PA | PCT | FTM-FTA | PCT | REB-AVG | AST | BLK | STL | PTS-AVG |
|---|---|---|---|---|---|---|---|---|---|---|---|---|---|
| 1972-73 | | NO STATS AVAILABLE | | | | | NO STATS AVAILABLE | | | | | | |
| 1973-74 | | | | NO STATS AVAILABLE | | | | | NO STATS AVAILABLE | | | | |
| TOTAL | | NO STATS AVAILABLE | | | | | NO STATS AVAILABLE | | | | | | |

**KYM HOPE (1995-99)**

| YEAR | GP-GS | MPG | FGM-FGA | PCT | 3PM-3PA | PCT | FTM-FTA | PCT | REB-AVG | AST | BLK | STL | PTS-AVG |
|---|---|---|---|---|---|---|---|---|---|---|---|---|---|
| 1995-96 | 26-0 | 14.3 | 28-68 | .412 | 0-0 | .000 | 28-52 | .538 | 95-3.7 | 11 | 16 | 17 | 84-3.2 |
| 1996-97 | 29-29 | --- | 143-265 | .540 | 0-2 | .000 | 81-117 | .692 | 234-8.1 | 33 | 53 | 45 | 367-12.7 |
| 1997-98 | 29-29 | 35.9 | 191-358 | .534 | 1-1 | 1.000 | 128-166 | .771 | 306-10.6 | 53 | 33 | 56 | 511-17.6 |
| 1998-99 | 29-29 | 33.8 | 184-348 | .529 | 0-3 | .000 | 132-163 | .810 | 253-8.7 | 52 | 62 | 54 | 500-17.2 |
| TOTAL | 113-87 | --- | 546-1039 | .526 | 0-3 | .000 | 369-498 | .741 | 888-7.9 | 149 | 164 | 172 | 1,462-12.9 |

**MANDY HOTCHKISS (1976-77)**

| YEAR | GP-GS | MPG | FGM-FGA | PCT | 3PM-3PA | PCT | FTM-FTA | PCT | REB-AVG | AST | BLK | STL | PTS-AVG |
|---|---|---|---|---|---|---|---|---|---|---|---|---|---|
| 1976-77 | | NO STATS AVAILABLE | | | | | NO STATS AVAILABLE | | | | | | |
| TOTAL | | | | NO STATS AVAILABLE | | | | | NO STATS AVAILABLE | | | | |

**DANA HUNTER (1979-83)**

| YEAR | GP-GS | MPG | FGM-FGA | PCT | 3PM-3PA | PCT | FTM-FTA | PCT | REB-AVG | AST | BLK | STL | PTS-AVG |
|---|---|---|---|---|---|---|---|---|---|---|---|---|---|
| 1979-80 | 31-4 | --- | 68-185 | .368 | --- | --- | 21-36 | .583 | 39-1.3 | 37 | 1 | 32 | 157-5.1 |
| 1980-81 | 34-10 | --- | 105-239 | .439 | --- | --- | 36-49 | .735 | 68-2.0 | 46 | 2 | 34 | 246-7.2 |
| 1981-82 | 29-5 | --- | 71-168 | .422 | --- | --- | 13-22 | .591 | 47-1.6 | 27 | 0 | 16 | 155-5.3 |
| 1982-83 | | NO STATS AVAILABLE | | | | | NO STATS AVAILABLE | | | | | | |
| TOTAL | | | | | | | | | | | | | |

**JAMIR HUSTON (2018-21)**

| YEAR | GP-GS | MPG | FGM-FGA | PCT | 3PM-3PA | PCT | FTM-FTA | PCT | REB-AVG | AST | BLK | STL | PTS-AVG |
|---|---|---|---|---|---|---|---|---|---|---|---|---|---|
| 2018-19 | 24-0 | 7.4 | 15-37 | .405 | 0-0 | .000 | 12-25 | .480 | 45-1.9 | 9 | 7 | 13 | 42-1.8 |
| 2019-20 | 30-10 | 15.4 | 34-86 | .395 | 1-3 | .333 | 12-36 | .333 | 121-4.0 | 15 | 6 | 22 | 81-2.7 |
| 2020-21 | 17-2 | 11.7 | 24-64 | .375 | 0-0 | .000 | 9-21 | .429 | 31-1.8 | 4 | 3 | 7 | 57-3.4 |
| TOTAL | 71-12 | 11.8 | 73-187 | .390 | 1-3 | .333 | 33-82 | .402 | 197-2.8 | 28 | 16 | 42 | 180-2.5 |

**TESSA IACOBONI (1995-98)**

| YEAR | GP-GS | MPG | FGM-FGA | PCT | 3PM-3PA | PCT | FTM-FTA | PCT | REB-AVG | AST | BLK | STL | PTS-AVG |
|---|---|---|---|---|---|---|---|---|---|---|---|---|---|
| 1995-96 | 3-0 | 2.3 | 0-2 | .000 | 0-1 | .000 | 4-5 | .800 | 0-0.0 | 0 | 0 | 0 | 4-1.3 |
| 1996-97 | 10-N/A | N/A | 0-4 | .000 | 0-1 | .000 | 0-1 | .000 | 4-0.4 | 0 | 0 | 1 | 0-0.0 |
| 1997-98 | 8-1 | 2.8 | 1-2 | .500 | 0-0 | .000 | 6-10 | .600 | 0-0.0 | 2 | 0 | 2 | 8-1.0 |
| TOTAL | 21-1 | --- | 1-8 | .125 | 0-2 | .000 | 10-16 | .625 | 4-0.2 | 2 | 0 | 3 | 12-0.6 |

**BRIANNA JACKSON (2019-21)**

| YEAR | GP-GS | MPG | FGM-FGA | PCT | 3PM-3PA | PCT | FTM-FTA | PCT | REB-AVG | AST | BLK | STL | PTS-AVG |
|---|---|---|---|---|---|---|---|---|---|---|---|---|---|
| 2019-20 | 30-16 | 16.9 | 56-112 | .500 | 1-6 | .167 | 33-52 | .635 | 136-4.5 | 10 | 39 | 30 | 146-4.9 |
| 2020-21 | 10-4 | 8.4 | 11-24 | .458 | 0-3 | .000 | 13-14 | .929 | 26-2.6 | 2 | 4 | 4 | 35-3.5 |
| TOTAL | 40-20 | 14.8 | 67-136 | .493 | 1-9 | .111 | 46-66 | .697 | 162 4.1 | 12 | 43 | 34 | 181-4.5 |

**DEBORAH JACKSON (1979-80)**

| YEAR | GP-GS | MPG | FGM-FGA | PCT | 3PM-3PA | PCT | FTM-FTA | PCT | REB-AVG | AST | BLK | STL | PTS-AVG |
|---|---|---|---|---|---|---|---|---|---|---|---|---|---|
| 1979-80 | 16-8 | --- | 23-48 | .479 | --- | --- | 2-5 | .400 | 29-1.8 | 39 | 1 | 32 | 48-3.0 |
| TOTAL | 16-8 | --- | 23-48 | .479 | --- | --- | 2-5 | .400 | 29-1.8 | 39 | 1 | 32 | 48-3.0 |

**LAMESE JAMES (2004-06; 2007-09)**

| YEAR | GP-GS | MPG | FGM-FGA | PCT | 3PM-3PA | PCT | FTM-FTA | PCT | REB-AVG | AST | BLK | STL | PTS-AVG |
|---|---|---|---|---|---|---|---|---|---|---|---|---|---|
| 2004-05 | 17-0 | 3.5 | 7-21 | .333 | 0-6 | .000 | 1-2 | .500 | 19-1.1 | 3 | 2 | 2 | 15-0.9 |
| 2005-06 | 30-12 | 15.3 | 55-114 | .482 | 6-21 | .286 | 23-37 | .622 | 118-3.9 | 14 | 13 | 25 | 139-4.6 |
| 2006-07 | DNP | | | | | | | | | | | | |
| 2007-08 | 30-3 | 15.7 | 54-124 | .435 | 5-21 | .238 | 15-28 | .536 | 118-3.9 | 13 | 9 | 14 | 128-4.3 |
| 2008-09 | 25-2 | 15.4 | 50-105 | .476 | 4-19 | .211 | 28-38 | .737 | 72-2.9 | 11 | 5 | 23 | 132-5.3 |
| TOTAL | 102-17 | 12.5 | 166-364 | .456 | 15-67 | .224 | 67-105 | .638 | 327-3.2 | 41 | 29 | 64 | 414-4.1 |

# CAREER STATS: JAM-JON

**SHEILA JAMES (1998-02)**

| YEAR | GP-GS | MPG | FGM-FGA | PCT | 3PM-3PA | PCT | FTM-FTA | PCT | REB-AVG | AST | BLK | STL | PTS-AVG |
|---|---|---|---|---|---|---|---|---|---|---|---|---|---|
| 1998-99 | 26-2 | 13.2 | 33-102 | .324 | 18-57 | .316 | 25-33 | .758 | 36-1.4 | 30 | 1 | 15 | 109-4.2 |
| 1999-00 | 13-13 | 28.2 | 72-178 | .404 | 32-98 | .327 | 21-27 | .778 | 70-5.4 | 27 | 1 | 26 | 197-15.2 |
| 2000-01 | 25-18 | 25.9 | 82-219 | .374 | 40-122 | .328 | 46-65 | .708 | 84-3.4 | 73 | 1 | 53 | 250-10.0 |
| 2001-02 | | NO STATS AVAILABLE | | | | | NO STATS AVAILABLE | | | | | | |
| TOTAL | | | | | | | | | | | | | |

**TAMARA JAMES (2002-06)**

| YEAR | GP-GS | MPG | FGM-FGA | PCT | 3PM-3PA | PCT | FTM-FTA | PCT | REB-AVG | AST | BLK | STL | PTS-AVG |
|---|---|---|---|---|---|---|---|---|---|---|---|---|---|
| 2002-03 | 31-31 | 33.3 | 238-461 | .516 | 19-58 | .328 | 155-204 | .760 | 244-7.9 | 49 | 14 | 56 | 650-21.0 |
| 2003-04 | 28-26 | 35.3 | 170-340 | .500 | 39-103 | .379 | 85-111 | .766 | 129-4.6 | 72 | 18 | 55 | 464-16.6 |
| 2004-05 | 29-29 | 36.1 | 242-504 | .480 | 19-119 | .328 | 124-161 | .770 | 199-6.9 | 57 | 13 | 75 | 647-22.3 |
| 2005-06 | 30-30 | 32.8 | 218-449 | .486 | 53-137 | .387 | 156-188 | .830 | 233-7.8 | 70 | 11 | 93 | 645-21.5 |
| TOTAL | 118-116 | 34.4 | 868-1754 | .495 | 150-417 | .360 | 520-664 | .783 | 805-6.8 | 248 | 56 | 279 | 2,406-20.4 |

**CHRISTI JOHNSON (1988-89)**

| YEAR | GP-GS | MPG | FGM-FGA | PCT | 3PM-3PA | PCT | FTM-FTA | PCT | REB-AVG | AST | BLK | STL | PTS-AVG |
|---|---|---|---|---|---|---|---|---|---|---|---|---|---|
| 1988-89 | 13-0 | 4.0 | 3-7 | .429 | 0-0 | .000 | 4-6 | .667 | 9-0.7 | 3 | 0 | 3 | 10-0.8 |
| 1989-90 | 8-0 | 4.8 | 1-4 | .250 | 0-0 | .000 | 2-4 | .500 | 5-0.6 | 3 | 1 | 5 | 4-0.5 |
| TOTAL | 21-0 | 4.4 | 4-11 | .363 | 0-0 | .000 | 6-10 | .600 | 14-0.7 | 6 | 1 | 8 | 14-0.7 |

**SHENISE JOHNSON (2008-12)**

| YEAR | GP-GS | MPG | FGM-FGA | PCT | 3PM-3PA | PCT | FTM-FTA | PCT | REB-AVG | AST | BLK | STL | PTS-AVG |
|---|---|---|---|---|---|---|---|---|---|---|---|---|---|
| 2008-09 | 30-30 | 31.0 | 141-366 | .385 | 20-62 | .323 | 82-100 | .820 | 213-7.1 | 122 | 29 | 78 | 384-12.8 |
| 2009-10 | 36-36 | 34.8 | 251-506 | .496 | 50-127 | .394 | 133-172 | .773 | 276-7.7 | 166 | 21 | 111 | 685-19.0 |
| 2010-11 | 33-33 | 32.7 | 236-484 | .488 | 44-126 | .349 | 132-156 | .846 | 275-8.3 | 127 | 26 | 104 | 648-19.6 |
| 2011-12 | 32-32 | 31.2 | 202-447 | .452 | 34-114 | .298 | 107-122 | .877 | 256-8.0 | 141 | 14 | 108 | 545-17.0 |
| TOTAL | 131-131 | 32.4 | 830-18-3 | .460 | 148-429 | .345 | 3454-550 | .825 | 1020-7.8 | 556 | 90 | 4-1 | 2,262-17.3 |

**MOULAYNA JOHNSON SIDI BABA (2019-23)**

| YEAR | GP-GS | MPG | FGM-FGA | PCT | 3PM-3PA | PCT | FTM-FTA | PCT | REB-AVG | AST | BLK | STL | PTS-AVG |
|---|---|---|---|---|---|---|---|---|---|---|---|---|---|
| 2019-20 | 25-3 | | 20-77 | .260 | 10-44 | .227 | 8-16 | .500 | 58-2.3 | 20 | 1 | 9 | 58-2.3 |
| 2020-21 | 19-6 | | 22-79 | .278 | 9-37 | .243 | 16-22 | .727 | 68-3.6 | 7 | 2 | 4 | 69-3.6 |
| 2021-22 | 31-0 | 14.3 | 14-70 | .200 | 4-31 | .129 | 16-24 | .667 | 109-3.5 | 14 | 3 | 9 | 48-1.5 |
| 2022-23 | 7-0 | 5.6 | 1-4 | .250 | 0-0 | .000 | 2-3 | .667 | 7-1.0 | 0 | 0 | 0 | 4-0.6 |
| TOTAL | 82-9 | 15.1 | 57-230 | .248 | 23-112 | .205 | 42-65 | .646 | 242-3.0 | 41 | 6 | 22 | 179-2.2 |

**DEBBIE JONES (1972-74)**

| YEAR | GP-GS | MPG | FGM-FGA | PCT | 3PM-3PA | PCT | FTM-FTA | PCT | REB-AVG | AST | BLK | STL | PTS-AVG |
|---|---|---|---|---|---|---|---|---|---|---|---|---|---|
| 1972-73 | | NO STATS AVAILABLE | | | | | NO STATS AVAILABLE | | | | | | |
| 1973-74 | | | | NO STATS AVAILABLE | | | | | NO STATS AVAILABLE | | | | |
| TOTAL | | NO STATS AVAILABLE | | | | | NO STATS AVAILABLE | | | | | | |

**JOJUANA JONES (2004-05)**

| YEAR | GP-GS | MPG | FGM-FGA | PCT | 3PM-3PA | PCT | FTM-FTA | PCT | REB-AVG | AST | BLK | STL | PTS-AVG |
|---|---|---|---|---|---|---|---|---|---|---|---|---|---|
| 2004-05 | 8-0 | 11.4 | 6-17 | .353 | 0-0 | .000 | 7-10 | .700 | 31-3.9 | 2 | 1 | 1 | 19-2.4 |
| TOTAL | 8-0 | 11.4 | 6-17 | .353 | 0-0 | .000 | 7-10 | .700 | 31-3.9 | 2 | 1 | 1 | 19-2.4 |

**LISA JONES (1988-90)**

| YEAR | GP-GS | MPG | FGM-FGA | PCT | 3PM-3PA | PCT | FTM-FTA | PCT | REB-AVG | AST | BLK | STL | PTS-AVG |
|---|---|---|---|---|---|---|---|---|---|---|---|---|---|
| 1988-89 | 29-29 | 30.1 | 86-169 | .509 | 1-3 | .333 | 63-117 | .538 | 191-6.6 | 40 | 2 | 45 | 236-8.1 |
| 1989-90 | 31-31 | 28.6 | 113-235 | .481 | 0-1 | .000 | 92-136 | .676 | 199-6.4 | 32 | 4 | 49 | 318-10.3 |
| TOTAL | 60-60 | 29.4 | 199-404 | .493 | 1-4 | .250 | 155-253 | .613 | 390-6.5 | 72 | 6 | 94 | 554-9.2 |

**SHAY JONES (1992-93; 1994-96)**

| YEAR | GP-GS | MPG | FGM-FGA | PCT | 3PM-3PA | PCT | FTM-FTA | PCT | REB-AVG | AST | BLK | STL | PTS-AVG |
|---|---|---|---|---|---|---|---|---|---|---|---|---|---|
| 1992-93 | 26-0 | 9.1 | 18-58 | .310 | 0-2 | .000 | 29-46 | .630 | 62-2.5 | 7 | 4 | 16 | 65-2.5 |
| 1993-94 | DNP | | | | | | | | | | | | |
| 1994-95 | 11-6 | 17.8 | 29-78 | .372 | 1-7 | .143 | 22-39 | .564 | 51-4.6 | 2 | 1 | 10 | 81-7.4 |
| 1995-96 | 8-1 | 5.8 | 5-9 | .556 | 0-0 | .000 | 0-1 | .000 | 9-1.1 | 2 | 1 | 2 | 10-1.3 |
| TOTAL | 45-7 | 10.9 | 52-145 | .359 | 1-9 | .111 | 51-86 | .593 | 122-2.7 | 11 | 6 | 28 | 156-3.5 |

# CAREER STATS: JOR-MAG

### JENNIFER JORDAN (1994-96; 1997-99)

| YEAR | GP-GS | MPG | FGM-FGA | PCT | 3PM-3PA | PCT | FTM-FTA | PCT | REB-AVG | AST | BLK | STL | PTS-AVG |
|---|---|---|---|---|---|---|---|---|---|---|---|---|---|
| 1994-95 | 26-7 | 18.3 | 51-113 | .451 | 0-0 | .000 | 69-99 | .697 | 122-4.7 | 6 | 3 | 26 | 171-6.6 |
| 1995-96 | 26-23 | 26.1 | 110-195 | .564 | 0-0 | .000 | 84-126 | .667 | 173-6.7 | 13 | 7 | 34 | 304-11.7 |
| 1996-97 | | DNP | | DNP | | DNP | | DNP | | DNP | | | |
| 1997-98 | 28-4 | 17.2 | 65-131 | .496 | 0-0 | .000 | 55-83 | .663 | 85-3.0 | 7 | 1 | 18 | 185-6.6 |
| 1998-99 | 29-29 | 32.5 | 139-283 | .491 | 0-0 | .000 | 112-157 | .713 | 200-6.9 | 15 | 6 | 31 | 390-13.4 |
| TOTAL | 109-63 | 23.5 | 365-722 | .506 | 0-0 | .000 | 320-465 | .688 | 580-5.3 | 41 | 17 | 109 | 1,050-9.6 |

### MACY KEEN (2012-13)

| YEAR | GP-GS | MPG | FGM-FGA | PCT | 3PM-3PA | PCT | FTM-FTA | PCT | REB-AVG | AST | BLK | STL | PTS-AVG |
|---|---|---|---|---|---|---|---|---|---|---|---|---|---|
| 2012-13 | 12-0 | 6.3 | 6-13 | .462 | 0-0 | .000 | 3-6 | .500 | 21-1.8 | 1 | 12 | 2 | 15-1.3 |
| TOTAL | 12-0 | 6.3 | 6-13 | .462 | 0-0 | .000 | 3-6 | .500 | 21-1.8 | 1 | 12 | 2 | 15-1.3 |

### MELISSA KNIGHT (2001-06)

| YEAR | GP-GS | MPG | FGM-FGA | PCT | 3PM-3PA | PCT | FTM-FTA | PCT | REB-AVG | AST | BLK | STL | PTS-AVG |
|---|---|---|---|---|---|---|---|---|---|---|---|---|---|
| 2001-02 | | NO STATS AVAILABLE | | | | | NO STATS AVAILABLE | | | | | | |
| 2002-03 | 28-16 | 20.4 | 71-155 | .458 | 18-50 | .360 | 24-33 | .727 | 104-3.7 | 49 | 12 | 42 | 184-6.6 |
| 2003-04 | 16-15 | 29.7 | 50-111 | .450 | 16-44 | .364 | 24-31 | .774 | 72-4.5 | 44 | 1 | 25 | 140-8.8 |
| 2004-05 | | DNP | | DNP | | DNP | | DNP | | DNP | | DNP | |
| 2005-06 | 30-30 | 27.7 | 130-261 | .498 | 53-132 | .402 | 39-51 | .765 | 89-3.0 | 51 | 11 | 45 | 352-11.7 |
| TOTAL | | | | | | | | | | | | | |

### BELINDA KUNCZT (1989-91)

| YEAR | GP-GS | MPG | FGM-FGA | PCT | 3PM-3PA | PCT | FTM-FTA | PCT | REB-AVG | AST | BLK | STL | PTS-AVG |
|---|---|---|---|---|---|---|---|---|---|---|---|---|---|
| 1989-90 | 30-0 | 12.6 | 53-115 | .461 | 0-0 | .000 | 20-34 | .588 | 118-3.9 | 5 | 35 | 5 | 126-4.2 |
| 1990-91 | 30-3 | 13.4 | 71-159 | .447 | 0-0 | .000 | 24-36 | .667 | 98-3.3 | 7 | 18 | 12 | 166-5.5 |
| TOTAL | 60-3 | 13.0 | 124-274 | .453 | 0-0 | .000 | 44-70 | .629 | 216-3.6 | 12 | 53 | 17 | 292-4.9 |

### LATASHA LATTIMORE (2022-PRES)

| YEAR | GP-GS | MPG | FGM-FGA | PCT | 3PM-3PA | PCT | FTM-FTA | PCT | REB-AVG | AST | BLK | STL | PTS-AVG |
|---|---|---|---|---|---|---|---|---|---|---|---|---|---|
| 2022-23 | 9-0 | 14.2 | 27-47 | .574 | 2-4 | .500 | 13-18 | .722 | 29-3.2 | 4 | 7 | 5 | 69-7.7 |
| TOTAL | 9-0 | 14.2 | 27-47 | .574 | 2-4 | .500 | 13-18 | .722 | 29-3.2 | 4 | 7 | 5 | 69-7.7 |

### ANN LAVRINOVICH (1980-81)

| YEAR | GP-GS | MPG | FGM-FGA | PCT | 3PM-3PA | PCT | FTM-FTA | PCT | REB-AVG | AST | BLK | STL | PTS-AVG |
|---|---|---|---|---|---|---|---|---|---|---|---|---|---|
| 1980-81 | 7-0 | --- | 4-10 | .400 | --- | --- | 0-0 | .000 | 11-1.6 | 1 | 0 | 1 | 8-1.1 |
| TOTAL | 7-0 | --- | 4-10 | .400 | --- | --- | 0-0 | .000 | 11-1.6 | 1 | 0 | 1 | 8-1.1 |

### LORI LEWMAN (1983-85)

| YEAR | GP-GS | MPG | FGM-FGA | PCT | 3PM-3PA | PCT | FTM-FTA | PCT | REB-AVG | AST | BLK | STL | PTS-AVG |
|---|---|---|---|---|---|---|---|---|---|---|---|---|---|
| 1983-84 | DNP | | DNP | | DNP | | DNP | | DNP | | DNP | | |
| 1984-85 | 23-21 | --- | 81-185 | .438 | --- | --- | 17-23 | .739 | 58-2.5 | 31 | 3 | 16 | 179-7.9 |
| TOTAL | 23-21 | --- | 81-185 | .438 | --- | --- | 17-23 | .739 | 58-2.5 | 31 | 3 | 16 | 179-7.9 |

### KRISTIN LICHTENWALNER (1981-85)

| YEAR | GP-GS | MPG | FGM-FGA | PCT | 3PM-3PA | PCT | FTM-FTA | PCT | REB-AVG | AST | BLK | STL | PTS-AVG |
|---|---|---|---|---|---|---|---|---|---|---|---|---|---|
| 1981-82 | 19-0 | --- | 18-36 | .500 | --- | --- | 8-17 | .471 | 50-2.6 | 13 | 0 | 12 | 44-2.3 |
| 1982-83 | | NO STATS AVAILABLE | | | | | NO STATS AVAILABLE | | | | | | |
| 1983-84 | 30-2 | --- | 47-103 | .456 | --- | --- | 18-42 | .429 | 99-3.3 | 17 | 1 | 10 | 112-3.7 |
| 1984-85 | 28-28 | --- | 38-89 | .427 | --- | --- | 16-31 | .516 | 83-3.0 | 40 | 2 | 43 | 92-3.3 |
| TOTAL | | | | | | | | | | | | | |

### KIM LUSINSKI (1975-77)

| YEAR | GP-GS | MPG | FGM-FGA | PCT | 3PM-3PA | PCT | FTM-FTA | PCT | REB-AVG | AST | BLK | STL | PTS-AVG |
|---|---|---|---|---|---|---|---|---|---|---|---|---|---|
| 1975-76 | | NO STATS AVAILABLE | | | | | NO STATS AVAILABLE | | | | | | |
| 1976-77 | | | | NO STATS AVAILABLE | | | | | NO STATS AVAILABLE | | | | |
| TOTAL | | NO STATS AVAILABLE | | | | | NO STATS AVAILABLE | | | | | | |

### MARGUERITE MAGGS (1978-79)

| YEAR | GP-GS | MPG | FGM-FGA | PCT | 3PM-3PA | PCT | FTM-FTA | PCT | REB-AVG | AST | BLK | STL | PTS-AVG |
|---|---|---|---|---|---|---|---|---|---|---|---|---|---|
| 1978-79 | | NO STATS AVAILABLE | | | | | NO STATS AVAILABLE | | | | | | |
| TOTAL | | | | NO STATS AVAILABLE | | | | | NO STATS AVAILABLE | | | | |

# CAREER STATS: MAI-MCC

**GALIA MAIK (1991-94)**

| YEAR | GP-GS | MPG | FGM-FGA | PCT | 3PM-3PA | PCT | FTM-FTA | PCT | REB-AVG | AST | BLK | STL | PTS-AVG |
|---|---|---|---|---|---|---|---|---|---|---|---|---|---|
| 1991-92 | 12-0 | 3.2 | 3-10 | .300 | 0-0 | .000 | 2-4 | .500 | 9-0.8 | 0 | 0 | 2 | 8-0.7 |
| 1992-93 | 5-0 | 2.0 | 0-0 | .000 | 0-0 | .000 | 1-2 | .500 | 2-0.4 | 0 | 0 | 0 | 1-0.2 |
| 1993-94 | 11-2 | 12.4 | 9-31 | .290 | 0-0 | .000 | 2-6 | .333 | 29-2.6 | 4 | 0 | 5 | 20-1.8 |
| TOTAL | 28-2 | 5.7 | 12-41 | .292 | 0-0 | .000 | 5-12 | .417 | 40-1.4 | 4 | 0 | 7 | 29-1.0 |

**DONNA MAPP (1981-83)**

| YEAR | GP-GS | MPG | FGM-FGA | PCT | 3PM-3PA | PCT | FTM-FTA | PCT | REB-AVG | AST | BLK | STL | PTS-AVG |
|---|---|---|---|---|---|---|---|---|---|---|---|---|---|
| 1981-82 | 27-6 | --- | 80-201 | .400 | --- | --- | 30-73 | .411 | 179-6.6 | 7 | 9 | 20 | 190-7.0 |
| 1982-83 | | NO STATS AVAILABLE | | | | | NO STATS AVAILABLE | | | | | | |
| TOTAL | | | | | | | | | | | | | |

**TATJANA MARINCIC (2002-06)**

| YEAR | GP-GS | MPG | FGM-FGA | PCT | 3PM-3PA | PCT | FTM-FTA | PCT | REB-AVG | AST | BLK | STL | PTS-AVG |
|---|---|---|---|---|---|---|---|---|---|---|---|---|---|
| 2002-03 | 22-0 | 9.2 | 18-45 | .400 | 2-18 | .111 | 4-8 | .500 | 32-1.5 | 10 | 0 | 7 | 42-1.9 |
| 2003-04 | 13-0 | 9.0 | 8-26 | .308 | 0-5 | .000 | 11-14 | .786 | 15-1.2 | 8 | 0 | 8 | 27-2.1 |
| 2004-05 | 28-7 | 19.6 | 43-91 | .473 | 4-14 | .286 | 37-47 | .787 | 96-3.4 | 29 | 14 | 22 | 127-4.5 |
| 2005-06 | 16-0 | 5.3 | 7-16 | .438 | 1-2 | .500 | 5-6 | .833 | 15-0.9 | 2 | 4 | 5 | 20-1.3 |
| TOTAL | 79-7 | 10.8 | 76-178 | .427 | 7-39 | .179 | 57-75 | .760 | 158-2.0 | 49 | 18 | 42 | 216-2.7 |

**DEBBIE MARSHALL (1980-85)**

| YEAR | GP-GS | MPG | FGM-FGA | PCT | 3PM-3PA | PCT | FTM-FTA | PCT | REB-AVG | AST | BLK | STL | PTS-AVG |
|---|---|---|---|---|---|---|---|---|---|---|---|---|---|
| 1980-81 | DNP | | | | | | | | | | | | |
| 1981-82 | 1-0 | --- | 0-2 | .000 | --- | --- | 0-0 | .000 | 1-1.0 | 1 | 0 | 2 | 0-0.0 |
| 1982-83 | | NO STATS AVAILABLE | | | | | NO STATS AVAILABLE | | | | | | |
| 1983-84 | 31-30 | --- | 129-309 | .417 | --- | --- | 23-34 | .676 | 76-2.5 | 65 | 9 | 46 | 281-9.1 |
| 1984-85 | 28-9 | --- | 93-216 | .431 | --- | --- | 31-51 | .608 | 79-2.8 | 69 | 12 | 50 | 217-7.8 |
| TOTAL | | | | | | | | | | | | | |

**KELSEY MARSHALL (2017-22)**

| YEAR | GP-GS | MPG | FGM-FGA | PCT | 3PM-3PA | PCT | FTM-FTA | PCT | REB-AVG | AST | BLK | STL | PTS-AVG |
|---|---|---|---|---|---|---|---|---|---|---|---|---|---|
| 2017-18 | 31-0 | 19.3 | 80-221 | .362 | 51-155 | .329 | 37-50 | .740 | 68-2.2 | 39 | 1 | 25 | 248-8.0 |
| 2018-19 | 34-20 | 23.3 | 94-248 | .379 | 67-179 | .374 | 11-18 | .611 | 78-2.3 | 60 | 5 | 26 | 266-7.8 |
| 2019-20 | 30-29 | 27.7 | 118-299 | .395 | 74-206 | .359 | 31-43 | .721 | 68-2.3 | 72 | 8 | 27 | 341-11.4 |
| 2020-21 | 21-19 | 28.5 | 98-275 | .356 | 49-166 | .295 | 33-46 | .717 | 61-2.9 | 37 | 3 | 21 | 278-13.2 |
| 2021-22 | 34-34 | 31.9 | 164-411 | .399 | 82-241 | .340 | 56-79 | .709 | 114-3.4 | 91 | 9 | 45 | 466-13.7 |
| TOTAL | 150-102 | 26.0 | 554-1454 | .381 | 323-947 | .341 | 168-236 | .712 | 389-2.6 | 299 | 26 | 144 | 1599-10.7 |

**TANIA MARTIN (1985-87)**

| YEAR | GP-GS | MPG | FGM-FGA | PCT | 3PM-3PA | PCT | FTM-FTA | PCT | REB-AVG | AST | BLK | STL | PTS-AVG |
|---|---|---|---|---|---|---|---|---|---|---|---|---|---|
| 1985-86 | 18-3 | 9.8 | 11-42 | .262 | --- | --- | 7-10 | .700 | 20-1.1 | 16 | 1 | 7 | 29-1.6 |
| 1986-87 | 6-0 | 3.8 | 3-8 | .375 | --- | --- | 0-1 | .000 | 3-0.5 | 1 | 0 | 0 | 6-1.0 |
| TOTAL | 24-3 | 6.8 | 14-50 | .280 | --- | --- | 7-11 | .636 | 23-1.0 | 17 | 1 | 8 | 35-1.5 |

**TAYLOR MASON (2017-21)**

| YEAR | GP-GS | MPG | FGM-FGA | PCT | 3PM-3PA | PCT | FTM-FTA | PCT | REB-AVG | AST | BLK | STL | PTS-AVG |
|---|---|---|---|---|---|---|---|---|---|---|---|---|---|
| 2017-18 | 32-0 | 12.4 | 26-79 | .329 | 4-15 | .267 | 22-37 | .595 | 46-1.4 | 23 | 0 | 13 | 78-2.4 |
| 2018-19 | 34-0 | 15.9 | 31-100 | .310 | 8-36 | .222 | 34-45 | .756 | 68-2.0 | 41 | 1 | 11 | 104-3.1 |
| 2019-20 | 28-1 | 18.9 | 44-141 | .312 | 14-53 | .264 | 31-44 | .705 | 55-2.0 | 30 | 3 | 17 | 133-4.8 |
| 2020-21 | 22-19 | 28.2 | 60-174 | .345 | 11-42 | .262 | 42-63 | .667 | 97-4.4 | 47 | 0 | 20 | 173-7.9 |
| TOTAL | 116-20 | 18.0 | 161-494 | .326 | 37-146 | .253 | 129-189 | .683 | 266-2.3 | 141 | 4 | 61 | 488-4.2 |

**NAOMI MBANDU (2020-22)**

| YEAR | GP-GS | MPG | FGM-FGA | PCT | 3PM-3PA | PCT | FTM-FTA | PCT | REB-AVG | AST | BLK | STL | PTS-AVG |
|---|---|---|---|---|---|---|---|---|---|---|---|---|---|
| 2020-21 | 22-16 | 25.9 | 62-133 | .466 | 10-33 | .303 | 43-52 | .827 | 104-4.7 | 36 | 4 | 31 | 177-8.0 |
| 2021-22 | 33-13 | 15.8 | 45-116 | .388 | 6-32 | .188 | 20-28 | .714 | 94-2.8 | 67 | 11 | 53 | 293-5.3 |
| TOTAL | 55-29 | 19.8 | 107-249 | .430 | 16-65 | .246 | 63-80 | .788 | 198-3.6 | 67 | 11 | 53 | 293-5.3 |

**CAROLYN MCCARTHY (1981-83)**

| YEAR | GP-GS | MPG | FGM-FGA | PCT | 3PM-3PA | PCT | FTM-FTA | PCT | REB-AVG | AST | BLK | STL | PTS-AVG |
|---|---|---|---|---|---|---|---|---|---|---|---|---|---|
| 1981-82 | 21-0 | --- | 14-33 | .424 | --- | --- | 19-29 | .655 | 23-1.1 | 19 | 0 | 13 | 47-2.2 |
| 1982-83 | | NO STATS AVAILABLE | | | | | NO STATS AVAILABLE | | | | | | |
| TOTAL | | | | | | | | | | | | | |

# CAREER STATS: MCC-MIT

**YALONDA McCORMICK (2001-05)**

| YEAR | GP-GS | MPG | FGM-FGA | PCT | 3PM-3PA | PCT | FTM-FTA | PCT | REB-AVG | AST | BLK | STL | PTS-AVG |
|---|---|---|---|---|---|---|---|---|---|---|---|---|---|
| 2001-02 | 17-0 | | 21-72 | .292 | 1-9 | .111 | 7-11 | .636 | 22-1.3 | 30 | 0 | 9 | 50-2.9 |
| 2002-03 | 31-31 | 30.5 | 125-300 | .417 | 17-52 | .327 | 49-69 | .710 | 98-3.2 | 185 | 7 | 100 | 316-10.2 |
| 2003-04 | 29-29 | 38.1 | 126-333 | .378 | 52-145 | .359 | 50-65 | .769 | 114-3.9 | 157 | 11 | 93 | 354-12.2 |
| 2004-05 | 28-27 | 36.4 | 139-369 | .377 | 40-136 | .294 | 34-53 | .642 | 117-4.2 | 167 | 7 | 78 | 352-12.6 |
| TOTAL | 105-87 | | 411-1074 | .383 | 110-342 | .322 | 140-198 | .707 | 351-3.3 | 539 | 25 | 280 | 1,072-10.2 |

**JOHONNA MCCRAY (1980-81; 1982-83)**

| YEAR | GP-GS | MPG | FGM-FGA | PCT | 3PM-3PA | PCT | FTM-FTA | PCT | REB-AVG | AST | BLK | STL | PTS-AVG |
|---|---|---|---|---|---|---|---|---|---|---|---|---|---|
| 1980-81 | 25-0 | --- | 36-104 | .346 | --- | --- | 10-22 | .455 | 82-3.3 | 1 | 13 | 12 | 82-3.3 |
| 1981-82 | DNP | | | | | | | | | | | | |
| 1982-83 | --- | --- | 35-81 | .432 | --- | --- | 14-31 | .452 | 83-3.6 | ? | ? | ? | 84-3.7 |
| TOTAL | | | | | | | | | | | | | |

**MARGARET MCCRYSTAL (1976-79)**

| YEAR | GP-GS | MPG | FGM-FGA | PCT | 3PM-3PA | PCT | FTM-FTA | PCT | REB-AVG | AST | BLK | STL | PTS-AVG |
|---|---|---|---|---|---|---|---|---|---|---|---|---|---|
| 1976-77 | | NO STATS AVAILABLE | | | | | NO STATS AVAILABLE | | | | | | |
| 1977-78 | | | | NO STATS AVAILABLE | | | | | NO STATS AVAILABLE | | | | |
| 1978-79 | | NO STATS AVAILABLE | | | | | NO STATS AVAILABLE | | | | | | |
| TOTAL | | | | NO STATS AVAILABLE | | | | | NO STATS AVAILABLE | | | | |

**RONNIE MCGARRY (1990-94)**

| YEAR | GP-GS | MPG | FGM-FGA | PCT | 3PM-3PA | PCT | FTM-FTA | PCT | REB-AVG | AST | BLK | STL | PTS-AVG |
|---|---|---|---|---|---|---|---|---|---|---|---|---|---|
| 1990-91 | 30-30 | 32.0 | 123-291 | .423 | 1-2 | .500 | 42-81 | .519 | 139-4.6 | 79 | 11 | 66 | 289-9.6 |
| 1991-92 | 32-32 | 27.4 | 90-185 | .486 | 0-1 | .000 | 31-50 | .620 | 143-4.5 | 45 | 16 | 62 | 211-6.6 |
| 1992-93 | 28-24 | 26.6 | 49-141 | .348 | 0-2 | .0000 | 19-33 | .576 | 154-5.5 | 38 | 8 | 47 | 117-4.2 |
| 1993-94 | 27-26 | 30.2 | 64-171 | .374 | 1-7 | .143 | 52-89 | .584 | 119-4.4 | 53 | 16 | 49 | 181-6.7 |
| TOTAL | 117-112 | 29.1 | 326-788 | .414 | 2-12 | .167 | 144-253 | .569 | 555-4.7 | 215 | 52 | 224 | 798-6.8 |

**TONI MCGRAW (1987-88)**

| YEAR | GP-GS | MPG | FGM-FGA | PCT | 3PM-3PA | PCT | FTM-FTA | PCT | REB-AVG | AST | BLK | STL | PTS-AVG |
|---|---|---|---|---|---|---|---|---|---|---|---|---|---|
| 1987-88 | 12-0 | 4.8 | 7-19 | .368 | 0-0 | .000 | 3-4 | .750 | 9-0.8 | 7 | 0 | 5 | 17-1.4 |
| TOTAL | 12-0 | 4.8 | 7-19 | .368 | 0-0 | .000 | 3-4 | .750 | 9-0.8 | 7 | 0 | 5 | 17-1.4 |

**SURIYA MCGUIRE (2011-15)**

| YEAR | GP-GS | MPG | FGM-FGA | PCT | 3PM-3PA | PCT | FTM-FTA | PCT | REB-AVG | AST | BLK | STL | PTS-AVG |
|---|---|---|---|---|---|---|---|---|---|---|---|---|---|
| 2011-12 | 31-0 | 10.4 | 39-92 | .424 | 3-8 | .375 | 19-32 | .594 | 53-1.7 | 24 | 11 | 26 | 100-3.2 |
| 2012-13 | 32-21 | 24.1 | 92-250 | .368 | 6-29 | .207 | 40-72 | .556 | 116-3.6 | 72 | 22 | 44 | 230-7.2 |
| 2013-14 | 31-20 | 24.8 | 115-269 | .428 | 4-27 | .148 | 52-92 | .565 | 140-4.5 | 51 | 31 | 43 | 286-9.2 |
| 2014-15 | 33-26 | 21.6 | 71-207 | .343 | 11-44 | .250 | 61-105 | .581 | 142-4.3 | 50 | 12 | 33 | 214-6.5 |
| TOTAL | 127-67 | 20.3 | 317-818 | .388 | 24-108 | .222 | 172-301 | .571 | 451-3.6 | 197 | 76 | 146 | 830-6.5 |

**LISA MELENDEZ (1991-92)**

| YEAR | GP-GS | MPG | FGM-FGA | PCT | 3PM-3PA | PCT | FTM-FTA | PCT | REB-AVG | AST | BLK | STL | PTS-AVG |
|---|---|---|---|---|---|---|---|---|---|---|---|---|---|
| 1991-92 | 12-0 | 2.4 | 0-6 | .000 | 0-0 | .000 | 2-5 | .400 | 6-0.5 | 1 | 1 | 4 | 2-0.2 |
| TOTAL | 12-0 | 2.4 | 0-6 | .000 | 0-0 | .000 | 2-5 | .400 | 6-0.5 | 1 | 1 | 4 | 2-0.2 |

**YASMIN MENDOZA (1992-94)**

| YEAR | GP-GS | MPG | FGM-FGA | PCT | 3PM-3PA | PCT | FTM-FTA | PCT | REB-AVG | AST | BLK | STL | PTS-AVG |
|---|---|---|---|---|---|---|---|---|---|---|---|---|---|
| 1992-93 | 3-0 | 2.0 | 1-3 | .333 | 0-1 | .000 | 0-1 | .000 | 2-0.7 | 1 | 0 | 1 | 2-0.7 |
| 1993-94 | 1-0 | 3.0 | 1-2 | .500 | 0-1 | .000 | 0-0 | .000 | 0-0.0 | 1 | 0 | 1 | 2-2.0 |
| TOTAL | 4-0 | 2.5 | 2-5 | .400 | 0-2 | .000 | 0-1 | .000 | 2-0.7 | 2 | 0 | 2 | 4-1.0 |

**LAUVE METCALFE (1972-73)**

| YEAR | GP-GS | MPG | FGM-FGA | PCT | 3PM-3PA | PCT | FTM-FTA | PCT | REB-AVG | AST | BLK | STL | PTS-AVG |
|---|---|---|---|---|---|---|---|---|---|---|---|---|---|
| 1972-73 | | NO STATS AVAILABLE | | | | | NO STATS AVAILABLE | | | | | | |
| TOTAL | | | | NO STATS AVAILABLE | | | | | NO STATS AVAILABLE | | | | |

**LYNN MILLER (1972-73)**

| YEAR | GP-GS | MPG | FGM-FGA | PCT | 3PM-3PA | PCT | FTM-FTA | PCT | REB-AVG | AST | BLK | STL | PTS-AVG |
|---|---|---|---|---|---|---|---|---|---|---|---|---|---|
| 1972-73 | | NO STATS AVAILABLE | | | | | NO STATS AVAILABLE | | | | | | |
| TOTAL | | | | NO STATS AVAILABLE | | | | | NO STATS AVAILABLE | | | | |

**KATHY MITCHELL (1978-79)**

| YEAR | GP-GS | MPG | FGM-FGA | PCT | 3PM-3PA | PCT | FTM-FTA | PCT | REB-AVG | AST | BLK | STL | PTS-AVG |
|---|---|---|---|---|---|---|---|---|---|---|---|---|---|
| 1978-79 | | NO STATS AVAILABLE | | | | | NO STATS AVAILABLE | | | | | | |
| TOTAL | | | | NO STATS AVAILABLE | | | | | NO STATS AVAILABLE | | | | |

# CAREER STATS: MIT-MUR

### NICKKI MITCHELL (1992-94)

| YEAR | GP-GS | MPG | FGM-FGA | PCT | 3PM-3PA | PCT | FTM-FTA | PCT | REB-AVG | AST | BLK | STL | PTS-AVG |
|---|---|---|---|---|---|---|---|---|---|---|---|---|---|
| 1992-93 | 27-2 | 8.3 | 18-39 | .462 | 2-6 | .333 | 22-34 | .647 | 25-0.9 | 24 | 0 | 16 | 60-2.2 |
| 1993-94 | 27-27 | 33.6 | 121-307 | .394 | 41-133 | .308 | 50-85 | .588 | 89-3.3 | 65 | 3 | 45 | 333-12.3 |
| TOTAL | 54-29 | 21.0 | 139-346 | .402 | 43-139 | .309 | 72-119 | .605 | 114-2.1 | 89 | 3 | 61 | 393-7.3 |

### BEATRICE MOMPREMIER (2017-20)

| YEAR | GP-GS | MPG | FGM-FGA | PCT | 3PM-3PA | PCT | FTM-FTA | PCT | REB-AVG | AST | BLK | STL | PTS-AVG |
|---|---|---|---|---|---|---|---|---|---|---|---|---|---|
| 2017-18 | DNP | | | | | | | | | | | | |
| 2018-19 | 33-32 | 29.5 | 223-422 | .528 | 1-3 | .333 | 103-178 | .579 | 401-12.2 | 31 | 34 | 31 | 550-16.7 |
| 2019-20 | 17-14 | 25.9 | 110-211 | .521 | 4-13 | .308 | 62-88 | .705 | 167-9.8 | 10 | 24 | 18 | 286-16.8 |
| TOTAL | 50-46 | 28.3 | 333-633 | .526 | 5-16 | .313 | 165-266 | .620 | 568-11.4 | 41 | 58 | 49 | 836-16.7 |

### DAMISHA MOORE (2007-09)

| YEAR | GP-GS | MPG | FGM-FGA | PCT | 3PM-3PA | PCT | FTM-FTA | PCT | REB-AVG | AST | BLK | STL | PTS-AVG |
|---|---|---|---|---|---|---|---|---|---|---|---|---|---|
| 2007-08 | 18-3 | 12.5 | 25-69 | .362 | 3-22 | .136 | 4-5 | .800 | 44-2.4 | 15 | 4 | 4 | 57-3.2 |
| 2008-09 | 22-8 | 9.7 | 23-66 | .348 | 2-16 | .125 | 4-8 | .500 | 18-0.8 | 19 | 3 | 11 | 52-2.4 |
| TOTAL | 40-11 | 11.0 | 48-135 | .356 | 5-38 | .132 | 8-13 | .615 | 62-1.6 | 34 | 7 | 15 | 109-2.7 |

### SARAH MORTENSEN (2016-19)

| YEAR | GP-GS | MPG | FGM-FGA | PCT | 3PM-3PA | PCT | FTM-FTA | PCT | REB-AVG | AST | BLK | STL | PTS-AVG |
|---|---|---|---|---|---|---|---|---|---|---|---|---|---|
| 2016-17 | 30-0 | 7.2 | 26-69 | .377 | 16-40 | .400 | 4-9 | .444 | 50-1.7 | 13 | 2 | 4 | 72-2.4 |
| 2017-18 | 26-5 | 13.3 | 34-90 | .378 | 15-51 | .294 | 11-17 | .647 | 56-2.2 | 8 | 5 | 9 | 94-3.6 |
| 2018-19 | 34-1 | 10.0 | 34-88 | .386 | 29-72 | .403 | 3-8 | .375 | 43-1.3 | 15 | 3 | 11 | 100-2.9 |
| TOTAL | 90-6 | 10.0 | 94-247 | .381 | 60-163 | .368 | 18-34 | .529 | 149 -1.7 | 36 | 10 | 24 | 266-3.0 |

### ROCHELLE MOSS (1973-75)

| YEAR | GP-GS | MPG | FGM-FGA | PCT | 3PM-3PA | PCT | FTM-FTA | PCT | REB-AVG | AST | BLK | STL | PTS-AVG |
|---|---|---|---|---|---|---|---|---|---|---|---|---|---|
| 1973-74 | | NO STATS AVAILABLE | | | | | NO STATS AVAILABLE | | | | | | |
| 1974-75 | | | NO STATS AVAILABLE | | | | | | NO STATS AVAILABLE | | | | |
| TOTAL | | NO STATS AVAILABLE | | | | | NO STATS AVAILABLE | | | | | | |

### ADRIENNE MOTLEY (2013-17)

| YEAR | GP-GS | MPG | FGM-FGA | PCT | 3PM-3PA | PCT | FTM-FTA | PCT | REB-AVG | AST | BLK | STL | PTS-AVG |
|---|---|---|---|---|---|---|---|---|---|---|---|---|---|
| 2013-14 | 31-28 | 29.3 | 128-288 | .444 | 21-70 | .300 | 66-91 | .725 | 122-3.9 | 82 | 5 | 39 | 343-11.1 |
| 2014-15 | 33-33 | 31.4 | 214-435 | .492 | 35-99 | .354 | 94-123 | .764 | 139-4.2 | 68 | 3 | 47 | 557-16.9 |
| 2015-16 | 33-33 | 30.3 | 191-440 | .529 | 58-159 | .365 | 79-103 | .767 | 119-3.6 | 84 | 2 | 53 | 519-15.7 |
| 2016-17 | 32-32 | 30.1 | 156-374 | .417 | 55-149 | .359 | 58-79 | .734 | 93-2.9 | 86 | 12 | 34 | 425-13.3 |
| TOTAL | 129-126 | 30.3 | 689-1537 | .448 | 169-477 | .354 | 297-396 | .750 | 473-3.7 | 320 | 22 | 173 | 1,844-14.3 |

### LORRAINE MOUNTS (1978-79)

| YEAR | GP-GS | MPG | FGM-FGA | PCT | 3PM-3PA | PCT | FTM-FTA | PCT | REB-AVG | AST | BLK | STL | PTS-AVG |
|---|---|---|---|---|---|---|---|---|---|---|---|---|---|
| 1978-79 | | NO STATS AVAILABLE | | | | | NO STATS AVAILABLE | | | | | | |
| TOTAL | | | NO STATS AVAILABLE | | | | | | NO STATS AVAILABLE | | | | |

### NANCY MULKEWICZ (1973-74)

| YEAR | GP-GS | MPG | FGM-FGA | PCT | 3PM-3PA | PCT | FTM-FTA | PCT | REB-AVG | AST | BLK | STL | PTS-AVG |
|---|---|---|---|---|---|---|---|---|---|---|---|---|---|
| 1973-74 | | NO STATS AVAILABLE | | | | | NO STATS AVAILABLE | | | | | | |
| TOTAL | | | NO STATS AVAILABLE | | | | | | NO STATS AVAILABLE | | | | |

### ANNETTE MULLIN (1987-88)

| YEAR | GP-GS | MPG | FGM-FGA | PCT | 3PM-3PA | PCT | FTM-FTA | PCT | REB-AVG | AST | BLK | STL | PTS-AVG |
|---|---|---|---|---|---|---|---|---|---|---|---|---|---|
| 1987-88 | | NO STATS AVAILABLE | | | | | NO STATS AVAILABLE | | | | | | |
| TOTAL | | | NO STATS AVAILABLE | | | | | | NO STATS AVAILABLE | | | | |

### MECHELLE MURRAY (1994-98)

| YEAR | GP-GS | MPG | FGM-FGA | PCT | 3PM-3PA | PCT | FTM-FTA | PCT | REB-AVG | AST | BLK | STL | PTS-AVG |
|---|---|---|---|---|---|---|---|---|---|---|---|---|---|
| 1994-95 | 19-1 | 12.3 | 36-92 | .391 | 9-30 | .300 | 13-20 | .650 | 47-2.5 | 11 | 3 | 27 | 94-4.9 |
| 1995-96 | 26-0 | 10.1 | 32-96 | .333 | 3-22 | .136 | 13-20 | .650 | 43-1.7 | 7 | 2 | 13 | 80-3.1 |
| 1996-97 | 27-N/A | N/A | 40-116 | .345 | 10-42 | .238 | 26-47 | .553 | 56-2.1 | 14 | 5 | 9 | 116-4.3 |
| 1997-98 | 27-17 | 17.7 | 62-178 | .348 | 16-55 | .291 | 45-65 | .692 | 93-3.4 | 26 | 7 | 25 | 185-6.9 |
| TOTAL | 99-18 | --- | 170-482 | .352 | 38-149 | | | | | | | | |

### SHERON MURRAY (1993-96)

| YEAR | GP-GS | MPG | FGM-FGA | PCT | 3PM-3PA | PCT | FTM-FTA | PCT | REB-AVG | AST | BLK | STL | PTS-AVG |
|---|---|---|---|---|---|---|---|---|---|---|---|---|---|
| 1993-94 | 26-12 | 17.7 | 67-179 | .374 | 7-13 | .538 | 12-22 | .545 | 89-3.4 | 15 | 5 | 24 | 153-5.9 |
| 1994-95 | 22-17 | 26.0 | 109-274 | .398 | 3-15 | .200 | 15-33 | .455 | 117-5.3 | 19 | 5 | 24 | 236-10.7 |
| 1995-96 | 10-0 | 5.3 | 7-21 | .333 | 0-0 | .000 | 6-9 | .667 | 8-0.8 | 3 | 0 | 1 | 20-2.0 |
| TOTAL | 58-29 | 16.3 | 183-474 | .386 | 10-28 | .357 | 33-64 | .516 | 214-3.7 | 37 | 10 | 49 | 409-7.1 |

# CAREER STATS: NAG-PEN

### BOBBI NAGEL (1975-76)

| YEAR | GP-GS | MPG | FGM-FGA | PCT | 3PM-3PA | PCT | FTM-FTA | PCT | REB-AVG | AST | BLK | STL | PTS-AVG |
|---|---|---|---|---|---|---|---|---|---|---|---|---|---|
| 1975-76 | | NO STATS AVAILABLE | | | | | NO STATS AVAILABLE | | | | | | |
| TOTAL | | | | NO STATS AVAILABLE | | | | | NO STATS AVAILABLE | | | | |

### DONA NANDO (1997-01)

| YEAR | GP-GS | MPG | FGM-FGA | PCT | 3PM-3PA | PCT | FTM-FTA | PCT | REB-AVG | AST | BLK | STL | PTS-AVG |
|---|---|---|---|---|---|---|---|---|---|---|---|---|---|
| 1997-98 | 19-0 | 5.1 | 3-11 | .273 | 0-0 | .000 | 8-9 | .889 | 8-0.4 | 9 | 1 | 5 | 14-0.7 |
| 1998-99 | 9-0 | 2.2 | 0-3 | .000 | 0-0 | .000 | 2-2 | 1.000 | 2-0.2 | 2 | 0 | 0 | 2-0.2 |
| 1999-00 | 15-1 | 11.9 | 27-59 | .458 | 7-15 | .467 | 14-22 | .636 | 25-1.7 | 16 | 0 | 11 | 75-5.0 |
| 2000-01 | 27-14 | 19.0 | 29-99 | .293 | 5-27 | .185 | 15-20 | .750 | 42-1.6 | 48 | 0 | 30 | 78-2.9 |
| TOTAL | 70-15 | 9.6 | 59-172 | .343 | 12-42 | .286 | 39-53 | .736 | 77-1.1 | 75 | 1 | 46 | 169-2.4 |

### LORI NELSON (1979-81)

| YEAR | GP-GS | MPG | FGM-FGA | PCT | 3PM-3PA | PCT | FTM-FTA | PCT | REB-AVG | AST | BLK | STL | PTS-AVG |
|---|---|---|---|---|---|---|---|---|---|---|---|---|---|
| 1979-80 | 28-2 | --- | 53-121 | .438 | --- | --- | 20-37 | .540 | 60-2.1 | 10 | 9 | 17 | 126-4.5 |
| 1980-81 | 23-0 | --- | 43-100 | .430 | --- | --- | 26-41 | .634 | 59-2.6 | 17 | 3 | 10 | 112-4.9 |
| TOTAL | 51-2 | --- | 96-221 | .434 | --- | --- | 46-78 | .590 | 119-2.3 | 27 | 12 | 27 | 238-4.7 |

### RACHEL OATES (1997-98)

| YEAR | GP-GS | MPG | FGM-FGA | PCT | 3PM-3PA | PCT | FTM-FTA | PCT | REB-AVG | AST | BLK | STL | PTS-AVG |
|---|---|---|---|---|---|---|---|---|---|---|---|---|---|
| 1997-98 | 2-0 | 1.5 | 0-2 | .000 | 0-0 | .000 | 0-0 | .000 | 0-0.0 | 0 | 0 | 0 | 0-0.0 |
| 1998-99 | 5-0 | 1.4 | 2-2 | 1.000 | 0-0 | .000 | 1-2 | .500 | 0-0.0 | 0 | 0 | 1 | 5-1.0 |
| TOTAL | 7-0 | 1.5 | 2-4 | .500 | 0-0 | .000 | 1-2 | .500 | 0-0.0 | 0 | 0 | 1 | 5-0.7 |

### CHISO OKAFOR (2021-23)

| YEAR | GP-GS | MPG | FGM-FGA | PCT | 3PM-3PA | PCT | FTM-FTA | PCT | REB-AVG | AST | BLK | STL | PTS-AVG |
|---|---|---|---|---|---|---|---|---|---|---|---|---|---|
| 2021-22 | 7-0 | 3.7 | 1-4 | .250 | 0-0 | .000 | 1-4 | .250 | 6-0.9 | 1 | 1 | 1 | 3-0.4 |
| 2022-23 | DNP | | DNP | | DNP | | DNP | | DNP | | DNP | | DNP |
| TOTAL | 7-0 | 3.7 | 1-4 | .250 | 0-0 | .000 | 1-4 | .250 | 6-0.9 | 1 | 1 | 1 | 3-0.4 |

### KYLA OLDACRE (2022-PRES)

| YEAR | GP-GS | MPG | FGM-FGA | PCT | 3PM-3PA | PCT | FTM-FTA | PCT | REB-AVG | AST | BLK | STL | PTS-AVG |
|---|---|---|---|---|---|---|---|---|---|---|---|---|---|
| 2022-23 | 23-0 | 11.5 | 36-79 | .456 | 0-0 | .000 | 19-27 | .704 | 71-3.1 | 4 | 9 | 13 | 91-4.0 |
| TOTAL | 23-0 | 11.5 | 36-79 | .456 | 0-0 | .000 | 19-27 | .704 | 71-3.1 | 4 | 9 | 13 | 91-4.0 |

### CHRISTINE OLSON (1992-96)

| YEAR | GP-GS | MPG | FGM-FGA | PCT | 3PM-3PA | PCT | FTM-FTA | PCT | REB-AVG | AST | BLK | STL | PTS-AVG |
|---|---|---|---|---|---|---|---|---|---|---|---|---|---|
| 1992-93 | 27-0 | 7.6 | 20-46 | .435 | 0-0 | .000 | 15-23 | .652 | 40-1.5 | 2 | 9 | 6 | 55-2.0 |
| 1993-94 | 5-4 | 15.6 | 14-29 | .483 | 0-0 | .000 | 1-6 | .167 | 13-2.6 | 1 | 1 | 2 | 29-5.8 |
| 1994-95 | 23-8 | 10.4 | 22-56 | .393 | 0-0 | .000 | 7-14 | .500 | 47-2.0 | 4 | 5 | 7 | 51-2.2 |
| 1995-96 | 20-4 | 6.8 | 11-24 | .458 | 0-0 | .000 | 3-7 | .429 | 14-0.7 | 2 | 2 | 6 | 25-1.3 |
| TOTAL | 75-16 | 10.1 | 67-155 | .432 | 0-0 | .000 | 26-50 | .520 | 114-1.5 | 9 | 17 | 21 | 160-2.1 |

### LEE ANNA OSEI (2009-10)

| YEAR | GP-GS | MPG | FGM-FGA | PCT | 3PM-3PA | PCT | FTM-FTA | PCT | REB-AVG | AST | BLK | STL | PTS-AVG |
|---|---|---|---|---|---|---|---|---|---|---|---|---|---|
| 2009-10 | 8-0 | 5.0 | 0-3 | .000 | 0-0 | .000 | 4-5 | .800 | 4-0.5 | 5 | 0 | 5 | 4-0.5 |
| TOTAL | 8-0 | 5.0 | 0-3 | .000 | 0-0 | .000 | 4-5 | .800 | 4-0.5 | 5 | 0 | 5 | 4-0.5 |

### CAMILLA ÖSTH (1997-01)

| YEAR | GP-GS | MPG | FGM-FGA | PCT | 3PM-3PA | PCT | FTM-FTA | PCT | REB-AVG | AST | BLK | STL | PTS-AVG |
|---|---|---|---|---|---|---|---|---|---|---|---|---|---|
| 1997-98 | 25-0 | 7.2 | 6-27 | .222 | 1-8 | .125 | 2-4 | .500 | 17-0.7 | 11 | 6 | 6 | 15-0.6 |
| 1998-99 | 27-0 | 8.9 | 19-54 | .352 | 3-6 | .500 | 6-10 | .600 | 28-1.0 | 4 | 2 | 2 | 47-1.7 |
| 1999-00 | 15-15 | 21.1 | 38-87 | .437 | 0-1 | .000 | 16-25 | .640 | 40-2.7 | 16 | 5 | 10 | 92-6.1 |
| 2000-01 | 27-8 | 16.6 | 37-110 | .336 | 2-6 | .333 | 10-14 | .714 | 56-2.1 | 25 | 9 | 19 | 86-3.2 |
| TOTAL | 94-23 | 13.5 | 100-278 | .360 | 6-21 | .386 | 34-53 | .642 | 141-1.5 | 56 | 22 | 37 | 240-2.6 |

### AMANDA PAPUGA (1999-02)

| YEAR | GP-GS | MPG | FGM-FGA | PCT | 3PM-3PA | PCT | FTM-FTA | PCT | REB-AVG | AST | BLK | STL | PTS-AVG |
|---|---|---|---|---|---|---|---|---|---|---|---|---|---|
| 1999-00 | 14-1 | 13.2 | 23-60 | .383 | 7-20 | .350 | 9-16 | .562 | 15-1.1 | 22 | 0 | 6 | 62-4.4 |
| 2000-01 | 23-7 | 18.7 | 40-94 | .426 | 12-34 | .353 | 31-48 | .646 | 49-2.1 | 65 | 0 | 22 | 123-5.3 |
| 2001-02 | | NO STATS AVAILABLE | | | | | NO STATS AVAILABLE | | | | | | |
| TOTAL | | | | NO STATS AVAILABLE | | | | | NO STATS AVAILABLE | | | | |

### LOLA PENDANDE (2021-23)

| YEAR | GP-GS | MPG | FGM-FGA | PCT | 3PM-3PA | PCT | FTM-FTA | PCT | REB-AVG | AST | BLK | STL | PTS-AVG |
|---|---|---|---|---|---|---|---|---|---|---|---|---|---|
| 2021-22 | 34-34 | 19.5 | 99-187 | .529 | 0-3 | .000 | 40-58 | .690 | 165-4.9 | 20 | 28 | 24 | 238-7.0 |
| 2022-23 | 35-35 | 21.7 | 106-211 | .502 | 0-0 | .000 | 68-98 | .694 | 153-4.4 | 27 | 24 | 25 | 280-8.0 |
| TOTAL | 69-69 | 20.6 | 205-398 | .515 | 0-3 | .000 | 108-156 | .692 | 318-4.6 | 47 | 52 | 49 | 518-7.5 |

# CAREER STATS: PET-RAY

### NEYDJA PETITHOMME (2016-18)

| YEAR | GP-GS | MPG | FGM-FGA | PCT | 3PM-3PA | PCT | FTM-FTA | PCT | REB-AVG | AST | BLK | STL | PTS-AVG |
|---|---|---|---|---|---|---|---|---|---|---|---|---|---|
| 2016-17 | 7-0 | 1.9 | 0-2 | .000 | 0-0 | .000 | 2-4 | .500 | 2-0.3 | 3 | 0 | 1 | 2-0.3 |
| 2017-18 | 21-0 | 13.4 | 22-62 | .355 | 12-36 | .333 | 11-14 | .786 | 32-1.5 | 36 | 0 | 12 | 67-3.2 |
| TOTAL | 28-0 | 10.5 | 22-64 | .344 | 12-36 | .333 | 13-18 | .722 | 34-1.2 | 39 | 0 | 13 | 69-2.5 |

### FALLON PHANORD (2001-05)

| YEAR | GP-GS | MPG | FGM-FGA | PCT | 3PM-3PA | PCT | FTM-FTA | PCT | REB-AVG | AST | BLK | STL | PTS-AVG |
|---|---|---|---|---|---|---|---|---|---|---|---|---|---|
| 2001-02 | | NO STATS AVAILABLE | | | | | NO STATS AVAILABLE | | | | | | |
| 2002-03 | 18-0 | 9.1 | 10-31 | .323 | 0-1 | .000 | 5-11 | .455 | 22-1.2 | 12 | 0 | 13 | 25-1.4 |
| 2003-04 | 10-1 | 6.2 | 3-12 | .250 | 0-1 | .000 | 0-0 | .000 | 12-1.2 | 0 | 1 | 2 | 6-0.6 |
| 2004-05 | 29-29 | 26.5 | 50-142 | .352 | 2-13 | .154 | 32-49 | .653 | 109-3.8 | 49 | 12 | 39 | 134-4.6 |
| TOTAL | | | | | | | | | | | | | |

### JULI PIER (1980-81; 1982-85)

| YEAR | GP-GS | MPG | FGM-FGA | PCT | 3PM-3PA | PCT | FTM-FTA | PCT | REB-AVG | AST | BLK | STL | PTS-AVG |
|---|---|---|---|---|---|---|---|---|---|---|---|---|---|
| 1980-81 | 14-0 | --- | 20-45 | .444 | --- | --- | 13-23 | .565 | 36-2.6 | 5 | 13 | 6 | 53-3.8 |
| 1981-82 | DNP | | | | | | | | | | | | |
| 1982-83 | | NO STATS AVAILABLE | | | | | NO STATS AVAILABLE | | | | | | |
| 1983-84 | 16-0 | --- | 8-18 | .444 | --- | --- | 2-4 | .500 | 14-0.9 | 1 | 5 | 7 | 18-1.1 |
| 1984-85 | 8-0 | --- | 3-11 | .272 | --- | --- | 0-1 | .000 | 13-1.7 | 4 | 3 | 0 | 6-0.9 |
| TOTAL | | | | | | | | | | | | | |

### VICKI PLOWDEN (1990-93)

| YEAR | GP-GS | MPG | FGM-FGA | PCT | 3PM-3PA | PCT | FTM-FTA | PCT | REB-AVG | AST | BLK | STL | PTS-AVG |
|---|---|---|---|---|---|---|---|---|---|---|---|---|---|
| 1990-91 | 28-27 | 26.8 | 194-360 | .539 | 0-0 | .000 | 67-108 | .620 | 281-10.0 | 18 | 27 | 53 | 455-16.3 |
| 1991-92 | 32-32 | 27.4 | 194-377 | .515 | 1-2 | .500 | 87-144 | .604 | 265-8.3 | 17 | 41 | 35 | 476-14.9 |
| 1992-93 | 31-31 | 29.0 | 191-418 | .457 | 2-5 | .400 | 89-143 | .622 | 311-10.0 | 44 | 40 | 64 | 473-15.3 |
| TOTAL | 91-90 | 27.5 | 579-1155 | .501 | 3-7 | .429 | 243-395 | .615 | 857-9.4 | 79 | 108 | 152 | 1,404-15.4 |

### JILL POORMAN (1979-82)

| YEAR | GP-GS | MPG | FGM-FGA | PCT | 3PM-3PA | PCT | FTM-FTA | PCT | REB-AVG | AST | BLK | STL | PTS-AVG |
|---|---|---|---|---|---|---|---|---|---|---|---|---|---|
| 1979-80 | 34-30 | --- | 197-398 | .495 | --- | --- | 83-140 | .593 | 259-7.6 | 20 | 11 | 61 | 477-14.0 |
| 1980-81 | DNP | | | | | | | | | | | | |
| 1981-82 | 26-18 | --- | 83-182 | .456 | --- | --- | 29-42 | .690 | 109-4.2 | 19 | 9 | 21 | 195-7.5 |
| TOTAL | 60-48 | --- | 280-580 | .483 | --- | --- | 112-182 | .615 | 368-6.1 | 39 | 20 | 82 | 672-11.2 |

### MICHELLE POULIN (1974-75)

| YEAR | GP-GS | MPG | FGM-FGA | PCT | 3PM-3PA | PCT | FTM-FTA | PCT | REB-AVG | AST | BLK | STL | PTS-AVG |
|---|---|---|---|---|---|---|---|---|---|---|---|---|---|
| 1974-75 | | NO STATS AVAILABLE | | | | | NO STATS AVAILABLE | | | | | | |
| TOTAL | | | | NO STATS AVAILABLE | | | | | NO STATS AVAILABLE | | | | |

### KHAILA PRATHER (2014-17; 2018-19)

| YEAR | GP-GS | MPG | FGM-FGA | PCT | 3PM-3PA | PCT | FTM-FTA | PCT | REB-AVG | AST | BLK | STL | PTS-AVG |
|---|---|---|---|---|---|---|---|---|---|---|---|---|---|
| 2014-15 | 33-0 | 11.9 | 22-69 | .319 | 0-0 | .000 | 17-36 | .472 | 105-3.2 | 7 | 15 | 11 | 61-1.8 |
| 2015-16 | 33-2 | 10.6 | 24-67 | .358 | 0-0 | .000 | 14-35 | .400 | 88-2.7 | 5 | 9 | 16 | 62-1.9 |
| 2016-17 | 27-0 | 8.1 | 12-43 | .279 | 0-0 | .000 | 9-26 | .346 | 67-2.5 | 1 | 6 | 11 | 33-1.2 |
| 2018-19 | 21-1 | 10.1 | 14-31 | .452 | 0-0 | .000 | 9-18 | .500 | 46-2.2 | 5 | 6 | 7 | 37-1.8 |
| TOTAL | 114-3 | 10.3 | 72-210 | .343 | 0-0 | .000 | 49-115 | .426 | 306-2.7 | 18 | 36 | 45 | 193-1.7 |

### SHANNON PRESSWOOD (2000-01)

| YEAR | GP-GS | MPG | FGM-FGA | PCT | 3PM-3PA | PCT | FTM-FTA | PCT | REB-AVG | AST | BLK | STL | PTS-AVG |
|---|---|---|---|---|---|---|---|---|---|---|---|---|---|
| 2000-01 | 11-0 | 5.0 | 7-19 | .368 | 0-0 | .000 | 3-9 | .333 | 10-0.9 | 2 | 4 | 0 | 17-1.5 |
| TOTAL | 11-0 | 5.0 | 7-19 | .368 | 0-0 | .000 | 3-9 | .333 | 10-0.9 | 2 | 4 | 0 | 17-1.5 |

### LAURA QUEVEDO (2014-15)

| YEAR | GP-GS | MPG | FGM-FGA | PCT | 3PM-3PA | PCT | FTM-FTA | PCT | REB-AVG | AST | BLK | STL | PTS-AVG |
|---|---|---|---|---|---|---|---|---|---|---|---|---|---|
| 2014-15 | 15-13 | 22.0 | 27-73 | .370 | 17-50 | .340 | 18-23 | .783 | 72-4.8 | 19 | 1 | 14 | 89-5.9 |
| TOTAL | 15-13 | 22.0 | 27-73 | .370 | 17-50 | .340 | 18-23 | .783 | 72-4.8 | 19 | 1 | 14 | 89-5.9 |

### LINDA RAYAM (1974-75)

| YEAR | GP-GS | MPG | FGM-FGA | PCT | 3PM-3PA | PCT | FTM-FTA | PCT | REB-AVG | AST | BLK | STL | PTS-AVG |
|---|---|---|---|---|---|---|---|---|---|---|---|---|---|
| 1974-75 | | NO STATS AVAILABLE | | | | | NO STATS AVAILABLE | | | | | | |
| TOTAL | | | | NO STATS AVAILABLE | | | | | NO STATS AVAILABLE | | | | |

# CAREER STATS: REI-ROS

**MAURITA REID (2006-08)**

| YEAR | GP-GS | MPG | FGM-FGA | PCT | 3PM-3PA | PCT | FTM-FTA | PCT | REB-AVG | AST | BLK | STL | PTS-AVG |
|---|---|---|---|---|---|---|---|---|---|---|---|---|---|
| 2006-07 | 30-29 | 29.3 | 165-376 | .439 | 66-170 | .388 | 43-62 | .694 | 178-5.9 | 76 | 11 | 95 | 439-14.6 |
| 2007-08 | 30-30 | 29.2 | 164-418 | .392 | 76-219 | .347 | 54-83 | .651 | 168-5.6 | 71 | 4 | 110 | 458-15.3 |
| TOTAL | 60-59 | 29.3 | 329-794 | .414 | 142-389 | .365 | 97-145 | .669 | 346-5.8 | 147 | 15 | 205 | 897-15.0 |

**DOTTIE RICHARDSON (1976-77; 1978-81)**

| YEAR | GP-GS | MPG | FGM-FGA | PCT | 3PM-3PA | PCT | FTM-FTA | PCT | REB-AVG | AST | BLK | STL | PTS-AVG |
|---|---|---|---|---|---|---|---|---|---|---|---|---|---|
| 1976-77 | | NO STATS AVAILABLE | | | | | NO STATS AVAILABLE | | | | | | |
| 1977-78 | DNP | | | | | | | | | | | | |
| 1978-79 | | | | NO STATS AVAILABLE | | | | | NO STATS AVAILABLE | | | | |
| 1979-80 | 31-24 | --- | 111-249 | .446 | --- | --- | 26-58 | .448 | 162-5.2 | 35 | 7 | 100 | 248-8.0 |
| 1980-81 | 38-38 | --- | 182-354 | .514 | --- | --- | 37-83 | .446 | 284-7.5 | 60 | 5 | 105 | 401-10.6 |
| TOTAL | | | | | | | | | | | | | |

**HOLLY RILINGER (1992-93)**

| YEAR | GP-GS | MPG | FGM-FGA | PCT | 3PM-3PA | PCT | FTM-FTA | PCT | REB-AVG | AST | BLK | STL | PTS-AVG |
|---|---|---|---|---|---|---|---|---|---|---|---|---|---|
| 1992-93 | 28-27 | 35.5 | 150-397 | .378 | 52-140 | .371 | 90-105 | .857 | 89-3.2 | 91 | 1 | 29 | 442-15.8 |
| TOTAL | 28-27 | 35.5 | 150-397 | .378 | 52-140 | .371 | 90-105 | .857 | 89-3.2 | 91 | 1 | 29 | 442-15.8 |

**REBECCA RIPLEY (2018-19)**

| YEAR | GP-GS | MPG | FGM-FGA | PCT | 3PM-3PA | PCT | FTM-FTA | PCT | REB-AVG | AST | BLK | STL | PTS-AVG |
|---|---|---|---|---|---|---|---|---|---|---|---|---|---|
| 2018-19 | 15-0 | 3.4 | 4-14 | .286 | 4-10 | .400 | 3-4 | .750 | 6-0.4 | 1 | 0 | 1 | 15-1.0 |
| TOTAL | 15-0 | 3.4 | 4-14 | .286 | 4-10 | .400 | 3-4 | .750 | 6-0.4 | 1 | 0 | 1 | 15-1.0 |

**MARIA RIVERA (1984-88)**

| YEAR | GP-GS | MPG | FGM-FGA | PCT | 3PM-3PA | PCT | FTM-FTA | PCT | REB-AVG | AST | BLK | STL | PTS-AVG |
|---|---|---|---|---|---|---|---|---|---|---|---|---|---|
| 1984-85 | 28-28 | --- | 202-380 | .531 | — | — | 120-156 | .769 | 93-3.3 | 149 | 4 | 100 | 524-18.7 |
| 1985-86 | 27-27 | 37.7 | 230-533 | .432 | — | — | 119-163 | .730 | 118-4.4 | 89 | 2 | 77 | 579-21.4 |
| 1986-87 | 30-30 | 37.0 | 251-545 | .461 | — | — | 125-158 | .791 | 97-3.2 | 141 | 3 | 106 | 627-20.9 |
| 1987-88 | 27-27 | 36.3 | 209-473 | .442 | 66-177 | .373 | 144-174 | .828 | 102-3.8 | 108 | 3 | 99 | 628-23.3 |
| TOTAL | 112-112 | --- | 892-1931 | .462 | 66-177 | .373 | 508-651 | .780 | 410-3.7 | 487 | 12 | 382 | 2,358-21.1 |

**JASMYNE ROBERTS (2021-PRES)**

| YEAR | GP-GS | MPG | FGM-FGA | PCT | 3PM-3PA | PCT | FTM-FTA | PCT | REB-AVG | AST | BLK | STL | PTS-AVG |
|---|---|---|---|---|---|---|---|---|---|---|---|---|---|
| 2021-22 | 28-0 | 8.0 | 22-47 | .468 | 5-13 | .385 | 5-9 | .556 | 41-1.5 | 11 | 2 | 21 | 54-1.9 |
| 2022-23 | 35-21 | 23.4 | 123-265 | .464 | 29-85 | .341 | 51-72 | .708 | 172-4.9 | 53 | 7 | 32 | 326-9.3 |
| TOTAL | 63-21 | 16.6 | 145-312 | .465 | 34-98 | .347 | 56-81 | .691 | 213-3.4 | 64 | 9 | 53 | 380-6.0 |

**HEATHER ROBINSON (1994-95)**

| YEAR | GP-GS | MPG | FGM-FGA | PCT | 3PM-3PA | PCT | FTM-FTA | PCT | REB-AVG | AST | BLK | STL | PTS-AVG |
|---|---|---|---|---|---|---|---|---|---|---|---|---|---|
| 1994-95 | 8-0 | 4.5 | 4-10 | .400 | 0-1 | .000 | 1-2 | .500 | 7-0.9 | 2 | 0 | 1 | 9-1.1 |
| TOTAL | 8-0 | 4.5 | 4-10 | .400 | 0-1 | .000 | 1-2 | .500 | 7-0.9 | 2 | 0 | 1 | 9-1.1 |

**SYDNEE ROBY (2019-21)**

| YEAR | GP-GS | MPG | FGM-FGA | PCT | 3PM-3PA | PCT | FTM-FTA | PCT | REB-AVG | AST | BLK | STL | PTS-AVG |
|---|---|---|---|---|---|---|---|---|---|---|---|---|---|
| 2019-20 | 29-2 | 8.7 | 24-49 | .490 | 0-0 | .000 | 30-54 | .556 | 47-1.6 | 4 | 18 | 4 | 78-2.7 |
| 2020-21 | 21-1 | 8.8 | 24-55 | .436 | 0-0 | .000 | 14-31 | .452 | 52-2.5 | 3 | 10 | 6 | 62-3.0 |
| TOTAL | 50-3 | 8.7 | 48-104 | .462 | 0-0 | .000 | 44-85 | .518 | 99-2.0 | 7 | 28 | 10 | 140-2.8 |

**ASA ROOS (1987-88)**

| YEAR | GP-GS | MPG | FGM-FGA | PCT | 3PM-3PA | PCT | FTM-FTA | PCT | REB-AVG | AST | BLK | STL | PTS-AVG |
|---|---|---|---|---|---|---|---|---|---|---|---|---|---|
| 1987-88 | 27-26 | 29.7 | 119-264 | .451 | 8-18 | .444 | 57-80 | .713 | 157-5.8 | 67 | 4 | 50 | 303-11.2 |
| TOTAL | 27-26 | 29.7 | 119-264 | .451 | 8-18 | .444 | 57-80 | .713 | 157-5.8 | 67 | 4 | 50 | 303-11.2 |

**NANCY ROPER (1972-73)**

| YEAR | GP-GS | MPG | FGM-FGA | PCT | 3PM-3PA | PCT | FTM-FTA | PCT | REB-AVG | AST | BLK | STL | PTS-AVG |
|---|---|---|---|---|---|---|---|---|---|---|---|---|---|
| 1972-73 | | NO STATS AVAILABLE | | | | | NO STATS AVAILABLE | | | | | | |
| TOTAL | | | | NO STATS AVAILABLE | | | | | NO STATS AVAILABLE | | | | |

**BIANCA ROSALES (1997-99)**

| YEAR | GP-GS | MPG | FGM-FGA | PCT | 3PM-3PA | PCT | FTM-FTA | PCT | REB-AVG | AST | BLK | STL | PTS-AVG |
|---|---|---|---|---|---|---|---|---|---|---|---|---|---|
| 1997-98 | DNP | | DNP | | DNP | | DNP | | DNP | | DNP | | |
| 1998-99 | 3-0 | 1.0 | 0-0 | .000 | 0-0 | .000 | 1-4 | .250 | 0-0.0 | 0 | 0 | 0 | 1-0.3 |
| TOTAL | 3-0 | 1.0 | 0-0 | .000 | 0-0 | .000 | 1-4 | .250 | 0-0.0 | 0 | 0 | 0 | 1-0.3 |

# CAREER STATS: RUB-SAV

**BARB RUBIN (1974-77)**

| YEAR | GP-GS | MPG | FGM-FGA | PCT | 3PM-3PA | PCT | FTM-FTA | PCT | REB-AVG | AST | BLK | STL | PTS-AVG |
|---|---|---|---|---|---|---|---|---|---|---|---|---|---|
| 1974-75 | | NO STATS AVAILABLE | | | | | NO STATS AVAILABLE | | | | | | |
| 1975-76 | | | | NO STATS AVAILABLE | | | | | NO STATS AVAILABLE | | | | |
| 1976-77 | | NO STATS AVAILABLE | | | | | NO STATS AVAILABLE | | | | | | |
| TOTAL | | | | NO STATS AVAILABLE | | | | | NO STATS AVAILABLE | | | | |

**COLLEEN RUDDELL (1984-88)**

| YEAR | GP-GS | MPG | FGM-FGA | PCT | 3PM-3PA | PCT | FTM-FTA | PCT | REB-AVG | AST | BLK | STL | PTS-AVG |
|---|---|---|---|---|---|---|---|---|---|---|---|---|---|
| 1984-85 | 28-0 | --- | 19-73 | .260 | --- | --- | 18-23 | .783 | 17-0.7 | 36 | 0 | 28 | 56-2.0 |
| 1985-86 | 25-8 | 15.1 | 27-84 | .321 | --- | --- | 3-6 | .500 | 17-0.7 | 35 | 2 | 25 | 57-2.3 |
| 1986-87 | 18-0 | 11.4 | 14-46 | .304 | --- | --- | 3-5 | .600 | 6-0.3 | 9 | 0 | 11 | 31-1.7 |
| 1987-88 | 18-2 | 9.1 | 9-32 | .281 | 4-9 | .444 | 0-1 | .000 | 10-0.6 | 17 | 0 | 5 | 22-1.2 |
| TOTAL | 89-10 | --- | 69-235 | .294 | 4-9 | .444 | 24-35 | .686 | 50-0.6 | 97 | 2 | 69 | 166-1.9 |

**MEGHAN SAAKE (1999-03)**

| YEAR | GP-GS | MPG | FGM-FGA | PCT | 3PM-3PA | PCT | FTM-FTA | PCT | REB-AVG | AST | BLK | STL | PTS-AVG |
|---|---|---|---|---|---|---|---|---|---|---|---|---|---|
| 1999-00 | 29-29 | 27.4 | 85-250 | .340 | 2-19 | .105 | 22-55 | .400 | 115-4.0 | 71 | 18 | 49 | 194-6.7 |
| 2000-01 | 27-27 | 30.3 | 62-186 | .343 | 5-28 | .179 | 44-70 | .618 | 120-4.5 | 99 | 16 | 74 | 173-6.6 |
| 2001-02 | 31-31 | | 139-348 | .401 | 30-94 | .322 | 38-50 | .760 | 152-4.9 | 125 | 25 | 121 | 346-11.2 |
| 2002-03 | 31-31 | 36.0 | 118-299 | .395 | 30-94 | .319 | 51-67 | .761 | 120-3.9 | 108 | 36 | 114 | 317-10.2 |
| TOTAL | 118-118 | | 404-1083 | .373 | 67-243 | .275 | 160-242 | .661 | 507-4.3 | 403 | 95 | 358 | 1,030-8.7 |

**EBONI SADLER (2006-07)**

| YEAR | GP-GS | MPG | FGM-FGA | PCT | 3PM-3PA | PCT | FTM-FTA | PCT | REB-AVG | AST | BLK | STL | PTS-AVG |
|---|---|---|---|---|---|---|---|---|---|---|---|---|---|
| 2006-07 | 15-0 | 11.4 | 14-57 | .246 | 3-23 | .130 | 11-16 | .688 | 31-2.1 | 6 | 9 | 11 | 42-2.8 |
| TOTAL | 15-0 | 11.4 | 14-57 | .246 | 3-23 | .130 | 11-16 | .688 | 31-2.1 | 6 | 9 | 11 | 42-2.8 |

**KENZA SALGUES (2019-23)**

| YEAR | GP-GS | MPG | FGM-FGA | PCT | 3PM-3PA | PCT | FTM-FTA | PCT | REB-AVG | AST | BLK | STL | PTS-AVG |
|---|---|---|---|---|---|---|---|---|---|---|---|---|---|
| 2019-20 | 25-0 | 8.2 | 11-49 | .224 | 11-46 | .239 | 4-6 | .667 | 13 | 9 | 0 | 0 | 37 |
| 2020-21 | 4-0 | 3.0 | 0-1 | .000 | 0-1 | .000 | 0-0 | .000 | 0 | 0 | 0 | 0 | 0 |
| 2021-22 | DNP | | DNP | | DNP | | DNP | | DNP | | DNP | | DNP |
| 2022-23 | 11-0 | 4.1 | 4-24 | .167 | 3-21 | .143 | 0-0 | .000 | 6-0.5 | 2 | 0 | 0 | 11-1.0 |
| TOTAL | 40-0 | 6.6 | 15-74 | .203 | 14-68 | .206 | 4-6 | .667 | 19-0.5 | 11 | 0 | 0 | 48-1.2 |

**ANITA SANDERSON (1973-74)**

| YEAR | GP-GS | MPG | FGM-FGA | PCT | 3PM-3PA | PCT | FTM-FTA | PCT | REB-AVG | AST | BLK | STL | PTS-AVG |
|---|---|---|---|---|---|---|---|---|---|---|---|---|---|
| 1973-74 | | NO STATS AVAILABLE | | | | | NO STATS AVAILABLE | | | | | | |
| TOTAL | | | | NO STATS AVAILABLE | | | | | NO STATS AVAILABLE | | | | |

**KIM SANDS (1974-75)**

| YEAR | GP-GS | MPG | FGM-FGA | PCT | 3PM-3PA | PCT | FTM-FTA | PCT | REB-AVG | AST | BLK | STL | PTS-AVG |
|---|---|---|---|---|---|---|---|---|---|---|---|---|---|
| 1974-75 | | NO STATS AVAILABLE | | | | | NO STATS AVAILABLE | | | | | | |
| TOTAL | | | | NO STATS AVAILABLE | | | | | NO STATS AVAILABLE | | | | |

**LYNDA SANTIAGO (1974-76)**

| YEAR | GP-GS | MPG | FGM-FGA | PCT | 3PM-3PA | PCT | FTM-FTA | PCT | REB-AVG | AST | BLK | STL | PTS-AVG |
|---|---|---|---|---|---|---|---|---|---|---|---|---|---|
| 1974-75 | | NO STATS AVAILABLE | | | | | NO STATS AVAILABLE | | | | | | |
| 1975-76 | | | | NO STATS AVAILABLE | | | | | NO STATS AVAILABLE | | | | |
| TOTAL | | NO STATS AVAILABLE | | | | | NO STATS AVAILABLE | | | | | | |

**KRYSTAL SAUNDERS (2010-14)**

| YEAR | GP-GS | MPG | FGM-FGA | PCT | 3PM-3PA | PCT | FTM-FTA | PCT | REB-AVG | AST | BLK | STL | PTS-AVG |
|---|---|---|---|---|---|---|---|---|---|---|---|---|---|
| 2010-11 | 24-0 | 18.8 | 35-121 | .289 | 20-78 | .256 | 16-21 | .762 | 43-1.8 | 28 | 1 | 23 | 106-4.4 |
| 2011-12 | 32-6 | 15.8 | 39-132 | .295 | 10-55 | .182 | 16-21 | .762 | 67-2.1 | 36 | 0 | 25 | 104-3.3 |
| 2012-13 | 32-28 | 27.8 | 68-227 | .300 | 32-139 | .230 | 29-45 | .644 | 102-3.2 | 54 | 2 | 24 | 197-6.2 |
| 2013-14 | 31-30 | 31.5 | 89-274 | .325 | 70-218 | .321 | 31-40 | .775 | 91-2.9 | 50 | 0 | 30 | 279-9.0 |
| TOTAL | 119-64 | 23.7 | 231-754 | .306 | 132-490 | .269 | 92-127 | .724 | 303-2.5 | 168 | 3 | 102 | 686-5.8 |

**FRANCES SAVAGE (1988-92)**

| YEAR | GP-GS | MPG | FGM-FGA | PCT | 3PM-3PA | PCT | FTM-FTA | PCT | REB-AVG | AST | BLK | STL | PTS-AVG |
|---|---|---|---|---|---|---|---|---|---|---|---|---|---|
| 1988-89 | 29-29 | 33.9 | 256-467 | .548 | 6-23 | .261 | 131-166 | .789 | 268-9.2 | 66 | 17 | 56 | 649-22.4 |
| 1989-90 | 31-31 | 34.1 | 284-526 | .540 | 18-43 | .419 | 147-187 | .786 | 293-9.5 | 76 | 17 | 71 | 733-23.6 |
| 1990-91 | 2-2 | 39.0 | 19-43 | .442 | 0-2 | .000 | 22-28 | .786 | 20-10.0 | 7 | 0 | 4 | 60-30.0 |
| 1991-92 | 32-32 | 30.6 | 271-557 | .487 | 19-46 | .413 | 181-222 | .815 | 339-10.6 | 77 | 10 | 71 | 742-23.2 |
| TOTAL | 94-94 | 34.4 | 830-1593 | .521 | 43-114 | .377 | 481-603 | .798 | 920-9.8 | 226 | 44 | 202 | 2,184-23.2 |

# CAREER STATS: SCH-SOU

**KATE SCHMID (1994-95)**

| YEAR | GP-GS | MPG | FGM-FGA | PCT | 3PM-3PA | PCT | FTM-FTA | PCT | REB-AVG | AST | BLK | STL | PTS-AVG |
|---|---|---|---|---|---|---|---|---|---|---|---|---|---|
| 1994-95 | 26-1 | 10.0 | 21-82 | .256 | 2-18 | .111 | 20-30 | .650 | 46-1.8 | 7 | 1 | 9 | 64-2.5 |
| TOTAL | 26-1 | 10.0 | 21-82 | .256 | 2-18 | .111 | 20-30 | .650 | 46-1.8 | 7 | 1 | 9 | 64-2.5 |

**TARA SCHWITTER (2013-14)**

| YEAR | GP-GS | MPG | FGM-FGA | PCT | 3PM-3PA | PCT | FTM-FTA | PCT | REB-AVG | AST | BLK | STL | PTS-AVG |
|---|---|---|---|---|---|---|---|---|---|---|---|---|---|
| 2013-14 | 2-0 | 2.0 | 0-1 | .000 | 0-1 | .000 | 1-2 | .500 | 0-0.0 | 0 | 0 | 3 | 1-0.5 |
| TOTAL | 2-0 | 2.0 | 0-1 | .000 | 0-1 | .000 | 1-2 | .500 | 0-0.0 | 0 | 0 | 3 | 1-0.5 |

**NANCY SEGALL (1976-78)**

| YEAR | GP-GS | MPG | FGM-FGA | PCT | 3PM-3PA | PCT | FTM-FTA | PCT | REB-AVG | AST | BLK | STL | PTS-AVG |
|---|---|---|---|---|---|---|---|---|---|---|---|---|---|
| 1976-77 | | NO STATS AVAILABLE | | | | | NO STATS AVAILABLE | | | | | | |
| 1977-78 | | | NO STATS AVAILABLE | | | | | | NO STATS AVAILABLE | | | | |
| TOTAL | | NO STATS AVAILABLE | | | | | NO STATS AVAILABLE | | | | | | |

**SUE SERRA (1975-76)**

| YEAR | GP-GS | MPG | FGM-FGA | PCT | 3PM-3PA | PCT | FTM-FTA | PCT | REB-AVG | AST | BLK | STL | PTS-AVG |
|---|---|---|---|---|---|---|---|---|---|---|---|---|---|
| 1975-76 | | NO STATS AVAILABLE | | | | | NO STATS AVAILABLE | | | | | | |
| TOTAL | | | NO STATS AVAILABLE | | | | | | NO STATS AVAILABLE | | | | |

**HANNAH SHAW (2009-10)**

| YEAR | GP-GS | MPG | FGM-FGA | PCT | 3PM-3PA | PCT | FTM-FTA | PCT | REB-AVG | AST | BLK | STL | PTS-AVG |
|---|---|---|---|---|---|---|---|---|---|---|---|---|---|
| 2009-10 | 26-0 | 7.0 | 12-39 | .308 | 0-0 | .000 | 7-10 | .700 | 37-1.4 | 5 | 4 | 3 | 31-1.2 |
| TOTAL | 26-0 | 7.0 | 12-39 | .308 | 0-0 | .000 | 7-10 | .700 | 37-1.4 | 5 | 4 | 3 | 31-1.2 |

**TINA SIMCOX (1975-76)**

| YEAR | GP-GS | MPG | FGM-FGA | PCT | 3PM-3PA | PCT | FTM-FTA | PCT | REB-AVG | AST | BLK | STL | PTS-AVG |
|---|---|---|---|---|---|---|---|---|---|---|---|---|---|
| 1975-76 | | NO STATS AVAILABLE | | | | | NO STATS AVAILABLE | | | | | | |
| TOTAL | | | NO STATS AVAILABLE | | | | | | NO STATS AVAILABLE | | | | |

**MELINDA SLOVER (1973-74)**

| YEAR | GP-GS | MPG | FGM-FGA | PCT | 3PM-3PA | PCT | FTM-FTA | PCT | REB-AVG | AST | BLK | STL | PTS-AVG |
|---|---|---|---|---|---|---|---|---|---|---|---|---|---|
| 1973-74 | | NO STATS AVAILABLE | | | | | NO STATS AVAILABLE | | | | | | |
| TOTAL | | | NO STATS AVAILABLE | | | | | | NO STATS AVAILABLE | | | | |

**TONI SMILEY (1984-88)**

| YEAR | GP-GS | MPG | FGM-FGA | PCT | 3PM-3PA | PCT | FTM-FTA | PCT | REB-AVG | AST | BLK | STL | PTS-AVG |
|---|---|---|---|---|---|---|---|---|---|---|---|---|---|
| 1984-85 | 28-11 | --- | 85-186 | .456 | --- | --- | 26-54 | .481 | 115-4.1 | 18 | 2 | 44 | 196-7.0 |
| 1985-86 | 27-20 | 28.1 | 104-272 | .382 | --- | --- | 25-43 | .581 | 98-3.6 | 49 | 2 | 33 | 233-8.6 |
| 1986-87 | 30-25 | 30.0 | 147-307 | .479 | --- | --- | 33-54 | .611 | 160-5.3 | 46 | 3 | 35 | 327-10.9 |
| 1987-88 | 27-18 | 23.4 | 101-218 | .463 | 1-9 | .111 | 26-45 | .578 | 115-4.3 | 58 | 4 | 33 | 229-8.5 |
| TOTAL | 112-74 | --- | 437-983 | .445 | 1-9 | .111 | 110-196 | .561 | 488-4.4 | 171 | 11 | 145 | 985-8.8 |

**IRIS SMITH (1984-86)**

| YEAR | GP-GS | MPG | FGM-FGA | PCT | 3PM-3PA | PCT | FTM-FTA | PCT | REB-AVG | AST | BLK | STL | PTS-AVG |
|---|---|---|---|---|---|---|---|---|---|---|---|---|---|
| 1984-85 | 24-1 | --- | 30-66 | .455 | --- | --- | 7-16 | .438 | 49-2.0 | 3 | 0 | 12 | 67-2.8 |
| 1985-86 | 27-22 | 25.1 | 73-179 | .408 | --- | --- | 31-57 | .544 | 112-4.1 | 19 | 4 | 28 | 177-6.6 |
| TOTAL | 51-23 | --- | 103-245 | .420 | --- | --- | 38-73 | .521 | 161-3.2 | 22 | 4 | 40 | 244-4.8 |

**RUTH SMITH (1987-88)**

| YEAR | GP-GS | MPG | FGM-FGA | PCT | 3PM-3PA | PCT | FTM-FTA | PCT | REB-AVG | AST | BLK | STL | PTS-AVG |
|---|---|---|---|---|---|---|---|---|---|---|---|---|---|
| 1987-88 | 25-3 | 13.1 | 35-75 | .467 | 0-0 | .000 | 15-25 | .600 | 71-2.8 | 8 | 12 | 4 | 85-3.4 |
| TOTAL | 25-3 | 13.1 | 35-75 | .467 | 0-0 | .000 | 15-25 | .600 | 71-2.8 | 8 | 12 | 4 | 85-3.4 |

**TRACEY SMITH (1977-78)**

| YEAR | GP-GS | MPG | FGM-FGA | PCT | 3PM-3PA | PCT | FTM-FTA | PCT | REB-AVG | AST | BLK | STL | PTS-AVG |
|---|---|---|---|---|---|---|---|---|---|---|---|---|---|
| 1977-78 | | NO STATS AVAILABLE | | | | | NO STATS AVAILABLE | | | | | | |
| TOTAL | | | NO STATS AVAILABLE | | | | | | NO STATS AVAILABLE | | | | |

**MARCELLA SOS (1974-75)**

| YEAR | GP-GS | MPG | FGM-FGA | PCT | 3PM-3PA | PCT | FTM-FTA | PCT | REB-AVG | AST | BLK | STL | PTS-AVG |
|---|---|---|---|---|---|---|---|---|---|---|---|---|---|
| 1974-75 | | NO STATS AVAILABLE | | | | | NO STATS AVAILABLE | | | | | | |
| TOTAL | | | NO STATS AVAILABLE | | | | | | NO STATS AVAILABLE | | | | |

**ASHLEY SOURS (2008-09)**

| YEAR | GP-GS | MPG | FGM-FGA | PCT | 3PM-3PA | PCT | FTM-FTA | PCT | REB-AVG | AST | BLK | STL | PTS-AVG |
|---|---|---|---|---|---|---|---|---|---|---|---|---|---|
| 2008-09 | 23-0 | 11.2 | 44-74 | .595 | 0-0 | .000 | 9-16 | .563 | 63-2.7 | 3 | 24 | 6 | 97-4.2 |
| TOTAL | 23-0 | 11.2 | 44-74 | .595 | 0-0 | .000 | 9-16 | .563 | 63-2.7 | 3 | 24 | 6 | 97-4.2 |

# CAREER STATS: SPE-THO

### LAZARIA SPEARMAN (2022-PRES)

| YEAR | GP-GS | MPG | FGM-FGA | PCT | 3PM-3PA | PCT | FTM-FTA | PCT | REB-AVG | AST | BLK | STL | PTS-AVG |
|---|---|---|---|---|---|---|---|---|---|---|---|---|---|
| 2022-23 | 30-0 | 13.0 | 62-121 | .512 | 0-5 | .000 | 34-57 | .596 | 119-4.0 | 7 | 12 | 18 | 158-5.3 |
| TOTAL | 30-0 | 13.0 | 62-121 | .512 | 0-5 | .000 | 34-57 | .596 | 119-4.0 | 7 | 12 | 18 | 158-5.3 |

### NECOLE STERLING (2013-15)

| YEAR | GP-GS | MPG | FGM-FGA | PCT | 3PM-3PA | PCT | FTM-FTA | PCT | REB-AVG | AST | BLK | STL | PTS-AVG |
|---|---|---|---|---|---|---|---|---|---|---|---|---|---|
| 2013-14 | 27-2 | 14.6 | 52-141 | .369 | 16-45 | .356 | 22-32 | .688 | 80-3.0 | 29 | 3 | 13 | 142-5.3 |
| 2014-15 | 32-9 | 20.6 | 84-228 | .368 | 42-116 | .362 | 21-37 | .568 | 85-2.7 | 32 | 4 | 24 | 231-7.2 |
| TOTAL | 59-11 | 17.8 | 136-369 | .369 | 58-161 | .360 | 43-69 | .623 | 165-2.8 | 61 | 7 | 37 | 373-6.3 |

### MORGAN STROMAN (2009-13)

| YEAR | GP-GS | MPG | FGM-FGA | PCT | 3PM-3PA | PCT | FTM-FTA | PCT | REB-AVG | AST | BLK | STL | PTS-AVG |
|---|---|---|---|---|---|---|---|---|---|---|---|---|---|
| 2009-10 | 36-21 | 22.6 | 83-201 | .413 | 0-1 | .000 | 97-136 | .713 | 211-5.9 | 38 | 24 | 64 | 263- 7.3 |
| 2010-11 | 33-33 | 28.3 | 164-316 | .519 | 1-6 | .167 | 121-187 | .647 | 270-8.2 | 69 | 29 | 109 | 450-13.6 |
| 2011-12 | 19-19 | 22.7 | 93-168 | .554 | 1-2 | .500 | 58-79 | .734 | 124-6.5 | 25 | 8 | 42 | 245-12.9 |
| 2012-13 | 32-32 | 26.7 | 143-301 | .475 | 0-7 | .000 | 127-183 | .694 | 281-8.8 | 65 | 39 | 57 | 413-12.9 |
| TOTAL | 120-105 | 25.1 | 483-986 | .490 | 2-15 | .133 | 403-585 | .688 | 886-7.4 | 197 | 100 | 272 | 1,371-11.4 |

### LIZ SUROWICH (1976-77)

| YEAR | GP-GS | MPG | FGM-FGA | PCT | 3PM-3PA | PCT | FTM-FTA | PCT | REB-AVG | AST | BLK | STL | PTS-AVG |
|---|---|---|---|---|---|---|---|---|---|---|---|---|---|
| 1976-77 | | NO STATS AVAILABLE | | | | | NO STATS AVAILABLE | | | | | | |
| TOTAL | | | | NO STATS AVAILABLE | | | | | NO STATS AVAILABLE | | | | |

### LAURIE TAFT (1972-75)

| YEAR | GP-GS | MPG | FGM-FGA | PCT | 3PM-3PA | PCT | FTM-FTA | PCT | REB-AVG | AST | BLK | STL | PTS-AVG |
|---|---|---|---|---|---|---|---|---|---|---|---|---|---|
| 1972-73 | | NO STATS AVAILABLE | | | | | NO STATS AVAILABLE | | | | | | |
| 1973-74 | | | | NO STATS AVAILABLE | | | | | NO STATS AVAILABLE | | | | |
| 1974-75 | | NO STATS AVAILABLE | | | | | NO STATS AVAILABLE | | | | | | |
| TOTAL | | | | NO STATS AVAILABLE | | | | | NO STATS AVAILABLE | | | | |

### MARY TANTILLO (1990-93)

| YEAR | GP-GS | MPG | FGM-FGA | PCT | 3PM-3PA | PCT | FTM-FTA | PCT | REB-AVG | AST | BLK | STL | PTS-AVG |
|---|---|---|---|---|---|---|---|---|---|---|---|---|---|
| 1990-91 | 9-0 | 2.0 | 0-2 | .000 | 0-0 | .000 | 3-4 | .750 | 1-0.1 | 0 | 0 | 1 | 3-0.3 |
| 1991-92 | 20-0 | 4.1 | 11-28 | .393 | 0-2 | .000 | 11-17 | .647 | 14-0.7 | 6 | 0 | 3 | 33-1.7 |
| 1992-93 | 15-0 | 3.9 | 6-11 | .545 | 3-3 | 1.000 | 5-8 | .625 | 5-0.3 | 1 | 0 | 3 | 20-1.3 |
| TOTAL | 44-0 | 3.3 | 17-41 | .414 | 3-5 | .600 | 19-29 | .655 | 20-0.5 | 7 | 0 | 7 | 56-1.3 |

### JOYCE TAYLOR (1979-82)

| YEAR | GP-GS | MPG | FGM-FGA | PCT | 3PM-3PA | PCT | FTM-FTA | PCT | REB-AVG | AST | BLK | STL | PTS-AVG |
|---|---|---|---|---|---|---|---|---|---|---|---|---|---|
| 1979-80 | 33-10 | --- | 114-278 | .410 | --- | --- | 40-87 | .459 | 150-4.6 | 19 | 23 | 55 | 268-8.1 |
| 1980-81 | 27-14 | --- | 68-195 | .349 | --- | --- | 46-75 | .613 | 186-6.9 | 24 | 17 | 49 | 182-6.7 |
| 1981-82 | 26-7 | --- | 62-142 | .437 | --- | --- | 41-72 | .569 | 129-5.0 | 21 | 12 | 32 | 165-6.3 |
| TOTAL | 86-31 | --- | 244-615 | .397 | --- | --- | 127-234 | .543 | 465-5.4 | 64 | 52 | 136 | 615-7.2 |

### RENEE TAYLOR (2005-07)

| YEAR | GP-GS | MPG | FGM-FGA | PCT | 3PM-3PA | PCT | FTM-FTA | PCT | REB-AVG | AST | BLK | STL | PTS-AVG |
|---|---|---|---|---|---|---|---|---|---|---|---|---|---|
| 2005-06 | 30-29 | 32.3 | 153-387 | .298 | 49-150 | .327 | 112-134 | .836 | 77-2.6 | 115 | 0 | 71 | 467-15.6 |
| 2006-07 | 30-29 | 34.8 | 180-468 | .385 | 69-227 | .304 | 129-153 | .843 | 79-2.6 | 63 | 1 | 63 | 558-18.6 |
| TOTAL | 60-58 | 33.6 | 333-852 | .391 | 118-377 | .313 | 241-287 | .840 | 156-2.6 | 178 | 1 | 134 | 1,025-17.1 |

### DESMA THOMAS (1992-94; 1995-97)

| YEAR | GP-GS | MPG | FGM-FGA | PCT | 3PM-3PA | PCT | FTM-FTA | PCT | REB-AVG | AST | BLK | STL | PTS-AVG |
|---|---|---|---|---|---|---|---|---|---|---|---|---|---|
| 1992-93 | 30-6 | 14.0 | 36-107 | .336 | 0-4 | .000 | 36-65 | .554 | 87-2.9 | 13 | 8 | 20 | 108-3.6 |
| 1993-94 | 25-24 | 32.3 | 110-351 | .313 | 25-88 | .288 | 106-156 | .679 | 195-7.8 | 47 | 20 | 37 | 351-14.0 |
| 1994-95 | DNP | | | | | | | | | | | | |
| 1995-96 | 27-27 | 32.1 | 120-339 | .354 | 46-155 | .297 | 92-134 | .687 | 134-5.0 | 72 | 21 | 60 | 378-14.0 |
| 1996-97 | 29-29 | | 135-355 | .380 | 81-216 | .375 | 96-120 | .800 | 136-4.7 | 64 | 9 | 60 | 447-15.4 |
| TOTAL | 111-86 | | 401-1152 | .348 | 152-463 | .328 | 330-475 | .695 | 552-5.0 | 196 | 58 | 177 | 1,284-11.6 |

### JESSICA THOMAS (2013-17)

| YEAR | GP-GS | MPG | FGM-FGA | PCT | 3PM-3PA | PCT | FTM-FTA | PCT | REB-AVG | AST | BLK | STL | PTS-AVG |
|---|---|---|---|---|---|---|---|---|---|---|---|---|---|
| 2013-14 | 31-2 | 17.2 | 52-152 | .342 | 24-92 | .261 | 30-41 | .732 | 58-1.9 | 50 | 3 | 27 | 158-5.1 |
| 2014-15 | 33-32 | 26.3 | 106-309 | .343 | 45-155 | .290 | 50-68 | .735 | 88-2.7 | 74 | 2 | 41 | 307-9.3 |
| 2015-16 | 33-33 | 31.6 | 139-363 | .383 | 64-181 | .354 | 45-73 | .616 | 122-3.7 | 120 | 6 | 50 | 387-11.7 |
| 2016-17 | 33-33 | 32.2 | 138-374 | .369 | 46-158 | .291 | 107-137 | .781 | 79-2.4 | 130 | 2 | 52 | 429-13.0 |
| TOTAL | 130-100 | 27.0 | 435-1198 | .363 | 179-586 | .305 | 232-319 | .727 | 347-2.7 | 374 | 13 | 170 | 1,281-9.9 |

# CAREER STATS: THO-WEL

### SUE THOMAS (1973-76)

| YEAR | GP-GS | MPG | FGM-FGA | PCT | 3PM-3PA | PCT | FTM-FTA | PCT | REB-AVG | AST | BLK | STL | PTS-AVG |
|---|---|---|---|---|---|---|---|---|---|---|---|---|---|
| 1973-74 | | NO STATS AVAILABLE | | | | | NO STATS AVAILABLE | | | | | | |
| 1974-75 | | | | NO STATS AVAILABLE | | | | | NO STATS AVAILABLE | | | | |
| 1975-76 | | NO STATS AVAILABLE | | | | | NO STATS AVAILABLE | | | | | | |
| TOTAL | | | | NO STATS AVAILABLE | | | | | NO STATS AVAILABLE | | | | |

### ERIN THOMASSON (1985-87)

| YEAR | GP-GS | MPG | FGM-FGA | PCT | 3PM-3PA | PCT | FTM-FTA | PCT | REB-AVG | AST | BLK | STL | PTS-AVG |
|---|---|---|---|---|---|---|---|---|---|---|---|---|---|
| 1985-86 | 13-0 | 4.8 | 2-12 | .167 | --- | --- | 0-0 | .000 | 2-0.2 | 2 | 0 | 1 | 4-0.3 |
| 1986-87 | 9-0 | 7.0 | 1-8 | .125 | --- | --- | 0-0 | .000 | 6-0.7 | 1 | 1 | 1 | 2-0.2 |
| TOTAL | 22-0 | 5.9 | 3-20 | .150 | --- | --- | 0-0 | .000 | 8-0.4 | 3 | 1 | 2 | 6-0.3 |

### TARLA TOOMER (1994-97)

| YEAR | GP-GS | MPG | FGM-FGA | PCT | 3PM-3PA | PCT | FTM-FTA | PCT | REB-AVG | AST | BLK | STL | PTS-AVG |
|---|---|---|---|---|---|---|---|---|---|---|---|---|---|
| 1994-95 | 17-1 | 9.9 | 8-29 | .276 | 3-13 | .231 | 12-17 | .706 | 14-0.8 | 14 | 0 | 7 | 31-1.8 |
| 1995-96 | 23-6 | 15.0 | 12-44 | .273 | 1-15 | .067 | 10-15 | .667 | 36-1.6 | 61 | 0 | 31 | 35-1.5 |
| 1996-97 | | NO STATS AVAILABLE | | | | | NO STATS AVAILABLE | | | | | | |
| TOTAL | | | | NO STATS AVAILABLE | | | | | NO STATS AVAILABLE | | | | |

### ROBERTA TRACHTEN (1977-78)

| YEAR | GP-GS | MPG | FGM-FGA | PCT | 3PM-3PA | PCT | FTM-FTA | PCT | REB-AVG | AST | BLK | STL | PTS-AVG |
|---|---|---|---|---|---|---|---|---|---|---|---|---|---|
| 1977-78 | | NO STATS AVAILABLE | | | | | NO STATS AVAILABLE | | | | | | |
| TOTAL | | | | NO STATS AVAILABLE | | | | | NO STATS AVAILABLE | | | | |

### MICHELLE TRIFIRO (1974-76)

| YEAR | GP-GS | MPG | FGM-FGA | PCT | 3PM-3PA | PCT | FTM-FTA | PCT | REB-AVG | AST | BLK | STL | PTS-AVG |
|---|---|---|---|---|---|---|---|---|---|---|---|---|---|
| 1974-75 | | NO STATS AVAILABLE | | | | | NO STATS AVAILABLE | | | | | | |
| 1975-76 | | | | NO STATS AVAILABLE | | | | | NO STATS AVAILABLE | | | | |
| TOTAL | | NO STATS AVAILABLE | | | | | NO STATS AVAILABLE | | | | | | |

### VITALIJA VASCIUNAITE (2007-09)

| YEAR | GP-GS | MPG | FGM-FGA | PCT | 3PM-3PA | PCT | FTM-FTA | PCT | REB-AVG | AST | BLK | STL | PTS-AVG |
|---|---|---|---|---|---|---|---|---|---|---|---|---|---|
| 2007-08 | 15-0 | 4.2 | 10-35 | .286 | 8-26 | .308 | 2-2 | 1.000 | 4-0.3 | 4 | 1 | 3 | 30-2.0 |
| 2008-09 | 14-0 | 8.9 | 21-53 | .396 | 14-43 | .326 | 1-5 | .200 | 7-0.5 | 2 | 0 | 8 | 57-4.1 |
| TOTAL | 29-0 | 6.6 | 31-88 | .352 | 22-69 | .319 | 3-7 | .429 | 11-0.4 | 6 | 1 | 11 | 87-3.0 |

### CHRIS WADE (1987-88)

| YEAR | GP-GS | MPG | FGM-FGA | PCT | 3PM-3PA | PCT | FTM-FTA | PCT | REB-AVG | AST | BLK | STL | PTS-AVG |
|---|---|---|---|---|---|---|---|---|---|---|---|---|---|
| 1987-88 | 24-0 | 7.2 | 4-12 | .333 | --- | --- | 2-3 | .667 | 13-0.5 | 15 | 0 | 5 | 10-0.4 |
| TOTAL | 24-0 | 7.2 | 4-12 | .333 | --- | --- | 2-3 | .667 | 13-0.5 | 15 | 0 | 5 | 10-0.4 |

### LINDA WADE (1983-84)

| YEAR | GP-GS | MPG | FGM-FGA | PCT | 3PM-3PA | PCT | FTM-FTA | PCT | REB-AVG | AST | BLK | STL | PTS-AVG |
|---|---|---|---|---|---|---|---|---|---|---|---|---|---|
| 1983-84 | 17-0 | --- | 23-59 | .390 | --- | --- | 6-16 | .375 | 15-0.9 | 7 | 1 | 4 | 52-3.1 |
| TOTAL | 17-0 | --- | 23-59 | .390 | --- | --- | 6-16 | .375 | 15-0.9 | 7 | 1 | 4 | 52-3.1 |

### NINA WAGNER (1991-95)

| YEAR | GP-GS | MPG | FGM-FGA | PCT | 3PM-3PA | PCT | FTM-FTA | PCT | REB-AVG | AST | BLK | STL | PTS-AVG |
|---|---|---|---|---|---|---|---|---|---|---|---|---|---|
| 1991-92 | 15-0 | 3.5 | 4-13 | .308 | 0-2 | .000 | 1-3 | .333 | 5-0.3 | 5 | 0 | 0 | 9-0.6 |
| 1992-93 | 7-0 | 2.6 | 0-3 | .000 | 0-0 | .000 | 3-5 | .600 | 3-0.4 | 0 | 0 | 0 | 3-0.4 |
| 1993-94 | 9-0 | 3.9 | 2-7 | .286 | 0-1 | .000 | 0-1 | .000 | 3-0.3 | 2 | 0 | 1 | 4-0.4 |
| 1994-95 | 20-2 | 6.5 | 4-20 | .200 | 1-1 | 1.000 | 2-3 | .667 | 12-0.6 | 16 | 0 | 3 | 11-0.6 |
| TOTAL | 51-2 | 4.1 | 10-43 | .233 | 1-4 | .250 | 6-12 | .500 | 23-0.5 | 23 | 0 | 4 | 27-0.5 |

### VERONICA WATSON (1992-94)

| YEAR | GP-GS | MPG | FGM-FGA | PCT | 3PM-3PA | PCT | FTM-FTA | PCT | REB-AVG | AST | BLK | STL | PTS-AVG |
|---|---|---|---|---|---|---|---|---|---|---|---|---|---|
| 1992-93 | 25-0 | 5.8 | 16-42 | .381 | 0-0 | .000 | 4-6 | .667 | 30-1.2 | 5 | 3 | 6 | 36-1.4 |
| 1993-94 | 26-11 | 13.0 | 27-70 | .386 | 0-1 | .000 | 2-9 | .222 | 60-2.3 | 20 | 4 | 8 | 56-2.2 |
| TOTAL | 51-11 | 9.4 | 43-112 | .384 | 0-1 | .000 | 6-15 | .400 | 90-1.8 | 25 | 7 | 14 | 92-1.8 |

### SANDRA WELLS (1979-80)

| YEAR | GP-GS | MPG | FGM-FGA | PCT | 3PM-3PA | PCT | FTM-FTA | PCT | REB-AVG | AST | BLK | STL | PTS-AVG |
|---|---|---|---|---|---|---|---|---|---|---|---|---|---|
| 1979-80 | 16-11 | --- | 66-183 | .361 | --- | --- | 37-55 | .673 | 30-1.9 | 68 | 0 | 43 | 169-10.6 |
| TOTAL | 16-11 | --- | 66-183 | .361 | --- | --- | 37-55 | .673 | 30-1.9 | 68 | 0 | 43 | 169-10.6 |

# CAREER STATS: WER-WIL

### SUE WERB (1984-85)

| YEAR | GP-GS | MPG | FGM-FGA | PCT | 3PM-3PA | PCT | FTM-FTA | PCT | REB-AVG | AST | BLK | STL | PTS-AVG |
|---|---|---|---|---|---|---|---|---|---|---|---|---|---|
| 1984-85 | 5-0 | --- | 3-3 | 1.000 | --- | --- | 0-0 | .000 | 3-0.6 | 2 | 0 | 2 | 6-1.2 |
| TOTAL | 5-0 | --- | 3-3 | 1.000 | --- | --- | 0-0 | .000 | 3-0.6 | 2 | 0 | 2 | 6-1.2 |

### YOLANDA WHIGHAM (2001-02)

| YEAR | GP-GS | MPG | FGM-FGA | PCT | 3PM-3PA | PCT | FTM-FTA | PCT | REB-AVG | AST | BLK | STL | PTS-AVG |
|---|---|---|---|---|---|---|---|---|---|---|---|---|---|
| 2001-02 | | NO STATS AVAILABLE | | | | | NO STATS AVAILABLE | | | | | | |
| TOTAL | | | | NO STATS AVAILABLE | | | | | NO STATS AVAILABLE | | | | |

### BETSY WHITE (1978-80)

| YEAR | GP-GS | MPG | FGM-FGA | PCT | 3PM-3PA | PCT | FTM-FTA | PCT | REB-AVG | AST | BLK | STL | PTS-AVG |
|---|---|---|---|---|---|---|---|---|---|---|---|---|---|
| 1978-79 | | NO STATS AVAILABLE | | | | | NO STATS AVAILABLE | | | | | | |
| 1979-80 | 10-0 | --- | 5-16 | .313 | --- | --- | 5-6 | .833 | 4-0.4 | 2 | 0 | 9 | 15-1.5 |
| TOTAL | | | | | | | | | | | | | |

### CHRISTAL WHITE (1998-00)

| YEAR | GP-GS | MPG | FGM-FGA | PCT | 3PM-3PA | PCT | FTM-FTA | PCT | REB-AVG | AST | BLK | STL | PTS-AVG |
|---|---|---|---|---|---|---|---|---|---|---|---|---|---|
| 1998-99 | 23-0 | 11.0 | 21-48 | .438 | 1-3 | .333 | 30-42 | .714 | 43-1.9 | 5 | 5 | 9 | 73-3.2 |
| 1999-00 | 3-0 | 8.3 | 2-8 | .250 | 0-0 | .000 | 4-6 | .667 | 11-3.7 | 1 | 1 | 1 | 8 -2.7 |
| TOTAL | 26-0 | 9.7 | 23-56 | .411 | 1-3 | .333 | 34-48 | .708 | 54-2.1 | 6 | 6 | 10 | 81-3.1 |

### SHAQUANA WILKINS (2000-04)

| YEAR | GP-GS | MPG | FGM-FGA | PCT | 3PM-3PA | PCT | FTM-FTA | PCT | REB-AVG | AST | BLK | STL | PTS-AVG |
|---|---|---|---|---|---|---|---|---|---|---|---|---|---|
| 2000-01 | 26-0 | 10.5 | 37-69 | .536 | 0-0 | .000 | 19-28 | .679 | 61-2.3 | 9 | 10 | 23 | 93-3.6 |
| 2001-02 | | NO STATS AVAILABLE | | | | | NO STATS AVAILABLE | | | | | | |
| 2002-03 | 30-20 | 22.3 | 108-198 | .545 | 0-1 | .000 | 39-56 | .696 | 180-6.0 | 34 | 25 | 28 | 255-8.5 |
| 2003-04 | 16-16 | 33.7 | 65-138 | .471 | 0-0 | .000 | 33-42 | .786 | 148-9.3 | 30 | 23 | 21 | 163-10.2 |
| TOTAL | | | | | | | | | | | | | |

### JEAN WILLEY (1982-83)

| YEAR | GP-GS | MPG | FGM-FGA | PCT | 3PM-3PA | PCT | FTM-FTA | PCT | REB-AVG | AST | BLK | STL | PTS-AVG |
|---|---|---|---|---|---|---|---|---|---|---|---|---|---|
| 1982-83 | | NO STATS AVAILABLE | | | | | NO STATS AVAILABLE | | | | | | |
| TOTAL | | | | | | | | | | | | | |

### TONI WILLIAM (1998-99)

| YEAR | GP-GS | MPG | FGM-FGA | PCT | 3PM-3PA | PCT | FTM-FTA | PCT | REB-AVG | AST | BLK | STL | PTS-AVG |
|---|---|---|---|---|---|---|---|---|---|---|---|---|---|
| 1998-99 | 3-0 | 3.3 | 2-4 | .500 | 0-0 | .000 | 1-3 | .333 | 5-1.7 | 0 | 1 | 1 | 5-1.7 |
| TOTAL | 3-0 | 3.3 | 2-4 | .500 | 0-0 | .000 | 1-3 | .333 | 5-1.7 | 0 | 1 | 1 | 5-1.7 |

### CARLA WILLIAMS (2006-08)

| YEAR | GP-GS | MPG | FGM-FGA | PCT | 3PM-3PA | PCT | FTM-FTA | PCT | REB-AVG | AST | BLK | STL | PTS-AVG |
|---|---|---|---|---|---|---|---|---|---|---|---|---|---|
| 2006-07 | 30-1 | 14.1 | 65-135 | .481 | 0-0 | .000 | 21-42 | .500 | 114-3.8 | 4 | 12 | 15 | 151-5.0 |
| 2007-08 | 28-22 | 17.0 | 62-136 | .456 | 0-1 | .000 | 24-45 | .533 | 114-4.1 | 9 | 13 | 31 | 148-5.3 |
| TOTAL | 58-23 | 15.6 | 127-271 | .468 | 0-1 | .000 | 45-87 | .517 | 228-3.9 | 13 | 25 | 46 | 299-5.2 |

### JA'LEAH WILLIAMS (2021-PRES)

| YEAR | GP-GS | MPG | FGM-FGA | PCT | 3PM-3PA | PCT | FTM-FTA | PCT | REB-AVG | AST | BLK | STL | PTS-AVG |
|---|---|---|---|---|---|---|---|---|---|---|---|---|---|
| 2021-22 | 34-28 | 26.9 | 97-233 | .416 | 5-30 | .167 | 49-70 | .700 | 140-4.1 | 75 | 7 | 65 | 248-7.3 |
| 2022-23 | 35-35 | 24.6 | 93-230 | .404 | 6-28 | .214 | 37-56 | .661 | 107-3.1 | 93 | 7 | 43 | 229-6.5 |
| TOTAL | 69-63 | 25.8 | 190-463 | .410 | 11-58 | .190 | 86-126 | .683 | 247-3.6 | 168 | 14 | 108 | 477-6.9 |

### JASSANY WILLIAMS (2013-15)

| YEAR | GP-GS | MPG | FGM-FGA | PCT | 3PM-3PA | PCT | FTM-FTA | PCT | REB-AVG | AST | BLK | STL | PTS-AVG |
|---|---|---|---|---|---|---|---|---|---|---|---|---|---|
| 2013-14 | 31-11 | 19.1 | 71-156 | .455 | 0-0 | .000 | 27-49 | .551 | 167-5.4 | 26 | 57 | 13 | 169-5.5 |
| 2014-15 | 33-33 | 21.0 | 71-173 | .410 | 0-0 | .000 | 39-52 | .750 | 199-6.0 | 4 | 76 | 31 | 181-5.5 |
| TOTAL | 64-44 | 20.1 | 142-329 | .432 | 0-0 | .000 | 66-101 | .653 | 366-5.7 | 30 | 133 | 44 | 350-5.5 |

### RIQUNA WILLIAMS (2008-12)

| YEAR | GP-GS | MPG | FGM-FGA | PCT | 3PM-3PA | PCT | FTM-FTA | PCT | REB-AVG | AST | BLK | STL | PTS-AVG |
|---|---|---|---|---|---|---|---|---|---|---|---|---|---|
| 2008-09 | 26-6 | 17.5 | 78-261 | .299 | 24-111 | .216 | 47-61 | .770 | 51-2.0 | 19 | 11 | 44 | 227-8.7 |
| 2009-10 | 36-25 | 30.4 | 253-628 | .403 | 106-294 | .361 | 95-129 | .736 | 152-4.2 | 62 | 17 | 64 | 707-19.6 |
| 2010-11 | 33-33 | 31.4 | 251-632 | .397 | 75-252 | .298 | 140-181 | .773 | 176-5.3 | 93 | 16 | 91 | 717-21.7 |
| 2011-12 | 30-27 | 27.7 | 178-448 | .397 | 67-182 | .368 | 74-92 | .804 | 103-3.4 | 77 | 20 | 71 | 497-16.6 |
| TOTAL | 125-91 | 26.8 | 760-1969 | .386 | 272-839 | .324 | 356-463 | .769 | 482-3.9 | 251 | 64 | 270 | 2,148-17.2 |

# CAREER STATS: WIL-WOO

**ROBIN WILLIAMS (1985-87)**

| YEAR | GP-GS | MPG | FGM-FGA | PCT | 3PM-3PA | PCT | FTM-FTA | PCT | REB-AVG | AST | BLK | STL | PTS-AVG |
|---|---|---|---|---|---|---|---|---|---|---|---|---|---|
| 1985-86 | 22-18 | 29.7 | 50-132 | .379 | --- | --- | 29-39 | .744 | 68-3.1 | 67 | 0 | 33 | 129-5.9 |
| 1986-87 | 30-30 | 34.6 | 104-256 | .406 | --- | --- | 86-120 | .717 | 114-3.8 | 62 | 1 | 53 | 294-9.8 |
| TOTAL | 52-48 | 32.2 | 154-388 | .397 | --- | --- | 115-159 | .723 | 182-3.5 | 129 | 1 | 86 | 423-8.1 |

**SHANEL WILLIAMS (2009-12)**

| YEAR | GP-GS | MPG | FGM-FGA | PCT | 3PM-3PA | PCT | FTM-FTA | PCT | REB-AVG | AST | BLK | STL | PTS-AVG |
|---|---|---|---|---|---|---|---|---|---|---|---|---|---|
| 2009-10 | 34-0 | 12.1 | 33-107 | .308 | 9-25 | .360 | 17-30 | .567 | 37 -1.1 | 9 | 1 | 20 | 92-2.7 |
| 2010-11 | 32-0 | 13.8 | 29-92 | .315 | 3-11 | .273 | 35-65 | .538 | 61-1.9 | 17 | 3 | 25 | 96-3.0 |
| 2011-12 | 31-0 | 7.3 | 17-47 | .362 | 1-9 | .111 | 8-21 | .381 | 27-0.9 | 11 | 1 | 12 | 43-1.4 |
| 2012-13 | 3-0 | 8.0 | 3-7 | .429 | 1-1 | 1.000 | 0-0 | .000 | 2-0.7 | 0 | 0 | 2 | 7-2.3 |
| TOTAL | 100-0 | 10.3 | 82-253 | .324 | 14-46 | .304 | 60-116 | .517 | 127-1.27 | 37 | 5 | 59 | 238-2.4 |

**ZADA WILLIAMS (2015-17)**

| YEAR | GP-GS | MPG | FGM-FGA | PCT | 3PM-3PA | PCT | FTM-FTA | PCT | REB-AVG | AST | BLK | STL | PTS-AVG |
|---|---|---|---|---|---|---|---|---|---|---|---|---|---|
| 2015-16 | 21-0 | 5.0 | 16-33 | .485 | 0-0 | .000 | 6-16 | .375 | 34-1.6 | 6 | 1 | 7 | 38-1.8 |
| 2016-17 | 14-0 | 3.4 | 8-10 | .800 | 0-0 | .000 | 3-4 | .750 | 13-0.9 | 0 | 2 | 1 | 19-1.4 |
| TOTAL | 35-0 | 4.3 | 24-43 | .558 | 0-0 | .000 | 9-20 | .450 | 47-1.3 | 6 | 3 | 8 | 57-1.6 |

**DELLA WILSON (1990-93)**

| YEAR | GP-GS | MPG | FGM-FGA | PCT | 3PM-3PA | PCT | FTM-FTA | PCT | REB-AVG | AST | BLK | STL | PTS-AVG |
|---|---|---|---|---|---|---|---|---|---|---|---|---|---|
| 1990-91 | 23-14 | 25.2 | 79-209 | .391 | 10-39 | .256 | 30-41 | .732 | 75-3.3 | 92 | 3 | 53 | 198-8.6 |
| 1991-92 | 32-32 | 31.7 | 102-250 | .408 | 7-29 | .241 | 36-60 | .600 | 119-3.7 | 125 | 4 | 51 | 247-7.7 |
| 1992-93 | 31-31 | 35.7 | 172-380 | .453 | 14-49 | .347 | 65-94 | .691 | 144-4.6 | 134 | 5 | 93 | 426-13.7 |
| TOTAL | 87-77 | 30.9 | 353-839 | .421 | 31-117 | .265 | 131-195 | .672 | 338-3.9 | 351 | 12 | 197 | 871-10.0 |

**HUTASHI WILSON (2000-04)**

| YEAR | GP-GS | MPG | FGM-FGA | PCT | 3PM-3PA | PCT | FTM-FTA | PCT | REB-AVG | AST | BLK | STL | PTS-AVG |
|---|---|---|---|---|---|---|---|---|---|---|---|---|---|
| 2000-01 | 18-0 | 5.6 | 6-21 | .286 | 0-8 | .000 | 6-20 | .300 | 16-0.9 | 4 | 0 | 8 | 18-1.0 |
| 2001-02 | | NO STATS AVAILABLE | | | | NO STATS AVAILABLE | | | | | | | |
| 2002-03 | 29-11 | 16.9 | 38-112 | .339 | 14-41 | .341 | 18-30 | .600 | 55-1.9 | 51 | 0 | 25 | 108-3.7 |
| 2003-04 | 16-3 | 16.5 | 18-47 | .383 | 5-19 | .263 | 13-22 | .591 | 24-1.5 | 39 | 0 | 15 | 54-3.4 |
| TOTAL | | | | | | | | | | | | | |

**SHAWNICE WILSON (2011-13)**

| YEAR | GP-GS | MPG | FGM-FGA | PCT | 3PM-3PA | PCT | FTM-FTA | PCT | REB-AVG | AST | BLK | STL | PTS-AVG |
|---|---|---|---|---|---|---|---|---|---|---|---|---|---|
| 2011-12 | 32-12 | 18.8 | 78-172 | .453 | 0-0 | .000 | 50-68 | .735 | 184-5.8 | 14 | 18 | 16 | 206-6.4 |
| 2012-13 | 32-29 | 23.5 | 123-237 | .519 | 0-2 | .000 | 75-94 | .798 | 275-8.6 | 23 | 20 | 28 | 321-10.0 |
| TOTAL | 64-41 | 21.2 | 201-409 | .491 | 0-2 | .000 | 125-162 | .772 | 459-7.2 | 37 | 38 | 44 | 527-8.2 |

**SYLVIA WILSON (1979-82)**

| YEAR | GP-GS | MPG | FGM-FGA | PCT | 3PM-3PA | PCT | FTM-FTA | PCT | REB-AVG | AST | BLK | STL | PTS-AVG |
|---|---|---|---|---|---|---|---|---|---|---|---|---|---|
| 1979-80 | 33-30 | — | 232-438 | .530 | — | — | 56-103 | .544 | 344-10.4 | 24 | 80 | 56 | 520-15.8 |
| 1980-81 | 38-37 | — | 268-568 | .472 | — | — | 134-222 | .604 | 449-11.8 | 17 | 61 | 53 | 670-17.6 |
| 1981-82 | 28-27 | — | 221-503 | .439 | — | — | 81-131 | .618 | 322-11.5 | 21 | 57 | 45 | 523-18.7 |
| TOTAL | 99-94 | — | 721-1509 | .478 | — | — | 271-456 | .594 | 1115-11.3 | 62 | 198 | 154 | 1,713-17.3 |

**CASSAUNDRA WIMES (1994-96; 1997-99)**

| YEAR | GP-GS | MPG | FGM-FGA | PCT | 3PM-3PA | PCT | FTM-FTA | PCT | REB-AVG | AST | BLK | STL | PTS-AVG |
|---|---|---|---|---|---|---|---|---|---|---|---|---|---|
| 1994-95 | 26-7 | 13.5 | 51-113 | .451 | 0-0 | .000 | 69-99 | .697 | 122-4.7 | 6 | 3 | 26 | 171-6.6 |
| 1995-96 | 26-23 | 24.8 | 110-195 | .564 | 0-0 | .000 | 84-126 | .667 | 173-6.7 | 13 | 7 | 34 | 304-11.7 |
| 1996-97 | DNP | | | | | | | | | | | | |
| 1997-98 | 24-13 | 20.8 | 82-202 | .406 | 21-62 | .339 | 37-47 | .787 | 67-2.8 | 23 | 5 | 36 | 222-9.3 |
| 1998-99 | 29-29 | 27.6 | 128-336 | .381 | 23-80 | .288 | 58-82 | .707 | 106-3.7 | 51 | 8 | 47 | 337-11.6 |
| TOTAL | 105-72 | 21.7 | 371-846 | .439 | 44-142 | .310 | 248-354 | .701 | 468-4.5 | 93 | 23 | 143 | 1,034-9.8 |

**TANYA WOOD (1988-90)**

| YEAR | GP-GS | MPG | FGM-FGA | PCT | 3PM-3PA | PCT | FTM-FTA | PCT | REB-AVG | AST | BLK | STL | PTS-AVG |
|---|---|---|---|---|---|---|---|---|---|---|---|---|---|
| 1988-89 | 15-0 | 4.9 | 3-11 | .273 | 0-0 | .000 | 4-6 | .667 | 17-1.1 | 3 | 1 | 2 | 10-0.7 |
| 1989-90 | 9-0 | 6.6 | 9-15 | .600 | 0-0 | .000 | 4-5 | .800 | 7-0.8 | 2 | 1 | 1 | 22-2.4 |
| TOTAL | 24-0 | 5.8 | 12-26 | .461 | 0-0 | .000 | 8-11 | .727 | 24-1.0 | 5 | 2 | 3 | 32-1.3 |

# CAREER STATS: WOO-ZAL

**MICHELLE WOODS (2011-13; 2014-16)**

| YEAR | GP-GS | MPG | FGM-FGA | PCT | 3PM-3PA | PCT | FTM-FTA | PCT | REB-AVG | AST | BLK | STL | PTS-AVG |
|---|---|---|---|---|---|---|---|---|---|---|---|---|---|
| 2011-12 | 31-0 | 11.3 | 29-92 | .315 | 15-58 | .259 | 24-33 | .727 | 44-1.4 | 30 | 0 | 31 | 97-3.1 |
| 2012-13 | 31-15 | 22.5 | 62-183 | .339 | 24-83 | .289 | 36-62 | .581 | 88-2.8 | 67 | 7 | 35 | 184-5.9 |
| 2013-14 | DNP | | | | | | | | | | | | |
| 2014-15 | 33-15 | 25.9 | 83-240 | .346 | 36-114 | .316 | 77-112 | .688 | 126-3.8 | 73 | 5 | 31 | 279-8.5 |
| 2015-16 | 33-33 | 25.7 | 75-233 | .322 | 30-117 | .256 | 34-43 | .791 | 120-3.6 | 101 | 11 | 43 | 214-6.5 |
| TOTAL | 128-63 | 21.5 | 249-748 | .333 | 105-372 | .282 | 171-250 | .684 | 378-3.0 | 271 | 23 | 140 | 774-6.0 |

**EPIPHANY WOODSON (2007-09)**

| YEAR | GP-GS | MPG | FGM-FGA | PCT | 3PM-3PA | PCT | FTM-FTA | PCT | REB-AVG | AST | BLK | STL | PTS-AVG |
|---|---|---|---|---|---|---|---|---|---|---|---|---|---|
| 2007-08 | 29-18 | 25.3 | 71-218 | .326 | 23-88 | .261 | 21-31 | .677 | 74-2.6 | 55 | 0 | 28 | 186-6.4 |
| 2008-09 | 21-11 | 23.1 | 54-162 | .333 | 15-63 | .238 | 19-22 | .864 | 46-2.2 | 51 | 0 | 18 | 142-6.8 |
| TOTAL | 50-29 | 24.2 | 125-380 | .329 | 38-151 | .252 | 40-53 | .755 | 120-2.4 | 106 | 0 | 46 | 328-6.6 |

**WYNN WYGAL (1972-73)**

| YEAR | GP-GS | MPG | FGM-FGA | PCT | 3PM-3PA | PCT | FTM-FTA | PCT | REB-AVG | AST | BLK | STL | PTS-AVG |
|---|---|---|---|---|---|---|---|---|---|---|---|---|---|
| 1972-73 | | NO STATS AVAILABLE | | | | | NO STATS AVAILABLE | | | | | | |
| TOTAL | | | | NO STATS AVAILABLE | | | | | NO STATS AVAILABLE | | | | |

**STEFANIE YDERSTROM (2009-13)**

| YEAR | GP-GS | MPG | FGM-FGA | PCT | 3PM-3PA | PCT | FTM-FTA | PCT | REB-AVG | AST | BLK | STL | PTS-AVG |
|---|---|---|---|---|---|---|---|---|---|---|---|---|---|
| 2009-10 | 30-17 | 25.0 | 78-245 | .318 | 47-159 | .296 | 22-26 | .846 | 44-1.5 | 64 | 10 | 26 | 225-7.5 |
| 2010-11 | 33-33 | 29.2 | 83-255 | .325 | 53-172 | .308 | 45-54 | .833 | 75-2.3 | 88 | 7 | 44 | 264-8.0 |
| 2011-12 | 32-32 | 25.6 | 113-299 | .378 | 68-195 | .349 | 46-54 | .852 | 49-1.5 | 54 | 5 | 36 | 340-10.6 |
| 2012-13 | 32-32 | 30.0 | 123-362 | .340 | 60-164 | .366 | 68-77 | .883 | 43-1.3 | 75 | 2 | 41 | 374-11.7 |
| TOTAL | 127-114 | 27.5 | 397-1161 | .342 | 228-690 | .330 | 181-211 | .860 | 211-1.7 | 281 | 24 | 147 | 1,203-9.5 |

**CAMI YOUNG (1992-94)**

| YEAR | GP-GS | MPG | FGM-FGA | PCT | 3PM-3PA | PCT | FTM-FTA | PCT | REB-AVG | AST | BLK | STL | PTS-AVG |
|---|---|---|---|---|---|---|---|---|---|---|---|---|---|
| 1992-93 | 19-0 | 4.7 | 9-20 | .450 | 4-5 | .800 | 6-8 | .750 | 18-0.9 | 3 | 1 | 3 | 28-1.5 |
| 1993-94 | 24-6 | 15.5 | 66-199 | .332 | 10-38 | .263 | 22-29 | .759 | 49-2.0 | 17 | 1 | 10 | 164-6.8 |
| TOTAL | 43-6 | 10.1 | 75-219 | .342 | 14-43 | .326 | 28-37 | .757 | 67-1.6 | 20 | 2 | 13 | 192-4.5 |

**TANYA YOUNG (1991-95)**

| YEAR | GP-GS | MPG | FGM-FGA | PCT | 3PM-3PA | PCT | FTM-FTA | PCT | REB-AVG | AST | BLK | STL | PTS-AVG |
|---|---|---|---|---|---|---|---|---|---|---|---|---|---|
| 1991-92 | 25-0 | 5.5 | 10-31 | .323 | 1-3 | .333 | 11-20 | .550 | 38-1.5 | 5 | 2 | 11 | 32-1.3 |
| 1992-93 | 30-5 | 7.9 | 25-63 | .397 | 0-2 | .000 | 6-29 | .207 | 59-2.0 | 7 | 1 | 13 | 56-1.9 |
| 1993-94 | 26-16 | 28.6 | 102-267 | .382 | 0-1 | .000 | 46-88 | .523 | 257-9.9 | 24 | 23 | 40 | 250-9.6 |
| 1994-95 | 22-17 | 23.5 | 79-174 | .454 | 0-0 | .000 | 35-67 | .522 | 155-7.0 | 19 | 11 | 33 | 193-8.8 |
| TOTAL | 103-38 | 16.4 | 216-535 | .404 | 1-6 | .167 | 98-204 | .480 | 509-4.9 | 55 | 37 | 97 | 531-5.2 |

**RINAT ZALTZ (1994-95)**

| YEAR | GP-GS | MPG | FGM-FGA | PCT | 3PM-3PA | PCT | FTM-FTA | PCT | REB-AVG | AST | BLK | STL | PTS-AVG |
|---|---|---|---|---|---|---|---|---|---|---|---|---|---|
| 1994-95 | 27-24 | 27.1 | 105-295 | .356 | 25-80 | .313 | 58-79 | .734 | 114-4.2 | 55 | 11 | 44 | 293-10.9 |
| TOTAL | 27-24 | 27.1 | 105-295 | .356 | 25-80 | .313 | 58-79 | .734 | 114-4.2 | 55 | 11 | 44 | 293-10.9 |

**NCAA Negotiated Resolution #020161**

On February 24, 2023 the NCAA Committee on Infractions and the University of Miami announced a Negotiated Resolution regarding case No. 02161.

The institution, head women's basketball coach and enforcement staff agreed that between April 7 through 13, 2022, the head coach and an assistant women's basketball coach facilitated an impermissible off-campus contact between a booster and two prospects and their parents that resulted in the booster providing the prospects with an impermissible inducement (e.g., a meal). Additionally, the head coach violated NCAA publicity legislation when she commented about the prospects to the booster and provided him information about their official visit. The head coach did not rebut the presumption of responsibility pursuant to bylaw 11.1.1.1.

The head coach served a three-game suspension and the University has been placed on one year of probation from February 24, 2023 through February 23, 2024. The women's basketball program also reduced recruiting visit opportunities and communications during the 2022-23 academic year.