Official Basketball Box Score - Final

# Bethune-Cookman at Miami (FL)

11/06/25 Watsco Center, Coral Gables

2025-26 Men's Basketball

**Game Time:** 7:00 PM
**Game Duration:** 2:09
**Attendance:** 4,508

**Officials:** Ron Groover, Bill Covington Jr., Joe Switzer

## Bethune-Cookman - 61

**Record: 0-2**

| NO. | Name | | Min | FG M-A | 3P M-A | FT M-A | Rebounds OR | DR | TOT | Fouls PF | FD | TP | AS | TO | ST | Blocks BS | BA | +/- |
|---|---|---|---|---|---|---|---|---|---|---|---|---|---|---|---|---|---|---|
| 5 | Quentin Heady | F | 22:06 | 0-2 | 0-0 | 0-0 | 1 | 1 | 2 | 3 | 1 | 0 | 0 | 1 | 0 | 0 | 0 | -30 |
| 23 | Daniel Rouzan | F | 24:23 | 4-9 | 0-2 | 1-3 | 3 | 3 | 6 | 3 | 4 | 9 | 1 | 0 | 0 | 1 | 0 | -25 |
| 0 | Jakobi Heady | G | 24:42 | 6-13 | 4-7 | 3-3 | 0 | 3 | 3 | 0 | 2 | 19 | 2 | 0 | 1 | 0 | 0 | -21 |
| 3 | Seneca Willoughby | G | 23:49 | 2-6 | 1-4 | 3-4 | 0 | 3 | 3 | 1 | 2 | 8 | 1 | 3 | 0 | 0 | 0 | -23 |
| 11 | Jordan Johnson | G | 27:25 | 3-12 | 0-6 | 1-1 | 1 | 5 | 6 | 2 | 2 | 7 | 1 | 1 | 0 | 0 | 3 | -34 |
| 1 | Arterio Morris | | 27:20 | 1-13 | 0-4 | 2-4 | 1 | 2 | 3 | 4 | 4 | 4 | 3 | 5 | 1 | 2 | 3 | -27 |
| 2 | Rickey Mitchell Jr. | | 15:56 | 1-6 | 1-5 | 2-2 | 2 | 1 | 3 | 1 | 1 | 5 | 1 | 1 | 0 | 0 | 0 | -15 |
| 4 | Ariel Bland | | 17:01 | 1-2 | 0-0 | 1-2 | 0 | 1 | 1 | 3 | 1 | 3 | 0 | 0 | 1 | 1 | 1 | -8 |
| 33 | David Onanina | | 16:30 | 3-3 | 0-0 | 0-0 | 2 | 1 | 3 | 1 | 2 | 6 | 1 | 0 | 0 | 0 | 0 | -17 |
| 12 | Dailon Minor | | 00:48 | 0-0 | 0-0 | 0-0 | 0 | 0 | 0 | 0 | 0 | 0 | 0 | 0 | 0 | 0 | 0 | 0 |
| Team | | | | | | | 5 | 0 | 5 | 0 | | 0 | | 1 | | | | |
| **Totals** | | | | 21-66 | 6-28 | 13-19 | 15 | 20 | 35 | 18 | 19 | 61 | 10 | 12 | 3 | 4 | 7 | -40 |

| Shooting By Period | | | |
|---|---|---|---|
| 1st | FG% | 9-33 | 27.3% |
| | 3PT% | 5-15 | 33.3% |
| | FT% | 8-10 | 80% |
| 2nd | FG% | 12-33 | 36.4% |
| | 3PT% | 1-13 | 7.7% |
| | FT% | 5-9 | 55.6% |
| GM | FG% | 21-66 | 31.8% |
| | 3PT% | 6-28 | 21.4% |
| | FT% | 13-19 | 68.4% |

Dead Ball Rebounds: 2, 0

**Major Fouls:** Morris (TF) 1st 1:06

## Miami (FL) - 101

**Record: 2-0**

| NO. | Name | | Min | FG M-A | 3P M-A | FT M-A | Rebounds OR | DR | TOT | Fouls PF | FD | TP | AS | TO | ST | Blocks BS | BA | +/- |
|---|---|---|---|---|---|---|---|---|---|---|---|---|---|---|---|---|---|---|
| 5 | Malik Reneau | F | 25:49 | 9-12 | 0-1 | 4-4 | 2 | 4 | 6 | 1 | 5 | 22 | 5 | 1 | 0 | 2 | 0 | 19 |
| 7 | Shelton Henderson | F | 22:27 | 2-8 | 0-1 | 3-5 | 3 | 6 | 9 | 3 | 3 | 7 | 3 | 0 | 0 | 0 | 0 | 25 |
| 8 | Ernest Udeh Jr. | C | 19:52 | 4-5 | 0-0 | 0-2 | 1 | 9 | 10 | 3 | 1 | 8 | 0 | 0 | 1 | 4 | 0 | 30 |
| 3 | Tre Donaldson | G | 27:24 | 9-11 | 1-1 | 4-5 | 0 | 1 | 1 | 0 | 3 | 23 | 4 | 2 | 1 | 0 | 2 | 23 |
| 10 | Tru Washington | G | 24:05 | 5-9 | 2-4 | 1-2 | 1 | 0 | 1 | 4 | 1 | 13 | 3 | 1 | 4 | 0 | 1 | 25 |
| 11 | Salih Altuntas | | 09:28 | 0-1 | 0-0 | 0-0 | 1 | 1 | 2 | 5 | 1 | 0 | 0 | 2 | 0 | 1 | 0 | 8 |
| 35 | Dante Allen | | 25:26 | 5-7 | 1-3 | 1-2 | 0 | 7 | 7 | 2 | 1 | 12 | 4 | 0 | 2 | 0 | 0 | 24 |
| 4 | Marcus Allen | | 22:07 | 1-5 | 0-2 | 2-2 | 0 | 5 | 5 | 1 | 1 | 4 | 4 | 0 | 0 | 0 | 1 | 23 |
| 88 | Timotej Malovec | | 17:54 | 3-5 | 3-3 | 0-0 | 1 | 0 | 1 | 0 | 1 | 9 | 1 | 0 | 0 | 0 | 0 | 23 |
| 1 | Jordyn Kee | | 02:44 | 1-1 | 1-1 | 0-0 | 1 | 0 | 1 | 1 | 0 | 3 | 0 | 0 | 0 | 0 | 0 | 0 |
| 12 | John Laboy, II | | 02:44 | 0-2 | 0-1 | 0-0 | 0 | 1 | 1 | 0 | 0 | 0 | 1 | 0 | 0 | 0 | 0 | 0 |
| Team | | | | | | | 0 | 0 | 0 | 0 | | 0 | | 0 | | | | |
| **Totals** | | | | 39-66 | 8-17 | 15-22 | 10 | 34 | 44 | 20 | 17 | 101 | 25 | 6 | 8 | 7 | 4 | 40 |

| Shooting By Period | | | |
|---|---|---|---|
| 1st | FG% | 19-26 | 73.1% |
| | 3PT% | 3-6 | 50.0% |
| | FT% | 9-13 | 69.2% |
| 2nd | FG% | 20-40 | 50.0% |
| | 3PT% | 5-11 | 45.5% |
| | FT% | 6-9 | 66.7% |
| GM | FG% | 39-66 | 59.1% |
| | 3PT% | 8-17 | 47.1% |
| | FT% | 15-22 | 68.2% |

Dead Ball Rebounds: 4, 0

**Major Fouls:** Washington (TF) 1st 1:06

| | B-CU | UM |
|---|---|---|
| **Biggest lead** | 0 (1st 20:00) | 42 (2nd 3:35) |
| **Best Scoring Run** | 10 (2nd 14:47) | 12 (2nd 19:30) |
| **Lead Changes** | 0 | |
| **Times Tied** | 0 | |
| **Time with Lead** | 00:00 | 39:22 |

| Points from | B-CU | UM |
|---|---|---|
| **Turnovers** | 4 | 18 |
| **Paint** | 26 | 58 |
| **Second Chance** | 16 | 9 |
| **Fast Breaks** | 4 | 12 |
| **Bench** | 18 | 28 |

| Period by Period Scoring | 1st | 2nd | TOT |
|---|---|---|---|
| **B-CU** | 31 | 30 | 61 |
| **UM** | 50 | 51 | 101 |

Official Basketball Play by Play - First Half

# Bethune-Cookman at Miami (FL)

11/06/25 Watsco Center, Coral Gables

2025-26 Men's Basketball

**Game Time:** 7:00 PM
**Game Duration:** 2:09
**Attendance:** 4,508

**Officials:** Ron Groover, Bill Covington Jr., Joe Switzer

## Quarter 1

**Quarter Starters:**

| | | | | | |
|---|---|---|---|---|---|
| **UM** | 3 Donaldson T | 5 Reneau M | 7 Henderson S | 8 Udeh Jr. E | 10 Washington T |
| **B-CU** | 0 Heady J | 3 Willoughby S | 5 Heady Q | 11 Johnson J | 23 Rouzan D |

| Game Time | UM | Score | Diff | B-CU |
|---|---|---|---|---|
| 20:00 | 8 UDEH JR. E jumpball lost | | | 23 ROUZAN D jumpball won |
| 19:44 | | | | 23 ROUZAN D 2pt FG outside the paint, jump shot missed |
| 19:41 | 8 UDEH JR. E defensive rebound (1) | | | |
| 19:22 | 5 RENEAU M 2pt FG in the paint, dunk, made (2) | **2-0** | **2** | |
| 19:22 | 10 WASHINGTON T assist (1) | | | |
| 19:01 | | | | 11 JOHNSON J 3pt FG , step back jump shot missed |
| 18:56 | 8 UDEH JR. E defensive rebound (2) | | | |
| 18:46 | 5 RENEAU M foul received (1) | | | 23 ROUZAN D foul personal (1 - 1) |
| 18:43 | 3 DONALDSON T 3pt FG , jump shot made (3) | **5-0** | **5** | |
| 18:43 | 5 RENEAU M assist (1) | | | |
| 18:12 | | | | 23 ROUZAN D 2pt FG fast break outside the paint, turnaround jump shot missed |
| 18:09 | 8 UDEH JR. E defensive rebound (3) | | | |
| 18:03 | 10 WASHINGTON T 2pt FG in the paint, driving layup made (2) | **7-0** | **7** | |
| 18:03 | | | | Timeout short |
| 17:41 | | | | 0 HEADY J 2pt FG outside the paint, floating jump shot missed |
| 17:37 | | | | 23 ROUZAN D offensive rebound (1) |
| 17:37 | 8 UDEH JR. E foul personal (1 - 1) | | | 11 JOHNSON J foul received (1) |
| 17:26 | | **7-2** | **5** | 11 JOHNSON J 2pt FG second chance in the paint, driving layup made (2) |
| 17:26 | 10 WASHINGTON T foul shooting (1 - 2) | | | 11 JOHNSON J foul received (2) |
| 17:26 | | **7-3** | **4** | 11 JOHNSON J free throw 1 - 1 made (3) |
| 17:04 | 5 RENEAU M 2pt FG outside the paint, hook shot made (4) | **9-3** | **6** | |
| 16:49 | | **9-5** | **4** | 11 JOHNSON J 2pt FG in the paint, driving layup made (5) |
| 16:30 | 8 UDEH JR. E 2pt FG in the paint, layup missed | | | |
| 16:27 | | | | 23 ROUZAN D defensive rebound (2) |
| 16:22 | | | | 0 HEADY J 2pt FG in the paint, floating jump shot missed |
| 16:18 | 8 UDEH JR. E defensive rebound (4) | | | |
| 16:11 | 10 WASHINGTON T 3pt FG , jump shot missed | | | |
| 16:07 | | | | 11 JOHNSON J defensive rebound (1) |
| 15:59 | | **9-8** | **1** | 0 HEADY J 3pt FG , jump shot made (3) |
| 15:59 | | | | 11 JOHNSON J assist (1) |
| 15:45 | 3 DONALDSON T 2pt FG outside the paint, floating jump shot made (5) | **11-8** | **3** | |
| 15:45 | 3 DONALDSON T foul received (1) | | | 5 HEADY Q foul shooting (1 - 2) |
| 15:45 | Timeout commercial | | | |
| 15:45 | 8 UDEH JR. E substitution out | | | |
| 15:45 | 11 ALTUNTAS S substitution in | | | |
| 15:45 | 3 DONALDSON T free throw 1 - 1 made (6) | **12-8** | **4** | |
| 15:25 | | | | 3 WILLOUGHBY S 3pt FG , jump shot missed |
| 15:21 | 11 ALTUNTAS S defensive rebound (1) | | | |
| 15:12 | 5 RENEAU M 2pt FG in the paint, turnaround jump shot missed | | | |
| 15:08 | | | | 3 WILLOUGHBY S defensive rebound (1) |
| 15:05 | | **12-10** | **2** | 23 ROUZAN D 2pt FG fast break in the paint, layup made (2) |

Official Basketball Play by Play - First Half

# Bethune-Cookman at Miami (FL)

11/06/25 Watsco Center, Coral Gables

2025-26 Men's Basketball

**Game Time:** 7:00 PM
**Game Duration:** 2:09
**Attendance:** 4,508

**Officials:** Ron Groover, Bill Covington Jr., Joe Switzer

| Game Time | UM | Score | Diff | B-CU |
|---|---|---|---|---|
| 15:05 | | | | 3 WILLOUGHBY S assist (1) |
| 14:55 | 3 DONALDSON T 2pt FG in the paint, driving layup made (8) | **14-10** | **4** | |
| 14:35 | | **14-12** | **2** | 23 ROUZAN D 2pt FG outside the paint, jump shot made (4) |
| 14:35 | | | | 0 HEADY J assist (1) |
| 14:19 | 3 DONALDSON T foul received (2) | | | 11 JOHNSON J foul shooting (1 - 3) |
| 14:19 | 3 DONALDSON T free throw 1 - 2 made (9) | **15-12** | **3** | |
| 14:19 | 10 WASHINGTON T substitution out | | | |
| 14:19 | 35 ALLEN D substitution in | | | |
| 14:19 | | | | 3 WILLOUGHBY S substitution out |
| 14:19 | | | | 1 MORRIS A substitution in |
| 14:17 | 3 DONALDSON T free throw 2 - 2 made (10) | **16-12** | **4** | |
| 14:00 | | **16-15** | **1** | 0 HEADY J 3pt FG , jump shot made (6) |
| 14:00 | | | | 1 MORRIS A assist (1) |
| 13:40 | 5 RENEAU M 2pt FG in the paint, driving layup made (6) | **18-15** | **3** | |
| 13:16 | 35 ALLEN D steal (1) | | | 1 MORRIS A turnover lost ball (out of bounds) (1) |
| 13:09 | 3 DONALDSON T 2pt FG from turnover in the paint, driving layup blocked | | | |
| 13:09 | | | | 1 MORRIS A block (1) |
| 13:05 | | | | 11 JOHNSON J defensive rebound (2) |
| 13:03 | | | | 11 JOHNSON J 3pt FG , pull up jump shot missed |
| 12:59 | 7 HENDERSON S defensive rebound (1) | | | |
| 12:58 | 7 HENDERSON S foul received (1) | | | 1 MORRIS A foul shooting (1 - 4) |
| 12:58 | 7 HENDERSON S free throw fast break 1 - 2 missed | | | |
| 12:58 | offensive dead ball rebound (1) | | | |
| 12:58 | 5 RENEAU M substitution out | | | |
| 12:58 | 4 ALLEN M substitution in | | | |
| 12:58 | | | | 11 JOHNSON J substitution out |
| 12:58 | | | | 23 ROUZAN D substitution out |
| 12:58 | | | | 2 MITCHELL JR. R substitution in |
| 12:58 | | | | 4 BLAND A substitution in |
| 12:58 | 7 HENDERSON S free throw fast break 2 - 2 made (1) | **19-15** | **4** | |
| 12:35 | | | | 0 HEADY J 3pt FG , jump shot missed |
| 12:31 | 7 HENDERSON S defensive rebound (2) | | | |
| 12:24 | 35 ALLEN D 2pt FG in the paint, driving layup made (2) | **21-15** | **6** | |
| 12:24 | 7 HENDERSON S assist (1) | | | |
| 12:09 | | | | 5 HEADY Q 2pt FG in the paint, jump shot missed |
| 12:08 | | | | 5 HEADY Q offensive rebound (1) |
| 12:08 | 11 ALTUNTAS S foul personal (1 - 3) | | | 5 HEADY Q foul received (1) |
| 12:08 | 3 DONALDSON T substitution out | | | |
| 12:08 | 10 WASHINGTON T substitution in | | | |
| 12:08 | 11 ALTUNTAS S substitution out | | | |
| 12:08 | 8 UDEH JR. E substitution in | | | |
| 12:03 | | | | 1 MORRIS A 3pt FG second chance, jump shot missed |
| 11:59 | 7 HENDERSON S defensive rebound (3) | | | |
| 11:53 | 35 ALLEN D 3pt FG , jump shot made (5) | **24-15** | **9** | |
| 11:53 | 4 ALLEN M assist (1) | | | |
| 11:46 | 7 HENDERSON S foul shooting (1 - 4) | | | 1 MORRIS A foul received (1) |
| 11:46 | Timeout commercial | | | |
| 11:46 | 7 HENDERSON S substitution out | | | |

Official Basketball Play by Play - First Half

# Bethune-Cookman at Miami (FL)

11/06/25 Watsco Center, Coral Gables

2025-26 Men's Basketball

**Game Time:** 7:00 PM
**Game Duration:** 2:09
**Attendance:** 4,508

**Officials:** Ron Groover, Bill Covington Jr., Joe Switzer

| Game Time | UM | Score | Diff | B-CU |
|---|---|---|---|---|
| 11:46 | 88 MALOVEC T substitution in | | | |
| 11:46 | | | | 0 HEADY J substitution out |
| 11:46 | | | | 11 JOHNSON J substitution in |
| 11:46 | | **24-16** | **8** | 1 MORRIS A free throw 1 - 2 made (1) |
| 11:46 | | **24-17** | **7** | 1 MORRIS A free throw 2 - 2 made (2) |
| 11:23 | 10 WASHINGTON T 2pt FG in the paint, driving layup made (4) | **26-17** | **9** | |
| 11:23 | 35 ALLEN D assist (1) | | | |
| 11:07 | 4 ALLEN M foul personal (1 - 5) | | | 1 MORRIS A foul received (2) |
| 10:57 | | | | 11 JOHNSON J 3pt FG , jump shot missed |
| 10:49 | 8 UDEH JR. E defensive rebound (5) | | | |
| 10:35 | 35 ALLEN D 2pt FG in the paint, layup made (7) | **28-17** | **11** | |
| 10:35 | 4 ALLEN M assist (2) | | | |
| 10:20 | | | | 4 BLAND A 2pt FG in the paint, driving layup blocked |
| 10:20 | 8 UDEH JR. E block (1) | | | |
| 10:20 | | | | offensive rebound (7) |
| 10:20 | | | | 5 HEADY Q substitution out |
| 10:20 | | | | 23 ROUZAN D substitution in |
| 10:20 | 4 ALLEN M substitution out | | | |
| 10:20 | 5 RENEAU M substitution in | | | |
| 10:17 | | | | 23 ROUZAN D 2pt FG second chance in the paint, layup missed |
| 10:13 | | | | 23 ROUZAN D offensive rebound (3) |
| 10:11 | | | | 1 MORRIS A 2pt FG second chance outside the paint, floating jump shot missed |
| 10:09 | | | | 23 ROUZAN D offensive rebound (4) |
| 10:09 | 8 UDEH JR. E foul shooting (2 - 6) | | | 23 ROUZAN D foul received (1) |
| 10:09 | | | | 23 ROUZAN D free throw 1 - 2 missed |
| 10:09 | | | | offensive dead ball rebound (1) |
| 10:09 | 8 UDEH JR. E substitution out | | | |
| 10:09 | 35 ALLEN D substitution out | | | |
| 10:09 | 3 DONALDSON T substitution in | | | |
| 10:09 | 11 ALTUNTAS S substitution in | | | |
| 10:09 | | **28-18** | **10** | 23 ROUZAN D free throw 2 - 2 made (5) |
| 10:06 | 10 WASHINGTON T turnover lost ball (out of bounds) (1) | | | 1 MORRIS A steal (1) |
| 09:59 | | | | 1 MORRIS A 3pt FG from turnover, jump shot missed |
| 09:56 | 5 RENEAU M defensive rebound (1) | | | |
| 09:54 | 3 DONALDSON T 2pt FG fast break in the paint, driving layup made (12) | **30-18** | **12** | |
| 09:54 | 5 RENEAU M assist (2) | | | |
| 09:40 | | | | 11 JOHNSON J 2pt FG in the paint, layup blocked |
| 09:40 | 11 ALTUNTAS S block (1) | | | |
| 09:36 | | | | 11 JOHNSON J offensive rebound (3) |
| 09:34 | | **30-21** | **9** | 2 MITCHELL JR. R 3pt FG second chance, jump shot made (3) |
| 09:34 | | | | 23 ROUZAN D assist (1) |
| 09:19 | 5 RENEAU M 2pt FG in the paint, driving layup made (8) | **32-21** | **11** | |
| 09:19 | 10 WASHINGTON T assist (2) | | | |
| 08:56 | 10 WASHINGTON T steal (1) | | | 1 MORRIS A turnover lost ball (out of bounds) (2) |
| 08:45 | 5 RENEAU M foul received (2) | | | 4 BLAND A foul shooting (1 - 5) |
| 08:45 | 5 RENEAU M free throw 1 - 2 made (9) | **33-21** | **12** | |
| 08:45 | 88 MALOVEC T substitution out | | | |
| 08:45 | 7 HENDERSON S substitution in | | | |

Official Basketball Play by Play - First Half

# Bethune-Cookman at Miami (FL)

11/06/25 Watsco Center, Coral Gables

2025-26 Men's Basketball

**Game Time:** 7:00 PM
**Game Duration:** 2:09
**Attendance:** 4,508

**Officials:** Ron Groover, Bill Covington Jr., Joe Switzer

| Game Time | UM | Score | Diff | B-CU |
|---|---|---|---|---|
| 08:45 | | | | 4 BLAND A substitution out |
| 08:45 | | | | 33 ONANINA D substitution in |
| 08:45 | 5 RENEAU M free throw 2 - 2 made (10) | **34-21** | **13** | |
| 08:27 | 11 ALTUNTAS S foul shooting (2 - 7) | | | 2 MITCHELL JR. R foul received (1) |
| 08:27 | | **34-22** | **12** | 2 MITCHELL JR. R free throw 1 - 2 made (4) |
| 08:27 | 11 ALTUNTAS S substitution out | | | |
| 08:27 | 4 ALLEN M substitution in | | | |
| 08:27 | | **34-23** | **11** | 2 MITCHELL JR. R free throw 2 - 2 made (5) |
| 08:09 | 7 HENDERSON S 2pt FG in the paint, hook shot made (3) | **36-23** | **13** | |
| 07:51 | | | | 1 MORRIS A 2pt FG outside the paint, floating jump shot missed |
| 07:48 | 4 ALLEN M defensive rebound (1) | | | |
| 07:38 | 4 ALLEN M 3pt FG , jump shot missed | | | |
| 07:35 | 7 HENDERSON S offensive rebound (4) | | | |
| 07:33 | 10 WASHINGTON T 3pt FG second chance, jump shot made (7) | **39-23** | **16** | |
| 07:33 | 3 DONALDSON T assist (1) | | | |
| 07:04 | | | | 23 ROUZAN D 3pt FG , jump shot missed |
| 06:59 | | | | 33 ONANINA D offensive rebound (1) |
| 06:58 | | | | 11 JOHNSON J 3pt FG second chance, jump shot missed |
| 06:53 | | | | 2 MITCHELL JR. R offensive rebound (1) |
| 06:52 | | | | 2 MITCHELL JR. R 2pt FG second chance in the paint, tip-in layup missed |
| 06:50 | 4 ALLEN M defensive rebound (2) | | | |
| 06:44 | 7 HENDERSON S 3pt FG , jump shot missed | | | |
| 06:40 | | | | 11 JOHNSON J defensive rebound (4) |
| 06:25 | | | | 11 JOHNSON J 2pt FG in the paint, driving layup blocked |
| 06:25 | 5 RENEAU M block (1) | | | |
| 06:25 | | | | offensive rebound (14) |
| 06:25 | Timeout commercial | | | |
| 06:25 | 5 RENEAU M substitution out | | | |
| 06:25 | 10 WASHINGTON T substitution out | | | |
| 06:25 | 11 ALTUNTAS S substitution in | | | |
| 06:25 | 35 ALLEN D substitution in | | | |
| 06:25 | | | | 2 MITCHELL JR. R substitution out |
| 06:25 | | | | 11 JOHNSON J substitution out |
| 06:25 | | | | 0 HEADY J substitution in |
| 06:25 | | | | 3 WILLOUGHBY S substitution in |
| 06:13 | | **39-26** | **13** | 3 WILLOUGHBY S 3pt FG second chance, pull up jump shot made (3) |
| 06:13 | | | | 33 ONANINA D assist (1) |
| 05:56 | 11 ALTUNTAS S foul offensive (3 - 8) | | | 33 ONANINA D foul received (1) |
| 05:56 | 11 ALTUNTAS S turnover offensive (1) | | | |
| 05:56 | 11 ALTUNTAS S substitution out | | | |
| 05:56 | 5 RENEAU M substitution in | | | |
| 05:39 | 7 HENDERSON S foul personal (2 - 9) | | | 23 ROUZAN D foul received (2) |
| 05:39 | 7 HENDERSON S substitution out | | | |
| 05:39 | 10 WASHINGTON T substitution in | | | |
| 05:39 | | | | 23 ROUZAN D 1&1 free throw 1 missed |
| 05:37 | 5 RENEAU M defensive rebound (2) | | | |
| 05:37 | 5 RENEAU M foul received (3) | | | 33 ONANINA D foul personal (1 - 6) |
| 05:17 | 3 DONALDSON T foul received (3) | | | 23 ROUZAN D foul personal (2 - 7) |

Official Basketball Play by Play - First Half

# Bethune-Cookman at Miami (FL)

11/06/25 Watsco Center, Coral Gables

2025-26 Men's Basketball

**Game Time:** 7:00 PM
**Game Duration:** 2:09
**Attendance:** 4,508

**Officials:** Ron Groover, Bill Covington Jr., Joe Switzer

| Game Time | UM | Score | Diff | B-CU |
|---|---|---|---|---|
| 05:17 | | | | 23 ROUZAN D substitution out |
| 05:17 | | | | 4 BLAND A substitution in |
| 05:17 | 3 DONALDSON T 1&1 free throw 1 made (13) | **40-26** | **14** | |
| 05:17 | 3 DONALDSON T 1&1 free throw 2 missed | | | |
| 05:16 | | | | 1 MORRIS A defensive rebound (1) |
| 04:58 | | | | 1 MORRIS A 2pt FG outside the paint, pull up jump shot missed |
| 04:55 | 5 RENEAU M defensive rebound (3) | | | |
| 04:43 | 3 DONALDSON T 2pt FG in the paint, driving layup blocked | | | |
| 04:43 | | | | 4 BLAND A block (1) |
| 04:40 | | | | 0 HEADY J defensive rebound (1) |
| 04:26 | | **40-29** | **11** | 0 HEADY J 3pt FG , step back jump shot made (9) |
| 04:00 | 5 RENEAU M 2pt FG in the paint, dunk, made (12) | **42-29** | **13** | |
| 04:00 | 10 WASHINGTON T assist (3) | | | |
| 03:47 | 35 ALLEN D foul personal (1 - 10) | | | 0 HEADY J foul received (1) |
| 03:47 | Timeout commercial | | | |
| 03:47 | | | | 33 ONANINA D substitution out |
| 03:47 | | | | 5 HEADY Q substitution in |
| 03:47 | | **42-30** | **12** | 0 HEADY J free throw 1 - 2 made (10) |
| 03:47 | | **42-31** | **11** | 0 HEADY J free throw 2 - 2 made (11) |
| 03:15 | 5 RENEAU M foul offensive (1 - 11) | | | 1 MORRIS A foul received (3) |
| 03:15 | 5 RENEAU M turnover offensive (1) | | | |
| 02:46 | 3 DONALDSON T steal (1) | | | 3 WILLOUGHBY S turnover bad pass (1) |
| 02:42 | 10 WASHINGTON T 2pt FG fast break from turnover in the paint, driving layup made (9) | **44-31** | **13** | |
| 02:42 | 35 ALLEN D assist (2) | | | |
| 02:12 | | | | 1 MORRIS A 2pt FG in the paint, driving layup blocked |
| 02:12 | 5 RENEAU M block (2) | | | |
| 02:09 | 3 DONALDSON T defensive rebound (1) | | | |
| 02:09 | 35 ALLEN D foul received (1) | | | 3 WILLOUGHBY S foul shooting (1 - 8) |
| 02:09 | 35 ALLEN D free throw fast break 1 - 2 missed | | | |
| 02:09 | offensive dead ball rebound (2) | | | |
| 02:09 | 35 ALLEN D free throw fast break 2 - 2 made (8) | **45-31** | **14** | |
| 01:45 | 10 WASHINGTON T steal (2) | | | 5 HEADY Q turnover bad pass (1) |
| 01:38 | 10 WASHINGTON T foul received (1) | | | 1 MORRIS A foul shooting (2 - 9) |
| 01:38 | 10 WASHINGTON T free throw 1 - 2 missed | | | |
| 01:38 | offensive dead ball rebound (3) | | | |
| 01:38 | 5 RENEAU M substitution out | | | |
| 01:38 | 11 ALTUNTAS S substitution in | | | |
| 01:38 | | | | 1 MORRIS A substitution out |
| 01:38 | | | | 4 BLAND A substitution out |
| 01:38 | | | | 11 JOHNSON J substitution in |
| 01:38 | | | | 33 ONANINA D substitution in |
| 01:38 | 10 WASHINGTON T free throw 2 - 2 made (10) | **46-31** | **15** | |
| 01:17 | | | | 11 JOHNSON J 3pt FG , step back jump shot missed |
| 01:14 | 35 ALLEN D defensive rebound (1) | | | |
| 01:06 | | | | 1 MORRIS A foul class A technical (3 - 10) |
| 01:06 | 10 WASHINGTON T foul class A technical (2 - 12) | | | |
| 01:06 | 10 WASHINGTON T substitution out | | | |
| 01:06 | 88 MALOVEC T substitution in | | | |

Official Basketball Play by Play - First Half

# Bethune-Cookman at Miami (FL)

11/06/25 Watsco Center, Coral Gables

2025-26 Men's Basketball

**Game Time:** 7:00 PM
**Game Duration:** 2:09
**Attendance:** 4,508

**Officials:** Ron Groover, Bill Covington Jr., Joe Switzer

| Game Time | UM | Score | Diff | B-CU |
|---|---|---|---|---|
| 00:56 | 3 DONALDSON T 2pt FG in the paint, driving layup made (15) | **48-31** | **17** | |
| 00:22 | | | | turnover shot clock (5) |
| 00:22 | Timeout short | | | |
| 00:22 | 11 ALTUNTAS S substitution out | | | |
| 00:22 | 5 RENEAU M substitution in | | | |
| 00:02 | 3 DONALDSON T 2pt FG from turnover in the paint, driving layup made (17) | **50-31** | **19** | |
| **END OF PERIOD** | | | | |
| **UM 50-31 B-CU** | | | | |

Official Basketball Box Score - First Half

# Bethune-Cookman at Miami (FL)

11/06/25 Watsco Center, Coral Gables

2025-26 Men's Basketball

**Game Time:** 7:00 PM
**Game Duration:** 2:09
**Attendance:** 4,508

**Officials:** Ron Groover, Bill Covington Jr., Joe Switzer

**Bethune-Cookman - 31**

| NO. | Name | | Min | FG M-A | 3P M-A | FT M-A | Rebounds OR | DR | TOT | Fouls PF | FD | TP | AS | TO | ST | Blocks BS | BA | +/- |
|---|---|---|---|---|---|---|---|---|---|---|---|---|---|---|---|---|---|---|
| 5 | Quentin Heady | F | 13:27 | 0-1 | 0-0 | 0-0 | 1 | 0 | 1 | 1 | 1 | 0 | 0 | 1 | 0 | 0 | 0 | -17 |
| 23 | Daniel Rouzan | F | 12:05 | 2-6 | 0-1 | 1-3 | 3 | 1 | 4 | 2 | 2 | 5 | 1 | 0 | 0 | 0 | 0 | -5 |
| 0 | Jakobi Heady | G | 14:39 | 3-6 | 3-4 | 2-2 | 0 | 1 | 1 | 0 | 1 | 11 | 1 | 0 | 0 | 0 | 0 | -12 |
| 3 | Seneca Willoughby | G | 12:06 | 1-2 | 1-2 | 0-0 | 0 | 1 | 1 | 1 | 0 | 3 | 1 | 1 | 0 | 0 | 0 | -6 |
| 11 | Jordan Johnson | G | 14:01 | 2-9 | 0-5 | 1-1 | 1 | 3 | 4 | 1 | 2 | 5 | 1 | 0 | 0 | 0 | 2 | -15 |
| 1 | Arterio Morris | | 12:41 | 0-6 | 0-2 | 2-2 | 0 | 1 | 1 | 3 | 3 | 2 | 1 | 2 | 1 | 1 | 1 | -11 |
| 2 | Rickey Mitchell Jr. | | 06:33 | 1-2 | 1-1 | 2-2 | 1 | 0 | 1 | 0 | 1 | 5 | 0 | 0 | 0 | 0 | 0 | -13 |
| 4 | Ariel Bland | | 07:52 | 0-1 | 0-0 | 0-0 | 0 | 0 | 0 | 1 | 0 | 0 | 0 | 0 | 0 | 1 | 1 | -10 |
| 33 | David Onanina | | 06:36 | 0-0 | 0-0 | 0-0 | 1 | 0 | 1 | 1 | 1 | 0 | 1 | 0 | 0 | 0 | 0 | -6 |
| Team | | | | | | | 2 | 0 | 2 | 0 | | 0 | | 1 | | | | |
| **Totals** | | | | 9-33 | 5-15 | 8-10 | 9 | 7 | 16 | 10 | 11 | 31 | 6 | 5 | 1 | 2 | 4 | -19 |

| Shooting By Period | | | |
|---|---|---|---|
| 1st | FG% | 9-33 | 27.3% |
| | 3PT% | 5-15 | 33.3% |
| | FT% | 8-10 | 80% |
| GM | FG% | 9-33 | 27.3% |
| | 3PT% | 5-15 | 33.3% |
| | FT% | 8-10 | 80.0% |

Dead Ball Rebounds: 1, 0

**Major Fouls:** Morris (TF) 1st 1:06

**Miami (FL) - 50**

| NO. | Name | | Min | FG M-A | 3P M-A | FT M-A | Rebounds OR | DR | TOT | Fouls PF | FD | TP | AS | TO | ST | Blocks BS | BA | +/- |
|---|---|---|---|---|---|---|---|---|---|---|---|---|---|---|---|---|---|---|
| 5 | Malik Reneau | F | 15:38 | 5-6 | 0-0 | 2-2 | 0 | 3 | 3 | 1 | 3 | 12 | 2 | 1 | 0 | 2 | 0 | 11 |
| 7 | Shelton Henderson | F | 11:20 | 1-2 | 0-1 | 1-2 | 1 | 3 | 4 | 2 | 1 | 3 | 1 | 0 | 0 | 0 | 0 | 10 |
| 8 | Ernest Udeh Jr. | C | 06:14 | 0-1 | 0-0 | 0-0 | 0 | 5 | 5 | 2 | 0 | 0 | 0 | 0 | 0 | 1 | 0 | 8 |
| 3 | Tre Donaldson | G | 18:01 | 6-8 | 1-1 | 4-5 | 0 | 1 | 1 | 0 | 3 | 17 | 1 | 0 | 1 | 0 | 2 | 14 |
| 10 | Tru Washington | G | 15:57 | 4-5 | 1-2 | 1-2 | 0 | 0 | 0 | 2 | 1 | 10 | 3 | 1 | 2 | 0 | 0 | 15 |
| 11 | Salih Altuntas | | 07:03 | 0-0 | 0-0 | 0-0 | 0 | 1 | 1 | 3 | 0 | 0 | 0 | 1 | 0 | 1 | 0 | 4 |
| 35 | Dante Allen | | 10:35 | 3-3 | 1-1 | 1-2 | 0 | 1 | 1 | 1 | 1 | 8 | 2 | 0 | 1 | 0 | 0 | 11 |
| 4 | Marcus Allen | | 11:05 | 0-1 | 0-1 | 0-0 | 0 | 2 | 2 | 1 | 0 | 0 | 2 | 0 | 0 | 0 | 0 | 15 |
| 88 | Timotej Malovec | | 04:07 | 0-0 | 0-0 | 0-0 | 0 | 0 | 0 | 0 | 0 | 0 | 0 | 0 | 0 | 0 | 0 | 7 |
| Team | | | | | | | 0 | 0 | 0 | 0 | | 0 | | 0 | | | | |
| **Totals** | | | | 19-26 | 3-6 | 9-13 | 1 | 16 | 17 | 12 | 9 | 50 | 11 | 3 | 4 | 4 | 2 | 19 |

| Shooting By Period | | | |
|---|---|---|---|
| 1st | FG% | 19-26 | 73.1% |
| | 3PT% | 3-6 | 50.0% |
| | FT% | 9-13 | 69.2% |
| GM | FG% | 19-26 | 73.1% |
| | 3PT% | 3-6 | 50.0% |
| | FT% | 9-13 | 69.2% |

Dead Ball Rebounds: 3, 0

**Major Fouls:** Washington (TF) 1st 1:06

| | B-CU | UM |
|---|---|---|
| Biggest lead | 0 (1st 20:00) | 19 (1st 0:02) |
| Best Scoring Run | 5 (1st 15:59) | 8 (1st 11:53) |
| Lead Changes | 0 | |
| Times Tied | 0 | |
| Time with Lead | 00:00 | 19:22 |

| Points from | B-CU | UM |
|---|---|---|
| Turnovers | 0 | 7 |
| Paint | 6 | 28 |
| Second Chance | 10 | 3 |
| Fast Breaks | 2 | 6 |
| Bench | 7 | 8 |

| Period by Period Scoring | 1st | 2nd | TOT |
|---|---|---|---|
| B-CU | 31 | 30 | 61 |
| UM | 50 | 51 | 101 |

Official Basketball Play by Play - Second Half

# Bethune-Cookman at Miami (FL)

11/06/25 Watsco Center, Coral Gables

2025-26 Men's Basketball

**Game Time:** 7:00 PM
**Game Duration:** 2:09
**Attendance:** 4,508

**Officials:** Ron Groover, Bill Covington Jr., Joe Switzer

## Quarter 2

**Quarter Starters:**

| | | | | | |
|---|---|---|---|---|---|
| **UM** | 3 Donaldson T | 5 Reneau M | 7 Henderson S | 8 Udeh Jr. E | 10 Washington T |
| **B-CU** | 0 Heady J | 3 Willoughby S | 5 Heady Q | 11 Johnson J | 23 Rouzan D |

| Game Time | UM | Score | Diff | B-CU |
|---|---|---|---|---|
| 20:00 | 4 ALLEN M substitution out | | | |
| 20:00 | 35 ALLEN D substitution out | | | |
| 20:00 | 88 MALOVEC T substitution out | | | |
| 20:00 | 7 HENDERSON S substitution in | | | |
| 20:00 | 8 UDEH JR. E substitution in | | | |
| 20:00 | 10 WASHINGTON T substitution in | | | |
| 20:00 | | | | 33 ONANINA D substitution out |
| 20:00 | | | | 23 ROUZAN D substitution in |
| 19:48 | 10 WASHINGTON T 2pt FG in the paint, driving layup blocked | | | |
| 19:48 | | | | 23 ROUZAN D block (1) |
| 19:46 | 7 HENDERSON S offensive rebound (5) | | | |
| 19:46 | 7 HENDERSON S foul received (2) | | | 23 ROUZAN D foul shooting (3 - 1) |
| 19:46 | 7 HENDERSON S free throw 1 - 2 made (4) | **51-31** | **20** | |
| 19:46 | 7 HENDERSON S free throw 2 - 2 made (5) | **52-31** | **21** | |
| 19:36 | 10 WASHINGTON T steal (3) | | | 3 WILLOUGHBY S turnover lost ball (out of bounds) (2) |
| 19:30 | 5 RENEAU M 2pt FG from turnover in the paint, driving layup made (14) | **54-31** | **23** | |
| 19:30 | 3 DONALDSON T assist (2) | | | |
| 19:17 | | | | 0 HEADY J 2pt FG in the paint, driving layup missed |
| 19:15 | 8 UDEH JR. E defensive rebound (6) | | | |
| 19:11 | 7 HENDERSON S 2pt FG in the paint, driving layup missed | | | |
| 19:09 | 10 WASHINGTON T offensive rebound (1) | | | |
| 19:08 | 10 WASHINGTON T 2pt FG second chance in the paint, layup missed | | | |
| 19:02 | | | | 11 JOHNSON J defensive rebound (5) |
| 18:58 | | **54-33** | **21** | 11 JOHNSON J 2pt FG in the paint, driving layup made (7) |
| 18:58 | | | | 0 HEADY J assist (2) |
| 18:42 | 5 RENEAU M 2pt FG in the paint, driving layup made (16) | **56-33** | **23** | |
| 18:42 | 3 DONALDSON T assist (3) | | | |
| 18:23 | | | | 5 HEADY Q 2pt FG in the paint, driving layup missed |
| 18:21 | 8 UDEH JR. E defensive rebound (7) | | | |
| 18:14 | 5 RENEAU M foul received (4) | | | 5 HEADY Q foul shooting (2 - 2) |
| 18:14 | 5 RENEAU M free throw 1 - 2 made (17) | **57-33** | **24** | |
| 18:14 | | | | 3 WILLOUGHBY S substitution out |
| 18:14 | | | | 5 HEADY Q substitution out |
| 18:14 | | | | 11 JOHNSON J substitution out |
| 18:14 | | | | 1 MORRIS A substitution in |
| 18:14 | | | | 2 MITCHELL JR. R substitution in |
| 18:14 | | | | 4 BLAND A substitution in |
| 18:14 | 5 RENEAU M free throw 2 - 2 made (18) | **58-33** | **25** | |
| 17:56 | | | | 2 MITCHELL JR. R 3pt FG , jump shot missed |
| 17:52 | 7 HENDERSON S defensive rebound (6) | | | |
| 17:48 | 8 UDEH JR. E 2pt FG fast break in the paint, alley-oop layup made (2) | **60-33** | **27** | |

Official Basketball Play by Play - Second Half

# Bethune-Cookman at Miami (FL)

11/06/25 Watsco Center, Coral Gables

2025-26 Men's Basketball

**Game Time:** 7:00 PM
**Game Duration:** 2:09
**Attendance:** 4,508

**Officials:** Ron Groover, Bill Covington Jr., Joe Switzer

| Game Time | UM | Score | Diff | B-CU |
|---|---|---|---|---|
| 17:48 | 7 HENDERSON S assist (2) | | | |
| 17:32 | | | | 23 ROUZAN D 3pt FG , jump shot missed |
| 17:29 | | | | 2 MITCHELL JR. R offensive rebound (2) |
| 17:24 | 10 WASHINGTON T steal (4) | | | 1 MORRIS A turnover bad pass (3) |
| 17:19 | 7 HENDERSON S 2pt FG from turnover in the paint, driving layup missed | | | |
| 17:17 | | | | 23 ROUZAN D defensive rebound (5) |
| 17:05 | | **60-35** | **25** | 23 ROUZAN D 2pt FG outside the paint, turnaround jump shot made (7) |
| 16:44 | 10 WASHINGTON T 3pt FG , jump shot made (13) | **63-35** | **28** | |
| 16:44 | 3 DONALDSON T assist (4) | | | |
| 16:26 | | | | 1 MORRIS A 3pt FG , pull up jump shot missed |
| 16:23 | 7 HENDERSON S defensive rebound (7) | | | |
| 16:15 | 3 DONALDSON T 2pt FG in the paint, layup made (19) | **65-35** | **30** | |
| 16:10 | | **65-38** | **27** | 0 HEADY J 3pt FG , pull up jump shot made (14) |
| 16:10 | | | | 1 MORRIS A assist (2) |
| 15:51 | 5 RENEAU M 2pt FG outside the paint, jump shot missed | | | |
| 15:48 | | | | 1 MORRIS A defensive rebound (2) |
| 15:45 | | **65-40** | **25** | 0 HEADY J 2pt FG in the paint, floating jump shot made (16) |
| 15:45 | 10 WASHINGTON T foul shooting (3 - 1) | | | 0 HEADY J foul received (2) |
| 15:45 | Timeout commercial | | | |
| 15:45 | 8 UDEH JR. E substitution out | | | |
| 15:45 | 10 WASHINGTON T substitution out | | | |
| 15:45 | 4 ALLEN M substitution in | | | |
| 15:45 | 35 ALLEN D substitution in | | | |
| 15:45 | | | | 23 ROUZAN D substitution out |
| 15:45 | | | | 5 HEADY Q substitution in |
| 15:45 | | **65-41** | **24** | 0 HEADY J free throw 1 - 1 made (17) |
| 15:36 | 3 DONALDSON T turnover bad pass (1) | | | 0 HEADY J steal (1) |
| 15:31 | | | | 2 MITCHELL JR. R 3pt FG from turnover, jump shot missed |
| 15:29 | | | | 1 MORRIS A offensive rebound (3) |
| 15:28 | | **65-43** | **22** | 1 MORRIS A 2pt FG from turnover second chance in the paint, layup made (4) |
| 15:17 | 4 ALLEN M 2pt FG in the paint, dunk, blocked | | | |
| 15:17 | | | | 1 MORRIS A block (2) |
| 15:13 | | | | 0 HEADY J defensive rebound (2) |
| 15:10 | | | | 0 HEADY J 3pt FG , step back jump shot missed |
| 15:07 | 4 ALLEN M defensive rebound (3) | | | |
| 15:01 | 3 DONALDSON T turnover lost ball (out of bounds) (2) | | | 4 BLAND A steal (1) |
| 15:01 | 3 DONALDSON T substitution out | | | |
| 15:01 | 88 MALOVEC T substitution in | | | |
| 14:47 | | **65-45** | **20** | 4 BLAND A 2pt FG from turnover in the paint, dunk, made (2) |
| 14:47 | | | | 1 MORRIS A assist (3) |
| 14:32 | 5 RENEAU M substitution out | | | |
| 14:32 | 8 UDEH JR. E substitution in | | | |
| 14:32 | | | | 4 BLAND A substitution out |
| 14:32 | | | | 33 ONANINA D substitution in |
| 14:23 | 7 HENDERSON S 2pt FG outside the paint, jump shot missed | | | |
| 14:23 | 8 UDEH JR. E offensive rebound (8) | | | |
| 14:23 | 8 UDEH JR. E foul received (1) | | | 5 HEADY Q foul shooting (3 - 3) |

Official Basketball Play by Play - Second Half

# Bethune-Cookman at Miami (FL)

11/06/25 Watsco Center, Coral Gables

2025-26 Men's Basketball

**Game Time:** 7:00 PM
**Game Duration:** 2:09
**Attendance:** 4,508

**Officials:** Ron Groover, Bill Covington Jr., Joe Switzer

| Game Time | UM | Score | Diff | B-CU |
|---|---|---|---|---|
| 14:23 | 8 UDEH JR. E free throw 1 - 2 missed | | | |
| 14:23 | offensive dead ball rebound (4) | | | |
| 14:23 | 8 UDEH JR. E free throw 2 - 2 missed | | | |
| 14:22 | | | | 5 HEADY Q defensive rebound (2) |
| 14:15 | | | | 2 MITCHELL JR. R 3pt FG , pull up jump shot missed |
| 14:12 | 35 ALLEN D defensive rebound (2) | | | |
| 14:06 | 7 HENDERSON S 2pt FG in the paint, layup made (7) | **67-45** | **22** | |
| 14:06 | 88 MALOVEC T assist (1) | | | |
| 14:06 | 7 HENDERSON S foul received (3) | | | 2 MITCHELL JR. R foul shooting (1 - 4) |
| 14:06 | | | | 4 BLAND A substitution in |
| 14:06 | | | | 33 ONANINA D substitution out |
| 14:06 | 4 ALLEN M substitution out | | | |
| 14:06 | 5 RENEAU M substitution in | | | |
| 14:05 | 7 HENDERSON S free throw 1 - 1 missed | | | |
| 14:04 | 5 RENEAU M offensive rebound (4) | | | |
| 14:04 | 5 RENEAU M foul received (5) | | | 4 BLAND A foul personal (2 - 5) |
| 14:00 | 5 RENEAU M 2pt FG second chance in the paint, hook shot made (20) | **69-45** | **24** | |
| 13:34 | | | | 1 MORRIS A 2pt FG in the paint, driving layup blocked |
| 13:34 | 8 UDEH JR. E block (2) | | | |
| 13:34 | | | | offensive rebound (24) |
| 13:34 | 7 HENDERSON S substitution out | | | |
| 13:34 | 3 DONALDSON T substitution in | | | |
| 13:34 | Head Coach's Challenge for out of bounds is unsuccessful | | | |
| 13:34 | Timeout short | | | |
| 13:34 | Timeout commercial | | | |
| 13:27 | | | | 1 MORRIS A 3pt FG second chance, pull up jump shot missed |
| 13:23 | | | | offensive rebound (25) |
| 13:07 | | **69-47** | **22** | 0 HEADY J 2pt FG second chance in the paint, driving layup made (19) |
| 12:50 | 8 UDEH JR. E 2pt FG in the paint, alley-oop layup made (4) | **71-47** | **24** | |
| 12:50 | 5 RENEAU M assist (3) | | | |
| 12:30 | 8 UDEH JR. E substitution out | | | |
| 12:30 | 11 ALTUNTAS S substitution in | | | |
| 12:30 | 5 RENEAU M substitution out | | | |
| 12:30 | 4 ALLEN M substitution in | | | |
| 12:23 | | | | 0 HEADY J 3pt FG , step back jump shot missed |
| 12:19 | 4 ALLEN M defensive rebound (4) | | | |
| 12:14 | 11 ALTUNTAS S foul received (1) | | | 4 BLAND A foul personal (3 - 6) |
| 12:14 | 35 ALLEN D substitution out | | | |
| 12:14 | 7 HENDERSON S substitution in | | | |
| 12:14 | | | | 4 BLAND A substitution out |
| 12:14 | | | | 33 ONANINA D substitution in |
| 12:06 | 3 DONALDSON T 2pt FG in the paint, pull up jump shot made (21) | **73-47** | **26** | |
| 12:06 | 7 HENDERSON S assist (3) | | | |
| 11:46 | | | | 1 MORRIS A 2pt FG in the paint, driving layup missed |
| 11:43 | 7 HENDERSON S defensive rebound (8) | | | |
| 11:39 | 7 HENDERSON S 2pt FG in the paint, driving layup missed | | | |
| 11:38 | 11 ALTUNTAS S offensive rebound (2) | | | |

Official Basketball Play by Play - Second Half

# Bethune-Cookman at Miami (FL)

11/06/25 Watsco Center, Coral Gables

2025-26 Men's Basketball

**Game Time:** 7:00 PM
**Game Duration:** 2:09
**Attendance:** 4,508

**Officials:** Ron Groover, Bill Covington Jr., Joe Switzer

| Game Time | UM | Score | Diff | B-CU |
|---|---|---|---|---|
| 11:38 | 11 ALTUNTAS S turnover offensive goal tending (2) | | | |
| 11:38 | Timeout commercial | | | |
| 11:38 | 88 MALOVEC T substitution out | | | |
| 11:38 | 10 WASHINGTON T substitution in | | | |
| 11:38 | | | | 2 MITCHELL JR. R substitution out |
| 11:38 | | | | 5 HEADY Q substitution out |
| 11:38 | | | | 11 JOHNSON J substitution in |
| 11:38 | | | | 23 ROUZAN D substitution in |
| 11:20 | 10 WASHINGTON T foul personal (4 - 2) | | | 23 ROUZAN D foul received (3) |
| 11:20 | 10 WASHINGTON T substitution out | | | |
| 11:20 | 35 ALLEN D substitution in | | | |
| 11:13 | 35 ALLEN D foul personal (2 - 3) | | | 23 ROUZAN D foul received (4) |
| 11:07 | 35 ALLEN D steal (2) | | | 11 JOHNSON J turnover bad pass (1) |
| 11:03 | 3 DONALDSON T 2pt FG fast break from turnover in the paint, dunk, made (23) | **75-47** | **28** | |
| 11:03 | 35 ALLEN D assist (3) | | | |
| 10:56 | 11 ALTUNTAS S foul shooting (4 - 4) | | | 1 MORRIS A foul received (4) |
| 10:56 | | | | 1 MORRIS A free throw 1 - 2 missed |
| 10:56 | | | | offensive dead ball rebound (2) |
| 10:56 | 11 ALTUNTAS S substitution out | | | |
| 10:56 | 8 UDEH JR. E substitution in | | | |
| 10:56 | | | | 1 MORRIS A free throw 2 - 2 missed |
| 10:54 | 35 ALLEN D defensive rebound (3) | | | |
| 10:41 | 4 ALLEN M 3pt FG , jump shot missed | | | |
| 10:38 | | | | 33 ONANINA D defensive rebound (2) |
| 10:24 | 7 HENDERSON S foul personal (3 - 5) | | | 33 ONANINA D foul received (2) |
| 10:24 | 4 ALLEN M substitution out | | | |
| 10:24 | 7 HENDERSON S substitution out | | | |
| 10:24 | 5 RENEAU M substitution in | | | |
| 10:24 | 88 MALOVEC T substitution in | | | |
| 10:15 | | | | 11 JOHNSON J 2pt FG in the paint, driving layup blocked |
| 10:15 | 8 UDEH JR. E block (3) | | | |
| 10:12 | 35 ALLEN D defensive rebound (4) | | | |
| 10:09 | 35 ALLEN D 3pt FG , jump shot missed | | | |
| 10:06 | | | | 0 HEADY J defensive rebound (3) |
| 09:59 | | | | 0 HEADY J 2pt FG in the paint, floating jump shot missed |
| 09:57 | | | | offensive rebound (28) |
| 09:57 | | | | 0 HEADY J substitution out |
| 09:57 | | | | 3 WILLOUGHBY S substitution in |
| 09:48 | | | | 11 JOHNSON J 3pt FG second chance, jump shot missed |
| 09:45 | 8 UDEH JR. E defensive rebound (9) | | | |
| 09:33 | 5 RENEAU M 3pt FG , jump shot missed | | | |
| 09:31 | 5 RENEAU M offensive rebound (5) | | | |
| 09:30 | 5 RENEAU M 2pt FG second chance in the paint, dunk, made (22) | **77-47** | **30** | |
| 09:10 | | | | 1 MORRIS A turnover out of bounds (4) |
| 09:10 | 3 DONALDSON T substitution out | | | |
| 09:10 | 10 WASHINGTON T substitution in | | | |
| 09:02 | 88 MALOVEC T 3pt FG from turnover, jump shot made (3) | **80-47** | **33** | |
| 09:02 | 5 RENEAU M assist (4) | | | |

Official Basketball Play by Play - Second Half

# Bethune-Cookman at Miami (FL)

11/06/25 Watsco Center, Coral Gables

2025-26 Men's Basketball

**Game Time:** 7:00 PM
**Game Duration:** 2:09
**Attendance:** 4,508

**Officials:** Ron Groover, Bill Covington Jr., Joe Switzer

| Game Time | UM | Score | Diff | B-CU |
|---|---|---|---|---|
| 08:37 | | **80-49** | **31** | 23 ROUZAN D 2pt FG in the paint, hook shot made (9) |
| 08:13 | 88 MALOVEC T 2pt FG in the paint, floating jump shot missed | | | |
| 08:09 | | | | 3 WILLOUGHBY S defensive rebound (2) |
| 08:07 | | **80-51** | **29** | 3 WILLOUGHBY S 2pt FG fast break in the paint, driving layup made (5) |
| 07:47 | 8 UDEH JR. E 2pt FG in the paint, alley-oop layup made (6) | **82-51** | **31** | |
| 07:47 | 5 RENEAU M assist (5) | | | |
| 07:26 | | | | 1 MORRIS A 2pt FG in the paint, dunk, blocked |
| 07:26 | 8 UDEH JR. E block (4) | | | |
| 07:23 | 5 RENEAU M defensive rebound (6) | | | |
| 07:19 | 35 ALLEN D 2pt FG fast break in the paint, driving layup made (10) | **84-51** | **33** | |
| 07:17 | | | | Timeout short |
| 07:17 | Timeout commercial | | | |
| 07:17 | 5 RENEAU M substitution out | | | |
| 07:17 | 4 ALLEN M substitution in | | | |
| 06:49 | | | | 3 WILLOUGHBY S 2pt FG outside the paint, pull up jump shot missed |
| 06:45 | 35 ALLEN D defensive rebound (5) | | | |
| 06:42 | 10 WASHINGTON T 3pt FG , jump shot missed | | | |
| 06:39 | | | | 23 ROUZAN D defensive rebound (6) |
| 06:21 | 88 MALOVEC T foul received (1) | | | 1 MORRIS A foul offensive (4 - 7) |
| 06:21 | | | | 1 MORRIS A turnover offensive (5) |
| 06:21 | | | | 33 ONANINA D substitution out |
| 06:21 | | | | 5 HEADY Q substitution in |
| 05:52 | 35 ALLEN D 2pt FG from turnover in the paint, driving layup made (12) | **86-51** | **35** | |
| 05:35 | 8 UDEH JR. E foul shooting (3 - 6) | | | 3 WILLOUGHBY S foul received (1) |
| 05:35 | | **86-52** | **34** | 3 WILLOUGHBY S free throw 1 - 2 made (6) |
| 05:35 | 10 WASHINGTON T substitution out | | | |
| 05:35 | 7 HENDERSON S substitution in | | | |
| 05:35 | | **86-53** | **33** | 3 WILLOUGHBY S free throw 2 - 2 made (7) |
| 05:22 | 8 UDEH JR. E 2pt FG in the paint, alley-oop layup made (8) | **88-53** | **35** | |
| 05:22 | 35 ALLEN D assist (4) | | | |
| 04:59 | | | | 1 MORRIS A 2pt FG in the paint, floating jump shot missed |
| 04:56 | 8 UDEH JR. E defensive rebound (10) | | | |
| 04:45 | 4 ALLEN M 2pt FG in the paint, floating jump shot made (2) | **90-53** | **37** | |
| 04:29 | | | | 3 WILLOUGHBY S 3pt FG , jump shot missed |
| 04:26 | 35 ALLEN D defensive rebound (6) | | | |
| 04:09 | 88 MALOVEC T 3pt FG , jump shot made (6) | **93-53** | **40** | |
| 04:09 | 4 ALLEN M assist (3) | | | |
| 03:51 | 8 UDEH JR. E steal (1) | | | 3 WILLOUGHBY S turnover bad pass (3) |
| 03:35 | 4 ALLEN M foul received (1) | | | 11 JOHNSON J foul personal (2 - 8) |
| 03:35 | Timeout commercial | | | |
| 03:35 | 8 UDEH JR. E substitution out | | | |
| 03:35 | 11 ALTUNTAS S substitution in | | | |
| 03:35 | | | | 1 MORRIS A substitution out |
| 03:35 | | | | 5 HEADY Q substitution out |
| 03:35 | | | | 23 ROUZAN D substitution out |
| 03:35 | | | | 2 MITCHELL JR. R substitution in |

Official Basketball Play by Play - Second Half

# Bethune-Cookman at Miami (FL)

11/06/25 Watsco Center, Coral Gables

2025-26 Men's Basketball

**Game Time:** 7:00 PM
**Game Duration:** 2:09
**Attendance:** 4,508

**Officials:** Ron Groover, Bill Covington Jr., Joe Switzer

| Game Time | UM | Score | Diff | B-CU |
|---|---|---|---|---|
| 03:35 | | | | 4 BLAND A substitution in |
| 03:35 | | | | 33 ONANINA D substitution in |
| 03:35 | 4 ALLEN M 1&1 free throw 1 made (3) | **94-53** | **41** | |
| 03:35 | 4 ALLEN M 1&1 free throw 2 made (4) | **95-53** | **42** | |
| 03:14 | | **95-55** | **40** | 33 ONANINA D 2pt FG in the paint, hook shot made (2) |
| 02:59 | 11 ALTUNTAS S 2pt FG in the paint, hook shot missed | | | |
| 02:55 | 7 HENDERSON S offensive rebound (9) | | | |
| 02:55 | 7 HENDERSON S 2pt FG second chance in the paint, tip-in layup missed | | | |
| 02:54 | | | | 2 MITCHELL JR. R defensive rebound (3) |
| 02:44 | 11 ALTUNTAS S foul shooting (5 - 7) | | | 4 BLAND A foul received (1) |
| 02:44 | 7 HENDERSON S substitution out | | | |
| 02:44 | 11 ALTUNTAS S substitution out | | | |
| 02:44 | 1 KEE J substitution in | | | |
| 02:44 | 12 LABOY, II J substitution in | | | |
| 02:44 | | **95-56** | **39** | 4 BLAND A free throw 1 - 2 made (3) |
| 02:43 | | | | 4 BLAND A free throw 2 - 2 missed |
| 02:42 | 12 LABOY, II J defensive rebound (1) | | | |
| 02:24 | 88 MALOVEC T 3pt FG , jump shot made (9) | **98-56** | **42** | |
| 02:24 | 12 LABOY, II J assist (1) | | | |
| 02:06 | 1 KEE J foul shooting (1 - 8) | | | 3 WILLOUGHBY S foul received (2) |
| 02:06 | | **98-57** | **41** | 3 WILLOUGHBY S free throw 1 - 2 made (8) |
| 02:06 | | | | 3 WILLOUGHBY S free throw 2 - 2 missed |
| 02:05 | 4 ALLEN M defensive rebound (5) | | | |
| 01:55 | 4 ALLEN M 2pt FG outside the paint, pull up jump shot missed | | | |
| 01:53 | | | | 4 BLAND A defensive rebound (1) |
| 01:44 | | | | 2 MITCHELL JR. R 3pt FG , pull up jump shot missed |
| 01:41 | | | | 33 ONANINA D offensive rebound (3) |
| 01:41 | | **98-59** | **39** | 33 ONANINA D 2pt FG second chance in the paint, layup made (4) |
| 01:25 | 1 KEE J 3pt FG , jump shot made (3) | **101-59** | **42** | |
| 01:25 | 4 ALLEN M assist (4) | | | |
| 01:08 | | **101-61** | **40** | 33 ONANINA D 2pt FG in the paint, hook shot made (6) |
| 01:08 | | | | 2 MITCHELL JR. R assist (1) |
| 00:58 | 35 ALLEN D 3pt FG , pull up jump shot missed | | | |
| 00:54 | | | | 3 WILLOUGHBY S defensive rebound (3) |
| 00:47 | | | | 2 MITCHELL JR. R turnover bad pass (1) |
| 00:47 | | | | 11 JOHNSON J substitution out |
| 00:47 | | | | 12 MINOR D substitution in |
| 00:47 | | | | 2 MITCHELL JR. R substitution out |
| 00:47 | | | | 11 JOHNSON J substitution in |
| 00:35 | 12 LABOY, II J 2pt FG from turnover in the paint, driving layup missed | | | |
| 00:33 | 88 MALOVEC T offensive rebound (1) | | | |
| 00:31 | 88 MALOVEC T 2pt FG from turnover second chance in the paint, layup missed | | | |
| 00:30 | 1 KEE J offensive rebound (1) | | | |
| 00:28 | 12 LABOY, II J 3pt FG from turnover second chance, jump shot missed | | | |
| 00:25 | | | | 11 JOHNSON J defensive rebound (6) |
| 00:19 | | | | 3 WILLOUGHBY S 3pt FG , jump shot missed |

Official Basketball Play by Play - Second Half

# Bethune-Cookman at Miami (FL)

11/06/25 Watsco Center, Coral Gables

2025-26 Men's Basketball

**Game Time:** 7:00 PM
**Game Duration:** 2:09
**Attendance:** 4,508

**Officials:** Ron Groover, Bill Covington Jr., Joe Switzer

| Game Time | UM | Score | Diff | B-CU |
|---|---|---|---|---|
| 00:15 | 35 ALLEN D defensive rebound (7) | | | |
| **END OF GAME** | | | | |
| **UM 101-61 B-CU** | | | | |

Official Basketball Box Score - Second Half

# Bethune-Cookman at Miami (FL)

11/06/25 Watsco Center, Coral Gables

2025-26 Men's Basketball

**Game Time:** 7:00 PM
**Game Duration:** 2:09
**Attendance:** 4,508

**Officials:** Ron Groover, Bill Covington Jr., Joe Switzer

**Bethune-Cookman - 30**

| NO. | Name | | Min | FG M-A | 3P M-A | FT M-A | Rebounds OR | DR | TOT | Fouls PF | FD | TP | AS | TO | ST | Blocks BS | BA | +/- |
|---|---|---|---|---|---|---|---|---|---|---|---|---|---|---|---|---|---|---|
| 5 | Quentin Heady | F | 08:39 | 0-1 | 0-0 | 0-0 | 0 | 1 | 1 | 2 | 0 | 0 | 0 | 0 | 0 | 0 | 0 | -13 |
| 23 | Daniel Rouzan | F | 12:18 | 2-3 | 0-1 | 0-0 | 0 | 2 | 2 | 1 | 2 | 4 | 0 | 0 | 0 | 1 | 0 | -20 |
| 0 | Jakobi Heady | G | 10:03 | 3-7 | 1-3 | 1-1 | 0 | 2 | 2 | 0 | 1 | 8 | 1 | 0 | 1 | 0 | 0 | -9 |
| 3 | Seneca Willoughby | G | 11:43 | 1-4 | 0-2 | 3-4 | 0 | 2 | 2 | 0 | 2 | 5 | 0 | 2 | 0 | 0 | 0 | -17 |
| 11 | Jordan Johnson | G | 13:24 | 1-3 | 0-1 | 0-0 | 0 | 2 | 2 | 1 | 0 | 2 | 0 | 1 | 0 | 0 | 1 | -19 |
| 1 | Arterio Morris | | 14:39 | 1-7 | 0-2 | 0-2 | 1 | 1 | 2 | 1 | 1 | 2 | 2 | 3 | 0 | 1 | 2 | -16 |
| 2 | Rickey Mitchell Jr. | | 09:23 | 0-4 | 0-4 | 0-0 | 1 | 1 | 2 | 1 | 0 | 0 | 1 | 1 | 0 | 0 | 0 | -2 |
| 4 | Ariel Bland | | 09:09 | 1-1 | 0-0 | 1-2 | 0 | 1 | 1 | 2 | 1 | 3 | 0 | 0 | 1 | 0 | 0 | 2 |
| 33 | David Onanina | | 09:54 | 3-3 | 0-0 | 0-0 | 1 | 1 | 2 | 0 | 1 | 6 | 0 | 0 | 0 | 0 | 0 | -11 |
| 12 | Dailon Minor | | 00:48 | 0-0 | 0-0 | 0-0 | 0 | 0 | 0 | 0 | 0 | 0 | 0 | 0 | 0 | 0 | 0 | 0 |
| Team | | | | | | | 3 | 0 | 3 | 0 | | 0 | | 0 | | | | |
| **Totals** | | | | 12-33 | 1-13 | 5-9 | 6 | 13 | 19 | 8 | 8 | 30 | 4 | 7 | 2 | 2 | 3 | -21 |

| Shooting By Period | | | |
|---|---|---|---|
| 2nd | FG% | 12-33 | 36.4% |
| | 3PT% | 1-13 | 7.7% |
| | FT% | 5-9 | 55.6% |
| GM | FG% | 12-33 | 36.4% |
| | 3PT% | 1-13 | 7.7% |
| | FT% | 5-9 | 55.6% |

Dead Ball Rebounds: 1, 0

**Major Fouls:** NONE

**Miami (FL) - 51**

| NO. | Name | | Min | FG M-A | 3P M-A | FT M-A | Rebounds OR | DR | TOT | Fouls PF | FD | TP | AS | TO | ST | Blocks BS | BA | +/- |
|---|---|---|---|---|---|---|---|---|---|---|---|---|---|---|---|---|---|---|
| 5 | Malik Reneau | F | 10:11 | 4-6 | 0-1 | 2-2 | 2 | 1 | 3 | 0 | 2 | 10 | 3 | 0 | 0 | 0 | 0 | 8 |
| 7 | Shelton Henderson | F | 11:07 | 1-6 | 0-0 | 2-3 | 2 | 3 | 5 | 1 | 2 | 4 | 2 | 0 | 0 | 0 | 0 | 15 |
| 8 | Ernest Udeh Jr. | C | 13:38 | 4-4 | 0-0 | 0-2 | 1 | 4 | 5 | 1 | 1 | 8 | 0 | 0 | 1 | 3 | 0 | 22 |
| 3 | Tre Donaldson | G | 09:23 | 3-3 | 0-0 | 0-0 | 0 | 0 | 0 | 0 | 0 | 6 | 3 | 2 | 0 | 0 | 0 | 9 |
| 10 | Tru Washington | G | 08:08 | 1-4 | 1-2 | 0-0 | 1 | 0 | 1 | 2 | 0 | 3 | 0 | 0 | 2 | 0 | 1 | 10 |
| 4 | Marcus Allen | | 11:02 | 1-4 | 0-1 | 2-2 | 0 | 3 | 3 | 0 | 1 | 4 | 2 | 0 | 0 | 0 | 1 | 8 |
| 35 | Dante Allen | | 14:51 | 2-4 | 0-2 | 0-0 | 0 | 6 | 6 | 1 | 0 | 4 | 2 | 0 | 1 | 0 | 0 | 13 |
| 88 | Timotej Malovec | | 13:47 | 3-5 | 3-3 | 0-0 | 1 | 0 | 1 | 0 | 1 | 9 | 1 | 0 | 0 | 0 | 0 | 16 |
| 11 | Salih Altuntas | | 02:25 | 0-1 | 0-0 | 0-0 | 1 | 0 | 1 | 2 | 1 | 0 | 0 | 1 | 0 | 0 | 0 | 4 |
| 1 | Jordyn Kee | | 02:44 | 1-1 | 1-1 | 0-0 | 1 | 0 | 1 | 1 | 0 | 3 | 0 | 0 | 0 | 0 | 0 | 0 |
| 12 | John Laboy, II | | 02:44 | 0-2 | 0-1 | 0-0 | 0 | 1 | 1 | 0 | 0 | 0 | 1 | 0 | 0 | 0 | 0 | 0 |
| Team | | | | | | | 0 | 0 | 0 | 0 | | 0 | | 0 | | | | |
| **Totals** | | | | 20-40 | 5-11 | 6-9 | 9 | 18 | 27 | 8 | 8 | 51 | 14 | 3 | 4 | 3 | 2 | 21 |

| Shooting By Period | | | |
|---|---|---|---|
| 2nd | FG% | 20-40 | 50.0% |
| | 3PT% | 5-11 | 45.5% |
| | FT% | 6-9 | 66.7% |
| GM | FG% | 20-40 | 50.0% |
| | 3PT% | 5-11 | 45.5% |
| | FT% | 6-9 | 66.7% |

Dead Ball Rebounds: 1, 0

**Major Fouls:** NONE

| | B-CU | UM |
|---|---|---|
| Biggest lead | 0 (1st 20:00) | 42 (2nd 3:35) |
| Best Scoring Run | 10 (2nd 14:47) | 11 (2nd 9:02) |
| Lead Changes | 0 | |
| Times Tied | 0 | |
| Time with Lead | 00:00 | 19:48 |

| Points from | B-CU | UM |
|---|---|---|
| Turnovers | 4 | 11 |
| Paint | 20 | 30 |
| Second Chance | 6 | 6 |
| Fast Breaks | 2 | 6 |
| Bench | 11 | 20 |

| Period by Period Scoring | 1st | 2nd | TOT |
|---|---|---|---|
| B-CU | 31 | 30 | 61 |
| UM | 50 | 51 | 101 |

Official Basketball Shot Areas - Final

# Bethune-Cookman at Miami (FL)

11/06/25 Watsco Center, Coral Gables

2025-26 Men's Basketball

**Game Time:** 7:00 PM
**Game Duration:** 2:09
**Attendance:** 4,508

**Officials:** Ron Groover, Bill Covington Jr., Joe Switzer

Players => All; FG Types => All ; Results => All ;

## Miami (FL)

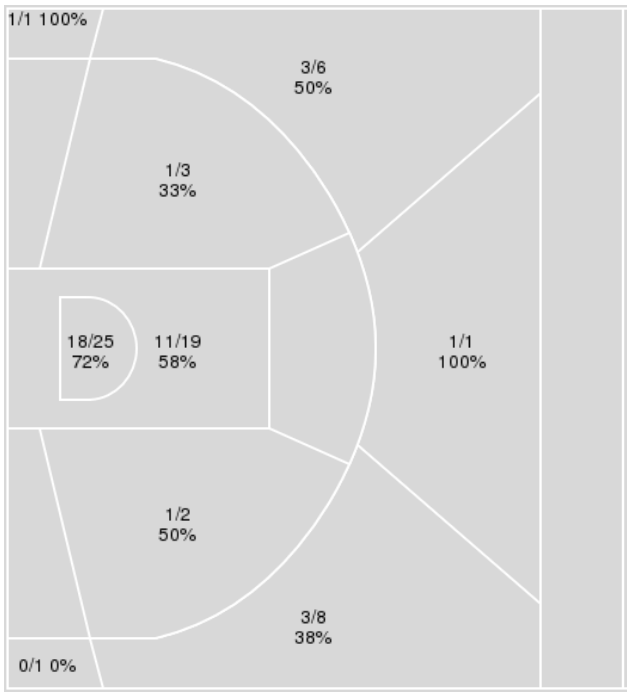


| Miami (FL) | M/A | % |
|---|---|---|
| Field Goals | 39/66 | 59 |
| 2 Points | 31/49 | 63 |
| 3 Points | 8/17 | 47 |
| Free Throws | 15/22 | 68 |

Players => All; FG Types => All ; Results => All ;

## Bethune-Cookman

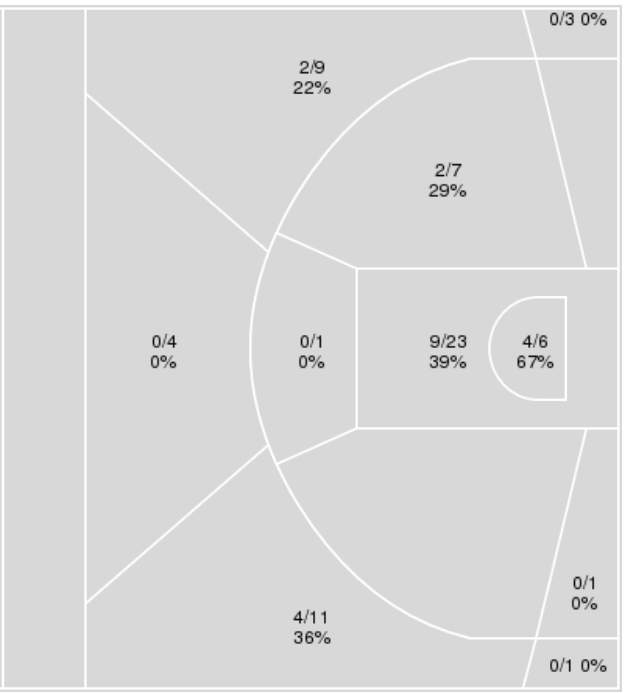


| Bethune-Cookman | M/A | % |
|---|---|---|
| Field Goals | 21/66 | 32 |
| 2 Points | 15/38 | 39 |
| 3 Points | 6/28 | 21 |
| Free Throws | 13/19 | 68 |

Official Basketball Player Plus/Minus Summary - Final

# Bethune-Cookman at Miami (FL)

11/06/25 Watsco Center, Coral Gables

2025-26 Men's Basketball

**Game Time:** 7:00 PM
**Game Duration:** 2:09
**Attendance:** 4,508

**Officials:** Ron Groover, Bill Covington Jr., Joe Switzer

## Bethune-Cookman

| No | Name | Mins | | Score | | Points Diff | | Points per Min | | Assists | | Rebounds | | Steals | | Turnovers | |
|---|---|---|---|---|---|---|---|---|---|---|---|---|---|---|---|---|---|
| | | On | Off | On | Off | On | Off | On | Off | On | Off | On | Off | On | Off | On | Off |
| 0 | Jakobi Heady | 24:42 | 15:18 | 39-60 | 22-41 | -21 | -19 | 1.58 | 1.44 | 8 | 2 | 20 | 15 | 2 | 1 | 7 | 5 |
| 1 | Arterio Morris | 27:20 | 12:40 | 39-66 | 22-35 | -27 | -13 | 1.43 | 1.74 | 5 | 5 | 25 | 10 | 3 | 0 | 9 | 3 |
| 2 | Rickey Mitchell Jr. | 15:56 | 24:04 | 30-45 | 31-56 | -15 | -25 | 1.88 | 1.29 | 4 | 6 | 21 | 14 | 3 | 0 | 3 | 9 |
| 3 | Seneca Willoughby | 23:49 | 16:11 | 36-59 | 25-42 | -23 | -17 | 1.51 | 1.54 | 6 | 4 | 14 | 21 | 0 | 3 | 8 | 4 |
| 4 | Ariel Bland | 17:01 | 22:59 | 33-41 | 28-60 | -8 | -32 | 1.94 | 1.22 | 4 | 6 | 19 | 16 | 3 | 0 | 5 | 7 |
| 5 | Quentin Heady | 22:06 | 17:54 | 30-60 | 31-41 | -30 | -10 | 1.36 | 1.73 | 6 | 4 | 13 | 22 | 2 | 1 | 6 | 6 |
| 11 | Jordan Johnson | 27:25 | 12:35 | 39-73 | 22-28 | -34 | -6 | 1.42 | 1.75 | 7 | 3 | 24 | 11 | 1 | 2 | 9 | 3 |
| 12 | Dailon Minor | 00:48 | 39:12 | 0-0 | 61-101 | 0 | -40 | 0.00 | 1.56 | 0 | 10 | 1 | 34 | 0 | 3 | 0 | 12 |
| 23 | Daniel Rouzan | 24:23 | 15:37 | 39-64 | 22-37 | -25 | -15 | 1.60 | 1.41 | 8 | 2 | 21 | 14 | 1 | 2 | 8 | 4 |
| 33 | David Onanina | 16:30 | 23:30 | 20-37 | 41-64 | -17 | -23 | 1.21 | 1.74 | 2 | 8 | 17 | 18 | 0 | 3 | 5 | 7 |

## Miami (FL)

| No | Name | Mins | | Score | | Points Diff | | Points per Min | | Assists | | Rebounds | | Steals | | Turnovers | |
|---|---|---|---|---|---|---|---|---|---|---|---|---|---|---|---|---|---|
| | | On | Off | On | Off | On | Off | On | Off | On | Off | On | Off | On | Off | On | Off |
| 1 | Jordyn Kee | 02:44 | 37:16 | 6-6 | 95-55 | 0 | 40 | 2.20 | 2.55 | 2 | 23 | 5 | 39 | 0 | 8 | 0 | 6 |
| 3 | Tre Donaldson | 27:24 | 12:36 | 66-43 | 35-18 | 23 | 17 | 2.41 | 2.78 | 15 | 10 | 29 | 15 | 7 | 1 | 6 | 0 |
| 4 | Marcus Allen | 22:07 | 17:53 | 49-26 | 52-35 | 23 | 17 | 2.22 | 2.91 | 14 | 11 | 26 | 18 | 4 | 4 | 5 | 1 |
| 5 | Malik Reneau | 25:49 | 14:11 | 65-46 | 36-15 | 19 | 21 | 2.52 | 2.54 | 14 | 11 | 25 | 19 | 6 | 2 | 4 | 2 |
| 7 | Shelton Henderson | 22:27 | 17:33 | 62-37 | 39-24 | 25 | 15 | 2.76 | 2.22 | 14 | 11 | 27 | 17 | 5 | 3 | 4 | 2 |
| 8 | Ernest Udeh Jr. | 19:52 | 20:08 | 57-27 | 44-34 | 30 | 10 | 2.87 | 2.19 | 15 | 10 | 23 | 21 | 3 | 5 | 0 | 6 |
| 10 | Tru Washington | 24:05 | 15:55 | 64-39 | 37-22 | 25 | 15 | 2.66 | 2.32 | 16 | 9 | 23 | 21 | 5 | 3 | 2 | 4 |
| 11 | Salih Altuntas | 09:28 | 30:32 | 25-17 | 76-44 | 8 | 32 | 2.64 | 2.49 | 5 | 20 | 9 | 35 | 3 | 5 | 3 | 3 |
| 12 | John Laboy, II | 02:44 | 37:16 | 6-6 | 95-55 | 0 | 40 | 2.20 | 2.55 | 2 | 23 | 5 | 39 | 0 | 8 | 0 | 6 |
| 35 | Dante Allen | 25:26 | 14:34 | 58-34 | 43-27 | 24 | 16 | 2.28 | 2.95 | 15 | 10 | 27 | 17 | 5 | 3 | 4 | 2 |
| 88 | Timotej Malovec | 17:54 | 22:06 | 47-24 | 54-37 | 23 | 17 | 2.63 | 2.44 | 13 | 12 | 21 | 23 | 2 | 6 | 2 | 4 |

Official Basketball Shot Chart - Final

# Bethune-Cookman at Miami (FL)

11/06/25 Watsco Center, Coral Gables

2025-26 Men's Basketball

**Game Time:** 7:00 PM
**Game Duration:** 2:09
**Attendance:** 4,508

**Officials:** Ron Groover, Bill Covington Jr., Joe Switzer

Players => All ; FG Types => All ; Results => All ;

## Bethune-Cookman

### All Field Goals

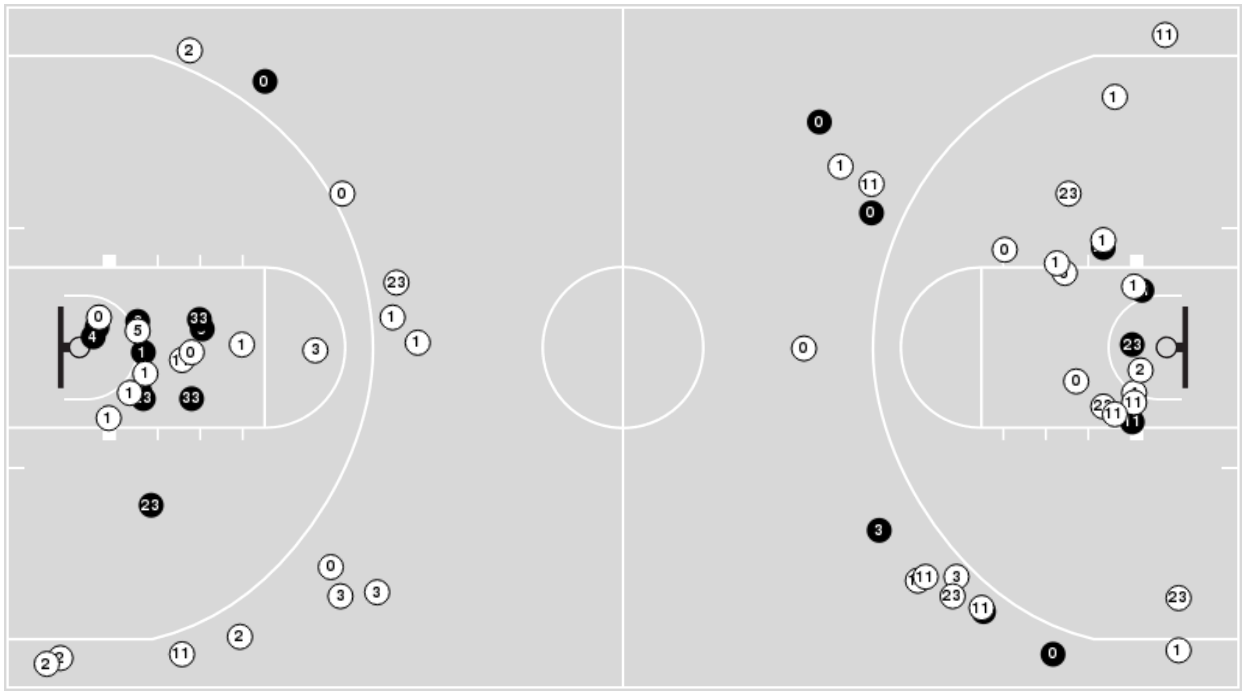

### Shots in the Paint

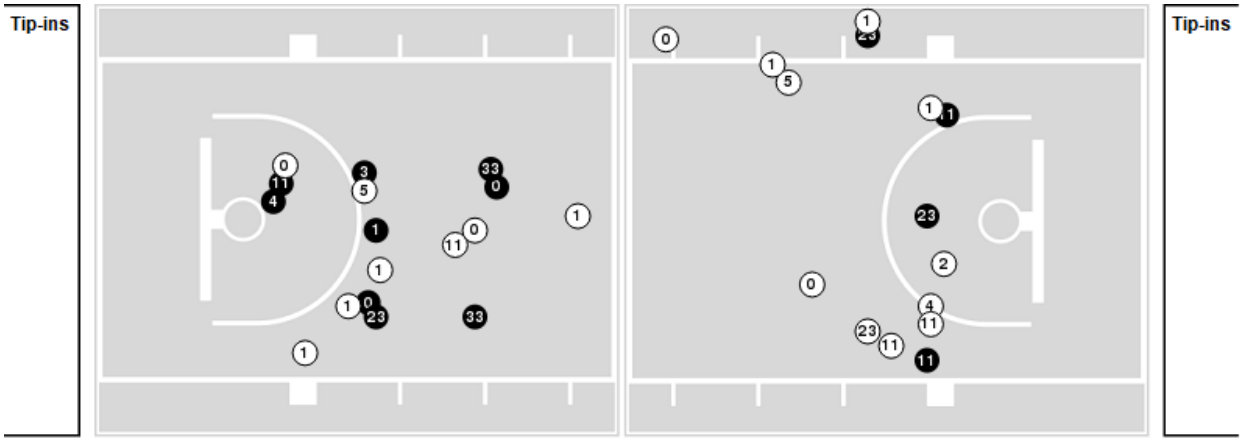


(N) Made (N) Missed N - Player Number

| Bethune-Cookman | M/A | % |
|---|---|---|
| Field Goals | 21/66 | 32 |
| 2 Points | 15/38 | 39 |
| 3 Points | 6/28 | 21 |
| Free Throws | 13/19 | 68 |

| Bethune-Cookman | M/A | % |
|---|---|---|
| Points in the Paint | 26 (13/29) | 45 |
| Fast Break Points | 4 (2/3) | 67 |
| Second Chance Points | 16 (8/16) | 50 |
| Effective FG% | 36 | |

Official Basketball Shot Chart - Final

# Bethune-Cookman at Miami (FL)

11/06/25 Watsco Center, Coral Gables

2025-26 Men's Basketball

**Game Time:** 7:00 PM
**Game Duration:** 2:09
**Attendance:** 4,508

**Officials:** Ron Groover, Bill Covington Jr., Joe Switzer

Players => All ; FG Types => All ; Results => All ;

## Miami (FL)

### All Field Goals

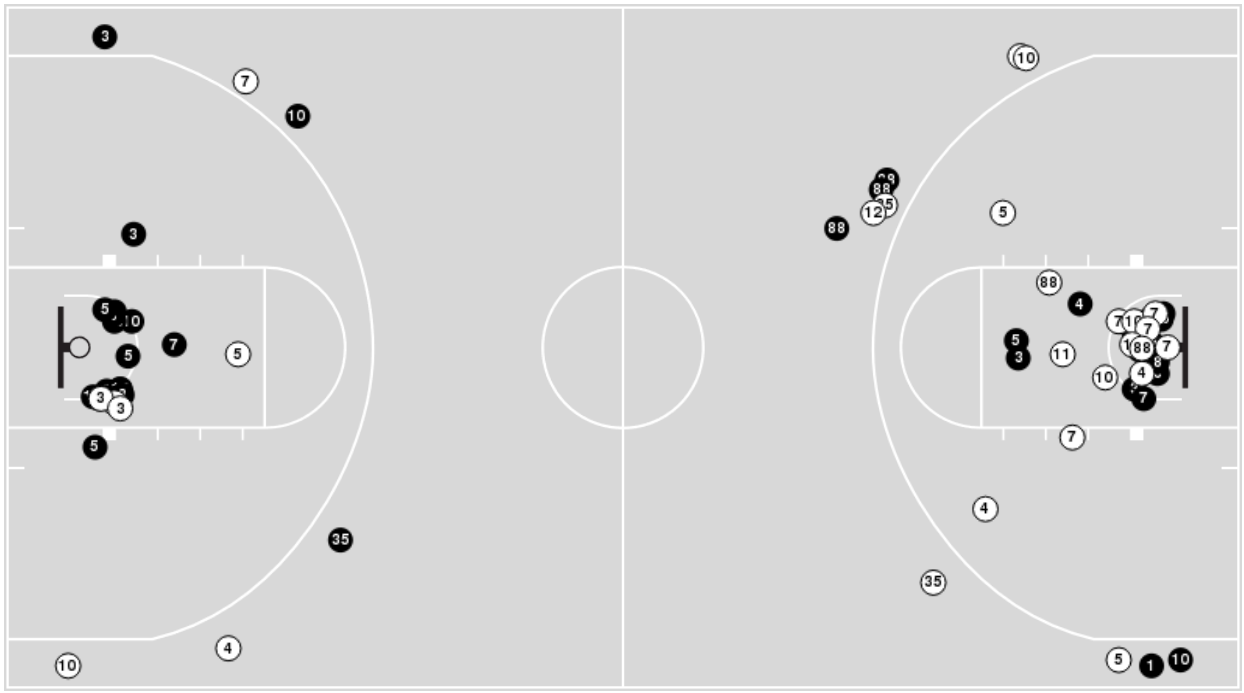

### Shots in the Paint

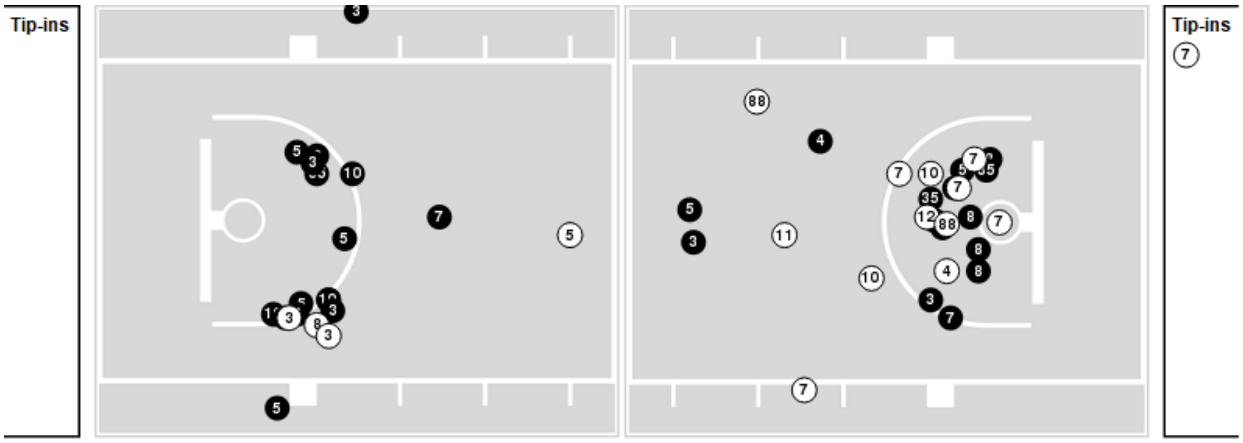


(N) Made (N) Missed N - Player Number

| Miami (FL) | M/A | % |
|---|---|---|
| Field Goals | 39/66 | 59 |
| 2 Points | 31/49 | 63 |
| 3 Points | 8/17 | 47 |
| Free Throws | 15/22 | 68 |

| Miami (FL) | M/A | % |
|---|---|---|
| Points in the Paint | 58 (29/44) | 66 |
| Fast Break Points | 12 (7/9) | 78 |
| Second Chance Points | 9 (5/11) | 45 |
| Effective FG% | 65 | |

Official Basketball Rotations Summary - Final

# Bethune-Cookman at Miami (FL)

11/06/25 Watsco Center, Coral Gables

2025-26 Men's Basketball

**Game Time:** 7:00 PM
**Game Duration:** 2:09
**Attendance:** 4,508

**Officials:** Ron Groover, Bill Covington Jr., Joe Switzer

## Bethune-Cookman

| Lineup | Quarter On | Time On | Quarter Off | Time Off | Time on Court | Score | Score Diff | Reb | Stl | Tov | Ass | PPP |
|---|---|---|---|---|---|---|---|---|---|---|---|---|
| 0- Heady J/ 3- Willoughby S/ 5- Heady Q/ 11- Johnson J/ 23- Rouzan D/ | 1 | 20:00 | 1 | 14:19 | 05:41 | 12-15 | -3 | 4 | 0 | 0 | 3 | 1.1494 |
| 0- Heady J/ 1- Morris A/ 5- Heady Q/ 11- Johnson J/ 23- Rouzan D/ | 1 | 14:19 | 1 | 12:58 | 01:21 | 3-3 | 0 | 1 | 0 | 1 | 1 | 1.0000 |
| 0- Heady J/ 1- Morris A/ 2- Mitchell Jr. R/ 4- Bland A/ 5- Heady Q/ | 1 | 12:58 | 1 | 11:46 | 01:12 | 0-6 | -6 | 1 | 0 | 0 | 0 | 0.0000 |
| 1- Morris A/ 2- Mitchell Jr. R/ 4- Bland A/ 5- Heady Q/ 11- Johnson J/ | 1 | 11:46 | 1 | 10:20 | 01:26 | 2-4 | -2 | 1 | 0 | 0 | 0 | 1.0638 |
| 1- Morris A/ 2- Mitchell Jr. R/ 4- Bland A/ 11- Johnson J/ 23- Rouzan D/ | 1 | 10:20 | 1 | 08:45 | 01:35 | 4-5 | -1 | 3 | 1 | 1 | 1 | 1.0309 |
| 1- Morris A/ 2- Mitchell Jr. R/ 11- Johnson J/ 23- Rouzan D/ 33- Onanina D/ | 1 | 08:45 | 1 | 06:25 | 02:20 | 2-6 | -4 | 4 | 0 | 0 | 0 | 0.6944 |
| 0- Heady J/ 1- Morris A/ 3- Willoughby S/ 23- Rouzan D/ 33- Onanina D/ | 1 | 06:25 | 1 | 05:17 | 01:08 | 3-0 | 3 | 0 | 0 | 0 | 1 | 2.0833 |
| 0- Heady J/ 1- Morris A/ 3- Willoughby S/ 4- Bland A/ 33- Onanina D/ | 1 | 05:17 | 1 | 03:47 | 01:30 | 3-3 | 0 | 2 | 0 | 0 | 0 | 1.5000 |
| 0- Heady J/ 1- Morris A/ 3- Willoughby S/ 4- Bland A/ 5- Heady Q/ | 1 | 03:47 | 1 | 01:38 | 02:09 | 2-3 | -1 | 0 | 0 | 2 | 0 | 0.5155 |
| 0- Heady J/ 3- Willoughby S/ 5- Heady Q/ 11- Johnson J/ 33- Onanina D/ | 1 | 01:38 | 2 | 20:00 | 01:38 | 0-5 | -5 | 0 | 0 | 1 | 0 | 0.0000 |
| 0- Heady J/ 3- Willoughby S/ 5- Heady Q/ 11- Johnson J/ 23- Rouzan D/ | 2 | 20:00 | 2 | 18:14 | 01:46 | 2-7 | -5 | 1 | 0 | 1 | 1 | 0.5000 |
| 0- Heady J/ 1- Morris A/ 2- Mitchell Jr. R/ 4- Bland A/ 23- Rouzan D/ | 2 | 18:14 | 2 | 15:45 | 02:29 | 7-8 | -1 | 3 | 0 | 1 | 1 | 1.1667 |
| 0- Heady J/ 1- Morris A/ 2- Mitchell Jr. R/ 4- Bland A/ 5- Heady Q/ | 2 | 15:45 | 2 | 14:32 | 01:13 | 5-0 | 5 | 2 | 2 | 0 | 1 | 1.4535 |
| 0- Heady J/ 1- Morris A/ 2- Mitchell Jr. R/ 5- Heady Q/ 33- Onanina D/ | 2 | 14:32 | 2 | 14:06 | 00:26 | 0-2 | -2 | 1 | 0 | 0 | 0 | 0.0000 |
| 0- Heady J/ 1- Morris A/ 2- Mitchell Jr. R/ 4- Bland A/ 5- Heady Q/ | 2 | 14:06 | 2 | 12:14 | 01:52 | 2-4 | -2 | 2 | 0 | 0 | 0 | 1.0000 |
| 0- Heady J/ 1- Morris A/ 2- Mitchell Jr. R/ 5- Heady Q/ 33- Onanina D/ | 2 | 12:14 | 2 | 11:38 | 00:36 | 0-2 | -2 | 0 | 0 | 0 | 0 | 0.0000 |
| 0- Heady J/ 1- Morris A/ 11- Johnson J/ 23- Rouzan D/ 33- Onanina D/ | 2 | 11:38 | 2 | 09:57 | 01:41 | 0-2 | -2 | 3 | 0 | 1 | 0 | 0.0000 |
| 1- Morris A/ 3- Willoughby S/ 11- Johnson J/ 23- Rouzan D/ 33- Onanina D/ | 2 | 09:57 | 2 | 06:21 | 03:36 | 4-9 | -5 | 2 | 0 | 2 | 0 | 0.5714 |
| 1- Morris A/ 3- Willoughby S/ 5- Heady Q/ 11- Johnson J/ 23- Rouzan D/ | 2 | 06:21 | 2 | 03:35 | 02:46 | 2-9 | -7 | 0 | 0 | 1 | 0 | 0.5155 |
| 2- Mitchell Jr. R/ 3- Willoughby S/ 4- Bland A/ 11- Johnson J/ 33- Onanina D/ | 2 | 03:35 | 2 | 00:47 | 02:47 | 8-8 | 0 | 4 | 0 | 1 | 1 | 1.3889 |
| 2- Mitchell Jr. R/ 3- Willoughby S/ 4- Bland A/ 12- Minor D/ 33- Onanina D/ | 2 | 00:47 | 2 | 00:47 | 00:00 | 0-0 | 0 | 0 | 0 | 0 | 0 | 0.0000 |
| 3- Willoughby S/ 4- Bland A/ 11- Johnson J/ 12- Minor D/ 33- Onanina D/ | 2 | 00:47 | 2 | 00:00 | 00:47 | 0-0 | 0 | 1 | 0 | 0 | 0 | 0.0000 |

Official Basketball Rotations Summary - Final

# Bethune-Cookman at Miami (FL)

11/06/25 Watsco Center, Coral Gables

2025-26 Men's Basketball

**Game Time:** 7:00 PM
**Game Duration:** 2:09
**Attendance:** 4,508

**Officials:** Ron Groover, Bill Covington Jr., Joe Switzer

## Miami (FL)

| Lineup | Quarter On | Time On | Quarter Off | Time Off | Time on Court | Score | Score Diff | Reb | Stl | Tov | Ass | PPP |
|---|---|---|---|---|---|---|---|---|---|---|---|---|
| 3- Donaldson T/ 5- Reneau M/ 7- Henderson S/ 8- Udeh Jr. E/ 10- Washington T/ | 1 | 20:00 | 1 | 15:45 | 04:15 | 11-8 | 3 | 4 | 0 | 0 | 2 | 1.5714 |
| 3- Donaldson T/ 5- Reneau M/ 7- Henderson S/ 10- Washington T/ 11- Altuntas S/ | 1 | 15:45 | 1 | 14:19 | 01:26 | 4-4 | 0 | 1 | 0 | 0 | 0 | 1.3889 |
| 3- Donaldson T/ 5- Reneau M/ 7- Henderson S/ 11- Altuntas S/ 35- Allen D/ | 1 | 14:19 | 1 | 12:58 | 01:21 | 3-3 | 0 | 1 | 1 | 0 | 0 | 1.0417 |
| 3- Donaldson T/ 4- Allen M/ 7- Henderson S/ 11- Altuntas S/ 35- Allen D/ | 1 | 12:58 | 1 | 12:08 | 00:50 | 3-0 | 3 | 1 | 0 | 0 | 1 | 2.0833 |
| 4- Allen M/ 7- Henderson S/ 10- Washington T/ 11- Altuntas S/ 35- Allen D/ | 1 | 12:08 | 1 | 12:08 | 00:00 | 0-0 | 0 | 0 | 0 | 0 | 0 | 0.0000 |
| 4- Allen M/ 7- Henderson S/ 8- Udeh Jr. E/ 10- Washington T/ 35- Allen D/ | 1 | 12:08 | 1 | 11:46 | 00:22 | 3-0 | 3 | 1 | 0 | 0 | 1 | 3.0000 |
| 4- Allen M/ 8- Udeh Jr. E/ 10- Washington T/ 35- Allen D/ 88- Malovec T/ | 1 | 11:46 | 1 | 10:20 | 01:26 | 4-2 | 2 | 1 | 0 | 0 | 2 | 2.0000 |
| 5- Reneau M/ 8- Udeh Jr. E/ 10- Washington T/ 35- Allen D/ 88- Malovec T/ | 1 | 10:20 | 1 | 10:09 | 00:11 | 0-0 | 0 | 0 | 0 | 0 | 0 | 0.0000 |
| 3- Donaldson T/ 5- Reneau M/ 10- Washington T/ 11- Altuntas S/ 88- Malovec T/ | 1 | 10:09 | 1 | 08:45 | 01:24 | 5-4 | 1 | 1 | 1 | 1 | 2 | 1.4535 |
| 3- Donaldson T/ 5- Reneau M/ 7- Henderson S/ 10- Washington T/ 11- Altuntas S/ | 1 | 08:45 | 1 | 08:27 | 00:18 | 1-1 | 0 | 0 | 0 | 0 | 0 | 2.2727 |
| 3- Donaldson T/ 4- Allen M/ 5- Reneau M/ 7- Henderson S/ 10- Washington T/ | 1 | 08:27 | 1 | 06:25 | 02:02 | 5-1 | 4 | 3 | 0 | 0 | 1 | 1.6667 |
| 3- Donaldson T/ 4- Allen M/ 7- Henderson S/ 11- Altuntas S/ 35- Allen D/ | 1 | 06:25 | 1 | 05:56 | 00:29 | 0-3 | -3 | 0 | 0 | 1 | 0 | 0.0000 |
| 3- Donaldson T/ 4- Allen M/ 5- Reneau M/ 7- Henderson S/ 35- Allen D/ | 1 | 05:56 | 1 | 05:39 | 00:17 | 0-0 | 0 | 0 | 0 | 0 | 0 | 0.0000 |
| 3- Donaldson T/ 4- Allen M/ 5- Reneau M/ 10- Washington T/ 35- Allen D/ | 1 | 05:39 | 1 | 01:38 | 04:01 | 6-5 | 1 | 3 | 2 | 1 | 2 | 0.9677 |
| 3- Donaldson T/ 4- Allen M/ 10- Washington T/ 11- Altuntas S/ 35- Allen D/ | 1 | 01:38 | 1 | 01:06 | 00:32 | 1-0 | 1 | 1 | 0 | 0 | 0 | 2.2727 |
| 3- Donaldson T/ 4- Allen M/ 11- Altuntas S/ 35- Allen D/ 88- Malovec T/ | 1 | 01:06 | 1 | 00:22 | 00:43 | 2-0 | 2 | 0 | 0 | 0 | 0 | 2.0000 |
| 3- Donaldson T/ 4- Allen M/ 5- Reneau M/ 35- Allen D/ 88- Malovec T/ | 1 | 00:22 | 2 | 20:00 | 00:22 | 2-0 | 2 | 0 | 0 | 0 | 0 | 2.0000 |
| 3- Donaldson T/ 5- Reneau M/ 7- Henderson S/ 8- Udeh Jr. E/ 10- Washington T/ | 2 | 20:00 | 2 | 15:45 | 04:15 | 15-9 | 6 | 6 | 2 | 0 | 4 | 1.5369 |
| 3- Donaldson T/ 4- Allen M/ 5- Reneau M/ 7- Henderson S/ 35- Allen D/ | 2 | 15:45 | 2 | 15:01 | 00:44 | 0-3 | -3 | 1 | 0 | 2 | 0 | 0.0000 |
| 4- Allen M/ 5- Reneau M/ 7- Henderson S/ 35- Allen D/ 88- Malovec T/ | 2 | 15:01 | 2 | 14:32 | 00:29 | 0-2 | -2 | 0 | 0 | 0 | 0 | 0.0000 |
| 4- Allen M/ 7- Henderson S/ 8- Udeh Jr. E/ 35- Allen D/ 88- Malovec T/ | 2 | 14:32 | 2 | 14:06 | 00:26 | 2-0 | 2 | 2 | 0 | 0 | 1 | 1.0638 |
| 5- Reneau M/ 7- Henderson S/ 8- Udeh Jr. E/ 35- Allen D/ 88- Malovec T/ | 2 | 14:06 | 2 | 13:34 | 00:32 | 2-0 | 2 | 1 | 0 | 0 | 0 | 4.5455 |
| 3- Donaldson T/ 5- Reneau M/ 8- Udeh Jr. E/ 35- Allen D/ 88- Malovec T/ | 2 | 13:34 | 2 | 12:30 | 01:04 | 2-2 | 0 | 0 | 0 | 0 | 1 | 2.0000 |
| 3- Donaldson T/ 5- Reneau M/ 11- Altuntas S/ 35- Allen D/ 88- Malovec T/ | 2 | 12:30 | 2 | 12:30 | 00:00 | 0-0 | 0 | 0 | 0 | 0 | 0 | 0.0000 |
| 3- Donaldson T/ 4- Allen M/ 11- Altuntas S/ 35- Allen D/ 88- Malovec T/ | 2 | 12:30 | 2 | 12:14 | 00:16 | 0-0 | 0 | 1 | 0 | 0 | 0 | 0.0000 |
| 3- Donaldson T/ 4- Allen M/ 7- Henderson S/ 11- Altuntas S/ 88- Malovec T/ | 2 | 12:14 | 2 | 11:38 | 00:36 | 2-0 | 2 | 2 | 0 | 1 | 1 | 1.0000 |
| 3- Donaldson T/ 4- Allen M/ 7- Henderson S/ 10- Washington T/ 11- Altuntas S/ | 2 | 11:38 | 2 | 11:20 | 00:18 | 0-0 | 0 | 0 | 0 | 0 | 0 | 0.0000 |
| 3- Donaldson T/ 4- Allen M/ 7- Henderson S/ 11- Altuntas S/ 35- Allen D/ | 2 | 11:20 | 2 | 10:56 | 00:24 | 2-0 | 2 | 0 | 1 | 0 | 1 | 2.0000 |
| 3- Donaldson T/ 4- Allen M/ 7- Henderson S/ 8- Udeh Jr. E/ 35- Allen D/ | 2 | 10:56 | 2 | 10:24 | 00:32 | 0-0 | 0 | 1 | 0 | 0 | 0 | 0.0000 |
| 3- Donaldson T/ 5- Reneau M/ 8- Udeh Jr. E/ 35- Allen D/ 88- Malovec T/ | 2 | 10:24 | 2 | 09:10 | 01:14 | 2-0 | 2 | 3 | 0 | 0 | 0 | 1.0000 |
| 5- Reneau M/ 8- Udeh Jr. E/ 10- Washington T/ 35- Allen D/ 88- Malovec T/ | 2 | 09:10 | 2 | 07:17 | 01:53 | 7-4 | 3 | 1 | 0 | 0 | 2 | 1.7500 |
| 4- Allen M/ 8- Udeh Jr. E/ 10- Washington T/ 35- Allen D/ 88- Malovec T/ | 2 | 07:17 | 2 | 05:35 | 01:42 | 2-1 | 1 | 1 | 0 | 0 | 0 | 1.0000 |
| 4- Allen M/ 7- Henderson S/ 8- Udeh Jr. E/ 35- Allen D/ 88- Malovec T/ | 2 | 05:35 | 2 | 03:35 | 02:00 | 7-1 | 6 | 2 | 1 | 0 | 2 | 2.3333 |
| 4- Allen M/ 7- Henderson S/ 11- Altuntas S/ 35- Allen D/ 88- Malovec T/ | 2 | 03:35 | 2 | 02:44 | 00:51 | 2-2 | 0 | 1 | 0 | 0 | 0 | 1.0638 |
| 1- Kee J/ 4- Allen M/ 12- Laboy, II J/ 35- Allen D/ 88- Malovec T/ | 2 | 02:44 | 2 | 00:00 | 02:44 | 6-6 | 0 | 5 | 0 | 0 | 2 | 1.2000 |

Official Basketball Line Up Analysis - Final

# Bethune-Cookman at Miami (FL)

11/06/25 Watsco Center, Coral Gables

2025-26 Men's Basketball

**Game Time:** 7:00 PM
**Game Duration:** 2:09
**Attendance:** 4,508

**Officials:** Ron Groover, Bill Covington Jr., Joe Switzer

## Bethune-Cookman

| Lineup | Time | Score | Score Diff | Pts/Min | Reb | Stl | Tov | Ass | PPP |
|---|---|---|---|---|---|---|---|---|---|
| 0- Heady J/ 3- Willoughby S/ 5- Heady Q/ 11- Johnson J/ 23- Rouzan D/ | 07:27 | 14-22 | -8 | 1.8792 | 5 | 0 | 1 | 4 | 0.9695 |
| 0- Heady J/ 1- Morris A/ 2- Mitchell Jr. R/ 4- Bland A/ 5- Heady Q/ | 04:17 | 7-10 | -3 | 1.6342 | 5 | 2 | 0 | 1 | 0.9409 |
| 1- Morris A/ 3- Willoughby S/ 11- Johnson J/ 23- Rouzan D/ 33- Onanina D/ | 03:36 | 4-9 | -5 | 1.1111 | 2 | 0 | 2 | 0 | 0.5714 |
| 2- Mitchell Jr. R/ 3- Willoughby S/ 4- Bland A/ 11- Johnson J/ 33- Onanina D/ | 02:47 | 8-8 | 0 | 2.8691 | 4 | 0 | 1 | 1 | 1.3889 |
| 1- Morris A/ 3- Willoughby S/ 5- Heady Q/ 11- Johnson J/ 23- Rouzan D/ | 02:46 | 2-9 | -7 | 0.7229 | 0 | 0 | 1 | 0 | 0.5155 |
| 0- Heady J/ 1- Morris A/ 2- Mitchell Jr. R/ 4- Bland A/ 23- Rouzan D/ | 02:29 | 7-8 | -1 | 2.8188 | 3 | 0 | 1 | 1 | 1.1667 |
| 1- Morris A/ 2- Mitchell Jr. R/ 11- Johnson J/ 23- Rouzan D/ 33- Onanina D/ | 02:20 | 2-6 | -4 | 0.8571 | 4 | 0 | 0 | 0 | 0.6944 |
| 0- Heady J/ 1- Morris A/ 3- Willoughby S/ 4- Bland A/ 5- Heady Q/ | 02:09 | 2-3 | -1 | 0.9302 | 0 | 0 | 2 | 0 | 0.5155 |
| 0- Heady J/ 1- Morris A/ 11- Johnson J/ 23- Rouzan D/ 33- Onanina D/ | 01:41 | 0-2 | -2 | 0.0000 | 3 | 0 | 1 | 0 | 0.0000 |
| 0- Heady J/ 3- Willoughby S/ 5- Heady Q/ 11- Johnson J/ 33- Onanina D/ | 01:38 | 0-5 | -5 | 0.0000 | 0 | 0 | 1 | 0 | 0.0000 |
| 1- Morris A/ 2- Mitchell Jr. R/ 4- Bland A/ 11- Johnson J/ 23- Rouzan D/ | 01:35 | 4-5 | -1 | 2.5263 | 3 | 1 | 1 | 1 | 1.0309 |
| 0- Heady J/ 1- Morris A/ 3- Willoughby S/ 4- Bland A/ 33- Onanina D/ | 01:30 | 3-3 | 0 | 2.0000 | 2 | 0 | 0 | 0 | 1.5000 |
| 1- Morris A/ 2- Mitchell Jr. R/ 4- Bland A/ 5- Heady Q/ 11- Johnson J/ | 01:26 | 2-4 | -2 | 1.3953 | 1 | 0 | 0 | 0 | 1.0638 |
| 0- Heady J/ 1- Morris A/ 5- Heady Q/ 11- Johnson J/ 23- Rouzan D/ | 01:21 | 3-3 | 0 | 2.2222 | 1 | 0 | 1 | 1 | 1.0000 |
| 0- Heady J/ 1- Morris A/ 3- Willoughby S/ 23- Rouzan D/ 33- Onanina D/ | 01:08 | 3-0 | 3 | 2.6471 | 0 | 0 | 0 | 1 | 2.0833 |
| 0- Heady J/ 1- Morris A/ 2- Mitchell Jr. R/ 5- Heady Q/ 33- Onanina D/ | 01:02 | 0-4 | -4 | 0.0000 | 1 | 0 | 0 | 0 | 0.0000 |
| 3- Willoughby S/ 4- Bland A/ 11- Johnson J/ 12- Minor D/ 33- Onanina D/ | 00:47 | 0-0 | 0 | 0.0000 | 1 | 0 | 0 | 0 | 0.0000 |
| 2- Mitchell Jr. R/ 3- Willoughby S/ 4- Bland A/ 12- Minor D/ 33- Onanina D/ | 00:00 | 0-0 | 0 | NaN | 0 | 0 | 0 | 0 | 0.0000 |

Official Basketball Line Up Analysis - Final

# Bethune-Cookman at Miami (FL)

11/06/25 Watsco Center, Coral Gables

2025-26 Men's Basketball

**Game Time:** 7:00 PM
**Game Duration:** 2:09
**Attendance:** 4,508

**Officials:** Ron Groover, Bill Covington Jr., Joe Switzer

## Miami (FL)

| Lineup | Time | Score | Score Diff | Pts/Min | Reb | Stl | Tov | Ass | PPP |
|---|---|---|---|---|---|---|---|---|---|
| 3- Donaldson T/ 5- Reneau M/ 7- Henderson S/ 8- Udeh Jr. E/ 10- Washington T/ | 08:30 | 26-17 | 9 | 3.0588 | 10 | 2 | 0 | 6 | 1.5513 |
| 3- Donaldson T/ 4- Allen M/ 5- Reneau M/ 10- Washington T/ 35- Allen D/ | 04:01 | 6-5 | 1 | 1.4938 | 3 | 2 | 1 | 2 | 0.9677 |
| 4- Allen M/ 8- Udeh Jr. E/ 10- Washington T/ 35- Allen D/ 88- Malovec T/ | 03:08 | 6-3 | 3 | 1.9149 | 2 | 0 | 0 | 2 | 1.5000 |
| 1- Kee J/ 4- Allen M/ 12- Laboy, II J/ 35- Allen D/ 88- Malovec T/ | 02:44 | 6-6 | 0 | 2.1951 | 5 | 0 | 0 | 2 | 1.2000 |
| 4- Allen M/ 7- Henderson S/ 8- Udeh Jr. E/ 35- Allen D/ 88- Malovec T/ | 02:26 | 9-1 | 8 | 3.6986 | 4 | 1 | 0 | 3 | 1.8443 |
| 3- Donaldson T/ 5- Reneau M/ 8- Udeh Jr. E/ 35- Allen D/ 88- Malovec T/ | 02:18 | 4-2 | 2 | 1.7391 | 3 | 0 | 0 | 1 | 1.3333 |
| 5- Reneau M/ 8- Udeh Jr. E/ 10- Washington T/ 35- Allen D/ 88- Malovec T/ | 02:04 | 7-4 | 3 | 3.3871 | 1 | 0 | 0 | 2 | 1.7500 |
| 3- Donaldson T/ 4- Allen M/ 5- Reneau M/ 7- Henderson S/ 10- Washington T/ | 02:02 | 5-1 | 4 | 2.4590 | 3 | 0 | 0 | 1 | 1.6667 |
| 3- Donaldson T/ 5- Reneau M/ 7- Henderson S/ 10- Washington T/ 11- Altuntas S/ | 01:44 | 5-5 | 0 | 2.8846 | 1 | 0 | 0 | 0 | 1.5060 |
| 3- Donaldson T/ 4- Allen M/ 7- Henderson S/ 11- Altuntas S/ 35- Allen D/ | 01:43 | 5-3 | 2 | 2.9126 | 1 | 1 | 1 | 2 | 1.4535 |
| 3- Donaldson T/ 5- Reneau M/ 10- Washington T/ 11- Altuntas S/ 88- Malovec T/ | 01:24 | 5-4 | 1 | 3.5714 | 1 | 1 | 1 | 2 | 1.4535 |
| 3- Donaldson T/ 5- Reneau M/ 7- Henderson S/ 11- Altuntas S/ 35- Allen D/ | 01:21 | 3-3 | 0 | 2.2222 | 1 | 1 | 0 | 0 | 1.0417 |
| 3- Donaldson T/ 4- Allen M/ 5- Reneau M/ 7- Henderson S/ 35- Allen D/ | 01:01 | 0-3 | -3 | 0.0000 | 1 | 0 | 2 | 0 | 0.0000 |
| 3- Donaldson T/ 4- Allen M/ 11- Altuntas S/ 35- Allen D/ 88- Malovec T/ | 00:59 | 2-0 | 2 | 2.0270 | 1 | 0 | 0 | 0 | 2.0000 |
| 4- Allen M/ 7- Henderson S/ 11- Altuntas S/ 35- Allen D/ 88- Malovec T/ | 00:51 | 2-2 | 0 | 2.3529 | 1 | 0 | 0 | 0 | 1.0638 |
| 3- Donaldson T/ 4- Allen M/ 7- Henderson S/ 11- Altuntas S/ 88- Malovec T/ | 00:36 | 2-0 | 2 | 3.3333 | 2 | 0 | 1 | 1 | 1.0000 |
| 3- Donaldson T/ 4- Allen M/ 10- Washington T/ 11- Altuntas S/ 35- Allen D/ | 00:32 | 1-0 | 1 | 1.8750 | 1 | 0 | 0 | 0 | 2.2727 |
| 5- Reneau M/ 7- Henderson S/ 8- Udeh Jr. E/ 35- Allen D/ 88- Malovec T/ | 00:32 | 2-0 | 2 | 3.7500 | 1 | 0 | 0 | 0 | 4.5455 |
| 3- Donaldson T/ 4- Allen M/ 7- Henderson S/ 8- Udeh Jr. E/ 35- Allen D/ | 00:32 | 0-0 | 0 | 0.0000 | 1 | 0 | 0 | 0 | 0.0000 |
| 4- Allen M/ 5- Reneau M/ 7- Henderson S/ 35- Allen D/ 88- Malovec T/ | 00:29 | 0-2 | -2 | 0.0000 | 0 | 0 | 0 | 0 | 0.0000 |
| 3- Donaldson T/ 4- Allen M/ 5- Reneau M/ 35- Allen D/ 88- Malovec T/ | 00:22 | 2-0 | 2 | 5.2632 | 0 | 0 | 0 | 0 | 2.0000 |
| 4- Allen M/ 7- Henderson S/ 8- Udeh Jr. E/ 10- Washington T/ 35- Allen D/ | 00:22 | 3-0 | 3 | 8.1818 | 1 | 0 | 0 | 1 | 3.0000 |
| 3- Donaldson T/ 4- Allen M/ 7- Henderson S/ 10- Washington T/ 11- Altuntas S/ | 00:18 | 0-0 | 0 | 0.0000 | 0 | 0 | 0 | 0 | 0.0000 |
| 4- Allen M/ 7- Henderson S/ 10- Washington T/ 11- Altuntas S/ 35- Allen D/ | 00:00 | 0-0 | 0 | NaN | 0 | 0 | 0 | 0 | 0.0000 |
| 3- Donaldson T/ 5- Reneau M/ 11- Altuntas S/ 35- Allen D/ 88- Malovec T/ | 00:00 | 0-0 | 0 | NaN | 0 | 0 | 0 | 0 | 0.0000 |