2026-27 MEN'S BASKETBALL

MIAMI HURRICANES

GAME INFO

#1

Date: Mon., Nov. 2, 2026
Time: 6 p.m. ET
Location: Tampa, Fla.
Arena: Benchmark International Arena
Live Stats: miami.statbroadcast.com
Television: ESPN2
Radio: 560 AM/104.5 FM WQAM
Series: Florida leads, 48-24
at Miami: 17-15
at Florida: 7-29
Neutral: 0-4
Last Meeting: L, 68-82 (11/16/25)

SCHEDULE (H: 0-0, A: 0-0, N: 0-0)

DATE	OPPONENT	TV	TIME/RESULT
November			
2	vs. #1/1 Florida&	ESPN2	6 p.m.
6	**WAGNER**	**ACCN**	**9 P.M.**
9	**NORTH FLORIDA**	**ACCN**	**7 P.M.**
13	**NORTH ALABAMA**	**ACCN**	**5 P.M.**
17	**RIDER**	**ACCNX**	**7 P.M.**
20	**MANHATTAN**	**ACCN**	**5 P.M.**
24	vs. TCU^	3 p.m.	ESPNU
26	vs. Michigan/Creighton^	TBA	TBA
27	Players Era 16^	TBA	TBA
28	Players Era Championship^	TBA	TBA
December			
2	**ALABAMA+**	**ESPN**	**9:15 P.M.**
5	**STETSON**	**ACCN**	**5 P.M.**
12	vs. Texas$	ESPN	5:30 p.m.
16	**ALCORN STATE**	**ACCNX**	**7 P.M.**
21	**USC UPSTATE**	**ACCNX**	**1 P.M.**
29	**NC STATE***	**ACCN**	**8 P.M.**
January			
2	at Pitt*	ESPN/2	2 p.m.
5	at Georgia Tech*	ACCN	7 p.m.
9	**SYRACUSE***	**ACCN**	**3 P.M.**
16	**VIRGINIA***	**ESPN/2**	**6 P.M.**
19	at Louisville*	ESPN/2/U	7 p.m.
23	at Virginia Tech*	ESPN/2/U	6 p.m.
27	**CLEMSON***	**ESPN2/U**	**7 P.M.**
30	**WAKE FOREST***	**THE CW**	**12 P.M.**
February			
1	at Duke*	ESPN	7 p.m.
6	**FLORIDA STATE***	**ESPN/2**	**2 P.M.**
10	at Stanford*	ESPN2/U	9 p.m.
13	at Cal*	ESPN2	10 p.m.
20	**NOTRE DAME***	**ACCN**	**4:30 P.M.**
22	at North Carolina*	ESPN	7 p.m.
27	**PITT***	**ESPN/2**	**6/6:30 P.M.**
March			
2	**SMU***	**ESPN/2/U/ACCN**	**7 P.M.**
6	at Florida State*	ESPN/U	2 p.m.
9-13	ACC Tournament		
18-21	NCAA First and Second Rounds		
25-28	Sweet 16 & Elite Eight		
April			
3-5	Men's Final Four		

BOLD CAPS - home game
* - ACC game
& - Orion180 Tip-Off Classic (Tampa, Fla.)
^ - Players Era 16 (Las Vegas, Nev.)
+ - SEC/ACC Challenge
$ - Houston Hoopfest (Houston, Texas)
All times Eastern and subject to change.

COMMUNICATIONS

MBB Contact: Evan Roberts (evan.roberts@miami.edu)
Cell Phone: 645-216-4955

THE MATCHUP

Miami (0-0, 0-0 ACC)
Head Coach: Jai Lucas (Texas '11)
Career Record: 26-9
Record at UM: same
Record vs. UF: 0-1

-vs-

Florida (0-0, 0-0 SEC)
Head Coach: Todd Golden (Saint Mary's '08)
Career Record: 160-77
Record at UF: 103-41
Record vs. UM: 1-0

QUICK HITS

WELCOME TO THE JAI LUCAS ERA

▪ Miami quickly repositioned itself in the national spotlight in head coach Jai Lucas' first year at the helm as he led the Hurricanes to a 26-9 (13-5 ACC) record while earning the program's 13th NCAA Tournament berth.

▪ The Hurricanes improved their record by 17 games from 2024-25 (7-24) to 2025-26 (26-9), tied for the fifth-largest year-over-year improvement by any Division I team in the last 50 years.

▪ Miami shot 49.7 percent from the field last season, the best mark by any ACC team since Virginia Tech in 2017-18 (49.9%). This marked the third time in the last 30 years in which the Hurricanes led their conference in field-goal percentage (2022-23, 1998-99).

PRESEASON ALL-ACC

▪ Standouts Shelton Henderson and Malik Reneau earned Preseason All-ACC honors as the Hurricanes were picked to finish fourth in the ACC Preseason Poll.

▪ Henderson, a first team selection, emerged as one of the league's top freshmen last season, starting all 35 games while averaging 13.7 points, 4.9 rebounds and 2.1 assists. The Houston, Texas, native shot 56.7 percent from the floor, ranking third nationally among freshmen.

▪ Reneau, an All-ACC First Team selection a season ago, was named to the second team after leading the Hurricanes in scoring with 18.9 points per game while adding 6.5 rebounds.

THE NUMBERS

13	Miami made its 13th appearance in the NCAA Tournament and first since making the Final Four in 2023.
17	Miami improved its record by 17 games, tied for the fifth-largest YOY improvement in the last 50 years.
24	Miami's 24 regular seaon wins tied the school record for most in a regular season.
28	UM has won 28 of its last 30 season openers, which ranks third in the ACC behind Duke & Clemson (29).
49.7	Miami shot 49.7% from the field last year, the best mark by any ACC team since VT in 2017-18 (49.9%).

HEAD-TO-HEAD

MIAMI		UF
81.5	Points/Game	87.1
.497	Field-Goal %	.484
.349	3-Point %	.312
.683	Free-Throw %	.712
37.4	Rebounds/Game	45.1
16.2	Assists/Game	17.0
3.3	Blocks/Game	5.0
7.9	Steals/Game	6.6
71.3	Scoring Defense	71.5
.444	FG% Defense	.407
.358	3FG% Defense	.321
+7.7	Rebound Margin	+14.7
1.5	AST-TO Ratio	1.4

PROBABLE STARTERS (2025-26 STATS)

Somto Cyril
#2
C ▪ 6-11 ▪ 263

GP/GS	PPG	RPG	BPG	FG%	3FG%	FT%	MPG
33/32	9.3	5.4	2.2	.759	-	.578	21.2

▪ Voted to the SEC's All-Defensive Team while at Georgia last season
▪ Led the nation in dunks with 83

Malik Reneau
#5
F ▪ 6-9 ▪ 247

GP/GS	PPG	RPG	APG	FG%	3FG%	FT%	MPG
35/35	18.9	6.5	2.1	.540	.347	.788	29.0

▪ Scored 20+ points in 18 games, the most by a Hurricane over the last 30 seasons
▪ Led Miami in scoring in 19 games last season

Shelton Henderson
#7
F ▪ 6-6 ▪ 239

GP/GS	PPG	RPG	APG	FG%	3FG%	FT%	MPG
35/35	13.8	4.9	2.1	.567	.255	.576	31.2

▪ Closed out the season with an 18-point performance against Purdue in the NCAA Tournament
▪ Ranked third in the country in FG% among all freshmen

Dante Allen
#35
G ▪ 6-4 ▪ 225

GP/GS	PPG	RPG	APG	FG%	3FG%	FT%	MPG
30/18	6.6	2.8	2.2	.431	.321	.583	23.9

▪ Scored nine points and added five rebounds in his NCAA Tournament debut against Missouri
▪ Started in the last 16 games of the season

Acaden Lewis
#55
G ▪ 6-2 ▪ 187

GP/GS	PPG	RPG	APG	FG%	3FG%	FT%	MPG
33/33	12.2	3.0	5.3	.456	.270	.583	30.5

▪ Was one of five freshmen to average at least 10.0 points and 5.0 assists last season
▪ Became the second BIG EAST freshman to average at least 10 and 5 in the last 15 years

NUMERICAL ROSTER

#	NAME	POS.	HT.	WT.	CL.	HOMETOWN / HIGH SCHOOL / LAST SCHOOL
0	DeSean Goode	F	6-8	230	Jr.	Fairmont, W. Va. / Fork Union Military Academy / Robert Morris
1	Brent Bland	G	6-3	205	GS	Wheatley Heights, N.Y. / Half Hollow Hills West / St. Peter's
2	Somto Cyril	C	6-11	260	Jr.	Enugu, Nigeria / Overtime Elite / Georgia
3	Nick Dorn	G	6-7	225	Sr.	Charlotte, N.C. / Julius L. Chambers / Indiana
4	Marcus Allen	F	6-7	231	Jr.	Miami, Fla. / Miami Norland / Missouri
5	Malik Reneau	F	6-9	238	5Y	Miami, Fla. / Montverde Academy / Indiana
6	Robert Miller III	F	6-10	230	Jr.	Houston, Texas / Pasadena Memorial / LSU
7	Shelton Henderson	F	6-6	240	So.	Houston, Texas / Bellaire
8	Chris Birden Jr.	F	6-10	200	Fr.	New Orleans, La. / South Kent School (Conn.)
10	Egor Ryzhov	C	6-11	220	Sr.	St. Petersburg, Russia
11	Caleb Gaskins	F	6-8	219	Fr.	Melbourne, Fla. / Chris Columbus
12	Quin Berger	G	6-2	195	Sr.	Malvern, Pa. / Westtown School / Bucknell
13	L.J. Cason	G	6-2	195	Jr.	Lakeland, Fla. / Victory Christian Academy / Michigan
35	Dante Allen	G	6-4	220	So.	Miami, Fla. / Montverde Academy
55	Acaden Lewis	G	6-2	180	So.	Washington, D.C. / Sidwell Friends School / Villanova

ALPHABETICAL ROSTER

#	NAME	POS.	HT.	WT.	CL.	HOMETOWN / HIGH SCHOOL / LAST SCHOOL
35	Dante Allen	G	6-4	220	So.	Miami, Fla. / Montverde Academy
4	Marcus Allen	F	6-7	231	Jr.	Miami, Fla. / Miami Norland / Missouri
12	Quin Berger	G	6-2	195	Sr.	Malvern, Pa. / Westtown School / Bucknell
8	Chris Birden Jr.	F	6-10	200	Fr.	New Orleans, La. / South Kent School (Conn.)
1	Brent Bland	G	6-3	205	GS	Wheatley Heights, N.Y. / Half Hollow Hills West / St. Peter's
13	L.J. Cason	G	6-2	195	Jr.	Lakeland, Fla. / Victory Christian Academy / Michigan
2	Somto Cyril	C	6-11	260	Jr.	Enugu, Nigeria / Overtime Elite / Georgia
3	Nick Dorn	G	6-7	225	Sr.	Charlotte, N.C. / Julius L. Chambers / Indiana
11	Caleb Gaskins	F	6-8	219	Fr.	Melbourne, Fla. / Chris Columbus
0	DeSean Goode	F	6-8	230	Jr.	Fairmont, W. Va. / Fork Union Military Academy / Robert Morris
7	Shelton Henderson	F	6-6	240	So.	Houston, Texas / Bellaire
55	Acaden Lewis	G	6-2	180	So.	Washington, D.C. / Sidwell Friends School / Villanova
6	Robert Miller III	F	6-10	230	Jr.	Houston, Texas / Pasadena Memorial / LSU
5	Malik Reneau	F	6-9	238	5Y	Miami, Fla. / Montverde Academy / Indiana
10	Egor Ryzhov	C	6-11	220	Sr.	St. Petersburg, Russia

BASKETBALL STAFF

Head Coach: Jai Lucas (Texas '11, second season)
Associate Coach: Erik Pastrana (Florida State '08, second season)
Associate Coach: Charlton "C.Y." Young (Georgia Southern '93, second season)
Assistant Coach / Director of Player Development: Andrew Moran (Florida State '08, second season)
Assistant Coach: Russell Springmann (Salisbury State '90, second season)
Assistant Coach: Riley Welch (Kentucky, '21, second season)
Director of Athletic Performance: Zack Zillner (Kansas '11, second season)
General Manager: LJ Rose (Houston '16, second season)
Chief of Staff: Sebrina Byer (South Carolina '92, second season)
Director of Basketball Operations: Jeff Dyer (Delaware '14, 10th season, sixth as DOBO)
Video Coordinator: Luke Testani (Michigan '19, second season)
Director of Player Personnel: Courtney Brooks (second season)
Athletic Trainer: Mark Armour II (Southeastern Louisiana '07, second season)
Assistant Director, Player Development: CJ Fredrick (Kentucky '23, second season, first as ADPD)
Physical Therapist: Tommy Otley (Asbury [Ky.] '17, fifth season)
Director of Branding: Sathvik Chadive (Miami '25, second season)
Assistant Director of Basketball Administration: Camryn Brown (Miami '24, second season)

PRONUNCIATION GUIDE

NAME	FIRST	LAST
Chris **Birden** Jr.		BURDEN
Somto Cyril	SAAM-toe	SEE-rill
Jai Lucas	JAY	
Malik Reneau	Muh-LEEK	reh-NEW
Egor Ryzhov	YAY-gore	ROOSE-off

CLASS BREAKDOWN

Freshmen 2
Chris Birden Jr.
Caleb Gaskins

Sophomore 3
Dante Allen
Shelton Henderson
Acaden Lewis

Junior 5
Marcus Allen
L.J. Cason
Somto Cyril
DeSean Goode
Robert Miller III

Senior 3
Quin Berger
Nick Dorn
Egor Ryzhov

Graduate Student 1
Brent Bland

Fifth-Year 1
Malik Reneau

GEOGRAPHIC BREAKDOWN

Florida 5
Dante Allen
Marcus Allen
L.J. Cason
Caleb Gaskins
Malik Reneau

Louisiana 1
Chris Birden Jr.

New York 1
Brent Bland

Nigeria 1
Somto Cyril

North Carolina 1
Nick Dorn

Pennsylvania 1
Quin Berger

Russia 1
Egor Ryzhov

Texas 2
Shelton Henderson
Robert Miller III

Washington, D.C. 1
Acaden Lewis

West Virginia 1
DeSean Goode

QUICK FACTS

UNIVERSITY INFORMATION

Location	Coral Gables, Fla.
Enrollment	19,852
Founded	1925
Nickname	Hurricanes
Colors	Orange, Green and White
President	Joe Echevarria
Co-Interim Athletics Directors	Brian Baptiste / Rachelle Paul
Faculty Athletics Representative	Dr. Helen Bramlett
Conference	Atlantic Coast
Arena / Capacity	Watsco Center / 7,972
Ticket Office Phone	1-800-GO-CANES
Website	MiamiHurricanes.com
Mailing Address	5821 San Amaro Drive, Coral Gables, FL 33146

COACHING STAFF

Head Coach	Jai Lucas (Texas, 2011)
Record at Miami	26-9, 13-5 ACC (2nd season)
Career Record	26-9 (2nd season)
Associate Coach	Erik Pastrana (2nd season)
Associate Coach	Charlton "C.Y." Young (2nd season)
Asst Coach / Dir of Player Development	Andrew Moran (2nd season)
Assistant Coach	Russell Springmann (2nd season)
Assistant Coach	Riley Welch (2nd season)
Director of Athletic Performance	Zack Zillner (2nd season)
General Manager	LJ Rose (2nd season)
Chief of Staff	Sebrina Beyer (2nd season)
Dir of Basketball Ops	Jeff Dyer (10th season)
Video Coordinator	Luke Testani (2nd season)
Director of Player Personnel	Courtney Brooks (2nd season)
Athletic Trainer	Mark Armour II (2nd season)
Asst Dir, Player Development	CJ Fredrick (2nd season)
Physical Therapist	Tommy Otley (fifth season)
Director of Branding	Sathvik Chadive (2nd season)
Asst Dir of Basketball Admin	Camryn Brown (2nd season)

PROGRAM INFORMATION

PROGRAM HISTORY

First Year of Basketball	1926-27 (no team from 1971-85)
All-Time Record	1,151-867 (.570) (74 seasons)
All-Time ACC Record	185-206 (.473) (22 seasons)
ACC Regular Season Championships	2 / 2013, 2023
ACC Tournament Championships	1 / 2013
NCAA Tournament Appearances	13
1960, '98, '99, 2000, '02, '08, '13, '16, '17, '18, '22, '23, '26	
Final Four Appearances	1 / 2023
All-Time Record in NCAA Tournament	15-13
Last NCAA Postseason Finish	2026 Second Round
NIT Appearances	12
1961, '63, '64, '95, '97, '01, '05, '06, '09, '11, '12, '15	
All-Time Record in NIT	11-12
Last NIT Finish	2015 Runner-Up

TEAM INFORMATION

2025-26 Overall Record	26-9 (15-3 H, 8-2 A, 3-4 N)
ACC Record / Finish	13-5 / 3rd
Letter Winners Returning / Lost	4 / 9
Starters Returning / Lost	3 / 2
Newcomers	11

SETTING THE SCENE

- Monday's season opener marks the 73rd meeting between the two in-state foes as Florida leads the series 48-24.
- The Hurricanes are looking for their first over the Gators since Dec. 8, 2015, a 66-55 victory in Coral Gables.
- Miami has won 28 of its last 30 season openers – the only current ACC teams with more in that span (since 1996-97) are Clemson and Duke (29 apiece).

MIAMI AGAINST THE NO. 1 TEAM

- The Hurricanes hold a 1-8 ledger against teams ranked No. 1 in the Associated Press Poll with Miami's lone win coming against Duke on Jan. 23, 2013.
- The Canes defeated the Blue Devils, 90-63, which marked the third-largest victory over a No. 1 team in poll history and the widest such margin since 1968.
- Miami's highest-ranked opponent defeated at neutral site came against Houston in the 2023 Sweet Sixteen in which the Cougars were ranked No. 2 the AP Poll and No. 1 in the Coaches Poll.

JAI'S SECOND ACT

- In his first season at Miami, Jai Lucas engineered a historic turnaround, guiding the Hurricanes to a 26-9 record, including a 13-5 mark in ACC play.
- Miami's 17-game improvement from 2024-25 to 2025-26 tied for the fifth-largest year-over-year improvement by any Division I team in the last 50 years.
- Lucas was named the Joe B. Hall National Coach of the Year and the Clarence "Big House" Gaines Coach of the Year following his debut campaign.
- The Hurricanes tied the school record with 24 regular-season victories, earned the No. 3 seed in the ACC Tournament and advanced to the second round of the NCAA Tournament as a No. 7 seed.
- Lucas became the fastest first-time ACC head coach to reach 20 wins since Bill Guthridge in 1997-98, accomplishing the feat in just 25 games. Miami also went 15-3 at the Watsco Center, recording the second-most home wins in program history.

RENEAU'D HIS SCORING

- Returning for his fifth collegiate season, Malik Reneau earned First Team All-ACC honors in 2025-26 after leading Miami with 18.9 points per game while adding 6.5 rebounds and shooting 54.0 percent from the field.
- The Preseason All-ACC Second Team selection had 18 games with at least 20 points last season, fourth most in the ACC and the most by a Miami player in a single season over the last 30 years. Reneau had reached that mark in only 10 games over his three years at Indiana (2022-23 to 2024-25).
- Reneau recorded nine double-doubles, including six performances with at least 20 points and 10 rebounds.
- The Miami native started all 35 games and scored a season-high 28 points against Pitt. He added 24 points in the Hurricanes' NCAA Tournament victory over Missouri.
- Reneau became the fifth Hurricane to earn First Team All-ACC honors, joining Jack McClinton (2008, 2009), Shane Larkin (2013), Kameron McGusty (2022) and Isaiah Wong (2023).

ACADEN'S ASCENSION

- Acaden Lewis arrives at Miami following a standout freshman campaign at Villanova, where he earned Second Team All-BIG EAST honors and was a unanimous selection to the BIG EAST All-Freshman Team.
- Lewis averaged 12.2 points, 5.3 assists and 1.9 steals per game while establishing Villanova freshman records with 176 assists and 63 steals.
- He was one of five DI players that averaged at least 10.0 points and 5.0 assists as a freshman last year (Darius Acuff Jr., Christian Bliss, Kingston Flemings, Joel Foxwell).
- Additionally, he was just the second BIG EAST freshman to put up those numbers within the last 15 years (Georgetown's James Akinjo in 2018-19).
- The Washington, D.C., native became the first Villanova player since 1998-99 to average at least five assists per game in a season.
- He recorded seven 20-point performances and dished out a season-high 12 assists against Xavier.

SOMTO'S NO-FLY ZONE

- Somto Cyril joins Miami after earning SEC All-Defensive Team honors at Georgia, where he averaged 9.3 points, 5.4 rebounds and 2.2 blocks per game in 2025-26.
- The 6-foot-11 center led the SEC and ranked 13th nationally in blocks per game and recorded eight blocks against Arkansas, the most by an SEC player in a conference game last season.
- Cyril set Georgia's single-season record for field goal percentage, connecting on 75.9 percent (120-of-158) shots from the field to shatter the previous mark (64.3) by 11.6 percent.
- The Kareem Abdul-Jabbar Center of the Year Watch List honoree led the nation with 83 dunks a year ago.

SHELTON 2.0

- Shelton Henderson returns for his sophomore campaign after starting all 35 games as a freshman and averaging 13.7 points, 4.9 rebounds and 2.1 assists per game.
- The Preseason All-ACC First Team selection shot 56.7 percent from the field, ranking third nationally among freshmen.
- The Houston native tied Miami's freshman single-game scoring record with 30 points against FIU, shooting 10-of-12 from the field and 10-of-11 at the free-throw line.
- Henderson scored 18 points on 9-of-11 shooting against Purdue in the second round NCAA Tournament and became the first Miami freshman since at least 1996-97 to record 18 points, nine rebounds and five assists in a game, accomplishing the feat at Ole Miss.
- A Houston native that attended the same high school as Coach Jai Lucas (Bellaire), Henderson was named the Houston Chronicle All-Great Houston Player of the Year.
- Henderson is the nephew of Pro Football Hall of Famer Eric Dickerson and his grandfather, Elmer Seals, and cousin, Ricky Seals-Jones, also played in the NFL.

DANTE'S INFERNO

- Dante Allen returns for his sophomore season after appearing in 30 games with 18 starts, including starts in Miami's final 16 contests of 2025-26.
- The Miami native averaged 6.6 points, 2.8 rebounds, 2.2 assists and 1.0 steals per game while shooting 43.1 percent from the field.
- Allen scored a season-high 14 points against Elon, dished out a season-high five assists against Georgetown and recorded 12 points and seven rebounds against Bethune-Cookman. He added nine points and five rebounds in Miami's NCAA Tournament victory over Missouri.
- His father, Malik Allen, played 10 seasons in the NBA and currently serves as an assistant coach with the Miami Heat.

ALL GAS(KINS), NO BRAKES

- . Five-star freshman Caleb Gaskins arrives at Miami as the second-highest-rated recruit in program history according to the 247Sports Composite rankings.
- A McDonald's High School All-American, Gaskins helped lead Christopher Columbus High School to its fifth consecutive state championship in 2026.
- The 6-foot-8 forward represented Team USA at the 2026 Nike Hoop Summit and averaged 20.0 points and 10.2 rebounds per game at the 2025 Nike Peach Jam.

NEW FACES, SAME U

- DeSean Goode (Robert Morris): The reigning Horizon League Player of the Year totaled 503 points and 287 rebounds in 2025-26, averaging 15.2 points and 8.7 rebounds while shooting 62.9 percent from the field. He recorded 11 double-doubles.
- Brent Bland (Saint Peter's): A First Team All-MAAC selection, Bland averaged 13.9 points, 5.0 rebounds and 2.0 steals per game. He connected on 79 three-pointers while shooting 36.9 percent from beyond the arc.
- Nick Dorn (Indiana): The 6-foot-7 guard averaged 8.1 points and knocked down 60 three-pointers at a 38.0-percent clip last season. He previously averaged 15.2 points per game at Elon in 2024-25.
- Robert Miller III (LSU): The 6-foot-10 forward

ACC STANDINGS

		ACC	ACC %	Overall	Overall %	Streak
1.	Duke	17-1	.944	35-3	.921	L1
2.	Virginia	15-3	.833	30-6	.833	L1
3.	**Miami**	**13-5**	**.722**	**26-9**	**.743**	**L1**
4.	North Carolina	12-6	.667	24-9	.727	L3
5.	Clemson	12-6	.667	24-11	.686	L2
6.	Louisville	11-7	.611	24-11	.686	L1
7.	NC State	10-8	.556	20-14	.588	L2
8.	Florida State	10-8	.556	18-15	.545	L1
9.	California	9-9	.500	22-12	.647	L1
10.	Stanford	9-9	.500	20-13	.606	L2
11.	Virginia Tech	8-10	.444	19-13	.594	L2
12.	SMU	8-10	.444	20-14	.588	L2
13.	Wake Forest	7-11	.389	18-17	.514	L1
14.	Syracuse	6-12	.333	15-17	.469	L6
15.	Pitt	5-13	.278	13-20	.394	L1
16.	Notre Dame	4-14	.222	13-18	.419	L2
17.	Boston College	4-14	.222	11-20	.355	W1
18.	Georgia Tech	2-16	.111	11-20	.355	L12

THE POLLS

Associated Press

Rk.	Team (No. 1 votes)	Rec.	Pts.
1	Florida (47)	0-0	1461
2	Duke (10)	0-0	1411
3	Illinois (2)	0-0	1342
4	UConn	0-0	1241
5	Arizona	0-0	1214
6	Michigan State	0-0	1203
7	Texas	0-0	1040
8	Tennessee	0-0	932
9	Virginia	0-0	874
10	Houston	0-0	829
11	Louisville	0-0	822
12	Arkansas	0-0	760
13	St. John's	0-0	669
14	**MIAMI**	**0-0**	**650**
15	Gonzaga	0-0	637
16	Michigan	0-0	605
17	Kansas	0-0	504
18	Iowa State	0-0	475
19	Texas Tech	0-0	466
20	Alabama	0-0	374
21	USC	0-0	306
22	UCLA	0-0	250
23	Kentucky	0-0	243
24	Vanderbilt	0-0	241
25	BYU	0-0	179

Others receiving votes: Missouri 167, Nebraska 70, Purdue 53, Ohio State 39, North Carolina 20, TCU 17, Saint Louis 13, VCU 12, Iowa 12, Virginia Tech 10, Indiana 8, Texas A&M 6, Villanova 6, Auburn 4, Marquette 3, Nevada 2, Grand Canyon 2, Utah State 2, Santa Clara 1

USA Today Coaches Poll

Rk.	Team (No. 1 votes)	Rec.	Pts.
1	Florida (20)	0-0	732
2	Duke (8)	0-0	725
3	Illinois (2)	0-0	683
4	Arizona	0-0	634
5	UConn	0-0	612
6	Michigan State	0-0	570
7	Texas	0-0	527
8	Houston	0-0	486
9	Tennessee	0-0	436
10	Virginia	0-0	409
11	Louisville	0-0	369
12	Gonzaga	0-0	361
13	Arkansas	0-0	345
14	St. John's	0-0	316
14	Iowa State	0-0	316
16	Texas Tech	0-0	314
17	**MIAMI**	**0-0**	**292**
18	Kansas	0-0	286
18	Alabama	0-0	286
20	Michigan	0-0	219
21	Vanderbilt	0-0	164
22	USC	0-0	103
23	Kentucky	0-0	100
24	Purdue	0-0	83
25	BYU	0-0	76

Others receiving votes: Nebraska 66, UCLA 64, Missouri 60, Ohio State 31, North Carolina 24, Texas A&M 19, Villanova 14, Indiana 9, Wisconsin 5, Cincinnati 4, Saint Louis 4, West Virginia 2, Creighton 2, Maryland 1, Auburn 1

*updated 10/19/26

averaged 6.1 points, 3.9 rebounds and 1.4 blocks per game last season while shooting 65.7 percent from the field.

▪ Egor Ryzhov (BC Enisey): The 6-foot-11 international addition averaged 11.7 points and 5.9 rebounds while shooting 55.5 percent from the field in 41 games in the VTB United League last season.

▪ L.J. Cason (Michigan): A member of Michigan's 2026 national championship team, Cason averaged 8.4 points and 2.4 assists while shooting 40.2 percent from three-point range in 28 appearances before suffering a season-ending injury.

▪ Quin Berger (Bucknell): The veteran guard appeared in 30 games last season, averaging 3.1 points and 1.4 rebounds. He scored a career-high 18 points on six made three-pointers against Akron.

IN GOODE COMPANY

▪ DeSean Goode was among a select group of Division I underclassmen to record at least 500 points and 250 rebounds in 2025-26, joining Cameron Boozer (Duke), Morez Johnson Jr. (Michigan), Hannes Steinbach (Washington) and Matas Vokietaitis (Texas).

UNDERCLASSMEN WITH 500+ PTS & 250+ REBS

	PTS	REBS
Cameron Boozer	855	389
DESEAN GOODE	**503**	**287**
Morez Johnson	524	293
Hannes Steinbach	556	353
Matas Vokietaitis	560	254

STARTING LINEUPS

Date	Opponent	1	2	3	4	5
11/2	vs. Florida					
11/6	Wagner					
11/9	North Florida					
11/13	North Alabama					
11/17	Rider					
11/20	Manhattan					
11/24	vs. TCU					
12/2	Alabama					
12/5	Stetson					
12/12	vs. Texas					
12/16	Alcorn State					
12/21	USC Upstate					
12/29	NC State					
1/2	at Pitt					
1/5	at Georgia Tech					
1/9	Syracuse					
1/16	Virginia					
1/19	at Louisville					
1/23	at Virginia Tech					
1/27	Clemson					
1/30	Wake Forest					
2/1	at Duke					
2/6	Florida State					
2/10	at Stanford					
2/13	at Cal					
2/20	Notre Dame					
2/22	at North Carolina					
2/27	Pitt					
3/2	SMU					
3/6	at Florida State					

RANKING TRACKER

MIAMI BY WEEK

Date	*AP*	*Coaches*	*NET*
PRE	14	17	-

AWARD TRACKER

Somto Cyril
Kareem Abdul-Jabbar Award Watch List

Shelton Henderson
Preseason All-ACC First Team
Julius Erving Award Watch List

Acaden Lewis
Bob Cousy Award Watch List

Malik Reneau
Preseason All-ACC Second Team
Karl Malone Award Watch List

RECORD WHEN

Record	All	ACC
All games	0-0	0-0
Home	0-0	0-0
Away	0-0	0-0
Neutral	0-0	0-0
November	0-0	0-0
December	0-0	0-0
January	0-0	0-0
February	0-0	0-0
March	0-0	0-0
April	0-0	0-0
vs. Top-10 opponents	0-0	0-0
vs. Top-25 (includes top-10)	0-0	0-0
vs. RV opponents	0-0	0-0
vs. Teams over .500 on gameday	0-0	0-0
vs. Teams under .500 on gameday	0-0	0-0
vs. Teams at .500 on gameday	0-0	0-0
While UM in Top 10	0-0	0-0
While UM in Top 25 (includes top 10)	0-0	0-0
While UM is RV (only)	0-0	0-0
In Top-25 matchups	0-0	0-0
In Top-10 matchups	0-0	0-0

~Note: above rankings records include teams that were top-25/top-10/RV in either poll, with precedence given to the team's higher ranking

~Note: 0-0 teams playing their first game are considered .500 on this list

Leading at halftime	0-0	0-0
Trailing at halftime	0-0	0-0
Tied at halftime	0-0	0-0
In overtime games	0-0	0-0
Single overtime	0-0	0-0
Double overtime	0-0	0-0
Leading w/2:00 left in regulation	0-0	0-0
Trailing w/2:00 left in regulation	0-0	0-0
Tied w/2:00 left in regulation	0-0	0-0
UM shoots 50% or better from field	0-0	0-0
UM shoots 40-49.9% from field	0-0	0-0
UM shoots under 40% from field	0-0	0-0
Opp. shoots 50% or better from field	0-0	0-0
Opp. shoots 40-49.9% from field	0-0	0-0
Opp. shoots under 40% from field	0-0	0-0
UM shoots 70% or better from line	0-0	0-0
UM shoots under 70% from line	0-0	0-0
UM makes more 3-point FGs	0-0	0-0
UM makes fewer 3-point FGs	0-0	0-0
3-point FGs are even	0-0	0-0
4+ Canes in double figures	0-0	0-0
3 Canes in double figures	0-0	0-0
2 or fewer Canes in double figures	0-0	0-0
Outrebounding opponent	0-0	0-0
Opponent outrebounds UM	0-0	0-0
Tied in rebounds	0-0	0-0
UM records 10 or more steals	0-0	0-0
UM records fewer than 10 steals	0-0	0-0
UM records 15 or more assists	0-0	0-0
UM records fewer than 15 assists	0-0	0-0
UM commits fewer than 15 turnovers	0-0	0-0
UM commits 15 or more turnovers	0-0	0-0
UM commits fewer turnovers than opp.	0-0	0-0
UM commits more turnovers than opp.	0-0	0-0
Tied in turnovers	0-0	0-0
Games decided by 3 points or fewer	0-0	0-0
Games decided by 4-9 points	0-0	0-0
Games decided by 10-19 points	0-0	0-0
Games decided by 20-29 points	0-0	0-0
Games decided by 30-39 points	0-0	0-0
Games decided by 40+ points	0-0	0-0
Playing in morning	0-0	0-0
Playing in afternoon (12-4:59 p.m.)	0-0	0-0
Playing in evening (5 p.m. or later)	0-0	0-0

~Note: above game times are based off local time at game location

UM scores 49 points or fewer	0-0	0-0
UM scores 50-59 points	0-0	0-0
UM scores 60-69 points	0-0	0-0
UM scores 70-79 points	0-0	0-0
UM scores 80-89 points	0-0	0-0
UM scores 90-99 points	0-0	0-0
UM scores 100 or more points	0-0	0-0
Opponent scores 39 points or fewer	0-0	0-0
Opponent scores 40-49 points	0-0	0-0
Opponent scores 50-59 points	0-0	0-0
Opponent scores 60-69 points	0-0	0-0
Opponent scores 70-79 points	0-0	0-0
Opponent scores 80-89 points	0-0	0-0
Opponent scores 90-99 points	0-0	0-0
Opponent scores 100 or more points	0-0	0-0

last time it happened

TEAM

Team Scored 100+ Points
Miami ..... 105, vs. UNF, 12/21/25
Opp. ..... 117, vs. SMU, 1/18/25

Team Scored 90-99 Points
Miami ..... 91, vs. Georgia Tech, 1/10/26
Opp. ..... 92, vs. Louisville, 3/7/25

Team Scored 50 Points in a Half
Miami ..... 54, second half, vs. UNF, 12/21/25
Opp. ..... 50, second half, vs. No. 2/2 Duke, 2/25/25

Team Shot 50 Percent in Both Halves
Miami ..... .552 (16-29) / .577 (15-26), vs. Louisville, 3/7/26
Opp. ..... .621 (18-29) / .600 (15-25), vs. Louisville, 3/7/26

Team Shot 60 Percent in a Half
Miami ..... .640 (16-25), second half, at Boston College 2/7/26
Opp. ..... .607 (17-28), second half, vs. No. 10/11 Virginia, 3/13/26

Team Shot 60 Percent in Both Halves
Miami ..... .714 (20-28) / .625 (15-24), vs. Presbyterian, 12/15/24
Opp. ..... .621 (18-29) / .600 (15-25), vs. Louisville, 3/7/26

Team Shot 70 Percent in a Half
Miami ..... .731 (19-26), first half, vs. Bethune-Cookman, 11/6/25
Opp. ..... .700 (14-20), second half, at No. 14/14 Virginia, 2/21/26

Team Shot 60 Percent in a Game
Miami ..... .611 (33-54), at Syracuse, 1/24/26
Opp. ..... .611 (33-54), vs. Louisville, 3/7/26

Team Shot Under 30 Percent in a Game
Miami ..... .286 (14-49), at Virginia, 2/5/24
Opp. ..... .259 (14-54), vs. Delaware State, 11/23/25

Team Shot 60 Percent on 3-Pointers in a Game
Miami ..... .600 (6-10), vs. Georgetown, 11/28/25
Opp. ..... .600 (15-25), vs. No. 2/2 Duke, 2/25/25

Team Won by 50+ Points
Miami ..... 56, vs. Delaware State (97-41), 11/23/25
Opp. ..... 53, vs. Notre Dame (126-73), 2/22/86

Team won by 40-49 Points
Miami ..... 41, vs. Stetson (102-61), 11/10/25
Opp. ..... 43, vs. SMU, 1/18/25

Team Won by 30-39 Points
Miami ..... 38, vs. UNF, 12/21/25
Opp. ..... 37, vs. No. 2/2 Duke, 2/25/25

Overtime
Miami won in overtime ..... 71-69 (OT), vs. Boston College in ACC Tournament, 3/10/22
Miami lost in overtime ..... 78-74 (OT), vs. Mount St. Mary's, 12/21/24

Rankings
Miami defeated a ranked opponent ..... 78-73, vs. No. 24/24 Louisville, 3/12/26
Miami lost to a ranked opponent ..... 84-63, vs. No. 10/11 Virginia, 3/13/26
Miami defeated a top-10 opponent ..... 88-81, vs. No. 5/7 Texas in NCAA Tournament, 3/26/23
Miami lost to a top-10 opponent ..... 84-63, vs. No. 10/11 Virginia, 3/13/26
Miami defeated a top-five opponent ..... 88-81, vs. No. 5/7 Texas in NCAA Tournament, 3/26/23
Miami lost to a top-five opponent ..... 89-54, at No. 3/3 Duke, 1/14/25

Comebacks
Miami won when down 10+ points ..... 76-69 (down 13), vs. Pitt, 12/30/25
Miami lost when up 10+ points ..... 86-83 (up 11), at No. 14/14 Virginia, 2/21/26
Miami won when down 15+ points ..... 80-73 (down 16), vs. NC State, 12/10/22
Miami lost when up 15+ points ..... 78-68 (up 19), at Boston College, 1/1/25
Miami won when down 20+ points ..... 58-54 (down 20), vs. Purdue, 12/8/20
Miami lost when up 20+ points ..... 85-84 (up 25), vs. Florida State, 2/25/23
Miami lost when up 25+ points ..... 85-84 (up 25), vs. Florida State, 2/25/23
Miami won when down at halftime ..... 67-66 (down 6), vs. Virginia Tech, 2/17/26
Miami lost when up at halftime ..... 86-83 (up 11), at No. 14/14 Virginia, 2/21/26
Miami won when down 10+ at halftime ..... 63-57 (down 11), vs. Notre Dame, 2/1/25
Miami lost when up 10+ at halftime ..... 78-74 (up 10), vs. Mount St. Mary's, 12/21/24
Miami won when down 15+ at halftime ..... 58-54 (down 18), vs. Purdue, 12/8/20
Miami lost when up 15+ at halftime ..... 85-84 (up 23), vs. Florida State, 2/25/23
Miami lost when up 20+ at halftime ..... 85-84 (up 23), vs. Florida State, 2/25/23

INDIVIDUAL

Player Scored 40+ Points
Miami ..... Darius Rice (43), vs. Connecticut, 1/20/03
Opp. ..... RJ Davis (42), at North Carolina, 2/26/24

Player Scored 35+ Points
Miami ..... Isaiah Wong (36), vs. Cornell, 12/7/22
Opp. ..... Xavier Rathan-Mayes (35), vs. Florida State, 2/25/15

Player Scored 30+ Points
Miami ..... Tre Donaldson (32), vs. Virginia Tech, 2/17/26
Opp. ..... Lance Terry (31), at Georgia Tech, 3/4/25

Two Players (not 2+) Scored 20 Points
Miami ..... Malik Reneau (23), Tre Donaldson (21), at Florida State, 2/24/26
Opp. ..... Lance Terry (31), Baye Ndongo (22), at Georgia Tech, 3/4/25

Three Players Scored 20+ Points
Miami ..... Matthew Cleveland (24), Brandon Johnson (22), Lynn Kidd (20), vs. Presbyterian, 12/15/24
Opp. ..... RJ Johnson (23), Thompson Camara (21), Taje' Kelly (20), vs. Charleston Southern, 11/30/24

Player Scored 20+ Points in a Half
Miami ..... Tre Donaldson (24), second half, vs. Virginia Tech, 2/17/26
Opp. ..... Josh Cohen (20), second half, vs. St. Francis (PA), 12/17/22

Five (not 5+) Players Scored in Double Figures
Miami ..... Donaldson (17), Washington (15), Reneau (14), Dovrat (12), Henderson (11), at SMU, 3/4/26
Opp. ..... Oneyenso (17), Lewis (16), De Ridder (16), Thomas (15), Mallory (12), vs. No. 10/11 Virginia, 3/13/26

Six (not 6+) Players Scored in Double Figures
Miami . Donaldson (21), Henderson (20), Reneau (19), Washington (11), Malovec (11), Altuntas (10), vs. UNF, 12/21/25
Opp. ..... White (17), Lewis (15), De Ridder (14), Grunloh (12), Mallory (12), Thomas (10), at No. 14/14 Virginia, 2/21/26

Seven+ Players Scored in Double Figures
Miami ..... McClellan (18), Newton (15), Palmer (14), Izundu (11), Rodriguez (11), Cruz Uceda (10), Lawrence II (10), vs. Mississippi State, 11/19/15

Player Grabbed 15+ Rebounds
Miami ..... Ernest Udeh Jr. (17), at No. 22/21 Clemson, 1/17/26
Opp. ..... Khaman Maluach (15), at No. 3/3 Duke, 1/14/25

Player Grabbed 20+ Rebounds
Miami ..... Reggie Johnson (20), vs. Florida Atlantic, 3/16/11
Opp. ..... Kelly Wise (21), vs. Memphis, 12/21/00

Two Players Grabbed 10+ Rebounds
Miami ..... Malik Reneau (11) & Ernest Udeh Jr. (10), at SMU, 3/4/26
Opp. ..... Alex Condon (10) & Rueben Chinyelu (10), vs. No. 10/10 Florida, 11/16/25

Three Players Grabbed 10+ Rebounds
Miami ..... Mark Richardson (11), Eric Brown (10), Joe Wylie (10) vs. FIU, 3/6/89
Opp. ..... Matt Harpring (12), Dion Glover (10), Michael Maddox (10), Georgia Tech, 12/27/97

Player Had 10+ Assists
Miami ..... Tre Donaldson (10), vs. Georgia Tech, 1/10/26
Opp. ..... Lamar Washington (12), vs. Georgia Tech, 1/10/26

Player Had 10+ Blocks
Miami ..... Anthony King (10), vs. Florida Atlantic, 11/29/04
Opp. ..... Zakai Zeigler (10), vs. No. 1/1 Tennessee, 12/10/24

Player Had 5+ Blocks
Miami ..... Tonye Jekiri (5), vs. Northeastern, 11/27/15
Opp. ..... Johann Grunloh (5), at No. 14/14 Virginia, 2/21/26

Player Had 5+ Steals
Miami ..... Tru Washington (6), vs. Boston College, 2/28/26
Opp. ..... KJ Lewis (5), vs. Georgetown, 11/28/25

Player Had a Double-Double
Miami ..... Malik Reneau (14 pts, 11 reb), at SMU, 3/4/26
Opp. ..... Boden Kapke (18 pts, 11 reb), at Boston College, 2/7/26

Player Had a Triple-Double
Miami ..... Bruce Brown, Jr. (10 pts, 11 reb, 10 ast), vs. Gardner-Webb, 11/10/17
Opp. ..... Brendan Haywood (18 pts, 14 reb, 10 blk), North Carolina, 12/4/00

Two Players Had Double-Doubles
Miami ..... Malik Reneau (16 pts, 10 reb) & Ernest Udeh Jr. (15 pts, 10 reb), vs. No. 11 North Carolina, 2/10/26
Opp. ..... Alex Condon (19 pts, 10 reb) & Rueben Chinyelu (16 pts, 10 reb), vs. No. 10/10 Florida, 11/16/25

Three Players Had Double-Doubles
Miami ..... Reneau (22 pts, 10 reb), Donaldson (18 pts, 11 ast) & Udeh Jr. (14 pts, 15 reb), vs. ULM, 12/13/25

Hit Last-Second Shot to Win
Miami ..... Jordan Miller, vs. Boston College, fast-break layup at the buzzer off a 50-foot pass, 71-69 (OT), 3/10/22
Opp. ..... Quadir Copeland, 3-pointer at the buzzer, 72-69, at Syracuse, 1/20/24

MIAMI FRESHMAN

Scored 30 Points:
Shelton Henderson (30), vs. FIU, 12/16/25

Scored 20+ Points:
Shelton Henderson (30), vs. FIU, 12/16/25

Perfect from Field (5+ att):
Reggie Johnson (RS), 8-of-8, vs. Wake Forest, 3/11/10

Perfect from 3-Pt (3+ att):
Anthony Lawrence II, 4-of-4, vs. Notre Dame, 2/3/16

Perfect from FT Line (5+ att):
Isaiah Wong, 14-of-14, at Virginia Tech, 2/19/20

10+ Rebounds:
Divine Ugochukwu, 10, vs. No. 2/2 Duke, 2/25/25

10+ Assists:
Bruce Brown, Jr., 10, vs. South Carolina State, 12/6/16

5-9 Assists:
Shelton Henderson, 5, at Ole Miss, 12/2/25

5+ Steals:
Earl Timberlake, 5, vs. North Carolina, 1/5/21

4+ Blocks:
Raphael Akpejiori, 4, vs. McNeese State, 11/24/10

Double-Double:
Salih Altuntas (13 pts, 11 reb), vs. Delaware State, 11/23/25

Triple-Double:
Bruce Brown Jr. (11 pts, 11 reb, 10 ast), vs. SC State, 12/6/16



HEAD COACH JAI LUCAS

Second Season At Miami | 13th Season Overall | Texas, 2011

Career Record: 26-9 | UM Record: 26-9 | ACC Record: 13-5

Jai Lucas was named the 14th head coach of the University of Miami men's basketball program on March 6, 2025, and is in his second season at the helm.

In his first season, Lucas led one of the most remarkable turnarounds in college basketball as he guided the Hurricanes to a 26-9 record and a No. 3 seed in the ACC Tournament following a 13-5 mark in league play. Miami's 19-win improvement from the previous season tied the NCAA record for largest turnaround.

The Hurricanes finished the regular season with 24 wins, matching a program record, and posted 15 victories at the Watsco Center, the second-most in school history.

Lucas also became the fastest first-time head coach in the ACC to reach 20 wins since Bill Guthridge (North Carolina, 1997-98) and led Miami to its 13th NCAA Tournament appearance in program history.

Lucas took over the reins of the Miami men's basketball program after spending the past three seasons at Duke, where he served as assistant coach for one campaign before being elevated to associate head coach in 2023.

One of the nation's most respected assistant coaches and recruiters, Lucas has spent 12 overall seasons on the staffs at Duke, Kentucky and Texas, helping those programs to seven NCAA Tournament appearances.

While at Duke, Lucas played a pivotal role in helping the Blue Devils secure the nation's top recruiting class in both 2024 and 2025. As associate head coach, he served as the program's defensive coordinator. The Blue Devils finished the 2024-25 season ranked seventh in the nation in scoring defense (62.8 points per game) and fourth nationally in field goal percentage defense (38.4). KenPom rated Duke as the fifth-best defense in the country with an adjusted defense efficiency rating of 90.8.

In 2023-24, Duke's defense held opponents to 66.3 points per game, which ranked 28th nationally and second in the ACC, while the team posted records of 27-9 overall and 15-5 in conference to advance to the NCAA Elite Eight. In Lucas' first season in Durham, the Blue Devils yielded just 63.6 points per game, a .406 field goal percentage and .305 three-point percentage – each top 30 nationally and each top two in the ACC, en route to capturing the ACC Tournament championship.

Before arriving in Durham, Lucas was on staff at Kentucky for two seasons, joining the Wildcats as recruiting coordinator in August 2020 before a promotion to assistant coach/recruiting coordinator for the 2020-21 season. In two seasons in Lexington, he helped UK sign five players who played in either the McDonald's All-American or Jordan Brand Classic games and was instrumental in landing three student-athletes ranked in ESPN 100's class of 2021 rankings and two in the 2002 class.

Lucas began his coaching career at his alma mater Texas, where he spent seven seasons on staff. The Houston native began as a special assistant with the program from 2013-15 before serving as director of basketball operations in the 2015-16 season. He was promoted to assistant coach in June 2016 and, in his first year, helped the Longhorns win 20 games and earn a spot in the NCAA Tournament.

In his first two recruiting cycles as an assistant coach, Lucas helped the Longhorns ink two Top-10 signing classes. The 2017 class was rated No. 5 nationally by Rivals while the 2018 class was tapped No. 8 in the country by ESPN and 247Sports. His debut season as an assistant also helped spark a three-year streak in which a Texas freshman was selected in the first round of the NBA Draft — Jarrett Allen (No. 22 to Brooklyn in 2017), Mohamed Bamba (No. 6 to Orlando in 2018) and Jaxson Hayes (No. 8 to Atlanta in 2019). was named before going No. 8 overall in 2019. The selection of Hayes — the Big 12 Freshman of the Year – meant Texas joined Duke and Kentucky as the only programs with a lottery pick in consecutive drafts.

Lucas played two seasons at Texas, helping the Longhorns earn back-to-back NCAA Tournament bids. He played at Florida as a freshman in 2007-08 and was named to the SEC All-Freshman Team. Lucas later spent three seasons in the professional ranks, including one in Latvia with BK Valmiera of the Baltic Basketball League (2011-12) and two in the NBA Development League with the Idaho Stampede (2012-13) and Canton Charge (2013).

Lucas was a McDonald's All-American, a Jordan Brand Classic selection and a Parade All-America Second Team honoree as a senior at Bellaire (TX) High School in the Houston area. He started for three seasons and was a three-time District Player of the Year while leading Bellaire to three consecutive district titles.

Lucas graduated from Texas in 2011 with a degree in corporate communication. He and his wife Kori have two sons, Jaxin and Kalib, and he has a son, Xavier. His father, John II, is a former head coach of the San Antonio Spurs, Philadelphia 76ers and Cleveland Cavaliers who most recently served as an assistant coach for the Houston Rockets. The elder Lucas played 14 seasons in the NBA after earning All-America honors in both basketball and tennis at Maryland.



LUCAS'S CAREER

2013-15	Texas Speical Assistant
2015-16	Texas Director of Operations
2016-20	Texas Assistant Coach
2020-22	Kentucky Assistant Coach
2022-25	Duke Assistant Coach
2025-pres.	Miami Head Coach

EDUCATION

Texas, 2011 (B.A. Corporate Communication)

NCAA APPEARANCES

2014 - Texas (Round of 32)
2015 - Texas
2016 - Texas
2018 - Texas
2022 - Kentucky
2023 - Duke (Round of 32)
2024 - Duke (Elite Eight)
2026 - Miami (Round of 32)

NIT APPEARANCES

2019 - Texas (Champions)

PLAYING CAREER

Bellaire (TX) High School, 2004-08
Florida, 2007-08
Texas, 2008-11
BK Valmiera (Latvia), 2011-12
NBA Development League, 2012-13
Idaho Stampede, Canton Charge

NBA PLAYERS/DRAFTEES COACHED

Jarrett Allen - Texas
Mohamed Bamba - Texas
Brandon Boston Jr. - Kentucky
Tre Donaldson - Miami
Kyle Filipowski - Duke
Cooper Flagg - Duke
Jaxson Hayes - Texas
Isaiah Jackson - Kentucky
Sion James - Duke
Kon Knueppel - Duke
Dereck Lively II - Duke
Khaman Maluach - Duke
Jared McCain - Duke
Tyrese Proctor - Duke
Shaedon Sharpe - Kentucky
Myles Turner - Texas
Ernest Udeh Jr. - Miami
TyTy Washington Jr. - Kentucky
Dariq Whitehead - Duke

2025-26 OVERALL STATS

Game Records

Record	Overall	Home	Away	Neutral
ALL GAMES	26-9	15-3	8-2	3-4
CONFERENCE	13-5	6-3	7-2	0-0
NON-CONFERENCE	13-4	9-0	1-0	3-4

Score by Periods

Team	1st	2nd	OT	TOT
Miami (FL)	1372	1481	0	2853
Opponents	1229	1265	0	2494

Team Box Score

No.	Player				Total		3-Point		F-Throw		Rebounds											
		GP-GS	MIN	AVG	FG-FGA	FG%	3FG-3FGA	3FG%	FT-FTA	FT%	OFF	DEF	TOT	AVG	PF	DQ	A	TO	BLK	STL	PTS	AVG
5	RENEAU, Malik	35-35	1015:07	29.0	236-437	.540	26-75	.347	164-208	.788	86	142	228	6.5	86	3	72	99	28	37	662	18.9
3	DONALDSON, Tre	35-33	1190:48	34.0	208-458	.454	60-167	.359	98-128	.766	22	105	127	3.6	59	0	201	74	7	48	574	16.4
7	HENDERSON, Shelton	35-35	1093:12	31.2	190-335	.567	13-51	.255	91-158	.576	64	109	173	4.9	73	1	74	63	12	40	484	13.8
10	WASHINGTON, Tru	31-19	851:56	27.5	133-300	.443	37-105	.352	67-90	.744	41	83	124	4.0	53	0	55	44	0	56	370	11.9
8	UDEH JR., Ernest	33-33	931:26	28.2	88-121	.727	0-0	.000	44-86	.512	102	203	305	9.2	79	2	18	20	46	34	220	6.7
35	ALLEN, Dante	30-18	715:48	23.9	72-167	.431	25-78	.321	28-48	.583	15	70	85	2.8	39	0	67	30	3	29	197	6.6
4	ALLEN, Marcus	8-0	150:49	18.9	14-33	.424	5-13	.385	9-13	.692	7	18	25	3.1	14	0	13	2	0	2	42	5.3
88	MALOVEC, Timotej	33-2	491:35	14.9	43-123	.350	37-111	.333	15-21	.714	4	40	44	1.3	59	2	29	20	7	10	138	4.2
14	DOVRAT, Noam	27-0	254:42	9.4	33-73	.452	27-58	.466	9-9	1.000	1	13	14	0.5	17	0	28	11	0	10	102	3.8
11	ALTUNTAS, Salih	32-0	251:45	7.9	23-35	.657	0-0	.000	6-16	.375	20	42	62	1.9	54	3	4	12	13	7	52	1.6
12	LABOY, II, John	6-0	27:35	4.6	2-8	.250	2-6	.333	1-2	.500	0	1	1	0.2	3	0	3	3	0	2	7	1.2
1	KEE, Jordyn	8-0	25:16	3.2	1-7	.143	1-4	.250	0-0	.000	1	2	3	0.4	6	0	3	2	0	1	3	0.4
Team											71	48	119					11				
Total		**35**	**7000**		**1043-2097**	**.497**	**233-668**	**.349**	**532-779**	**.683**	**434**	**876**	**1310**	**37.4**	**542**	**11**	**567**	**391**	**116**	**276**	**2853**	**81.5**
Opponents		**35**	**7000**		**889-2001**	**.444**	**293-818**	**.358**	**421-591**	**.712**	**306**	**733**	**1039**	**29.7**	**625**	**18**	**491**	**441**	**146**	**234**	**2494**	**71.3**

Team Statistics

	UM	OPP
Scoring	**2853**	**2494**
Points per game	81.5	71.3
Scoring margin	+10.3	-
Field goals-att	**1043-2097**	**889-2001**
Field goal pct	.497	.444
3 point fg-att	**233-668**	**293-818**
3-point FG pct	.349	.358
3-pt FG made per game	6.7	8.4
Free throws-att	**532-779**	**421-591**
Free throw pct	.683	.712
F-Throws made per game	15.2	12.0
Rebounds	**1310**	**1039**
Rebounds per game	37.4	29.7
Rebounding margin	+7.7	-
Assists	**567**	**491**
Assists per game	16.2	14.0
Turnovers	**391**	**441**
Turnovers per game	11.2	12.6
Turnover margin	+1.4	-
Assist/turnover ratio	1.5	1.1
Steals	**276**	**234**
Steals per game	7.9	6.7
Blocks	**116**	**146**
Blocks per game	3.3	4.2
Winning streak	**0**	**-**
Home win streak	0	-
Attendance	**95283**	**109283**
Home games-Avg/Game	18-5294	10-10928
Neutral site-Avg/Game	-	7-9126

Team Results

Date	Opponent		Score	Att.
11/03/2025	Jacksonville	W	86-69	5633
11/06/2025	Bethune-Cookman	W	101-61	4508
11/10/2025	Stetson	W	102-61	4105
11/16/2025	vs Florida	L	68-82	8321
11/20/2025	Elon	W	99-72	4131
11/23/2025	Delaware St.	W	97-41	4126
11/27/2025	vs BYU	L	62-72	4267
11/28/2025	vs Georgetown	W	78-65	4135
12/02/2025	at Ole Miss	W	75-66	9373
12/06/2025	Southern Miss.	W	88-64	3907
12/13/2025	ULM	W	104-79	3751
12/16/2025	FIU	W	98-81	4930
12/21/2025	North Florida	W	105-67	3862
12/30/2025	Pittsburgh	W	76-69	4832
01/07/2026	at Wake Forest	W	81-77	7869
01/10/2026	Georgia Tech	W	91-81	5328
01/13/2026	at Notre Dame	W	81-69	5278
01/17/2026	at Clemson	L	59-69	9000
01/20/2026	Florida St.	L	63-65	5664
01/24/2026	at Syracuse	W	85-76	21417
01/28/2026	Stanford	W	79-70	4987
01/31/2026	California	L	85-86	6513
02/07/2026	at Boston College	W	74-68	6133
02/10/2026	North Carolina	W	75-66	7355
02/14/2026	at NC State	W	77-76	18410
02/17/2026	Virginia Tech	W	67-66	7639
02/21/2026	at Virginia	L	83-86	14637
02/24/2026	at Florida St.	W	83-73	10317
02/28/2026	Boston College	W	76-54	6040
03/04/2026	at SMU	W	77-69	6849
03/07/2026	Louisville	L	89-92	7972
03/12/2026	vs Louisville	W	78-73	11722
03/13/2026	vs Virginia	L	62-84	17711
03/20/2026	vs Missouri	W	80-66	17726
03/22/2026	vs Purdue	L	69-79	0

2025-26 ACC STATS

Game Records

Record	Overall	Home	Away	Neutral
ALL GAMES	13-5	6-3	7-2	0-0
CONFERENCE	13-5	6-3	7-2	0-0
NON-CONFERENCE	0-0	0-0	0-0	0-0

Score by Periods

Team	1st	2nd	OT	TOT
Miami (FL)	679	722	0	1401
Opponents	663	649	0	1312

Team Box Score

No.	Player				Total		3-Point		F-Throw		Rebounds											
		GP-GS	MIN	AVG	FG-FGA	FG%	3FG-3FGA	3FG%	FT-FTA	FT%	OFF	DEF	TOT	AVG	PF	DQ	A	TO	BLK	STL	PTS	AVG
5	RENEAU, Malik	18-18	542:43	30.2	111-209	.531	14-37	.378	89-115	.774	38	80	118	6.6	46	1	35	55	8	19	325	18.1
3	DONALDSON, Tre	18-17	645:04	35.8	118-251	.470	31-84	.369	57-72	.792	8	57	65	3.6	30	0	93	41	4	22	324	18.0
7	HENDERSON, Shelton	18-18	611:08	34.0	98-182	.538	9-34	.265	47-79	.595	34	61	95	5.3	40	1	33	34	5	21	252	14.0
10	WASHINGTON, Tru	15-7	398:09	26.5	56-139	.403	16-48	.333	28-39	.718	21	37	58	3.9	22	0	24	19	0	23	156	10.4
8	UDEH JR., Ernest	18-18	536:44	29.8	51-65	.785	0-0	.000	29-44	.659	57	109	166	9.2	39	0	11	12	25	21	131	7.3
35	ALLEN, Dante	18-12	433:39	24.1	41-98	.418	12-43	.279	14-27	.519	12	34	46	2.6	21	0	36	20	2	17	108	6.0
14	DOVRAT, Noam	16-0	119:57	7.5	18-35	.514	17-31	.548	1-1	1.000	1	5	6	0.4	9	0	11	4	0	4	54	3.4
88	MALOVEC, Timotej	16-0	221:43	13.9	14-51	.275	11-47	.234	7-12	.583	0	15	15	0.9	33	2	11	7	2	3	46	2.9
11	ALTUNTAS, Salih	18-0	88:41	4.9	2-5	.400	0-0	.000	1-4	.250	4	13	17	0.9	17	0	0	5	6	0	5	0.3
1	KEE, Jordyn	1-0	02:12	2.2	0-0	.000	0-0	.000	0-0	.000	0	0	0	0.0	1	0	1	0	0	0	0	0.0
Team											35	21	56					6				
Total		**18**	**3600**		**509-1035**	**.492**	**110-324**	**.340**	**273-393**	**.695**	**210**	**432**	**642**	**35.7**	**258**	**4**	**255**	**203**	**52**	**130**	**1401**	**77.8**
Opponents		**18**	**3600**		**480-1018**	**.472**	**150-406**	**.369**	**200-274**	**.730**	**135**	**373**	**508**	**28.2**	**315**	**8**	**256**	**202**	**70**	**126**	**1312**	**72.9**

Team Statistics

	UM	OPP
Scoring	**1401**	**1312**
Points per game	77.8	72.9
Scoring margin	+4.9	-
Field goals-att	**509-1035**	**480-1018**
Field goal pct	.492	.472
3 point fg-att	**110-324**	**150-406**
3-point FG pct	.340	.369
3-pt FG made per game	6.1	8.3
Free throws-att	**273-393**	**200-274**
Free throw pct	.695	.730
F-Throws made per game	15.2	11.1
Rebounds	**642**	**508**
Rebounds per game	35.7	28.2
Rebounding margin	+7.4	-
Assists	**255**	**256**
Assists per game	14.2	14.2
Turnovers	**203**	**202**
Turnovers per game	11.3	11.2
Turnover margin	-0.1	-
Assist/turnover ratio	1.3	1.3
Steals	**130**	**126**
Steals per game	7.2	7.0
Blocks	**52**	**70**
Blocks per game	2.9	3.9
Winning streak	**0**	**-**
Home win streak	0	-
Attendance	**56330**	**99910**
Home games-Avg/Game	9-6259	9-11101
Neutral site-Avg/Game	-	0-0

Team Results

Date	Opponent		Score	Att.
12/30/2025	Pittsburgh	W	76-69	4832
01/07/2026	at Wake Forest	W	81-77	7869
01/10/2026	Georgia Tech	W	91-81	5328
01/13/2026	at Notre Dame	W	81-69	5278
01/17/2026	at Clemson	L	59-69	9000
01/20/2026	Florida St.	L	63-65	5664
01/24/2026	at Syracuse	W	85-76	21417
01/28/2026	Stanford	W	79-70	4987
01/31/2026	California	L	85-86	6513
02/07/2026	at Boston College	W	74-68	6133
02/10/2026	North Carolina	W	75-66	7355
02/14/2026	at NC State	W	77-76	18410
02/17/2026	Virginia Tech	W	67-66	7639
02/21/2026	at Virginia	L	83-86	14637
02/24/2026	at Florida St.	W	83-73	10317
02/28/2026	Boston College	W	76-54	6040
03/04/2026	at SMU	W	77-69	6849
03/07/2026	Louisville	L	89-92	7972



DESEAN GOODE

1

JUNIOR • FORWARD • 6-8 • 232

FAIRMONT, W. VA. • FORK UNION • ROBERT MORRIS

MAJOR: SPORT ADMINISTRATION

goode_desean deseangoode

SEASON HIGHS			CAREER HIGHS		
PTS	-	-	PTS	26	at Milwaukee (12/6/25)
RBS	-	-	RBS	14	2x, last vs. N. Kentucky (12/29/25)
AST	-	-	AST	4	vs. Milwaukee (1/22/26)
STL	-	-	STL	3	at Wright State (2/22/26)
BLK	-	-	BLK	2	5x
3PM	-	-	3PM	3	5x, last at Youngstown St. (2/7/26)
MIN	-	-	MIN	39	vs. Youngstown St. (3/4/26)

GAME-BY-GAME STATISTICS

		Min	FG-A-Pct	3FG-A-Pct	FT-A-Pct	O-D-Tot	PF	A	TO	Blk	Stl	Pts
11/2	vs. Florida											
11/6	WAGNER											
11/9	NORTH FLORIDA											
11/13	NORTH ALABAMA											
11/17	RIDER											
11/20	MANHATTAN											
11/24	vs. TCU											
12/2	ALABAMA											
12/5	STETSON											
12/12	vs. Texas											
12/16	ALCORN STATE											
12/21	USC UPSTATE											
12/29	NC STATE											
1/2	at Pitt											
1/5	at Georgia Tech											
1/9	SYRACUSE											
1/16	VIRGINIA											
1/19	at Louisville											
1/23	at Virginia Tech											
1/27	CLEMSON											
1/30	WAKE FOREST											
2/1	at Duke											
2/6	FLORIDA STATE											
2/10	at Stanford											
2/13	at Cal											
2/20	NOTRE DAME											
2/22	at North Carolina											
2/27	PITT											
3/2	SMU											
3/6	at Florida State											

CAREER STATISTICS • ALL GAMES

	GP-GS	Min	Avg	FG-A	Pct	3FG-A	Pct	FT-A	Pct	O-D-Tot	Avg	PF	FO	A	TO	Blk	Stl	Pts	Avg
2024-25	30-20	692	23.1	82-162	.506	18-50	.360	52-75	.693	82-99-181	6.0	63	1	33	24	11	14	234	7.8
2025-26	33-32	1021	30.9	190-302	.629	36-63	.571	87-114	.763	104-183-287	8.7	68	0	45	46	18	26	503	15.2
2026-27																			
TOTAL	**63-53**	**1713**	**27.2**	**272-464**	**.586**	**54-113**	**.478**	**139-189**	**.735**	**186-282-468**	**7.4**	**131**	**1**	**78**	**70**	**29**	**40**	**737**	**11.7**

*Spent the 2024-25 season at IU Indy

* Spent the 2025-26 season at Robert Morris

2025-26 (Sophomore at Robert Morris)
2026 Horizon League Player of the Year ... 2026 Horizon League First team All-League ... Set single-season mark with a .629 FG percentage ... Played in all 33 games, making 32 starts ... Recorded 11 double-doubles ... 28 double-figure scoring games.

2024-25 (Freshman at IU Indy)
Named to the Horizon League All-Freshman Team ... Was a three-time Freshman of the Week ... Played in 30 games, making 20 starts ... Averaged 7.8 points and 6.0 rebounds per game while shooting 50.6 percent from the field and 36 percent from three-point range.

High School
Began career at Fairmont (W.Va.) High School before spending a season of postgraduate prep at Fork Union Military Academy ... First Team All-Conference in 2024 by the Elite Prep League ... Averaged 13 points and 8.2 rebounds per game during his prep season at Fork Union ... Led Fork Union to a 31-7 mark and Elite Prep League title ... Led Fairmont to back-to-back West Virginia Class AAA state titles.



BRENT BLAND

1

GRADUATE STUDENT • GUARD • 6-3 • 229
WHEATLEY HEIGHTS, N.Y. • SAINT PETER'S
MAJOR: MS SPORT ADMINISTRATION

brentbland_ brentbland_

SEASON HIGHS			CAREER HIGHS		
PTS	-	-	PTS	27	vs. FDU (11/8/25)
RBS	-	-	RBS	9	2x, last vs. Iona (1/19/26)
AST	-	-	AST	4	vs. Rider (1/17/26)
STL	-	-	STL	6	2x, last vs. Centenary (12/22/25)
BLK	-	-	BLK	2	vs. Dartmouth (11/29/25)
3PM	-	-	3PM	6	2x, last at Delaware (11/18/25)
MIN	-	-	MIN	44	at Iona (2/20/26)

GAME-BY-GAME STATISTICS

		Min	FG-A-Pct	3FG-A-Pct	FT-A-Pct	O-D-Tot	PF	A	TO	Blk	Stl	Pts
11/2	vs. Florida											
11/6	WAGNER											
11/9	NORTH FLORIDA											
11/13	NORTH ALABAMA											
11/17	RIDER											
11/20	MANHATTAN											
11/24	vs. TCU											
12/2	ALABAMA											
12/5	STETSON											
12/12	vs. Texas											
12/16	ALCORN STATE											
12/21	USC UPSTATE											
12/29	NC STATE											
1/2	at Pitt											
1/5	at Georgia Tech											
1/9	SYRACUSE											
1/16	VIRGINIA											
1/19	at Louisville											
1/23	at Virginia Tech											
1/27	CLEMSON											
1/30	WAKE FOREST											
2/1	at Duke											
2/6	FLORIDA STATE											
2/10	at Stanford											
2/13	at Cal											
2/20	NOTRE DAME											
2/22	at North Carolina											
2/27	PITT											
3/2	SMU											
3/6	at Florida State											

CAREER STATISTICS • ALL GAMES

	GP-GS	Min	Avg	FG-A	Pct	3FG-A	Pct	FT-A	Pct	O-D-Tot	Avg	PF	FO	A	TO	Blk	Stl	Pts	Avg
2022-23	32-3	435	13.6	37-119	.311	26-93	.280	8-12	.667	18-44-62	1.9	50	1	7	13	5	16	108	3.4
2023-24	33-20	769	23.3	54-173	.312	39-128	.305	21-28	.750	21-71-92	2.8	89	0	36	30	4	41	168	5.1
2024-25	5-1	98	19.6	7-22	.318	6-19	.316	2-2	1.000	2-13-15	3.0	15	2	2	4	0	5	22	4.4
2025-26	29-29	962	33.2	120-309	.388	79-214	.369	83-106	.783	38-106-144	5.0	76	2	44	30	10	59	402	13.9
TOTAL	**99-53**	**2264**	**22.9**	**218-623**	**.350**	**150-454**	**.330**	**114-148**	**.770**	**79-234-313**	**3.2**	**230**	**5**	**89**	**77**	**19**	**121**	**700**	**7.1**

* Spent the previous four seasons at Saint Peter's

2025-26 (RS Senior at Saint Peter's)
Played and started in all 29 games for the Peacocks ... First Team All-MAAC ... Third Team All-Met ... Averaged a team-high 13.9 points, ranking 15th in the MAAC ... Finished 31st in NCAA in steals per game (2.03) ... Averaged 5.0 rebounds and 1.5 assists ... Led the team in points (402), steals (59), 3-pointers (79), defensive rebounds (106) and minutes played (963) ... Scored double-figures in all but four games.



SOMTO CYRIL

2

JUNIOR • CENTER • 6-11 • 260
ENUGU, NIGERIA • OVERTIME ELITE • GEORGIA
MAJOR: SOCIOLOGY

somto_cyril somtocyril

SEASON HIGHS			CAREER HIGHS		
PTS	-	-	PTS	18	at South Carolina (1/10/26)
RBS	-	-	RBS	15	vs. West Georgia (12/22/25)
AST	-	-	AST	3	vs. Alabama (3/3/36)
STL	-	-	STL	4	vs. W. Carolina (12/18/25)
BLK	-	-	BLK	8	vs. Arkansas (1/17/26)
3PM	-	-	3PM	-	-
MIN	-	-	MIN	32	vs. Tennessee (1/28/26)

GAME-BY-GAME STATISTICS

		Min	FG-A-Pct	3FG-A-Pct	FT-A-Pct	O-D-Tot	PF	A	TO	Blk	Stl	Pts
11/2	vs. Florida											
11/6	WAGNER											
11/9	NORTH FLORIDA											
11/13	NORTH ALABAMA											
11/17	RIDER											
11/20	MANHATTAN											
11/24	vs. TCU											
12/2	ALABAMA											
12/5	STETSON											
12/12	vs. Texas											
12/16	ALCORN STATE											
12/21	USC UPSTATE											
12/29	NC STATE											
1/2	at Pitt											
1/5	at Georgia Tech											
1/9	SYRACUSE											
1/16	VIRGINIA											
1/19	at Louisville											
1/23	at Virginia Tech											
1/27	CLEMSON											
1/30	WAKE FOREST											
2/1	at Duke											
2/6	FLORIDA STATE											
2/10	at Stanford											
2/13	at Cal											
2/20	NOTRE DAME											
2/22	at North Carolina											
2/27	PITT											
3/2	SMU											
3/6	at Florida State											

CAREER STATISTICS • ALL GAMES

	GP-GS	Min	Avg	FG-A	Pct	3FG-A	Pct	FT-A	Pct	O-D-Tot	Avg	PF	FO	A	TO	Blk	Stl	Pts	Avg
2024-25	33-0	462	14.0	57-91	.626	0-1	.000	39-80	.488	41-85-126	3.8	69	1	17	36	51	6	153	4.6
2025-26	33-32	699	21.2	120-158	.759	0-0	.000	67-116	.578	79-100-179	5.4	97	6	19	35	74	21	307	9.3
TOTAL	**66-32**	**1161**	**17.6**	**177-249**	**.711**	**0-1**	**.000**	**106-196**	**.541**	**120-185-305**	**4.6**	**166**	**7**	**36**	**71**	**125**	**27**	**460**	**7.0**

* Spent the 2024-25 and 2025-26 seasons at Georgia

2025-26 (Sophomore at Georgia)
Voted to the SEC's All-Defensive team in balloting of league coaches ... Honored as the State of Georgia's men's College Player of the Year by the Atlanta Tipoff Club ... Started 32 of 33 games, coming off the bench at LSU after missing practices that week due to an illness ... Averaged 9.3 points and team highs of 5.4 rebounds and 2.2 blocks in 21.2 minutes of action per game ... Recorded 15 double-figure scoring efforts and three double-digit rebounding counts en route to a pair of double-doubles ... Led the SEC and ranked No. 13 nationally in blocks per game (2.2 bpg) ... Led the nation in dunks with 83.

2024-25 (Freshman at Georiga
One of only five Bulldogs to log playing time in all 33 games and led Georgia in both blocked shots (1.5 bpg) and field goal percentage (.626) ... Blocked 51 shots, equaling the No. 11 effort among Georgia's all-time single-season swats leaders (Donte' Williams' 2011-12 ... Contributed 4.6 points and 3.8 rebounds in 14.0 minutes of action per game



NICK DORN

3

SENIOR • GUARD • 6-7 • 225

CHARLOTTE, N.C. • JULIUS L. CHAMBERS • INDIANA

MAJOR: SPORT ADMINISTRATION

nickdorn_ nickdorn_

SEASON HIGHS			CAREER HIGHS		
PTS	-	-	PTS	29	vs. Marshall (12/28/24)
RBS	-	-	RBS	10	at Campbell (1/25/24)
AST	-	-	AST	3	at NC A&T (1/2/25)
STL	-	-	STL	3	2x, last vs. Purdue (1/27/26)
BLK	-	-	BLK	1	7 times
3PM	-	-	3PM	6	4 times
MIN	-	-	MIN	48	at UCLA (1/31/26)

GAME-BY-GAME STATISTICS

		Min	FG-A-Pct	3FG-A-Pct	FT-A-Pct	O-D-Tot	PF	A	TO	Blk	Stl	Pts
11/2	vs. Florida											
11/6	WAGNER											
11/9	NORTH FLORIDA											
11/13	NORTH ALABAMA											
11/17	RIDER											
11/20	MANHATTAN											
11/24	vs. TCU											
12/2	ALABAMA											
12/5	STETSON											
12/12	vs. Texas											
12/16	ALCORN STATE											
12/21	USC UPSTATE											
12/29	NC STATE											
1/2	at Pitt											
1/5	at Georgia Tech											
1/9	SYRACUSE											
1/16	VIRGINIA											
1/19	at Louisville											
1/23	at Virginia Tech											
1/27	CLEMSON											
1/30	WAKE FOREST											
2/1	at Duke											
2/6	FLORIDA STATE											
2/10	at Stanford											
2/13	at Cal											
2/20	NOTRE DAME											
2/22	at North Carolina											
2/27	PITT											
3/2	SMU											
3/6	at Florida State											

CAREER STATISTICS • ALL GAMES

	GP-GS	Min	Avg	FG-A	Pct	3FG-A	Pct	FT-A	Pct	O-D-Tot	Avg	PF	FO	A	TO	Blk	Stl	Pts	Avg
2023-24	30-22	690	23.0	94-240	.392	60-165	.364	33-44	.750	28-65-93	3.1	36	1	15	25	3	16	281	9.4
2024-25	25-25	770	30.8	108-289	.374	74-211	.351	91-113	.805	25-70-95	3.8	38	0	19	29	1	7	381	15.2
2025-26	30-12	696	23.2	72-178	.404	60-158	.380	40-46	.870	17-53-70	2.3	51	1	9	22	3	9	244	8.1
TOTAL	**85-59**	**2156**	**25.4**	**274-707**	**.388**	**194-534**	**.363**	**164-203**	**.808**	**70-188-258**	**3.0**	**125**	**2**	**43**	**76**	**7**	**32**	**906**	**10.7**

2025-26 (Junior at Indiana)
Appeared in 30 games and made 12 starts ... Averaged 8.1 points and 2.3 rebounds in 23.2 minutes per game ... Shot 40.4% (72-of-178) from the floor, 38.0% (60-of-158) from 3-point range, and 87.0% (40-of-46) from the free throw line ... Scored in double figures on 11 occasions ... Had 16 games with multiple made 3-pointers.

2024-25 (Sophomore at Elon)
Started all 25 games played ... One of six NCAA Division I men's basketball players to average at least 15.0 points per game, make 70 3-pointers, and make 90 free throws while playing less than 1,000 minutes during the 2024-25 season ... Averaged 15.2 points and 3.8 rebounds in 30.7 minutes per game ... Shot 37.4% (108-of-289) from the floor, 37.4% (74-of-211) from the 3-point line, and 80.5% (91-of-113) from the free throw line ... Reached double figures in the scoring column in 22-of-25 games.



MALIK RENEAU

5

FIFTH-YEAR • FORWARD • 6-9 • 238
MIAMI, FLA. • MONTVERDE ACADEMY • INDIANA
MAJOR: AMERICAN STUDIES

MalikReneau malikreneau

SEASON HIGHS			CAREER HIGHS		
PTS	-	-	PTS	34	vs. Kennesaw St. (12/29/23)
RBS	-	-	RBS	14	at Ohio State (2/6/24)
AST	-	-	AST	7	at Rutgers (1/9/24)
STL	-	-	STL	5	at Notre Dame (1/13/26)
BLK	-	-	BLK	3	3x, last at Oregon (3/4/25)
3PM	-	-	3PM	4	vs. North Alabama (12/21/23)
MIN	-	-	MIN	39	at Wisconsin (1/19/24)

GAME-BY-GAME STATISTICS

		Min	FG-A-Pct	3FG-A-Pct	FT-A-Pct	O-D-Tot	PF	A	TO	Blk	Stl	Pts
11/2	vs. Florida											
11/6	WAGNER											
11/9	NORTH FLORIDA											
11/13	NORTH ALABAMA											
11/17	RIDER											
11/20	MANHATTAN											
11/24	vs. TCU											
12/2	ALABAMA											
12/5	STETSON											
12/12	vs. Texas											
12/16	ALCORN STATE											
12/21	USC UPSTATE											
12/29	NC STATE											
1/2	at Pitt											
1/5	at Georgia Tech											
1/9	SYRACUSE											
1/16	VIRGINIA											
1/19	at Louisville											
1/23	at Virginia Tech											
1/27	CLEMSON											
1/30	WAKE FOREST											
2/1	at Duke											
2/6	FLORIDA STATE											
2/10	at Stanford											
2/13	at Cal											
2/20	NOTRE DAME											
2/22	at North Carolina											
2/27	PITT											
3/2	SMU											
3/6	at Florida State											

CAREER STATISTICS • ALL GAMES

	GP-GS	Min	Avg	FG-A	Pct	3FG-A	Pct	FT-A	Pct	O-D-Tot	Avg	PF	FO	A	TO	Blk	Stl	Pts	Avg
2022-23	35-3	522	14.9	89-161	.553	2-8	.250	35-49	.714	40-91-131	3.7	89	2	27	48	9	16	215	6.1
2023-24	33-33	946	28.7	198-355	.558	15-45	.333	97-142	.683	59-138-197	6.0	103	7	88	93	19	18	508	15.4
2024-25	26-19	604	23.2	139-252	.552	3-24	.125	66-90	.733	43-100-143	5.5	66	1	52	41	14	21	347	13.3
2025-26	35-35	1015	29.0	236-437	.540	26-75	.347	164-208	.788	86-142-228	6.5	86	3	72	99	28	37	662	18.9
TOTAL	**129-90**	**3087**	**23.9**	**662-1205**	**.549**	**46-152**	**.303**	**362-489**	**.740**	**228-471-699**	**5.4**	**344**	**13**	**239**	**281**	**70**	**92**	**1732**	**13.4**

* Spent the 2022-23, 2023-24 and 2024-25 seasons at Indiana

2025-26 (Senior)
Voted to the All-ACC First Team and NABC Division I All-Southeast District First Team ... Started in all 35 games, leading the team with 18.9 points per game ... Added 6.5 rebounds while shooting 54% from the floor and 78.8% from the free-throw line ... Opened the season with four-consecutive 20+ points per game marking the first time in his career he has had at least three straight games with 20-or-more points ... Scored 20-or-more points 18 times ... Recorded nine doubles-doubles, six of which coming with at least 20 points.

2024-25 (Junior at Indiana)
Honorable Mention All-Big Ten Team ... Started 19-of-26 games played ... Averaged a team-best 13.3 points per game to go along with 5.5 rebounds and 2.0 assists per outing ... Shot 55.2% (139-of-252) from the floor and 73.3% (66-of-90) from the free throw line ... Reached double figures in the scoring column on 19 occasions ... Collected 15-plus points in 13 games ... Topped the 20-point threshold three times.



ROBERT MILLER III

6

JUNIOR • FORWARD • 6-10 • 230
HOUSTON, TEXAS • PASADENA MEMORIAL • LSU
MAJOR: AMERICAN STUDIES

futurefilled itzrobertmiller

SEASON HIGHS			CAREER HIGHS		
PTS	-	-	PTS	19	vs. Florida (2/22/25)
RBS	-	-	RBS	10	vs. Florida (2/22/25)
AST	-	-	AST	4	vs. LSU New Orleans (11/10/25)
STL	-	-	STL	3	vs. Miss State (1/28/26)
BLK	-	-	BLK	4	4 times
FGM	-	-	FGM	8	at Arkansas (2/12/25)
MIN	-	-	MIN	31	at Ole Miss (2/25/26)

GAME-BY-GAME STATISTICS

		Min	FG-A-Pct	3FG-A-Pct	FT-A-Pct	O-D-Tot	PF	A	TO	Blk	Stl	Pts
11/2	vs. Florida											
11/6	WAGNER											
11/9	NORTH FLORIDA											
11/13	NORTH ALABAMA											
11/17	RIDER											
11/20	MANHATTAN											
11/24	vs. TCU											
12/2	ALABAMA											
12/5	STETSON											
12/12	vs. Texas											
12/16	ALCORN STATE											
12/21	USC UPSTATE											
12/29	NC STATE											
1/2	at Pitt											
1/5	at Georgia Tech											
1/9	SYRACUSE											
1/16	VIRGINIA											
1/19	at Louisville											
1/23	at Virginia Tech											
1/27	CLEMSON											
1/30	WAKE FOREST											
2/1	at Duke											
2/6	FLORIDA STATE											
2/10	at Stanford											
2/13	at Cal											
2/20	NOTRE DAME											
2/22	at North Carolina											
2/27	PITT											
3/2	SMU											
3/6	at Florida State											

CAREER STATISTICS • ALL GAMES

	GP-GS	Min	Avg	FG-A	Pct	3FG-A	Pct	FT-A	Pct	O-D-Tot	Avg	PF	FO	A	TO	Blk	Stl	Pts	Avg
2024-25	32-8	501	15.6	59-96	.615	4-20	.200	21-33	.636	31-68-99	3.1	70	3	22	18	29	13	143	4.5
2025-26	31-2	599	19.3	69-105	.657	0-1	.000	51-73	.699	40-80-120	3.9	87	5	23	36	44	27	189	6.1
TOTAL	**63-10**	**1100**	**17.5**	**128-201**	**.637**	**4-21**	**.190**	**72-106**	**.679**	**71-148-219**	**3.5**	**157**	**8**	**45**	**54**	**73**	**40**	**332**	**5.3**

* Spent the 2024-25 & 2025-26 seasons at LSU

2025-26 (Sophomore at LSU)
Played in 31 games with two starts ... Averaged 6.1 points a game, 3.9 rebounds and 1.42 blocks ... Played an average of 19.3 minutes per game ... Made 69-of-105 field goals (65.7 percent) ... Averaged 6.5 points and 4.4 rebounds in the 18 regular season SEC games

2024-25 (Freshman at LSU)
Played in all 32 games, starting the first five games and the final three games of the season ... Finished the year at 4.5 points per game and 3.1 rebounds a game ... In the last nine games, had four games in double figures – 16 at Arkansas (2/12), 19 versus Florida (2/22), 15 at Kentucky (3/4) and 14 vs. Mississippi State in the SEC Tournament (3/12)



SHELTON HENDERSON

7

SOPHOMORE • FORWARD • 6-6 • 240
HOUSTON, TEXAS • BELLAIRE
MAJOR: SPORT ADMINISTRATION

sheltOn2 sheltOnn

SEASON HIGHS		CAREER HIGHS		
PTS		PTS	30	vs. FIU (12/16/25)
RBS		RBS	9	3x, last at NC State (2/14/26)
AST		AST	5	at Ole Miss (12/2/25)
STL		STL	4	vs. Elon (11/20/25)
BLK		BLK	3	vs. Louisville (3/12/26)
3PM		3PM	2	4x, last vs. Florida State (1/20/26)
MIN		MIN	38	at Syracuse (1/24/26)

GAME-BY-GAME STATISTICS

		Min	FG-A-Pct	3FG-A-Pct	FT-A-Pct	O-D-Tot	PF	A	TO	Blk	Stl	Pts
11/2	vs. Florida											
11/6	WAGNER											
11/9	NORTH FLORIDA											
11/13	NORTH ALABAMA											
11/17	RIDER											
11/20	MANHATTAN											
11/24	vs. TCU											
12/2	ALABAMA											
12/5	STETSON											
12/12	vs. Texas											
12/16	ALCORN STATE											
12/21	USC UPSTATE											
12/29	NC STATE											
1/2	at Pitt											
1/5	at Georgia Tech											
1/9	SYRACUSE											
1/16	VIRGINIA											
1/19	at Louisville											
1/23	at Virginia Tech											
1/27	CLEMSON											
1/30	WAKE FOREST											
2/1	at Duke											
2/6	FLORIDA STATE											
2/10	at Stanford											
2/13	at Cal											
2/20	NOTRE DAME											
2/22	at North Carolina											
2/27	PITT											
3/2	SMU											
3/6	at Florida State											

CAREER STATISTICS • ALL GAMES

	GP-GS	Min	Avg	FG-A	Pct	3FG-A	Pct	FT-A	Pct	O-D-Tot	Avg	PF	FO	A	TO	Blk	Stl	Pts	Avg
2025-26	35-35	1093	31.2	190-335	.567	13-51	.255	91-158	.576	64-109-173	4.9	73	1	74	63	12	40	484	13.8
TOTAL	**35-35**	**1093**	**31.2**	**190-335**	**.567**	**13-51**	**.255**	**91-158**	**.576**	**64-109-173**	**4.9**	**73**	**1**	**74**	**63**	**12**	**40**	**484**	**13.8**

2025-26 (Freshman)
Started in all 35 games ... Averaged 13.7 points, 4.9 rebounds and 2.1 assists per game while shooting 56.7% from the floor, which ranked third nationally among all freshmen ... Tied the school's freshman record for most points in a game with 30 against FIU ... Scored 22 points at No. 22 Clemson on 8-of-12 shooting ... Poured in 18 points in the NCAA Tournament against Purdue ... Registered 18 points at No. 14 Virginia.

High School
Five-star recruit and No. 21 player in the class of 2025 per 247Sports Composite ... Earned a composite ranking of 0.9920 by 247Sports and a grade of 88 by ESPN ... Averaged 22.3 points, 7.5 rebounds, four assists and three steals per game as a senior at Bellaire ... Led Bellaire to a historic run to the UIL Class 6A Division I state championship game ... Took home a gold medal with USA Basketball at the 2024 FIBA U18 AmeriCup ... Tallied 21.6 points, 7.6 rebounds, 3.9 assists, 2.9 steals and 1.4 blocks per game as a junior, leading Bellaire in every category ... Averaged 14.8 points and 6.3 rebounds on the EYBL spring circuit, as well as 14.7 points and 4.6 rebounds at the Nike Peach Jam in 2024.

High School
Attended same high school as head coach Jai Lucas ... Nephew of Pro Football Hall of Famer Eric Dickerson ... Grandfather, Elmer Seals, and cousin, Ricky Seals-Jones, also played in the NFL.



CHRIS BIRDEN JR.

8

FRESHMAN • FORWARD • 6-10 • 200
NEW ORLEANS, LA. • SOUTH KENT SCHOOL [CONN.]
MAJOR: SPORT ADMINISTRATION

CJBirden_Jr chrisbirdenjr

SEASON HIGHS			CAREER HIGHS	
PTS	-	PTS	-	-
RBS	-	RBS	-	-
AST	-	AST	-	-
STL	-	STL	-	-
BLK	-	BLK	-	-
3PM	-	3PM	-	-
MIN	-	MIN	-	-

GAME-BY-GAME STATISTICS

		Min	FG-A-Pct	3FG-A-Pct	FT-A-Pct	O-D-Tot	PF	A	TO	Blk	Stl	Pts
11/2	vs. Florida											
11/6	WAGNER											
11/9	NORTH FLORIDA											
11/13	NORTH ALABAMA											
11/17	RIDER											
11/20	MANHATTAN											
11/24	vs. TCU											
12/2	ALABAMA											
12/5	STETSON											
12/12	vs. Texas											
12/16	ALCORN STATE											
12/21	USC UPSTATE											
12/29	NC STATE											
1/2	at Pitt											
1/5	at Georgia Tech											
1/9	SYRACUSE											
1/16	VIRGINIA											
1/19	at Louisville											
1/23	at Virginia Tech											
1/27	CLEMSON											
1/30	WAKE FOREST											
2/1	at Duke											
2/6	FLORIDA STATE											
2/10	at Stanford											
2/13	at Cal											
2/20	NOTRE DAME											
2/22	at North Carolina											
2/27	PITT											
3/2	SMU											
3/6	at Florida State											

CAREER STATISTICS • ALL GAMES

High School
Ranked as a three-star prospect and the No. 3 recruit from the state of Louisiana by ESPN ... Rated as the nation's 58th best forward ... Won two state championships at Isidore Newman in New Orleans before transferring to South Kent School in Connecticut ... Averaged 17 points and eight rebounds in his senior season at South Kent ... Father, Chris Sr., was teammates with Associate Coach Charlton Young at Georgia Southern and the duo helped lead the program to the 1992 NCAA Tournament



EGOR RYZHOV

10

SENIOR • CENTER • 6-11 • 220
ST. PETERSBURG, RUSSIA
MAJOR: MS SPORT ADMINISTRATION

ryzhov_egor10

SEASON HIGHS			CAREER HIGHS	
PTS	-	-	PTS	-	-
RBS	-	-	RBS	-	-
AST	-	-	AST	-	-
STL	-	-	STL	-	-
BLK	-	-	BLK	-	-
FGM	-	-	FGM	-	-
MIN	-	-	MIN	-	-

GAME-BY-GAME STATISTICS

		Min	FG-A-Pct	3FG-A-Pct	FT-A-Pct	O-D-Tot	PF	A	TO	Blk	Stl	Pts
11/2	vs. Florida											
11/6	WAGNER											
11/9	NORTH FLORIDA											
11/13	NORTH ALABAMA											
11/17	RIDER											
11/20	MANHATTAN											
11/24	vs. TCU											
12/2	ALABAMA											
12/5	STETSON											
12/12	vs. Texas											
12/16	ALCORN STATE											
12/21	USC UPSTATE											
12/29	NC STATE											
1/2	at Pitt											
1/5	at Georgia Tech											
1/9	SYRACUSE											
1/16	VIRGINIA											
1/19	at Louisville											
1/23	at Virginia Tech											
1/27	CLEMSON											
1/30	WAKE FOREST											
2/1	at Duke											
2/6	FLORIDA STATE											
2/10	at Stanford											
2/13	at Cal											
2/20	NOTRE DAME											
2/22	at North Carolina											
2/27	PITT											
3/2	SMU											
3/6	at Florida State											

CAREER STATISTICS • ALL GAMES



CALEB GASKINS

11

FRESHMAN • FORWARD • 6-8 • 219
MELBOURNE, FLA. • CHRISTOPHER COLUMBUS
MAJOR: BUSINESS

gaskins_caleb _iamcalebgaskins

SEASON HIGHS			CAREER HIGHS	
PTS	-	PTS	-	-
RBS	-	RBS	-	-
AST	-	AST	-	-
STL	-	STL	-	-
BLK	-	BLK	-	-
3PM	-	3PM	-	-
MIN	-	MIN	-	-

GAME-BY-GAME STATISTICS

		Min	FG-A-Pct	3FG-A-Pct	FT-A-Pct	O-D-Tot	PF	A	TO	Blk	Stl	Pts
11/2	vs. Florida											
11/6	WAGNER											
11/9	NORTH FLORIDA											
11/13	NORTH ALABAMA											
11/17	RIDER											
11/20	MANHATTAN											
11/24	vs. TCU											
12/2	ALABAMA											
12/5	STETSON											
12/12	vs. Texas											
12/16	ALCORN STATE											
12/21	USC UPSTATE											
12/29	NC STATE											
1/2	at Pitt											
1/5	at Georgia Tech											
1/9	SYRACUSE											
1/16	VIRGINIA											
1/19	at Louisville											
1/23	at Virginia Tech											
1/27	CLEMSON											
1/30	WAKE FOREST											
2/1	at Duke											
2/6	FLORIDA STATE											
2/10	at Stanford											
2/13	at Cal											
2/20	NOTRE DAME											
2/22	at North Carolina											
2/27	PITT											
3/2	SMU											
3/6	at Florida State											

CAREER STATISTICS • ALL GAMES

High School
Ranked as the second-highest rated recruit in program history in the 247Sports Composite rankings and is tabbed as the No. 11 prospect by Rivals and ESPN and No. 17 by 247Sports ... Named a McDonald's High School All-American ... Helped lead Columbus HS to its fifth consecutive state championship in 2026 ... Played for Team USA at the Nike Hoops Summit and scored nine points in a 102-100 win over the World Select Team ... Helped the Explorers to the 2025 national championship as a junior under current Miami assistant coach Andrew Moran, averaging 13.6 points and 6.3 rebounds per game.



QUIN BERGER

12

SENIOR • GUARD • 6-2 • 195

MALVERN, PA. • WESTTOWN SCHOOL • BUCKNELL

MAJOR: MS FINANCE

quinberger

SEASON HIGHS			CAREER HIGHS		
PTS	-	-	PTS	18	at Akron (12/3/25)
RBS	-	-	RBS	5	vs. Boston University (1/31/26)
AST	-	-	AST	3	vs. Navy (2/9/26)
STL	-	-	STL	4	vs. UMBC (12/6/25)
BLK	-	-	BLK	1	3x, last at Holy Cross (12/31/25)
FGM	-	-	FGM	6	at Akron (12/3/25)
MIN	-	-	MIN	34	vs. UMBC (12/6/25)

GAME-BY-GAME STATISTICS

		Min	FG-A-Pct	3FG-A-Pct	FT-A-Pct	O-D-Tot	PF	A	TO	Blk	Stl	Pts
11/2	vs. Florida											
11/6	WAGNER											
11/9	NORTH FLORIDA											
11/13	NORTH ALABAMA											
11/17	RIDER											
11/20	MANHATTAN											
11/24	vs. TCU											
12/2	ALABAMA											
12/5	STETSON											
12/12	vs. Texas											
12/16	ALCORN STATE											
12/21	USC UPSTATE											
12/29	NC STATE											
1/2	at Pitt											
1/5	at Georgia Tech											
1/9	SYRACUSE											
1/16	VIRGINIA											
1/19	at Louisville											
1/23	at Virginia Tech											
1/27	CLEMSON											
1/30	WAKE FOREST											
2/1	at Duke											
2/6	FLORIDA STATE											
2/10	at Stanford											
2/13	at Cal											
2/20	NOTRE DAME											
2/22	at North Carolina											
2/27	PITT											
3/2	SMU											
3/6	at Florida State											

2025-26 (Junior at Bucknell)
Returned to lineup after a year's absence and played in 30 games with 8 starts ... Averaged 3.1 ppg and 1.4 rpg ... Logged 21 steals ... Made first career start vs. Cornell and scored career-high 9 points ... Doubled that total with 18 points (6-8 3FG) one game later at Akron ... Hit three straight 3FGs in the 2nd half vs. UMBC and finished with 11 pts and 4 steals ... Named to College Sports Communicators Academic All-District Team

CAREER STATISTICS • ALL GAMES

	GP-GS	Min	Avg	FG-A	Pct	3FG-A	Pct	FT-A	Pct	O-D-Tot	Avg	PF	FO	A	TO	Blk	Stl	Pts	Avg
2022-23	5-0	11	2.2	0-3	.000	0-3	.000	0-0	.000	0-0-0	0.0	1	0	0	1	0	0	0	0.0
2023-24	24-0	296	12.3	14-40	.350	11-36	.306	4-4	1.000	3-19-22	0.9	24	0	5	10	1	8	43	1.8
2024-25	- DNP (INJURY) -																		
2025-26	30-8	498	16.6	31-95	.326	22-72	.306	10-14	.714	6-37-43	1.4	49	0	22	26	2	21	94	3.1
TOTAL	**59-8**	**805**	**13.6**	**45-138**	**.326**	**33-111**	**.297**	**14-18**	**.778**	**9-56-65**	**1.1**	**74**	**0**	**27**	**37**	**3**	**29**	**137**	**2.3**

* Spent the 2022-23 season at Saint Joseph's
* Spent the 2023-24, 2024-25 and 2025-26 seasons at Bucknell



DANTE ALLEN

35

SOPHOMORE • GUARD • 6-4 • 220
MIAMI, FLA. • MONTVERDE ACADEMY
MAJOR: BUSINESS MARKETING

Dante_allen35 dantea35

SEASON HIGHS			CAREER HIGHS		
PTS	-	-	PTS	14	vs. Elon (11/20/25)
RBS	-	-	RBS	7	vs. Bethune-Cookman (11/6/25)
AST	-	-	AST	5	vs. Georgetown (11/28/25)
STL	-	-	STL	3	2x, last vs. Boston College (2/28/26)
BLK	-	-	BLK	1	vs. Cal (1/31/26)
3PM	-	-	3PM	3	vs. Elon (11/20/25)
MIN	-	-	MIN	35	vs. Cal (1/31/26)

GAME-BY-GAME STATISTICS

		Min	FG-A-Pct	3FG-A-Pct	FT-A-Pct	O-D-Tot	PF	A	TO	Blk	Stl	Pts
11/2	vs. Florida											
11/6	WAGNER											
11/9	NORTH FLORIDA											
11/13	NORTH ALABAMA											
11/17	RIDER											
11/20	MANHATTAN											
11/24	vs. TCU											
12/2	ALABAMA											
12/5	STETSON											
12/12	vs. Texas											
12/16	ALCORN STATE											
12/21	USC UPSTATE											
12/29	NC STATE											
1/2	at Pitt											
1/5	at Georgia Tech											
1/9	SYRACUSE											
1/16	VIRGINIA											
1/19	at Louisville											
1/23	at Virginia Tech											
1/27	CLEMSON											
1/30	WAKE FOREST											
2/1	at Duke											
2/6	FLORIDA STATE											
2/10	at Stanford											
2/13	at Cal											
2/20	NOTRE DAME											
2/22	at North Carolina											
2/27	PITT											
3/2	SMU											
3/6	at Florida State											

CAREER STATISTICS • ALL GAMES

	GP-GS	Min	Avg	FG-A	Pct	3FG-A	Pct	FT-A	Pct	O-D-Tot	Avg	PF	FO	A	TO	Blk	Stl	Pts	Avg
2025-26	30-18	716	23.9	72-167	.431	25-78	.321	28-48	.583	15-70-85	2.8	39	0	67	30	3	29	197	6.6
TOTAL	**30-18**	**716**	**23.9**	**72-167**	**.431**	**25-78**	**.321**	**28-48**	**.583**	**15-70-85**	**2.8**	**39**	**0**	**67**	**30**	**3**	**29**	**197**	**6.6**

2025-26 (Freshman)
Appeared in 30 games, making 18 starts including the last 16 ... Averaged 6.6 points, 2.8 rebounds and 2.2 assists per game ... Shot 43.1% from the field ... Scored a season-high 14 points in the win over Elon ... Dished out a season-high five assists in the win over Georgetown ... Hauled in seven rebounds and added 12 points in the win over Bethune-Cookman ... Scored 11 points off the bench in the win at Notre Dame ... Scored nine points and added five rebounds in the win over Missouri.

High School
Consensus four-star recruit ... Spent senior season playing for Montverde Academy ... Averaged 11.7 points, 4.8 rebounds, 3.8 assists and 1.7 steals per game in 2024-25 ... Helped Montverde to 19-7 record and bid to 2025 Chipotle High School National Championship tournament ... Earned Nike EYBL Scholastic Third Team All-Conference honors in 2024-25 ... Played for Riviera Prep his sophomore and junior seasons ... Averaged 21.0 points, 7.0 rebounds and 3.0 assists per game as a junior in 2023-24 ... Led AAU team, Nightrydas Elite, to three straight Nike Peach Jam Festival titles.

Personal
Father, Malik, played at Villanova from 1996-200 and in the NBA from 2001-11 and currently serves as an assistant coach for the Miami Heat.



ACADEN LEWIS

55

SOPHOMORE • GUARD • 6-2 • 180

WASHINGTON, D.C. • SIDWELL FRIENDS SCHOOL • VILLANOVA

MAJOR: COMMUNICATION STUDIES

acadenlewis acadenlewis

SEASON HIGHS			CAREER HIGHS		
PTS	-	-	PTS	26	at Georgetown (2/7/26)
RBS	-	-	RBS	7	2x, last at Xavier (2/17/26)
AST	-	-	AST	12	vs. Xavier (3/7/26)
STL	-	-	STL	5	at Butler (1/3/26)
BLK	-	-	BLK	1	3x, last at DePaul (3/4/26)
3PM	-	-	3PM	3	at Georgetown (2/7/26)
MIN	-	-	MIN	37	2x, last vs. Utah State (3/20/26)

GAME-BY-GAME STATISTICS

		Min	FG-A-Pct	3FG-A-Pct	FT-A-Pct	O-D-Tot	PF	A	TO	Blk	Stl	Pts
11/2	vs. Florida											
11/6	WAGNER											
11/9	NORTH FLORIDA											
11/13	NORTH ALABAMA											
11/17	RIDER											
11/20	MANHATTAN											
11/24	vs. TCU											
12/2	ALABAMA											
12/5	STETSON											
12/12	vs. Texas											
12/16	ALCORN STATE											
12/21	USC UPSTATE											
12/29	NC STATE											
1/2	at Pitt											
1/5	at Georgia Tech											
1/9	SYRACUSE											
1/16	VIRGINIA											
1/19	at Louisville											
1/23	at Virginia Tech											
1/27	CLEMSON											
1/30	WAKE FOREST											
2/1	at Duke											
2/6	FLORIDA STATE											
2/10	at Stanford											
2/13	at Cal											
2/20	NOTRE DAME											
2/22	at North Carolina											
2/27	PITT											
3/2	SMU											
3/6	at Florida State											

CAREER STATISTICS • ALL GAMES

	GP-GS	Min	Avg	FG-A	Pct	3FG-A	Pct	FT-A	Pct	O-D-Tot	Avg	PF	FO	A	TO	Blk	Stl	Pts	Avg
2025-26	33-33	1007	30.5	157-344	.456	27-100	.270	60-103	.583	14-86-100	3.0	64	0	176	71	3	63	401	12.2
TOTAL	**33-33**	**1007**	**30.5**	**157-344**	**.456**	**27-100**	**.270**	**60-103**	**.583**	**14-86-100**	**3.0**	**64**	**0**	**176**	**71**	**3**	**63**	**401**	**12.2**

2025-26 (Freshman at Villanova)
Named Second Team All-BIG EAST and was a unanimous choice to the BIG EAST All-Freshman Team ... Established new program records for a freshman with 176 assists (5.3 apg) and 63 steals ... Became the first Wildcat to average five or more assists per game in a season since John Celestand in 1998-99 ... Contributed seven points to go with eight assists in an 86-76 loss to Utah State in the opening round of the NCAA Tournament in San Diego ... Handed out a season high 12 assists to go with 14 points in a 91-78 win over Xavier on March 7 ... Established a Villanova freshman record for assists as part of a 20-point effort in an 82-73 win over Butler.



#0

DESEAN GOODE
Jr. | F | 6-8
FAIRMONT, W. VA.
(Fork Union/Robert Morris)



#1

BRENT BLAND
GRAD | G | 6-3
WHEATLEY HEIGHTS, N.Y.
(Half Hollow Hills West/St. Peter's)



#2

SOMTO CYRIL
Jr. | C | 6-11
ENUGU, NIGERIA
(Overtime Elite/Georgia)



#3

NICK DORN
Sr. | G | 6-7
CHARLOTTE, N.C.
(Julius L. Chambers/Indiana)



#4

MARCUS ALLEN
Jr. | F | 6-7
MIAMI, FLA.
(Miami Norland/Missouri)



#5

MALIK RENEAU
5Y | F | 6-9
MIAMI, FLA.
(Montverde Academy/Indiana)



#6

ROBERT MILLER III
Jr. | F | 6-10
HOUSTON, TEXAS
(Pasadena Memorial/LSU)



#7

SHELTON HENDERSON
So. | F | 6-6
HOUSTON, TEXAS
(Bellaire)



#8

CHRIS BIRDEN JR.
Fr. | F | 6-10
NEW ORLEANS, LA.
(South Kent School [Conn.])



#10

EGOR RYZHOV
Sr. | C | 6-11
St. Petersburg, Russia



#11

CALEB GASKINS
Fr. | F | 6-8
MELBOURNE, FLA.
(Chris Columbus)



#12

QUIN BERGER
Sr. | G | 6-2
MALVERN, PA.
(Westtown School/Bucknell)



#13

LJ CASON
Jr. | G | 6-2
LAKELAND, FLA.
(Victory Christian Academy/Michigan)



#35

DANTE ALLEN
So. | G | 6-4
MIAMI, FLA.
(Montverde Academy)



#55

ACADEN LEWIS
So. | G | 6-2
WASHINGTON, D.C.
(Sidwell Friends School/Villanova)

2026-27 COACHING STAFF



HC

JAI LUCAS
SECOND SEASON



AC

ERIK PASTRANA
SECOND SEASON



AC

CHARLTON 'C.Y.' YOUNG
SECOND SEASON



AC

ANDREW MORAN
SECOND SEASON



AC

RUSSELL SPRINGMANN
SECOND SEASON

PRONUNCIATION GUIDE

NAME	FIRST	LAST
Chris **Birden** Jr.		BURDEN
Somto Cyril	SAAM-toe	SEE-rill
Jai Lucas	JAY	
Malik Reneau	Muh-LEEK	reh-NEW
Egor Ryzhov	YAY-gore	ROOSE-off