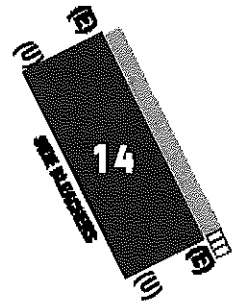
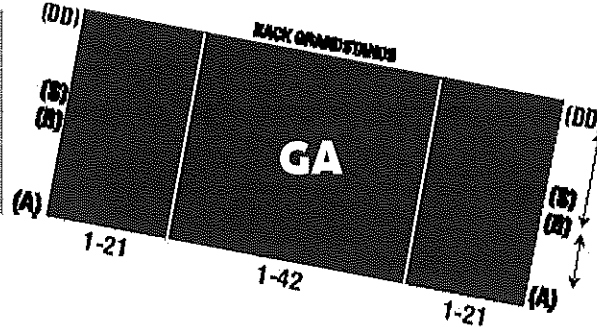

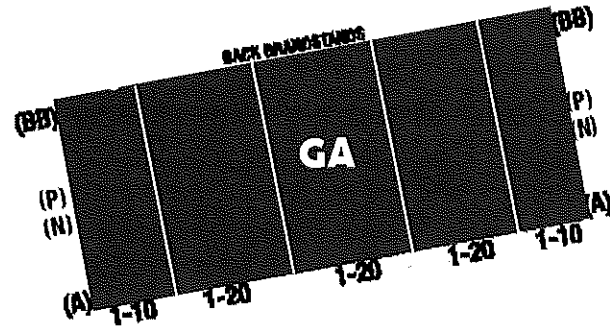


# RODEO / DIRT SHOW VENUE SEATING MAP


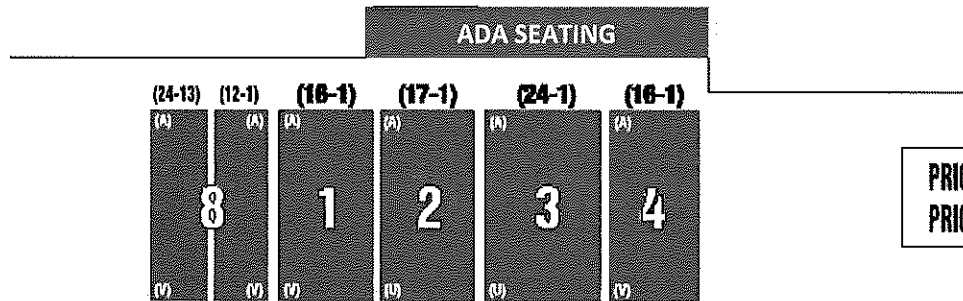
Total Capacity – 7,096



# CHUMASH GRANDSTAND ARENA



GRANDSTAND  
ENTRANCE



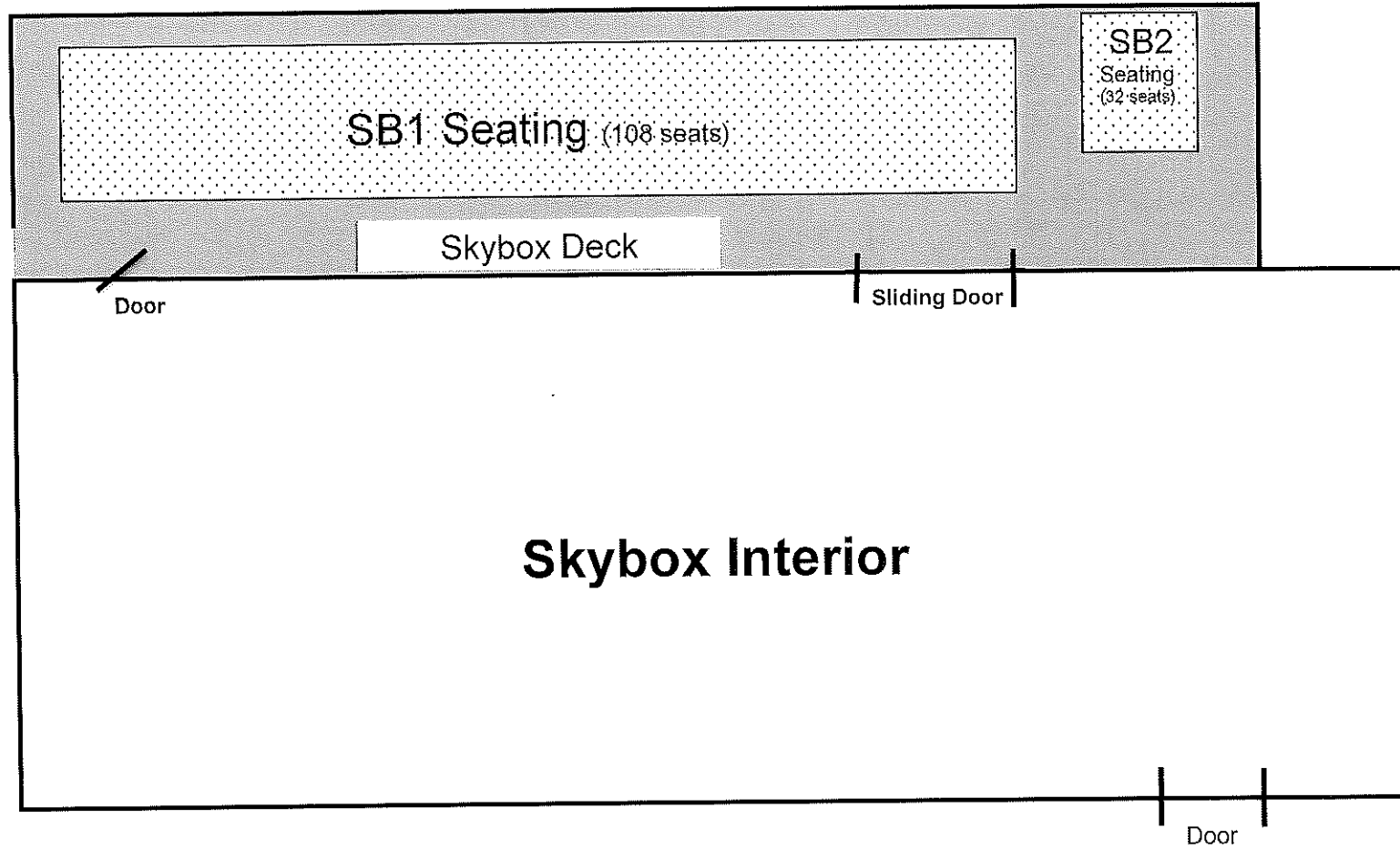
**RODEO/DIRT SHOW****7,096**

<b>RESERVED</b>	<b>1,914</b>	
Sections	8	482
1		309
2		316
3		448
4		309
ADA		50

<b>GENERAL ADMISSION</b>	<b>5,182</b>	
Sections	10	590
11		1,178
12		588
14		422
15		324
16		260
17		520
18		520
19		520
20		260

<b>Total Capacity</b>		<b>7,096</b>
-----------------------	--	--------------

# Skybox Seating Layout



# Skybox Seating Chart

**SB1**

Seat #	1	2	3	4	5	6	7	8	9	10	11	12	13	14	15	16	17	18
ROW A																		
ROW B																		
ROW C																		

**SB1**

Seat #	19	20	21	22	23	24	25	26	27	28	29	30	31	32	33	34	35	36
ROW A																		
ROW B																		
ROW C																		

**SB2**

Seat #	37	38	39	40	41	42	43	44
ROW A								
ROW B								
ROW C								

**132 Seats**