



India Association of Minnesota:  
Association Records

**Copyright Notice:**

This material may be protected by copyright law (U.S. Code, Title 17). Researchers are liable for any infringement. For more information, visit

[www.mnhs.org/copyright](http://www.mnhs.org/copyright).

Veggie burger 225  
Hot Dogs 50 buns 50  
Hamburger 75  
Buns 300

Pickle, ketchup, mustard, Hot  
sauce

Saran wrap

Alu. foil

(29<sup>th</sup>)

Alu. trays (12)

food serving gloves (1 pak)

paper towel (5)

lighter fluid

matchbox

Charcoal

Rice & Cooking pot

onion

2<sup>nd</sup> lettuce

---

Buy

[lettuce  
charcoal  
fluid]



IAM PICNIC AUGUST 19TH  
TO DO LIST

PICNIC CHECKLIST	NAME	PHONE	RESPONSIBILITIES
LARGE BUCKETS	ANNANT SHANKAR	651-730-5966	LARGE BUCKET AND ICE
FOOD	ASHOK MANDAL	763-478-8163	CHOLLAS [2 LARGE TRAYS]
MEMBERSHIP DUTIES	ASHOK MANDAL		WORK AT MEMBERSHIP TABLE
COALS AND UTENSILS	DEEPSHIKA GUPTA	651-454-2124	SERVING SPOONS, LARGE KNIFE
FOOD	DEEPSHIKA GUPTA		RICE [6 QUARTS]
FOOD	DHARAM BOBRA	763-559-1061	RICE [6 QUARTS]
COALS AND UTENSILS	DILIP MALLICK	763-546-9393	LARGE BAG CHARCOAL [2 LARGE BAGS]
MEMBERSHIP DUTIES	DILIP MALLICK		WORK AT MEMBERSHIP TABLE
FOOD	KARLA MELVIN	612-721-1173	WATERMELONS [5 LARGE]
COALS AND UTENSILS	KUMUD SAHGAL	952-401-7548	SERVING SPOONS, LARGE KNIFE
FOOD	KUMUD SAHGAL		CHIPS [6 LARGE PACKAGES]
FOOD	KUMUD SAHGAL		CONDIMENTS [PICKELS, KETCHUP, MUSTARD, ONIONS, TOMATOES]
FOOD	KUMUD SAHGAL		COOKIES
FOOD	KUMUD SAHGAL		CORN [250 PIECES]
FOOD	KUMUD SAHGAL		RICE [6 QUARTS]
FOOD	KUMUD SAHGAL		VEGIE BURGERS [125]
MEMBERSHIP DUTIES	KUMUD SAHGAL		BRING MEMBERSHIP PRINTOUT
OTHER	KUMUD SAHGAL		BOOMBOX
COALS AND UTENSILS	MARY GUPTA	651-483-4904	LARGE BAG CHARCOAL, LIGHTER FLUID, MATCHES, LARGE KNIFE
FOOD	MARY GUPTA		HOT DOGS [50]
FOOD	MARY GUPTA		BBQ TOOLS
FOOD	MARY GUPTA		BUNS [50 HD] HAMBURGER [300]
FOOD	MARY GUPTA		HAMBURGERS [125]
FOOD	MARY GUPTA		MCDONALDS ORANGE DRINK
FOOD	MARY GUPTA		RICE [6 QUARTS]
FOOD	MARY GUPTA		SALT, RED PEPPER, LEMONS
OTHER	MARY GUPTA		SPONGES/SOAP FOR CLEAN UP
DECORATIONS AND SET UP	PREETI MATHUR	651-721-0793	POST SIGNS FROM SNAIL LAKE BLVD & ROAD
FOOD	PREETI MATHUR		RICE [6 QUARTS] <i>Single Pulao</i>
OTHER	RABINDER BAINES	651-735-4322	COLLECT SILC CHILDREN FOR SINGING
SPORTS/GAMES	RABINDER BAINES		NATIONAL ANTHEM
OTHER	RAJEEV GOYAL	952-997-3426	ORGANIZE CHILDREN'S GAMES
MEMBERSHIP DUTIES	SURYA PIDAPARTI	763-416-6571	MICROPHONE
			WORK AT MEMBERSHIP TABLE

IAM PICNIC AUGUST 19TH  
TO DO LIST

DECORATIONS AND SET UP	VATSAL MUNSHI	763-566-9175	PURCHASE BALLOONS & TAPES
DECORATIONS AND SET UP	VATSAL MUNSHI		COPIES OF NATIONAL ANTHEMS
FLAGS	VATSAL MUNSHI		SET UP FLAGS FOR HOISTING
FOOD	VATSAL MUNSHI		SOFT DRINKS [25 LITERS]
SPORTS/GAMES	VATSAL MUNSHI		ROPE, SACKS
PRIZES	VATSAL, RAJEEV, LAXMAN, KUMUD		
FOOD	VEENA KHERA		RICE [6 QUARTS]
DECORATIONS AND SET UP	VIDHYA SHANKAR	612-338-0633	PUT SIGNS & DECORATOR SHELTER
SPORTS/GAMES	VIJAY RAJAMANI	612-617-9377	SOCCER AND VOLLEY BALLS
START COALS -- 11 AM	VINOD GUPTAs		Deepshika and Mary's husbands
PAPER RRODUCT	VIPIN GOPAL		WILL CHECK OUT PAPER PRODUCTS (PLATES, FLATWARE, PAPER CUPS, TICKETS, GARBAGE BAGS, TAPE, SCISSORS)





# It's IAM Picnic Time



Come one, come all!

The India Association of Minnesota (IAM) invites you to join in the annual Independence Day Picnic and summer fun.

**When: Sunday, August 20, 2000**  
**11 a.m. to 4 p.m.**

**Where: Fort Snelling State Park**  
**St. Paul** (see directions below)

**What: Flag hoisting at 12:30 p.m.**  
**Picnic lunch and more:**

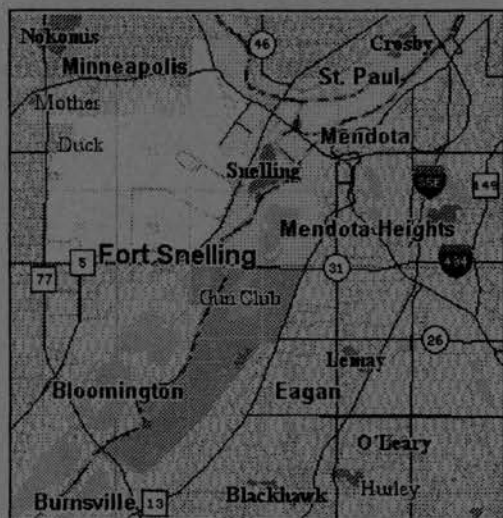
- ⊗ Door prizes
- ⊗ Volleyball
- ⊗ Games for kids and adults

Lunch cost: \$5 per person. Free for children below age 8.



For more information about the picnic, call Kumud at (952) 937-9231 or Ananth at (651) 730-5966.

Visit the IAM Web site: [www.iamn.org](http://www.iamn.org)



## Directions to Fort Snelling State Park:

From I-494 east or west, take Hwy. 5 east. Take the Post Road exit off Hwy. 5 and follow signs to the state park. The park is near the Mpls.-St. Paul International Airport.



Located in the heart of the Twin Cities, the Fort Snelling State Park offers extensive hiking, bike and ski trails that link to Minnehaha Park and the Minnesota Valley National Wildlife Refuge. Canoe on Gun Club Lake, play golf, swim in Snelling Lake, or

hike on Pike Island where the Mississippi and Minnesota rivers converge.

Visit the Dakota Memorial and follow the trails to hike up to the historic Fort Snelling for a view of military life in the 1820s.



Park entrance fee: \$4 per car

IAM PICNIC AUGUST 19TH  
TO DO LIST

PICNIC CHECKLIST	PERSON RESPONSIBLE	PHONE NO.	RESPONSIBILITIES
COALS AND UTENSILS	Deep And Preeti		SERVING SPOONS(10), LARGE KNIFE(4)
COALS AND UTENSILS	Preeti	483-0793	Charcole (3, 20 lb bags), charcole lighter fluid (1 can), matchbox (1)
Barbecue tools - 4 sets	Deep, Preeti, Mary gupta		
FOOD	Bhupat Desai	777-7991	pick up 3 large trays of chola - taste of India
FOOD	Kumud ?	952-401-7548	RICE [6 QUARTS]
FOOD	Rabindar	651-735-4322	RICE [6 QUARTS]
FOOD	Mary Gupta	651-483-4904	RICE [6 QUARTS]
FOOD	Indira Junghare	651-644-2843	RICE [6 QUARTS]
FOOD	Raji	651-290-1938	RICE [6 QUARTS]
FOOD	Ashoke	763-478-8163	RICE - Big tray
FOOD	Rita Mohapatra	651-739-0426	RICE [6 QUARTS]
FOOD	Karla	612-721-1173	Purchase WATERMELONS [15 Seedless]
FOOD	Need volunteers		Help Cut Watermelon Slices
FOOD	Govind and Sandra	651-699-9498	CHIPS [15 LARGE PACKAGES]
FOOD	Govind and Sandra	651-699-9499	COOKIES (350 pieces)
FOOD	Govind and Sandra	651-699-9500	Purchase and Cut 10 lbs. <del>Tomato</del> Slices tomato
FOOD	Deep		CONDIMENTS (PICKELS, KETCHUP, MUSTARD, Hot Sauce), salt
Food	Sunita Mahajan		Purchase and cut 10 lb of red onion rings
Food	Kamlesh Anand	651-486-3117	Purchase and cut 10 lb of red onion rings tomato onion
FOOD	Deep		VEGIE BURGERS [225] → shd. these be steamed
FOOD	Deep		HOT DOGS [50]
FOOD	Deep		BUNS [50 HD] HAMBURGER [300]
FOOD	Deep		HAMBURGERS [75]
FOOD	Mary Gupta	651-483-4904	MCDONALDS ORANGE DRINK
FOOD	Bankim Desai	651-784-8916	SOFT DRINKS [25 LITERS]
Ice	Mary Gupta		20 lb bags ice bags
LARGE BUCKETS	Preeti		LARGE Tub
FOOD	Vinod Gupta, Vinod Gupta, Ed Joseph, and Anoop Mathur		Help Grill

IAM PICNIC AUGUST 19TH  
TO DO LIST

	Kumud, Deep Shikha, Rita Mohapatra, theresa Joseph, Sandra Vatassary, and others		<i>Kitchen help</i> Help serve food and help in kitchen
FOOD Servers			
FOOD	Deepshika		Coordinate getting and serving food
FOOD	<del>Need volunteers</del>		<del>Kitchen Help and Serve Food</del>
PAPER RRODUCTs	Deepshika		<i>2.50</i> <i>+3</i> <i>3</i> Plates (300), paper cup (foam -500) napkin (500), a box of black heavy duty garbage bags)
Misc.	Deep		tupperware, plastic Ziploc bags, heavy duty Aluminum foil, saran wrap, aluminum trays (12) food service gloves, paper twel (5) scissor, masking tape, hot pad.
START COALS -- 11 AM			

**IAM PICNIC AUGUST 19TH  
TO DO LIST**

[illegible]

**p\_mathur**

---

**From:** "Balki Radhakrishnan" <Balki.Radhakrishnan@genmills.com>  
**To:** <p\_mathur@att.net>  
**Cc:** <p-mathur@att.net>  
**Sent:** Sunday, August 03, 2003 9:08 AM  
**Subject:** IAM Picnic flyer

Dear Preeti,

I checked my old files to see if I had a list of the locations where I posted the IAM dinner posters. Unfortunately, couldn't find it in my files. But I took a stab at creating a new list and I am hoping this helps in some way. There are about 30 desi locations in this list. Thanks! - Balki

Central Ave:  
Hindu Mandir  
Patel Bros (old)  
Patel Bros (new store)  
Bollywood Imports  
Sahib's restaurant  
Udupi Restaurant

Brooklyn Park:  
Passage to India Restaurant  
Brookdale Cinemas (where they play Desi movies)  
Gita Ashram

St. Louis Park / Hopkins:  
Taste of India (394 and Park pl. / Xenia)  
Kumarie's (Minnetonka and Texas)  
Indian Grocery Store right next door  
Nepali restaurant - Shangri-La - right next door  
Spices of India (Blake Rd. and Excelsior)

Downtown:  
New Delhi (12th and Nicollet)  
Bombay Bistro (Marquette)  
Khazana (Marquette)  
Jewel of India (Washington Ave.)

Uptown: (all in the Lake and Hennepin intersection)  
passage to India restaurant  
Natraj India Kitchen  
Harry Singh's restaurant

Eagan:  
Mirch Masala Grocery (Yankee Doodle and Denmark)  
Grand India Restaurant

Bloomington:  
Surabhi Indian Restaurant  
Tandoor Indian Restaurant

TBS Grocery

Richfield:  
Flavors of India ( Lyndale ave.)

Plymouth:  
Joy of India (Hwy. 55 and 169 - Rainbow parking lot)

Roseville:  
Taste of India (by Radisson)

St. Paul:  
Everest (on Grand Ave.) - Nepali Restaurant

Balki Radhakrishnan  
Manager, Corporate Development  
General Mills  
Ph: (763) 764-8422  
Fax: (763) 764-4576

1. City Pages

Telephone: 612-375-1015  
Fax: 612-372-3737  
Address: City Pages  
Attention: Editor - City Lights  
401 Third St N Suite 550  
Minneapolis, MN 55401

2. Minnesota Daily

Telephone: 612-627-4080  
Fax: 612-627-4159  
Address: The Minnesota Daily  
Attention: Calendar Editor  
2301 University Ave SE  
Minneapolis, MN 55414

3. Asian Pages

Telephone: 952-884-3265  
Fax: 952-888-9373  
Address: Asian Pages  
Attention: Calendar Editor  
8949 Xerxes Ave S  
Bloomington, MN 55431

4. Asian American Press

Telephone: 651-224-6570  
Fax: 651-224-7032  
Address: Asian American Press  
Attention: Editor - Events Calendar  
417 University Ave W  
Saint Paul, MN 55103

5. Lillie Suburban Newspapers

Telephone: 651-777-8800  
Fax: 651-777-8288  
Address: Lillie Suburban Newspapers  
Attention: Editor - Events Calendar  
2515 East 7th Ave  
North Saint Paul, MN 55109

6. FOCUS NEWS

Telephone: 651-633-3434  
Fax: 651-633-9550 or try 763-706-0891  
Address: FOCUS NEWS  
Attention: Editor - Around Town  
2819 N Hamline Ave  
Roseville, MN 55113

7. City Business

Telephone: 612-288-2100  
Fax: 612-288-2121  
Address: City Business  
Attention: Events Calendar  
300 Rand Tower, 527 Marquette Ave  
Minneapolis, MN 55402

8. Star Tribune

Telephone:  
Fax: 612-673-7872  
Address: Star Tribune  
Attention: Tim Harlow, Editor - Events Calendar  
425 Portland Ave S, Minneapolis, MN 55488

9. Pioneer Press

Telephone:  
Fax: 651-228-5268  
Address: St. Paul Pioneer Press  
Attention: Kjirsten Holt, Editor - Events Calendar  
345 Cedar St, Saint Paul, MN 55101

10. PULSE Magazine

Telephone:  
Fax: 612-822-0342  
Address: PULSE of the Twin Cities  
Attention: Editor - Events Calendar  
3200 Chicago Ave S, Minneapolis, MN 55407

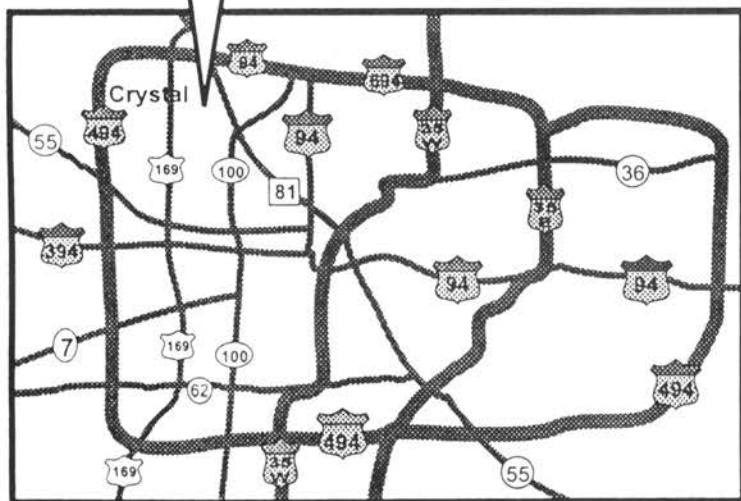
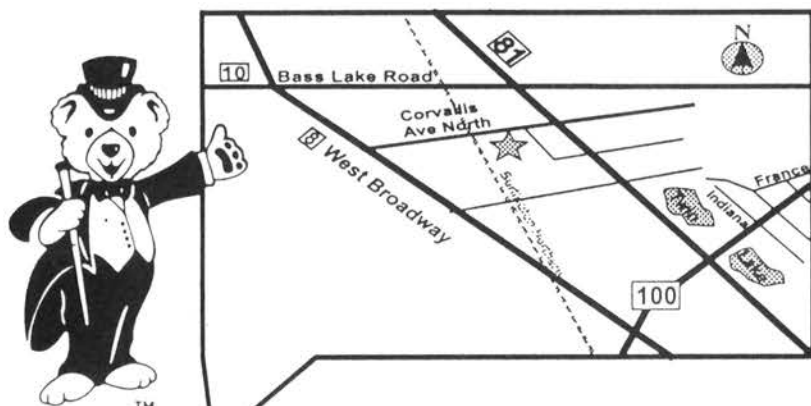


- A. Responsibility for equipment and safe operation remain with the customer from the time the equipment leaves our store until it is returned.
- B. All charges are for time out of store whether used or not. Any Equipment not returned by the stated return time, will be billed to the customer at the full daily rate.
- C. The customer is responsible for current full replacement cost of all lost, stolen or damaged goods.
- D. The undersigned hereby agrees to indemnify and hold Supplier harmless for any and all claims, actions, and damages (including attorney's fees).
- E. All safety instructions must be followed. Please read them carefully. The supplier's Technician may shut down any unit not being safely operated.
- F. Late payments are subject 1.5% finance charge per month. Returned check fee is \$20.00 per item.
- G. Any account requiring collection procedures is liable for any and all expenses incurred therein.
- H. Any prizes picked up or delivered are listed on the attached pages.
- I. Remember to take down equipment in severe weather conditions.
- J. Notify Supplier immediately of any problems with equipment or no adjustments will be made.

It is our goal never to see a child hurt! If you follow the simple safety reminders, you will be helping your children enjoy a really FUN ride safely.

Call if you have questions or problems: **763-535-9003**

Customer hours are: 9:00 am to 5:00 pm, Monday - Friday



5617 CORVALLIS AVE. N. • Minneapolis, MN 55429

1-763-535-9003 • 1-800-929-4664

FAX: 1-763-535-1578

[www.Funrental.Com](http://www.Funrental.Com)



## FUN SERVICES FUN RENTAL

5617 Corvallis Avenue North  
Minneapolis, Minnesota 55429  
(763) 535-9003 or (800) 929-4664  
FAX: (763) 535-1578

# CUSTOMER AGREEMENT / INVOICE

DATE	INVOICE #
8/20/2002	12238

CUSTOMER / ORGANIZATION		CHAIRPERSON'S NAME		PHONE # / FAX #	
India Association of Minnesota 7328 York Avenue N Brooklyn Park, MN 55443		Vadsal Munshi		952-888-6080 / 952-888-6066	
		DELIVERY TIME	PICK UP TIME	PAYMENT DUE	
		-----	-----	Pay on Pick-up	
EVENT DATE	EVENT HOURS	CUSTOMER PICK UP DAY & TIME		CUSTOMER RETURN DAY & TIME	
Sun. Aug 25, 2002	Noon-5pm	Sat. 8/24/02 7pm-8pm		Mon. 8/26/02 9am-5pm	
QTY	DESCRIPTION			RATE	AMOUNT
1	TugOWar Rope			15.00	15.00T
1	Moonwalk added 8-22-02			185.00	185.00T
REVISED 8-22-02					
1	X Instructions have been sent.				
Customer will provide: 1 Attendants (must be 18 years or older)					
Customer will provide: 1 X 20 Amp / 120 Volt circuits of Electricity within 5 feet.					
Size of Vehicle Customer Needs to Pick These Items Up: Mini van w/o back seat.					
State sales tax					
				6.50%	13.00

PAID VISA  
8-24-02  
\$213.00

I have received the safety instructions for each item rented. I understand and agree to follow all operating instructions. Renter's signature below binds renter to the terms and conditions on both sides of this agreement. All paragraphs are part of this agreement. IMPORTANT: Read both sides of this agreement before signing.

X \_\_\_\_\_ (Must be 18 years or older)  
I am authorized to sign this agreement for organization represented.

**TOTAL \$213.00**

**Please sign and return.**

**Payment is due when you pick-up. Thank - You**

Sundar  
cell.

651-338-6778

wed: Meeting

- Talk to Karla
- Sundar about tickets, adbox.
- Newby publicity
- Verify prog - sequence.
- Remind everyone about their duties
- Kinnid - microphone
- Verify guests ~~if~~ accepted & conig
- web site

Thank -

- Had a meetg - try 4 - Thanks to all who came.
- ~~Dates~~ <sup>to</sup> listed in spread sheet - picked up stuff - That Ben
- Need to go over main categori  
& get updates on progress.
- Do a dry-run of seq. 1 events.

How does a ABCD (American Born Confused Desi) explain the "Ramayan" to his son?

Son : Pop... what is the Ramayan stuff that all my friends in school talk about..Pop : So, like this dude had, like, a big cool kingdom and people liked him. But, like, his step mom, or somethin', was kind of a bitch, and she forced her husband to, like, you know, send this cool dude, he was Ram, to some national forest or reserve or somethin'. Since he was going, for like, somethin' like more than 10 years or so, he decided to take his wife and his bro along. You know... so that they could all chill out together. But dude, the forest was reeeeeeeal scary shit, really man, they had monkeys and devils and shit like that.

But this dude, Ram, kicked their ass with darts, bows and arrows, so it was fine. But then some bad \*\*\*\*\* boys, some jerk called Ravan, picks up his babe (Sita) and lures her away to his hood. And boy, were our man, and his bro Lakshman, pissed! And you don't piss this son-of-a-gunz 'coz, he just kicks ass and like, all the gods were with him.

So anyways, you don't mess with gods. So, Ram and his bro get an army of monkeys. Dude, don't ask me how they trained the damn monkeys, just go along with me, OK. So, Ram, Lakhs, and their monkeys whip this gansta's ass in his own hood. Anyways, by now, their time's up in the forest and anyways, it gets kinda boring. You know no TVs or malls or shit like that. So, they decided to hitch back home. He, his bro and the wife are back home.

People thought, well, you know, at least they deserve somethin' nice and they didn't have any bars and clubs in those days. So they couldn't take them out for a drink, so the people decided to smoke. And they also had some lamps, they lit the lamps too. So it was pretty coool... you know with all those fireworks really, they had some local band play along with the fireworks, and you know what, dude, that was the very first, no kidding, that was the very first musical-synchronized fireworks. You know, like the 4th of the July stuff, but just more cooler and stuff, you know.

And, so dude, that was how, like, this festival started. Cool!!! Diwali Rocks Maaan! Got it...

- 12.45 → <sup>guests</sup> flag hoisting

- 12.45 flag hoisting (Indian flag first)

Preeti

raise Indian flag

National Anthem  
speech

American ..

National Anthem  
speech

→ Large umbrellas

---

Anil/  
Dilip

→ India town, ~~web site~~

Dilip → web site

Radio → Mukhtar Thakur KFAI

Anil → WCCO, Star Tribune, St. Paul Pioneer  
Press  
→ Vineeta Swahaar

---

**IAM Picnic Meeting Agenda**  
 3 pm August 4, 2002  
 300 Harbor Lane, Shoreview, MN55126

- |   |  |
|---|--|
| <ul style="list-style-type: none"> <li><input checked="" type="checkbox"/> Invitations and Handling of Guests <i>mention / check Ashoke</i></li> <li><input checked="" type="checkbox"/> Publicity <i>Ido SILC; India Palace Taste of India</i></li> <li><input checked="" type="checkbox"/> Setup, Decorations, Signs</li> <li><input checked="" type="checkbox"/> Microphones/Photography <i>Ashu Kumud. Boombox. for - copies</i></li> <li><input checked="" type="checkbox"/> Flag Pole Installation</li> <li><input checked="" type="checkbox"/> Front Desk/Membership</li> <li><input checked="" type="checkbox"/> Food and Kitchen Help</li> <li><input checked="" type="checkbox"/> Games <i>- rent? big - games on Internet-</i></li> <li><input type="checkbox"/> Prizes</li> <li><input checked="" type="checkbox"/> <i>Flag Run Through.</i></li> <li><input type="checkbox"/> Look through stuff brought from storage</li> </ul> | <p><i>Hatch called at 12 -</i></p> <p>Preeti/ Ashoke</p> <p>Govind <i>India Town - SILC Sajan</i></p> <p>Shibani -</p> <p>Anant <i>Sheela</i></p> <p>Anoop</p> <p>Dilip</p> <p>Deepshika</p> <p>Shibani</p> <p>Ashoke</p> <p>All</p> |
|---|--|

*Games*  
*Ananta*

- ☒ *Send Ashoke - list of publicity -*
- ☒ *Bill began.*

**IAM Picnic Meeting Agenda**  
3 p.m. August 4, 2002  
300 Harbor Lane, Shoreview, MN55126

- |  |                |
|--|----------------|
| <input type="checkbox"/> Invitations and Handling of Guests      | Preeti/ Ashoke |
| <input type="checkbox"/> Publicity                               | Govind         |
| <input type="checkbox"/> Setup, Decorations, Signs               | Shibani        |
| <input type="checkbox"/> Microphones/Photography                 | Anant          |
| <input type="checkbox"/> Flag Pole Installation                  | Anoop          |
| <input type="checkbox"/> Front Desk/Membership                   | Dilip          |
| <input type="checkbox"/> Food and Kitchen Help                   | Deepshika      |
| <input type="checkbox"/> Games                                   | Shibani        |
| <input type="checkbox"/> Prizes                                  | Ashoke         |
| <input type="checkbox"/> Look through stuff brought from storage | All            |



Bolts

Flags - at same ht.

- Hatch comes at 12:15 pm.

- Check ~~off~~. Indian flag first - <sup>Nation</sup> An - Godan  
- US House - U.S. National Anthem - Hatch.

- Guest of Honor - Ashu.

- Chief Guest - heeh  
Godan

Golf-size umbrella

---

Publicity: Asia Import.  
Hindu Mandir

Web site: - needs to be updated.

Dilip - will take care follow w/ Suvo.

Send Dilip India Town.

- Anil will take care of India town.

- Mukhtar. - Govind.

- Anil - Star Tribune

- WCCO.

- Mukhtar -

- TV. / KSTP Vincent Sawyer.  
(coverage)

SILC - heeh

Do India Palace  
Taste of India

TV. Prog:



Anant: - CDs.

bring copies of Jara Jara Mana  
+ Star Spangled. Bar.

- Digital camera. } Anit.
- Video camera }
- Drip + Anant - film

✓ Membership - current give

Dilip gets it from Kund.

• Check w/ Sunder about Tickets.

Dilip + Vatsal at Front Desk.

Barium / Goud Backup.

Name Tags - Check w/ Sunder.

\* Print Guest Speakers Name

Cash Box - check w/ Sunder.

Cash - / Charge.

Close 1:30 - to 3:00 p.m.

851-338-6778

Sunder (cell)

## Food

### Games:

- Volley ball -
- tug of war
- sack }
- soccer ball - (heeto)
- cricket - (Anand.)  
Dilip.
- Pinando

## Prizes

Raj Singh  
651-683-9995

## Get Ready for Picnic

- Call Karmud about microphone

- check prizes

- rent a game? (send to Shikani)

- send Ashoke publicity list.

- ~~send~~ email to all about we gone.

- check w/ Deep what is on her list - check

- Make program.

- send Deep list of what's in boxes.

make  
- Flags for  
Raj Men

- Face Painting(?)

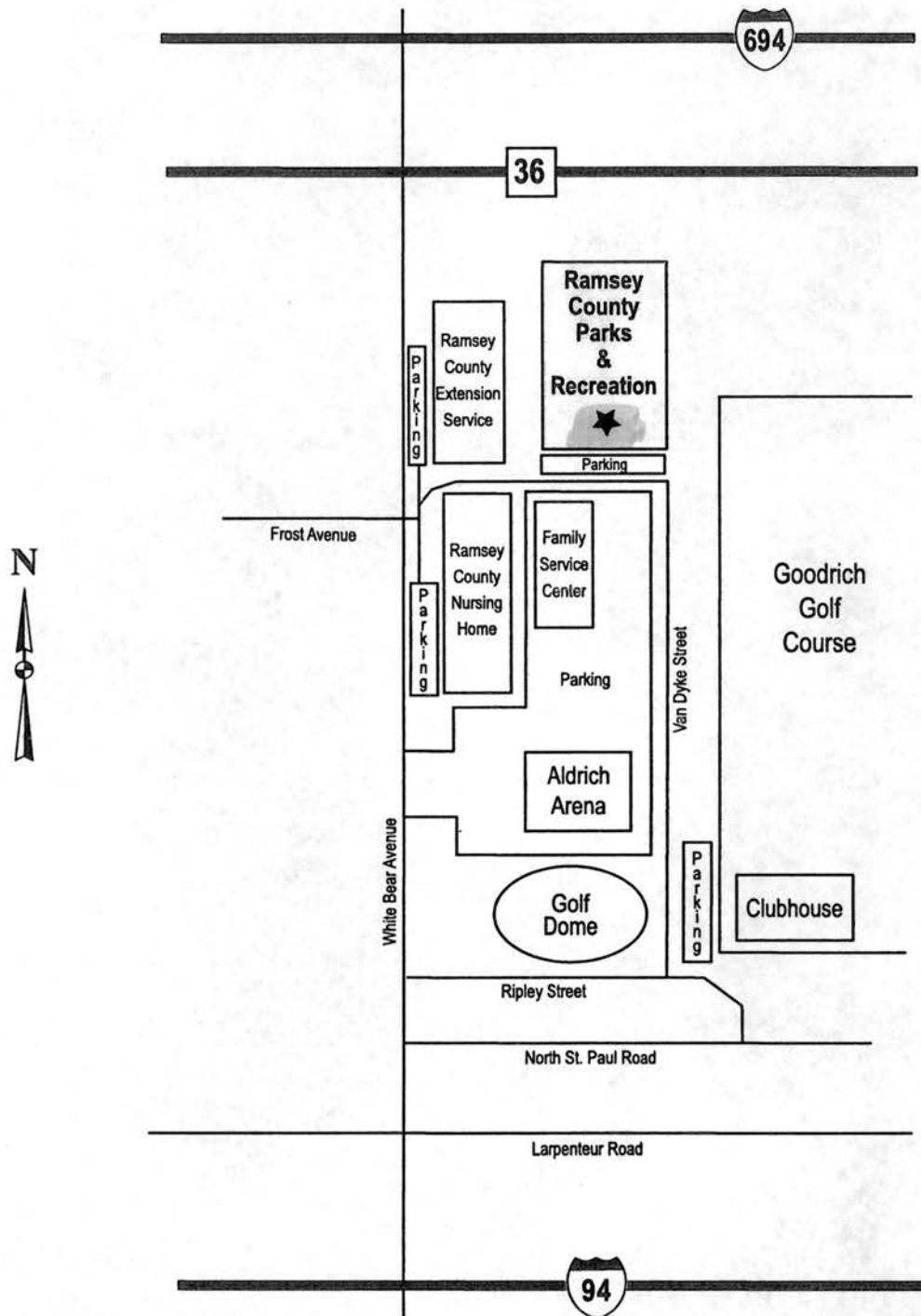
- Golf Umbrella

- Tub

copy of N.A.

## Directions to Ramsey County Parks and Recreation

2015 North Van Dyke Street  
Maplewood, MN 55109  
651-748-2500  
Fax 651-748-2508



**\*Keys should be picked up here Monday through Friday (non-holidays) between 8:00am and 4:00pm.**  
Keys can be picked up (and damage deposit posted) up to 3 business days prior to your event and should be returned after 12 noon, the next business day following your event.

## ATTENTION PICNIC RESERVATION GROUPS SPECIAL USE PERMITS

Special use permits are required for the following activities:

Pig roast (large pavilions only) • Dunk tank • Game/carnival activities  
Wedding ceremony/worship service/baptisms • Music - DJ or Live (allowed only at specific locations)  
Race/Walk/Bike Events • Water Ski Events • Fishing Contests • Orienteering Events

Notes: These activities are only permitted at specific locations, not all sites can accommodate these activities.

- An administrative fee of \$25 is required for each special use permit. In addition, a certificate of liability insurance is required for all carnival and dunk tank permits, race/walk/bike events, water ski events, etc.
- No generators, auxiliary tents or live animals are permitted.

TO RECEIVE A SPECIAL USE PERMIT, PLEASE COMPLETE THE BOTTOM PORTION OF THIS FORM AND  
FAX OR MAIL TO: JODY YUNGERS

RAMSEY COUNTY PARKS AND RECREATION  
2015 NORTH VAN DYKE STREET  
MAPLEWOOD, MN 55109

SPECIAL USE PERMIT REQUESTS MUST BE RECEIVED AT LEAST TWO WEEKS PRIOR TO EVENT DATE.  
SPECIAL USE PERMITS WILL BE MAILED OR FAXED TO PERMITTEE WITHIN 7 DAYS OF RECEIPT OF  
PAYMENT. PERMIT REQUESTS NOT RECEIVED WITHIN 14 DAYS OF EVENT WILL BE CHARGED AN  
ADDITIONAL \$25.00 LATE FEE.

---

### SPECIAL USE PERMIT REQUEST FORM

Name of organization \_\_\_\_\_ Your Name \_\_\_\_\_

Address \_\_\_\_\_ City \_\_\_\_\_ Zip \_\_\_\_\_

Phone including area code: Home ( ) \_\_\_\_\_ Work ( ) \_\_\_\_\_ Fax ( ) \_\_\_\_\_

Date of Picnic/Event \_\_\_\_\_ Park \_\_\_\_\_

Shelter No. \_\_\_\_\_ Picnic Permit Number \_\_\_\_\_

Requested special use activity (Please describe special activity requested and location of activity as it relates to reserved shelter/pavilion) \_\_\_\_\_

Specific time special use activity will take place in park \_\_\_\_\_

Indicate additional set-up and take-down time (if beyond park rental hours) \_\_\_\_\_

Does activity require electric hook-up? Yes No Water hook-up? Yes No

TO ASSURE THE LASTING BEAUTY OF THIS PICNIC FACILITY, USE OF TAPE,  
MARKER, STAPLES AND/OR NAILS IS STRICTLY PROHIBITED.



## Parks and Recreation Department

Gregory A. Mack, Director

2015 N. Van Dyke Street  
Maplewood, MN 55109-3796

Tel: 651-748-2500  
Fax: 651-748-2508  
[www.co.ramsey.mn.us](http://www.co.ramsey.mn.us)

### SNAIL LAKE PAVILION POLICY

1. Snail Lake Pavilion is generally available May 15 through October 1. Requests for use at other times will be considered on a case-by-case basis.
2. The operating hours for Ramsey County picnic areas are ½ hour before sunrise to ½ hour after sunset. Pavilions are rented from 10:00 a.m. to ½ hour after sunset. All cleanup and clearing of the area must be completed by park closing time.
3. Permits will be issued for the ensuing year beginning the first business day in January.
4. Reservations for picnic pavilions can be made at Ramsey County Parks and Recreation Department headquarters, 2015 North Van Dyke Street, Maplewood, Minnesota, (651) 748-2500, Ext. 304, on weekdays from 8:00 a.m. to 4:00 p.m. Reservations will be accepted on a walk-in, first-come-first-served basis only for the first week in January. Mail-in reservations will be processed in the order in which they are received beginning the second week in January. (Please call reservationist at (651) 748-2500, Ext. 304, to obtain instructions on the necessary information to include in your request.) Telephone requests to hold the pavilion for five (5) business days will be accepted the second week in January. **WE ACCEPT MASTERCARD AND VISA CREDIT CARDS FOR RENTAL FEES AND SPECIAL USE PERMIT FEES.**
5. The Snail Lake Pavilion has 28 (6ft) rectangular tables plus 6 square tables which will accommodate approximately 200 people. The pavilion is equipped with kitchen facilities including a two-burner electric stove, a commercial grade refrigerator/freezer, sink and electrical outlets. Janitorial equipment is provided and stored in the janitor closet. Handicapped-accessible restrooms are also available. There are 2 - 36" x 36" grills at the pavilion.
6. A sand volleyball court and handicapped-accessible children's play area is located next to the pavilion. The swimming beach is located north of the pavilion.
7. Amplified music is not allowed. Music that is not amplified is permitted.
8. RENTAL FEES: \$170.00 + \$11.05 (state sales tax) AND  
\$170.00 refundable damage and cleanup deposit

The rental fee is payable in full at the time a permit is issued. The cleanup and damage deposit **MUST** be paid (**CASH or CHECK ONLY for damage deposit**) on or before the keys are picked up no more than three (3) business days prior to the event. You will be required to sign a form acknowledging permittee responsibilities (cleanup work) that must be accomplished prior to return of your deposit. Keys should be returned the next business day following the event between 12:00 noon and 4:00 p.m. Overnight storage of food, equipment, etc. is prohibited. Ramsey County will not be responsible for items left overnight. It is **your responsibility** to make sure your contracted vendors pick up all equipment before you vacate the premises.

Over





9. Special use permits for pig roasts, dunk tanks and carnival events are only granted when in conjunction with large pavilion rentals. Pony rides are not permitted. **All special permit requests must be received in writing at least two weeks prior to event.**
10. **ALCOHOLIC BEVERAGES:** A special permit (no additional charge) is required if your group will have wine or beer in kegs or more than one case. Keg beer and wine must be served in paper or plastic cups, and cases of beer must be in cans. **NO GLASSWARE ALLOWED!**
11. **CANCELLATION POLICY:** For cancellations made 60 or more days prior to the event date, the rental fee less a \$25.00 cancellation charge shall be refunded. For cancellations made 30-59 days prior to the event date, 50% of the permit fee shall be refunded. For cancellations made less than 30 days prior to the event date, the full fee shall be retained.

**No refunds are given due to weather conditions.**

If you wish to change your date, park location or shelter within a park, you must return your original permit before a new permit will be issued. If the transfer requested is for an available shelter with a higher fee, the reservation will be held for five (5) working days to allow you time to remit the additional fee and return the original permit. No refunds will be given if transfer is to a smaller shelter. Transfers must be made at least 30 days prior to reservation date. No transfers to subsequent years.

12. Do not dump charcoal on the ground; use the charcoal disposal receptacles provided. Trash must be disposed of in the proper receptacles.
13. Pets are not allowed in picnic areas, at beaches, nature interpretive areas, wildlife refuges, golf courses, park buildings or park pavilions/shelters. It is unlawful to tether any animal to a tree, plant, building or park equipment. Pet owners are responsible for cleanup & disposal of pet feces.

## ADMINISTRATIVE POLICY DIRECTIVE

### AUTHORITY

"An Ordinance for the Control and Management of Park, Recreation and Open Space Areas and Facilities Under the Jurisdiction of the Ramsey County Board of Commissioners," Chapter III, Section F, ALCOHOL AND CONTROLLED SUBSTANCES, states:

It shall be unlawful for any person to:

1. Use, possess or sell any alcoholic beverages in violation of Minnesota Statutes;
2. Serve, possess or consume any alcoholic beverage except:
  - a) beer and wine in areas designated by the Director, or
  - b) by permit or concessionaire agreement approved by the Board;
3. Consume or possess any alcoholic beverage at sites where the Department or its agent is a licensed vendor of alcoholic beverages unless purchased at that site;
4. Possess or bring beer or wine into a park in kegs, barrels or other tap quantities, except as authorized by special permit; or
5. Use, manufacture, possess, sell, give away, barter, exchange, distribute or otherwise transfer any controlled substance, except on a lawful prescription by a person licensed by law to prescribe and administer controlled substances.

### POLICY

BEER (quantity packages of less than a case per group) may be possessed, transported to and from, and consumed during the course of picnicking within those grounds specifically designated and equipped for such use, excluding beach areas, from ½ hour before sunrise to ½ hour after sunset, at any of the park areas listed below:

BALD EAGLE-OTTER LAKES REGIONAL PARK, WHITE BEAR TOWNSHIP  
BATTLE CREEK REGIONAL PARK, MAPLEWOOD AND ST. PAUL  
BEAVER LAKE COUNTY PARK, MAPLEWOOD AND ST. PAUL  
LAKE GERVAIS COUNTY PARK, LITTLE CANADA  
ISLAND LAKE COUNTY PARK, SHOREVIEW  
KELLER REGIONAL PARK, MAPLEWOOD AND ST. PAUL  
LAKE OWASSO COUNTY PARK, SHOREVIEW  
LONG LAKE REGIONAL PARK, NEW BRIGHTON  
VADNAIS-SNAIL LAKES REGIONAL PARK, VADNAIS HEIGHTS/SHOREVIEW  
TURTLE LAKE COUNTY PARK, SHOREVIEW

BEER in quantities of a case or more and/or WINE may be possessed, transported and consumed at the above areas and within the picnic shelters at Lake Johanna County Park, Arden Hills, only by special permission granted by a valid permit for use of a specific area on a specified date, issued by the Director, pursuant to Chapter II, Section B, PERMITS, of the above cited ordinance.


Alcoholic beverages are prohibited at the following locations:

LAKE JOHANNA COUNTY PARK, ARDEN HILLS (EXCEPT WITHIN PICNIC SHELTERS BY SPECIAL PERMIT)  
LAKE JOSEPHINE COUNTY PARK, ROSEVILLE  
LAKE MCCARRONS COUNTY PARK, ROSEVILLE  
WHITE BEAR LAKE COUNTY PARK, WHITE BEAR LAKE

### PENALTIES FOR VIOLATION

In accordance with Chapter VI, Section B, FINES AND PENALTIES, of the above cited ordinance, a person guilty of violating any provisions of this ordinance shall be punished by a fine of not more than \$700, together with taxable costs, or imprisonment for a period not to exceed 90 days, or both.

REVISED AND ISSUED THIS 27<sup>th</sup> DAY OF NOVEMBER, 2000, BY:

  
Gregory A. Mack, Director  
Ramsey County Parks and Recreation Department



AN ORDINANCE FOR THE CONTROL AND MANAGEMENT OF PARK, RECREATION AND  
OPEN SPACE AREAS AND FACILITIES UNDER THE JURISDICTION OF THE  
RAMSEY COUNTY BOARD OF COMMISSIONERS

The County Board of Ramsey County ordains:

**CHAPTER I - PURPOSE/DEFINITIONS**

**SECTION A - PURPOSE**

This ordinance has been enacted pursuant to Chapter 383A, Laws of Minnesota, as amended, which authorizes the Ramsey County Board of Commissioners to enact ordinances to govern the conduct of members of the public during their use and enjoyment of the Ramsey County Parks and Recreation system so as to further the safety, health, enjoyment and welfare of all persons in the use thereof, and to protect public property and resources for posterity.

**SECTION B - DEFINITIONS**

1. "Agent" shall mean any unpaid volunteers and any person employed or hired by a contractor, concessionaire, or other person or firm to perform in a park or on other open space property at the request or under contract with the County of Ramsey."
2. "Amusement contraptions" means any contrivance, device, gadget, machine or structure designed to test the skill or strength of the user or to provide the user with any sort of ride, lift, swing or fall experience including, but not limited to, ball-throwing contest device, pinball-type devices, animal ride devices, dunk tank, ball and hammer devices, trampoline devices and the like.
3. "Board" shall mean and refer to the Ramsey County Board of Commissioners.
4. "Controlled substance" means any drug, substance or immediate precursor in schedules 1 through 5 of Minnesota Statutes, Section 152.02.
5. "Department" shall mean and refer to the Ramsey County Parks and Recreation Department.
6. "Director" shall mean and refer to the Director of Parks and Recreation - that person authorized by the Board to direct and administer the Parks and Recreation Department.
7. "Employee" shall mean any full-time, part-time, permanent or temporary worker in the employ of the Department. "Employee" shall also include unpaid volunteers and any person employed or hired by a contractor, concessionaire, or other person or firm to perform work in a park or on open space property at the request of or under contract with the County of Ramsey."
8. "Motor vehicle" means a self-propelled vehicle or vehicle propelled or drawn by a self-propelled vehicle which is operated on a highway, on the ground, in water, or in the air. Motor vehicle does not include any vehicle which operates exclusively upon railroad tracks.
9. "Motorized recreation vehicle" means any self-propelled, off-the-road or all-terrain vehicle including, but not limited to, snowmobile, mini-bike, amphibious vehicle, motorcycle, go-cart, trail bike, dune buggy or all-terrain cycle.
10. "Natural resources" shall mean all flora and fauna within a park and the physical factors on which they depend, including air, water, soil and minerals.
11. "Park" shall mean and refer to any park, open space, arena, golf course, special-use area, trail corridor or any other area owned, improved, maintained, operated or otherwise controlled by the Board for recreation or natural resource preservation purposes.
12. "Park waters" shall mean and refer to any lake, pond, river, stream or other body of water located wholly within the boundaries of a Ramsey County park or any public shoreline owned by or under the authority of the Board, including those waters lying within 300 feet of the waterfront immediately abutting park lakeshore.
13. "Peace officer" shall be as defined in Minnesota Statutes, Chapter 626.84, subdivision c.
14. "Permit" shall mean the written permission that must be obtained from the Department to carry out certain activities.
15. "Person" or "persons" shall mean individuals, firms, corporations, societies, or any group or gathering whatsoever.
16. "Pet" means any animal that is domesticated or kept as a companion.
17. "Roller-skate" is the act of riding or propelling oneself by human power or gravity on wheeled devices that are worn on a person's feet or stood upon by a person. "Roller-skates" specifically include, but are not limited to, traditional roller-skates, in-line roller-skates, roller-skis, skateboards and scooters.
18. "System" shall mean and refer to the Ramsey County Parks and Recreation system which includes the sites and facilities owned, maintained and operated by or otherwise under the authority of the Board, pursuant to Chapter 383A, Laws of Minnesota.

19. "Weapon" means any device including, but not limited to, firearms, bows, slings and spring guns from which a shot or a projectile of any type is discharged or propelled by means of an explosive, gas, compressed air, elastic or other means.
20. "Wildlife" shall mean any living creature, not human, wild by nature, including but not limited to mammals, birds, fish, amphibians, insects, reptiles, crustaceans and mollusks.
21. "Wine" means a vinous beverage containing not more than 14 percent alcohol by volume.

**CHAPTER II - REGULATIONS OF PUBLIC USE**

**SECTION A - PARK HOURS**

1. Parks shall be open to the public during that period of time thirty (30) minutes before sunrise and thirty (30) minutes after sunset. It shall be unlawful for any person to enter or remain in a park at any other time without a use permit, except when the park area or facility hours are otherwise designated by the Director, or the park area or facility is being used as part of an authorized Department program.
2. Any section or part of any park may be declared closed to the public by the Director at any time and for any interval of time, either temporarily or at regular and stated intervals, and either entirely or for certain uses as the Director shall find necessary.

**SECTION B - PERMITS**

1. Permits shall be required for the exclusive use of all or portions of specific areas, buildings and other system facilities for conducting special events. Any person, group or association of persons required to obtain a permit shall file an application for such permit with the Director.
2. Permittee shall be bound by this ordinance and any Department regulations in force as though the same were inserted in said permit.
3. Permittee shall be liable for any loss, damage or injury sustained by the system or any person by reason of the negligence of the person or persons to whom such permits are issued.
4. Permittee shall not transfer or relinquish said permit to another person or group of persons without written authorization from the Director.
5. The Director shall have the authority to revoke a permit.
6. It shall be unlawful for any person to disturb, harass or interfere with the grantee of a valid permit, or with any of the grantee's property or equipment.

**CHAPTER III - GENERAL CONDUCT**

**SECTION A - DESTRUCTION/DEFAACEMENT OF PARK PROPERTY/SIGNS**

It shall be unlawful for any person to intentionally deface, vandalize or remove park property, buildings, equipment or facilities; or intentionally deface, destroy, cover, damage or remove any placard notice, or sign or parts thereof, whether permanent or temporary, posted or exhibited by the Department.

**SECTION B - DISTURBANCE OF NATURAL RESOURCES**

It shall be unlawful for any person to:

1. Intentionally remove, alter, injure or destroy any natural resource without written authorization from the Director;
2. Dig trenches, holes or other excavation in a park without written authorization from the Director;
3. Plant or cultivate any plant, or release any animal into a park without written authorization from the Director; or
4. Remove any device, apparatus or material installed for the protection, support or preservation of any tree, shrub or plant.

**SECTION C - DISTURBANCE OF WILDLIFE**

It shall be unlawful for any person to:

1. Kill, trap, hunt, pursue, or in any manner disturb or cause to be disturbed, or have in possession any species of wildlife found within the confines of any park, except that fishing may be permitted in designated areas subject to the laws and regulations as established by the State of Minnesota; or
2. Remove any animal, living or dead, from a park without written authorization from the Director. Any animal so removed or taken contrary to the provisions of this ordinance or laws of the State of Minnesota shall be contraband and subject to seizure and confiscation.

#### SECTION D - LITTERING

It shall be unlawful for any person to deposit, scatter, drop or abandon in any park, any paper, bottles, cans, sewage, waste, trash or other debris, except in receptacles provided by the Department for such purpose. No person shall deposit in any receptacle in any park, any accumulation of waste or trash generated outside the boundaries of the park.

#### SECTION E - DISTURBING THE PEACE - CONDUCT

It shall be unlawful for any person to:

1. Use threatening, abusive, insulting, obscene or indecent language, or commit, perform or engage in any lewd, lascivious, obscene or indecent act;
2. Engage in fighting, quarreling, wrangling, raucous clamor or tumult;
3. Disturb, harass or interfere with any park user or user's property; or
4. Solicit or ask anyone to commit, perform or engage in any lewd, lascivious, obscene or indecent act of behavior.

#### SECTION F - ALCOHOL AND CONTROLLED SUBSTANCES

It shall be unlawful for any person to:

1. Use, possess or sell any alcoholic beverages in violation of Minnesota Statutes;
2. Serve, possess, or consume any alcoholic beverage except:
  - a) beer and wine in areas designated by the Director, or
  - b) by permit or concessionaire agreement approved by the Board.
3. Consume or possess any alcoholic beverage at sites where the Department or its agent is a licensed vendor of alcoholic beverages unless purchased at that site;
4. Possess or bring beer or wine into a park in kegs, barrels or other tap quantities, except as authorized by special permit; or
5. Use, manufacture, possess, sell, give away, barter, exchange, distribute or otherwise transfer any controlled substance, except on a lawful prescription by a person licensed by law to prescribe and administer controlled substances.

#### SECTION G - GAMBLING

It shall be unlawful for any person to gamble or participate in any game of chance for a consideration of items of value, except as may be permitted by the Board in accordance with Minnesota Statutes.

#### SECTION H - POSSESSION AND USE OF FIREARMS/DANGEROUS WEAPONS/FIREWORKS

It shall be unlawful for any person to:

1. Possess within park property, fire or discharge, or cause to be fired or discharged across, in or into any portion of the park, any gun or firearm, spear, bow and arrow, crossbow, sling shot, air or gas weapon, or any other dangerous weapon or projectile, except for purposes designated by the Board in areas and at times designated by the Board;
2. Possess, set off or attempt to set off or ignite any firecracker, fireworks, smoke bombs, rockets, black powder guns or other pyrotechnics without authorization from the Director; or
3. Possess or carry in any park, any airgun, bow and arrow, knife with a blade three (3) or more inches in length, slingshot, dart or projectile thrower, or any other dangerous or illegal weapon.

Nothing in this section shall be construed to prevent the recreational use of bow and arrows on officially established target ranges. Any unauthorized or illegal weapon within a park shall be subject to seizure by a peace officer.

#### SECTION I - AUDIO DEVICES

It shall be unlawful for any person to operate or play any musical instrument, radio, television, record or tape player, loudspeaker, public address system or sound amplifying equipment of any kind in any park in such a manner that the sound emanating therefrom is audible beyond fifty (50) feet of the set or instrument and, subsequently, interferes with use of the park by others or disturbs the residents of adjacent properties.

#### SECTION J - LOITERING

It shall be unlawful for any person to:

1. Enter any comfort station or restroom, washroom or toilet facilities set apart or designated for the opposite sex, except a minor in the custody and under the supervision of a parent or guardian, or a person attending to or assisting a handicapped person; or
2. Lurk or loiter in or around the toilet or other system facility, except to use or wait for an accompanying person using such facility for the purpose for which it is intended.

#### SECTION K - PARADES/ENTERTAINMENT/PUBLIC MEETINGS

It shall be unlawful for any person to conduct processions, parades, pageants, ceremonies, exhibitions, celebrations, training exercises, speeches, entertainment or other public gatherings through or in any park, except with written authorization of the Director.

#### SECTION L - COMMERCIAL USE/SOLICITATION/ADVERTISING/PHOTOGRAPHY

It shall be unlawful for any person to:

1. Solicit, sell or otherwise peddle any goods, wares, merchandise, services, liquids or edibles in a park, except by authorized concession or written authorization from the Director;
2. Operate a still, motion picture, video or other camera for commercial purposes in a park without written authorization from the Director;
3. Expose, distribute or place any sign, advertisement, notice, poster or display in a park without written authorization from the Director; or
4. Distribute or disseminate any leaflets, pamphlets, circulars, handbills, advertisements or other written or printed material without the written authorization of the Director.

#### SECTION M - SOLICITING DONATIONS

It shall be unlawful for any person to beg or solicit alms, donations or contributions within a park.

#### SECTION N - FIRES

It shall be unlawful for any person to:

1. Start or maintain a fire in any park, except small (not larger than three feet in diameter) recreational fires in fireplaces or fire rings provided for that purpose;
2. Start or maintain cooking fires, except in grills provided for that purpose. Private grills may be used in designated areas provided that all ashes and residue therefrom are disposed of in containers provided for such disposal;
3. Leave a fire unattended or fail to fully extinguish a fire; or
4. Scatter or leave unattended lighted matches, ashes, tobacco, paper or other combustible material.

#### SECTION O - AVIATION

It shall be unlawful for any person to use park property for a starting or landing field for aircraft, hot air balloons, parachutes, hang gliders or other flying apparatus without written authorization from the Director.

#### SECTION P - AMUSEMENT CONTRAPTIONS

It shall be unlawful for any person to bring in, set up, construct, manage or operate any amusement or entertainment contraption, device or gadget without written authorization from the Director.

#### SECTION Q - ENGINE-POWERED MODELS AND TOYS

It shall be unlawful for any person to fly or use any fuel or electric powered model aircraft, boat, car or rocket, or like-powered toy or model without written authorization from the Director. This section shall not apply to models or toys which are powered by hand-wound springs, rubber, or other elastic materials, or by inertial flywheels.

#### SECTION R - UNLAWFUL OCCUPANCY

It shall be unlawful for any person to enter in any way, any building, installation or area that may be under construction, locked or closed to public use; or to enter, remain in, or be upon any building, installation or area after the posted closing time or before the posted opening time, or contrary to the posted notice in any park.

#### SECTION S - INTERFERENCE WITH EMPLOYEE PERFORMANCE OF DUTY

It shall be unlawful for any person to impersonate any employee or agent of the Department or interfere with, harass or hinder any employee or agent in the discharge of duties.

#### SECTION T - PETS IN PARKS

It shall be unlawful for any person to:

1. Cause or allow any pet to roam or be at large in any park;
2. Permit a pet, except guide animals to assist a blind or impaired person, to enter any beach area, picnic area, nature interpretive area, wildlife refuge, golf course, park building or park shelter;
3. Bring a pet into an authorized area of a park unless caged or on a leash not more than six (6) feet in length, except in a designated pet exercise or training area;

4. Permit a pet to disturb, harass or interfere with any park visitor, park visitor's property or park employee;
5. Tether any animal to a tree, plant, building or park equipment;
6. Have custody or control of any pet in a park without possessing and using an appropriate device for cleaning up pet feces and disposing of the feces in a sanitary manner; or
7. Permit any pet or domestic animal to graze or browse in any park.

#### SECTION U - UTILITIES

It shall be unlawful for any person to locate, construct or erect any sewer, gas pipe, water pipe, hydrant, lamp post, telephone or electric post, conduit, pump, lift station or other utility feature in any park without approval of the Board. Every person, firm or corporation who receives a contract or permit to do work shall, after such work has commenced and until same has been completed, isolate the construction area by security fencing, warning lights and signs, or other appropriate measures that will protect the public from exposure to danger and prevent unnecessary accidents.

#### SECTION V - LOST AND FOUND ARTICLES

Lost or mislaid articles, money or personal property which are found in any park shall be delivered or turned over to the Ramsey County Sheriff's Patrol Station or to the nearest on-duty peace officer. Property will be disposed of in accordance with Minnesota Statutes 345.15.

#### SECTION W - PEACE OFFICERS AND EMPLOYEES

It shall be unlawful for any person to:

1. Willfully resist, refuse or fail to comply with any order, direction or request lawfully given by any peace officer, Department employee or agent acting under the authority of the Board and in accordance with this ordinance; or
2. Interfere with or, in any manner, hinder any Department employee, agent or peace officer during the performance of assigned duties.

#### SECTION X - POSTED REGULATIONS, DIRECTIONAL SIGNS AND GRAPHICS

It shall be unlawful for any person to disregard or fail to comply with any posted regulations, directional signs and graphics, barriers or other control devices located within any park.

#### CHAPTER IV - REGULATION OF RECREATION ACTIVITY

##### SECTION A - PICNICKING

It shall be unlawful for any person to:

1. Assume exclusive use of a reservation picnic site or shelter without a permit;
2. Use a portion of a reservation picnic area or shelter without a permit if the area is reserved by a permitted group;
3. Conduct picnic activity at reservation picnic sites contrary to a permit, or otherwise violate provisions of a permit; or
4. Set up temporary shelters, tarps, canopies and other such devices without a permit.

##### SECTION B - SWIMMING

It shall be unlawful for any person to:

1. Bathe, wade or swim in any park waters, except in such areas specifically designated for such use;
2. Intentionally expose his or her genitals, pubic area, buttocks or female breasts below the top of the areola with less than a fully opaque covering while wading, swimming or using any beach or other area within a park, if ten (10) years of age or older;
3. Take glass bottles or glass containers of any kind into a designated beach area;
4. Start or maintain a fire or grill in a designated beach area;
5. Scuba dive in a designated swimming area, except by written authorization from the Director; or
6. Bring into or use at any beach any innertube, life raft or other inflatable or buoyant object intended to support a person, except U.S. Coast Guard approved life jackets or vests when properly attached.

##### SECTION C - FISHING

It shall be unlawful for any person to:

1. Fish in a park in violation of any provisions of Minnesota Statutes;
2. Fish in a prohibited area;
3. Take any fish, frog, turtle or crayfish by spearing, archery, netting, trapping from park waters or from any shoreline, pier or dock under the jurisdiction of the Board;
4. Fish in a reckless or careless manner so as to create a nuisance or to endanger the safety of other park users;

5. Cut a hole in the ice of any park waters, except where ice fishing is permitted and then only when said hole is less than ten (10) inches in diameter;
6. Erect a permanent or portable ice fishing shelter on any park waters without a permit;
7. Move an ice fishing shelter onto or off of the ice from any park, except from access points designated by the Director; or
8. Leave an ice fishing shelter unattended on parkland.

#### SECTION D - BOATING

It shall be unlawful for any person to:

1. Launch or land any watercraft upon any waters within a park, except at designated location and time;
2. Leave any watercraft unattended, except in designated areas;
3. Operate any watercraft in a designated swimming area or other prohibited area;
4. Operate any watercraft in park waters in violation of Minnesota Statutes, § 86B, "Waters and Watercrafts";
5. Launch, dock or operate any watercraft within 100 feet of any designated swimming area;
6. Tow a person on water-skis, surfboard, kneeboard or innertube in a designated swimming area or enter a designated swimming area on such device;
7. Operate any watercraft in violation of rules and regulations limiting watercraft type, horsepower size, type of motor, direction of travel or speed;
8. Operate any watercraft in such a manner that its wash or wake will endanger, harass or unnecessarily interfere with any person or property; or
9. Launch or remove any watercraft from park waters without inspecting the watercraft and trailer for aquatic vegetation, removing and properly disposing of said vegetation in containers provided.

#### SECTION E - BICYCLING

It shall be unlawful for any person to:

1. Operate a bicycle, except on paved bike trails and roadways, and except as close to the right hand side of the paved bike trail or roadway as conditions permit;
2. Operate a bicycle on unpaved trails, except at areas and times designated for that purpose;
3. Operate a bicycle in violation of Minnesota Statutes, Chapter 169, "Highway Traffic Violation"; or
4. Ride or operate a bicycle, except in a prudent and careful manner or at a speed faster than is reasonable and safe with regard to the safety of the operator and other persons in the immediate area.

#### SECTION F - GOLF

It shall be unlawful for any person to:

1. Hold a tournament under the jurisdiction of the Board without having procured a permit;
2. Drive, putt or, in any other manner, play or practice golf, except in areas specifically designated for such use; or
3. Enter or exit any golf course, except through designated access points.

#### SECTION G - GAMES

It shall be unlawful for any person to engage in any potentially dangerous games involving thrown or propelled objects such as baseballs, horseshoes or similar objects, except in areas specifically designated for such use.

#### SECTION H - CROSS-COUNTRY SKIING

It shall be unlawful for any person to:

1. Cross-country ski in any park, except on designated trails at designated times when weather conditions permit;
2. Cross-country ski in any park in violation of Minnesota Statutes, Section 85.41 - Cross-Country Ski Passes;
3. Cross-country ski on park trails contrary to rules and regulations established by the Director or in violation of any posted trail sign; or
4. Use cross-country ski trails during the cross-country ski season for any activity other than cross-country skiing.

#### SECTION I - HORSEBACK RIDING

It shall be unlawful for any person to ride or drive a horse in any park, except in areas specifically designated for such use.

#### SECTION J - CAMPING

It shall be unlawful for any person to establish or maintain any camp or other temporary lodging or sleeping place in any park, except by written authorization from the Director, and then only in areas specifically designated for such use.



## SECTION K - ROLLER-SKATING

It shall be unlawful for any person to:

1. Roller-skate in a park, except on paved bike/hike trails unless posted otherwise;
2. Roller-skate in a park, except in a prudent, careful manner and at a speed that is reasonable and safe with regard to the safety of the operator and other persons in the immediate area;
3. Roller-skate in any park building or shelter, except by written authorization from the Director; or
4. Roller-skate in any parking lot, except incidental travel between a motor vehicle and an authorized use area.

## SECTION L - SNOWMOBILING

It shall be unlawful for any person to:

1. Operate a snowmobile in any park or on any public trail or lake surface under the jurisdiction of the Board, except in areas and on trails and lakes specifically designated for such use;
2. Operate a snowmobile in any park or on any public trail or lake surface under the jurisdiction of the Board contrary to, or in violation of, Minnesota Statutes, Section 84.81-84.90, "Snowmobile Laws," and Chapter 5: Natural Resources 51-59, "Snowmobile Rules and Regulations" (all rules and regulations therein pertaining to "public land and water" shall apply on park property and park waters);
3. Operate a snowmobile in excess of speed limits specifically posted for such use or to speed in excess of 15 miles per hour within 100 feet of any person fishing, fish house, pedestrian, skier, skating rink, sliding or other area where such operation would conflict with or endanger another person's property;
4. Operate a snowmobile within 150 feet of any residential shoreline on sanctioned lakes within Ramsey County, except at a speed of 15 miles per hour or less for the purpose of ingress and egress from the lake or for the purpose of parking such vehicles near the shoreline;
5. Operate a snowmobile to tow any person, sled or other conveyance, except for by the use of a rigid tow bar attached to the rear of such snowmobile (disabled snowmobiles shall be exempt); or
6. Operate a snowmobile in violation of any posted sign.

## SECTION M - OTHER WINTER ACTIVITIES

It shall be unlawful for any person to ice skate, sled, coast, snowshoe or ski in a park, except at designated times and places.

## CHAPTER V - REGULATION OF MOTORIZED VEHICLES, TRAFFIC AND PARKING

### SECTION A - MOTORIZED RECREATION VEHICLE

It shall be unlawful for any person to operate a motorized recreation vehicle within a park, except in such areas and times as designated by the Board.

### SECTION B - VEHICLE OPERATION

It shall be unlawful for any person to:

1. Operate a motor vehicle within a park, except on roadways, parking areas, parkways or other areas designated for such use;
2. Operate a vehicle at a speed in excess of 15 miles per hour or posted speed limits;
3. Operate a vehicle within in a park in violation of posted regulations, Minnesota Statutes, Chapter 169, County or Municipal Traffic Code, Orders or Directions of Peace Officers or Department Employees Authorized to Direct Traffic;
4. Drive or operate a vehicle on or along any roads, drives or parking lots which have been restricted, closed or posted with appropriate signs or barricades. The Director shall have the authority to order roads, drives or parking lots within any park closed during the process of construction, reconstruction or repair, or when, in the opinion of the Director, weather conditions render travel unsafe or unduly destructive;
5. Operate a vehicle in a careless or reckless manner;
6. Operate a vehicle which emits excessive or unusual noise, noxious fumes, dense smoke or other pollutants;
7. Fail to yield right of way to pedestrians and other trail users;
8. Wash, grease, change oil, service or repair any vehicle in a park, except disabled vehicles which shall be expeditiously made operational and removed;
9. Drink, consume or possess an open bottle or container of an alcoholic or intoxicating beverage in or on any motor vehicle when such vehicle is in a park; or
10. Cause any taxi, limousine or vehicle for hire to stand in a park for the purpose of soliciting or taking passengers other than those who have requested or were carried to the site by said vehicle, unless licensed by the Board.

## SECTION C - PARKING VEHICLES

It shall be unlawful for any person to:

1. Park or leave a vehicle standing, except in a designated area and then only in a manner so as not to restrict normal traffic flow;
2. Leave a vehicle standing after posted closing hours, except by written authorization from the Director;
3. Park a vehicle adjacent to any curb painted yellow in any park;
4. Park in a space designated for handicapped parking only, except with handicapped vehicle license or permit;
5. Park or leave a vehicle without a trailer in a parking space designated for vehicles with boat trailers; or
6. Park a vehicle with a boat trailer, except in designated boat trailer parking areas.

Vehicles illegally parked, disabled or abandoned may be towed away and impounded at the owner's expense. Said vehicle may be sold, if unclaimed after 90 days, to pay towing and storage fees.

## CHAPTER VI - ENFORCEMENT

### SECTION A - PEACE OFFICERS

1. Peace officers shall, in connection with their duties imposed by law, diligently enforce the provisions of this ordinance and may issue citations, arrest, arrest with warrant and eject from parks, persons acting in violation of the ordinance.
2. Peace officers shall have the authority to seize, confiscate and impound any substance, plant, animal, vehicle or other article which, upon probable cause, are found to be used or possessed in violation of this ordinance.

### SECTION B - FINES AND PENALTIES

A person guilty of violating any provisions of this ordinance shall be punished by a fine of not more than \$700, together with taxable costs, or imprisonment for a period not to exceed 90 days, or both.

### SECTION C - EMPLOYEE PERFORMANCE OF DUTY

Nothing in this ordinance shall prevent employees or agents of the Department from performing their assigned duties.

## CHAPTER VII - MISCELLANEOUS

### SECTION A - REPEAL

Existing park ordinance and any rules and regulations in conflict with this ordinance, or any parts thereof, are hereby repealed, except that such ordinances, rules and regulations shall be deemed to be in force for the purpose of protecting any right vested, accrued or arising therefrom.

### SECTION B - CAPTIONS AND HEADINGS

The captions and headings used herein are for convenience and reference only and do not define or limit the contents of each paragraph.

### SECTION C - SEPARABILITY

The provisions of this ordinance shall be separable and the invalidity of any section, paragraph, subparagraph, subdivision or other part thereof shall not make void, impair, invalidate or affect the remainder thereof.

## CHAPTER VIII - EFFECTIVE DATE

Passed and approved this 11th day of February, 1992.


  
Hal Norgard, Chairman  
Ramsey County Board of Commissioners

STATE OF MINNESOTA )  
COUNTY OF RAMSEY )

  
Terry Schaben  
Executive Director

I, Bonnie C. Jackelen, Chief Clerk - County Board, duly appointed and qualified for Ramsey County, Minnesota, do hereby certify that the foregoing copy is a true and correct transcript of Resolution 92-177, adopted by the Ramsey County Board of Commissioners on February 11, 1992.

Dated at St. Paul, Minnesota, this 11th day of February, 1992.

  
Bonnie C. Jackelen  
Chief Clerk - County Board

# If you need assistance with your shelter or park rental please call 651 748-2500.

1. During **Normal Business Hours, M-F 8 am - 4:30 pm:** A receptionist will answer your call and transfer you to the on-duty park supervisor. **After Business Hours & Weekends:** A voicemail system will prompt you to press the number 1. You will then be transferred to the voicemail of an on-duty staff person.
2. Please leave a message with the following information:
  - Park name;
  - Your location in the park (i.e. shelter #)
  - Phone number you are calling from; and
  - Description of concern or problem.
3. The on-duty person will either call you back or visit the park to assist you. There is only one person on-duty at most times; therefore, it may take several minutes to respond to your call.

***For immediate assistance, contact the  
Ramsey County Sheriff's Department  
at 651 484-3366.***



**Ramsey County Parks and Recreation Department  
2015 North Van Dyke Street • Maplewood, MN 55109**

# It's IAM Picnic Time

**Come one, come all!**

The India Association of Minnesota (IAM) invites you to join in the annual Independence Day Picnic and summer fun.



**When: Saturday, August 16, 2003**  
**12 noon to 5 p.m.**  
(Flag Raising: 12:30 pm)



**Where: Snail Lake Park**  
**Shoreview** (see directions below)



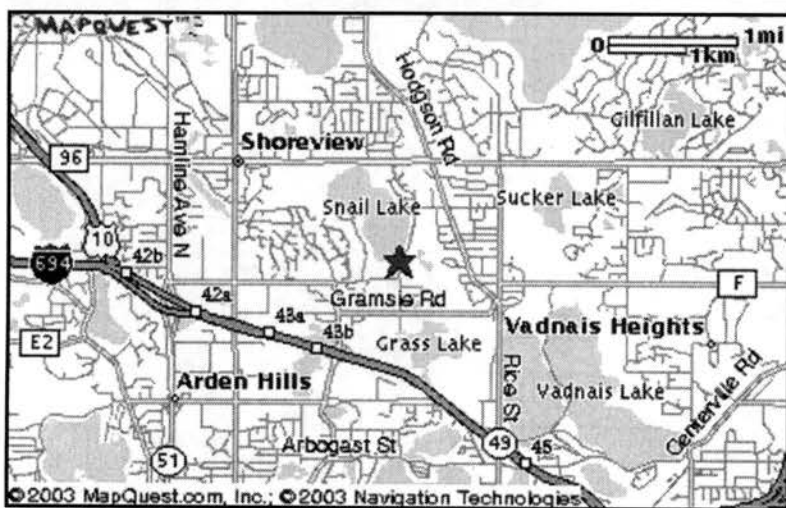
- ✪ Door prizes ✪ Soccer ✪ Volleyball
- ✪ Swimming ✪ Games for kids



**Lunch cost: \$5 per adult. Free for children below age 5**

For more information, call Preeti at (651) 483-0793.

Visit the IAM Web site: [www.iamn.org](http://www.iamn.org)



Snail Lake Regional Park, consisting of 450 acres, is located in the City of Shoreview in the north-central part of Ramsey County. At the center of Snail Lake Regional Park are the swimming beach and picnic area on Snail Lake. This area includes parking lots, boat launch and hike/bike trails.

The park's extensive areas of oak woods, wetlands and grasslands provide habitat for many species of wildlife, including deer, fox, heron, egrets and waterfowl.

Snail Lake Park  
4191 Snail Lake Blvd.  
Shoreview, MN 55126  
Phone: (612) 748-2500

**Directions from Rice Street:** From I-694, exit at Rice Street and go north. When the road forks (straight to Hodgson Road, right to Rice Street), stay on Hodgson Road. Within two or three blocks, turn left on Snail Lake Blvd. and go about 1 mile. The park is on the right.

**Directions from Victoria Street:** From I-694, exit at Victoria Street; go north for about 1.5 miles, turn right on Snail Lake Blvd. and follow for a few blocks. The park is on the left.

**Directions from 35W:** Exit at Hwy. 96 and go east to Snail Lake Blvd. (2nd traffic light after Lexington Avenue). Turn right and continue on Snail Lake Blvd. until you see the park on the right side.

**Free entrance to the park.** IAM picnic shelter is the largest one on top of the hill.



## IAM PICNIC todolist\_2003.xls

Task/Category	PERSON RESPONSIBLE	PHONE NO.	RESPONSIBILITIES
Chief Guests Invites	Deep and Preeti		Invitations, Introduction etc.
Facility Coordination	Preeti		✓ Pick up shelter key and pay deposit of \$170.00/ Friday, 14 before 4pm
Make Picnic Program	Preeti-Sanghamitra		
Coordinate Program	Preeti		
Publicity	Preeti		See list for specifics
DECORATIONS AND SET UP	Preeti--sujan		POST SIGNS FROM SNAIL LAKE BLVD & ROAD
DECORATIONS AND SET UP	Hema		PURCHASE BALLOONS & TAPES
DECORATIONS AND SET UP	Preeti		COPIES OF NATIONAL ANTHEMS
DECORATIONS AND SET UP	Hema and Rohit (standing only)		PUT SIGNS & DECORATE SHELTER
DECORATIONS AND SET UP	Preeti		Umbrellas, tarp
FLAGS setup	anooop and Rama		SET UP FLAGS FOR HOISTING
FOOD	Need Help	777-7991	Order and Pick up cholla from Restaurant [3 LARGE TRAYS]
FOOD	Kumud		1: RICE [6 QUARTS]
FOOD	Rabinder		2: RICE [6 QUARTS]
FOOD	Veena Khera		3: RICE [6 QUARTS]
FOOD	Koklia Moody		4: RICE [6 QUARTS]
FOOD	Vatsala		5: RICE [6 QUARTS]
FOOD	Deep		6: RICE [one large tray]
FOOD			7: RICE [6 QUARTS]
FOOD	Mary and Preeti		Purchase WATERMELONS <del>16</del> <sup>8</sup> seedless (need only 8)
FOOD	Need volunteers		Help Cut Watermelon Slices
FOOD	Mary and Preeti		CHIPS [14 LARGE PACKAGES]
FOOD	Ananth Shanker		Purchase and Cut 5 lbs of Red Onions Slices
FOOD			Purchase and Cut <del>10</del> <sup>15</sup> lbs of Red Onions Slices
FOOD	Check		Purchase and Cut <del>10</del> <sup>15</sup> lbs Tomatoes Slices
FOOD	Govind and Sandra		COOKIES <del>(250)</del>
FOOD	Mary and Preeti		VEGIE BURGERS <del>(250)</del>
FOOD	Mary and Preeti		HOT DOGS [50]
FOOD	Mary and Preeti		HAMBURGERS [75]
FOOD	Mary and Preeti		BUNS [50 HD] HAMBURGER [300]
FOOD	Mary and Preeti		CONDIMENTS (PICKELS, KETCHUP, MUSTARD, Hot Sauce) Salt
FOOD	mary, Deep and Preeti		SERVING SPOONS (10), LARGE KNIFE (4)
FOOD	Deep, Preeti, Mary		Barbeque Tools (4 sets)
FOOD	Mary Gupta		MCDONALDS ORANGE DRINK
FOOD	Asian-Pacific Council		SOFT DRINKS [25 LITERS]
FOOD	Preeti		large Tub to hold pop ; Large Water Container



## IAM PICNIC todolist\_2003.xls

FOOD	Mary Gupta		Ice: 5-- 20 lb bags
FOOD	Vinod Gupta		Help Grill
FOOD	Vinod Gupta		Help Grill
FOOD	Need Help		Help Grill
Food	Anoop		Help Grill
FOOD	Mary Gupta		Coordinate laying out and serving food.
FOOD	Kumud?		Serve food
FOOD	Vatsala		Serve food
FOOD	Sandra		Serve food
FOOD	Saila Rao		Serve food
Food	Mary and Preeti	Spoons and Forks?	Plates (300), paper cup (foam -500) napkin (500), a box of black heavy duty garbage bags)
Food	Mary and Preeti		tupperware, plastic Ziploc bags, heavy duty Aluminum foil, saran wrap, aluminum trays (12) food service gloves, paper towel (5) scissor, masking tape, hot pad.
Food	Preeti		CHARCOAL (3- 20 lb bag), LIGHTER FLUID (1 can), MATCHES
Front Desk	Dilip		Make Guests and IAM Board Member Name Tags
Front Desk	Dilip		Bring Name Tags, Tickets, Cash Box and Change
Front Desk	Bankim		BRING MEMBERSHIP PRINTOUT
Front Desk	Dilip, Vatsal, Nitin/Ananth/ Bankim/ Hatim		WORK AT MEMBERSHIP TABLE
Program	Anant Shanker		Camera and Photos
Program	Hatim		Digital Camera and Video Recording
Program	Sujan and Rajan		BOOMBOX and Music
Program			Contact Media for IAM Publicity
Program	Chitra Menon/ Rabinder		COLLECT SILC CHILDREN FOR SINGING NATIONAL ANTHEMS
Program	Rajan Menon		Bring MICROPHONE
Program	Rajan Menon		Bring MICROPHONE and help set both up
PRIZES	Ashoke and Prem and Kumud		Taste of India(4) India Palace, Mangala Pai,
Door Prize Coordination	Dilip and		Collect stubs in a bucket; organize a drawing
SPORTS/GAMES	Neelima		Buy Dairy Queen coupon for kids prizes
SPORTS/GAMES	Neelima		Make, Hang and Organize Pinnata game
SPORTS/GAMES	Neelima		ORGANIZE and Coordinate CHILDREN'S GAMES
SPORTS/GAMES	Neelima		Fill Balloons for water game
SPORTS/GAMES	Anita and Tarun		Attend to kids in the Play Equipment
SPORTS/GAMES	Ketan and Rohit		Rent tug of war ROPE,
SPORTS/GAMES	Ketan and Rohit		Coordinate Volley Ball and Soccer Games
SPORTS/GAMES	Ketan and Rohit		Bring Cricket set and coordinate it

## IAM PICNIC todolist\_2003.xls

SPORTS/GAMES	<b>Ketan Gada</b>		Bring Soccer Balls, Volley Balls
SPORTS/GAMES	<b>Neelima</b>		Organize games for couples
SPORTS/GAMES	<b>Ketan and Rohit</b>		Coordinate Tug of War
SPORTS/GAMES	<b>Chitra Menon</b>		Face Painting??
SPORTS/GAMES	<b>Chitra Menon</b>		Coordinate Craft Corner: Make Indian and US flags
<b>START COALS -- 11 AM</b>			
Cleanup	<b>Preeti</b>		SPONGES/SOAP FOR CLEAN UP
Cleanup	<b>Need volunteers</b>		Help Cleanup after the show!!



Paper Products

Rani 763-550-1494  
Bhandari

Task/Category	PERSON RESPONSIBLE	PHONE NO.	RESPONSIBILITIES
Chief Guests Invites	Ashoke and Preeti		Invitations, Introduction etc.
Facility Coordination	Preeti ✓		Pick up shelter key and pay deposit of \$170.00/ Friday, 23 before 4pm
Make Picnic Program	Preeti		
Coordinate Program	Preeti		
Publicity	Govind		See list for specifics
DECORATIONS AND SET UP	shibani-shruti-sujan	Arant big sign.	POST SIGNS FROM SNAIL LAKE BLVD & ROAD
DECORATIONS AND SET UP	shibani		PURCHASE BALLOONS & TAPES ✓
DECORATIONS AND SET UP	Preeti ✓		COPIES OF NATIONAL ANTHEMS
DECORATIONS AND SET UP	Shibani		PUT SIGNS & DECORATE SHELTER
DECORATIONS AND SET UP	Preeti		Umbrellas, tarp - ask for umbrellas)
FLAGS setup	anoop and shanker ✓		SET UP FLAGS FOR HOISTING
FOOD	Bhupat Desai	777-7991	Order and Pick up cholla from Restaurant [3 LARGE TRAYS]
FOOD	Kumud		1: RICE [6 QUARTS]
FOOD	Rabinder		2: RICE [6 QUARTS]
FOOD	Mary Gupta		3: RICE [6 QUARTS]
FOOD	Indira Jungare		4: RICE [6 QUARTS]
FOOD	Raji		5: RICE [6 QUARTS]
FOOD	Ashoke		6: RICE [one large tray]
FOOD	Rita Mohapatra		7: RICE [6 QUARTS]
FOOD	Karla		Purchase WATERMELONS [15 seedless]
FOOD	Need volunteer:s		Help Cut Watermelon Slices
FOOD	Govind and Sandra		CHIPS [14 LARGE PACKAGES] ✓ Check.
FOOD	Sunita Mahajan	350 people	Purchase and Cut 10 lbs of Red Onions Slices
FOOD	Kamlesh Anand	no charge for boxes.	Purchase and Cut 10 lbs of Red Onions Slices
FOOD	Govind and Sandra		Purchase and Cut 10 lbs Tomatoes Slices
FOOD	Govind and Sandra		COOKIES (350)
FOOD	Deep		VEGIE BURGERS {225}
FOOD	Deep		HOT DOGS [50]
FOOD	Deep		HAMBURGERS [75]
FOOD	Deep		BUNS [50 HD] HAMBURGER [300]
FOOD	Deep		CONDIMENTS (PICKELS, KETCHUP, MUSTARD, Hot Sauce) Salt
FOOD	Deep and Preeti		SERVING SPOONS (10), LARGE KNIFE (4)
FOOD	Deep, Preeti, Mary		Barbeque Tools (4 sets)
FOOD	Mary Gupta		MCDONALDS ORANGE DRINK
FOOD	Bankim Desai		SOFT DRINKS [25 LITERS] ✓ Left message
FOOD	Preeti		large Tub to hold pop, Large Water Container

12:45

1:30-2:30

Games.

## IAM PICNIC todolist\_2002.xls

FOOD	Mary Gupta		Ice: 5-- 20 lb bags
FOOD	Vinod Gupta		Help Grill
FOOD	Vinod Gupta		Help Grill
FOOD	Joseph		Help Grill
Food	Anoop		Help Grill
FOOD	Deepshika		Coordinate laying out and serving food.
FOOD	Kumud?		Serve food
FOOD	Rita Mohapatra		Serve food
FOOD	Teresa Joseph		Serve food
FOOD	Sandra		Serve food
* Food	Deepshika	Spoons and Forks?	Plates (300), paper cup (foam -500) napkin (500), a box of black heavy duty garbage bags)
Food	Deepshika		tupperware, plastic Ziploc bags, heavy duty Aluminum foil, saran wrap, aluminum trays (12) food service gloves, paper towel (5) scissor, masking tape, hot pad.
Food	Preeti		CHARCOAL (3- 20 lb bag), LIGHTER FLUID (1 can), MATCHES
Front Desk	Dilip		Make Guests and IAM Board Member Name Tags
Front Desk	Dilip		Bring Name Tags, Tickets, Cash Box and Change
Front Desk	Dilip and Kumud		BRING MEMBERSHIP PRINTOUT
* Front Desk	Dilip, Vatsal, Govind and Bankim	✓ + Ishani	WORK AT MEMBERSHIP TABLE
Program	Anant and Dilip		Camera and Photos
Program	Anil		Digital Camera and Video Recording
Program	Anant		BOOMBOX and Music
Program	Anil		Contact Media for IAM Publicity
Program	Raj Menon	✓	COLLECT SILC CHILDREN FOR SINGING NATIONAL ANTHEMS
Program	Kumud	✓	Bring MICROPHONE ✓
Program	Anant		Bring MICROPHONE and help set both up
PRIZES	Ashoke and Shibani		
Door Prize Coordination	Dilip	✓	Collect stubs in a bucket; organize a drawing
SPORTS/GAMES	Shruti Mathur		Make, Hang and Organize Pinnata game
SPORTS/GAMES	Shibani and John		ORGANIZE and Coordinate CHILDREN'S GAMES
SPORTS/GAMES	Vatsal		Large Inflated Play Equipment: rental and setup
SPORTS/GAMES	Shruti Mathur and others		Attend to kids in the Play Equipment
SPORTS/GAMES	Vatsal		Rent tug of war ROPE, purchase BACKS, Volley Balls
SPORTS/GAMES	Ashwin Ravichandran		Coordinate Volley Ball and Soccer Games
SPORTS/GAMES	Anant		Bring Cricket set and coordinate it
SPORTS/GAMES	Preeti	Dilip	Bring Soccer Balls
SPORTS/GAMES	Shibani and John		Organize games for couples

SPORTS/GAMES	Shibani and John		Coordinate Tug of War
SPORTS/GAMES	SILC/Raj Menon		Face Painting??
SPORTS/GAMES	SILC/Raj Menon		Coordinate Craft Corner: Make Indian and US flags
<b>START COALS -- 11 AM</b>			
Cleanup	Preeti	Ulean up supplies	SPONGES/SOAP FOR CLEAN UP
Cleanup	Need volunteers		Help Cleanup after the show!!

## Games

- Carroms
- Soccer
- Cricket
- Kho Kho ✓
- Volley Ball.
- Tag & War.
- Badminton,

Bowling

## Prizes

- Potato sack Race
- Three legged - Race.
-

Deep  
for. Aug 5-15  
Baloons. ?? Deep? ✓ Neelima  
763-571-1553

Onions 5 lbs. — Sumita.  
Tomato 10 lbs. — Hatim

### To Do

- ✓ Trip to storage. Aug 2.
- ✓ order paper products.
- ✓ tools (barbeque)

8 people 6 cups rice each. Aug 2:

Soup Kitchen

Aug 14<sup>th</sup>

Go to Sams.

— Games.

— Contact Arant. — Volleyball?  
Cricket bat.

— call for photos.

— boom box. — microphone

— Call Chitra for SILC students.

— Games prizes — Give \$50 to  
(check Neelima to buy.

— Kunnud, Mangala Pai for



Publicity. — Prem Khera / Sangha  
call & get  
co. info

- India town. — fresh.  
local ties  
- Rams gate

— India Palace

— Patel Brothers —

— Asia Imports.

— Sakhos —

— Hindu Mender

send copy to Mary.  
Honeywell Diversity Con.

India Students

Sangam - Surgit ✓

10: am -

Sanghamitra - India town.  
files.

Ask Dilip / Bankim:

- Front Desk Duties - Dilip

Volley ball - ?

# It's IAM Picnic Time

**Come one, come all!**

The India Association of Minnesota (IAM) invites you to join in the annual Independence Day Picnic and summer fun.

**When: Sunday, August 25, 2002  
12 noon to 5 p.m.**

**Where: Snail Lake Park  
Shoreview (see directions below)**

**What: Flag Raising by  
Chief Guest, Attorney General  
Mike Hatch  
at 12:45 p.m.**



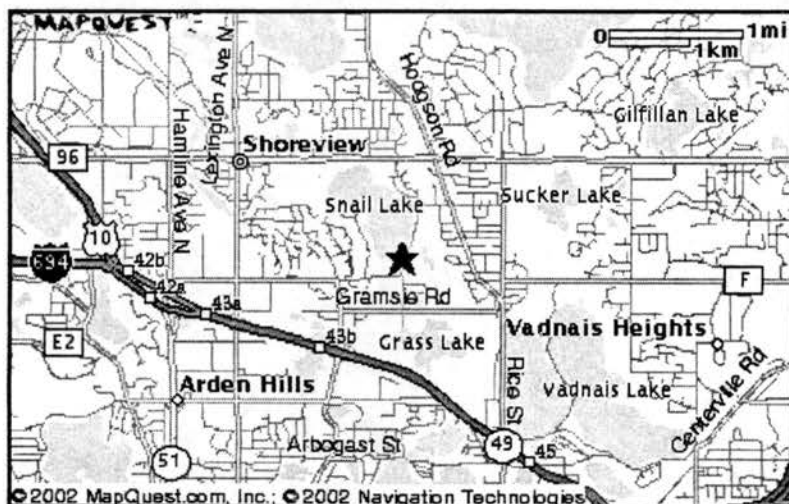
- ☼ Door prizes ☼ Soccer ☼ Volleyball
- ☼ Swimming ☼ Games for kids



**Lunch cost: \$5 per adult. Free for children below age 5**

For more information, call Preeti at (651) 483-0793 or Shibani at (651) 483-2272.

Visit the IAM Web site: [www.iamn.org](http://www.iamn.org)



Snail Lake Regional Park, consisting of 450 acres, is located in the City of Shoreview in the north-central part of Ramsey County. At the center of Snail Lake Regional Park are the swimming beach and picnic area on Snail Lake. This area includes parking lots, boat launch and hike/bike trails.

The park's extensive areas of oak woods, wetlands and grasslands provide habitat for many species of wildlife, including deer, fox, heron, egrets and waterfowl.

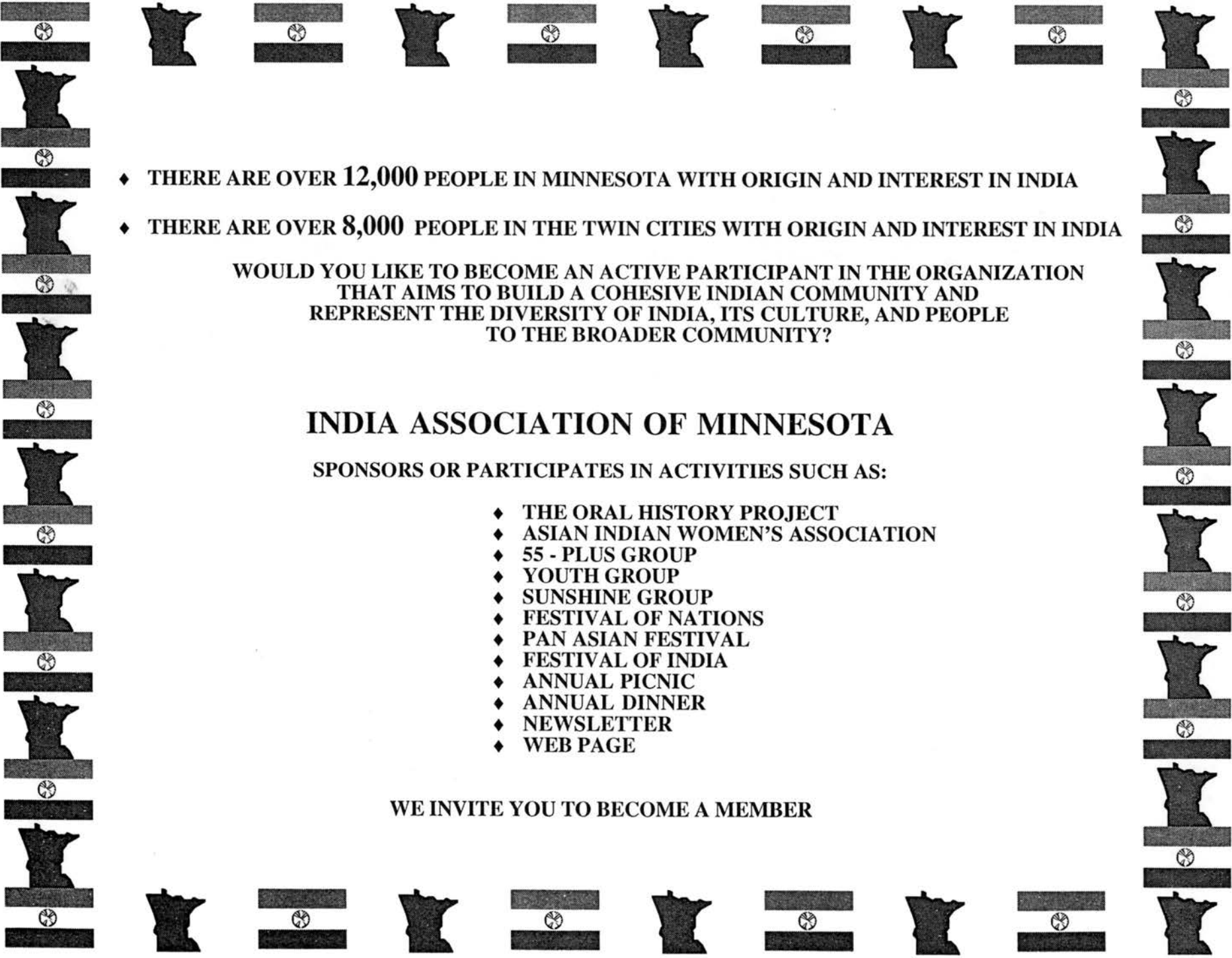
Snail Lake Park  
4191 Snail Lake Blvd.  
Shoreview, MN 55126  
Phone: (612) 748-2500

**Directions from Rice Street:** From I-694, exit at Rice Street and go north. When the road forks (straight to Hodgson Road, right to Rice Street), stay on Hodgson Road. Within two or three blocks, turn left on Snail Lake Blvd. and go about 1 mile. The park is on the right.

**Directions from Victoria Street:** From I-694, exit at Victoria Street; go north for about 1.5 miles, turn right on Snail Lake Blvd. and follow for a few blocks. The park is on the left.

**Directions from 35W:** Exit at Hwy. 96 and go east to Snail Lake Blvd. (2nd traffic light after Lexington Avenue). Turn right and continue on Snail Lake Blvd. until you see the park on the right side.

**Free entrance to the park.** IAM picnic shelter is the largest one on top of the hill.

- 
- ♦ THERE ARE OVER 12,000 PEOPLE IN MINNESOTA WITH ORIGIN AND INTEREST IN INDIA
  - ♦ THERE ARE OVER 8,000 PEOPLE IN THE TWIN CITIES WITH ORIGIN AND INTEREST IN INDIA

WOULD YOU LIKE TO BECOME AN ACTIVE PARTICIPANT IN THE ORGANIZATION  
THAT AIMS TO BUILD A COHESIVE INDIAN COMMUNITY AND  
REPRESENT THE DIVERSITY OF INDIA, ITS CULTURE, AND PEOPLE  
TO THE BROADER COMMUNITY?

## INDIA ASSOCIATION OF MINNESOTA

SPONSORS OR PARTICIPATES IN ACTIVITIES SUCH AS:

- ♦ THE ORAL HISTORY PROJECT
- ♦ ASIAN INDIAN WOMEN'S ASSOCIATION
- ♦ 55 - PLUS GROUP
- ♦ YOUTH GROUP
- ♦ SUNSHINE GROUP
- ♦ FESTIVAL OF NATIONS
- ♦ PAN ASIAN FESTIVAL
- ♦ FESTIVAL OF INDIA
- ♦ ANNUAL PICNIC
- ♦ ANNUAL DINNER
- ♦ NEWSLETTER
- ♦ WEB PAGE

WE INVITE YOU TO BECOME A MEMBER



# INDIA ASSOCIATION OF MINNESOTA



Invites one and all to join us in an  
**INDEPENDENCE DAY**



TO CELEBRATE

INDIA'S 52nd INDEPENDENCE DAY

AT : LAKE REBECCA PARK

ON : SUNDAY, AUGUST 15, 1999

11a.m - 4 p.m.

Program : Flag Hoisting (12:30 p.m.)

Lunch

Games for children and Adults

Soccer/Volleyball

Charges for Lunch : 2-12 .....\$ 2.00

13 and over.....\$ 5.00

Park entrance fee of \$5.00 per vehicle will  
be charged at the entrance.

For more information, please call :

Ananth Shankar : 651-730-5966

Kumud Sehgal : 612-937-9231

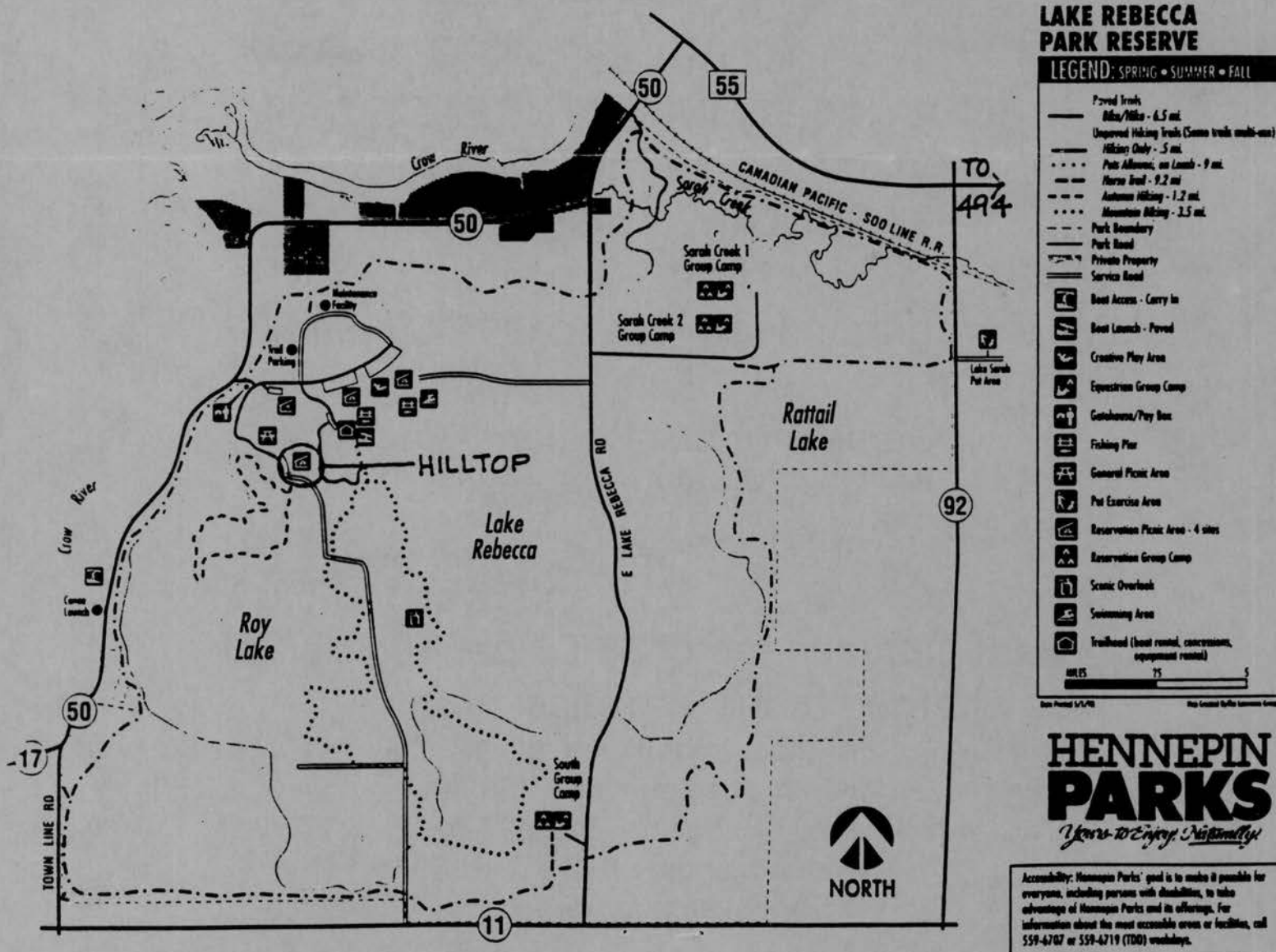
Ashok Mandal : 612-478-8163

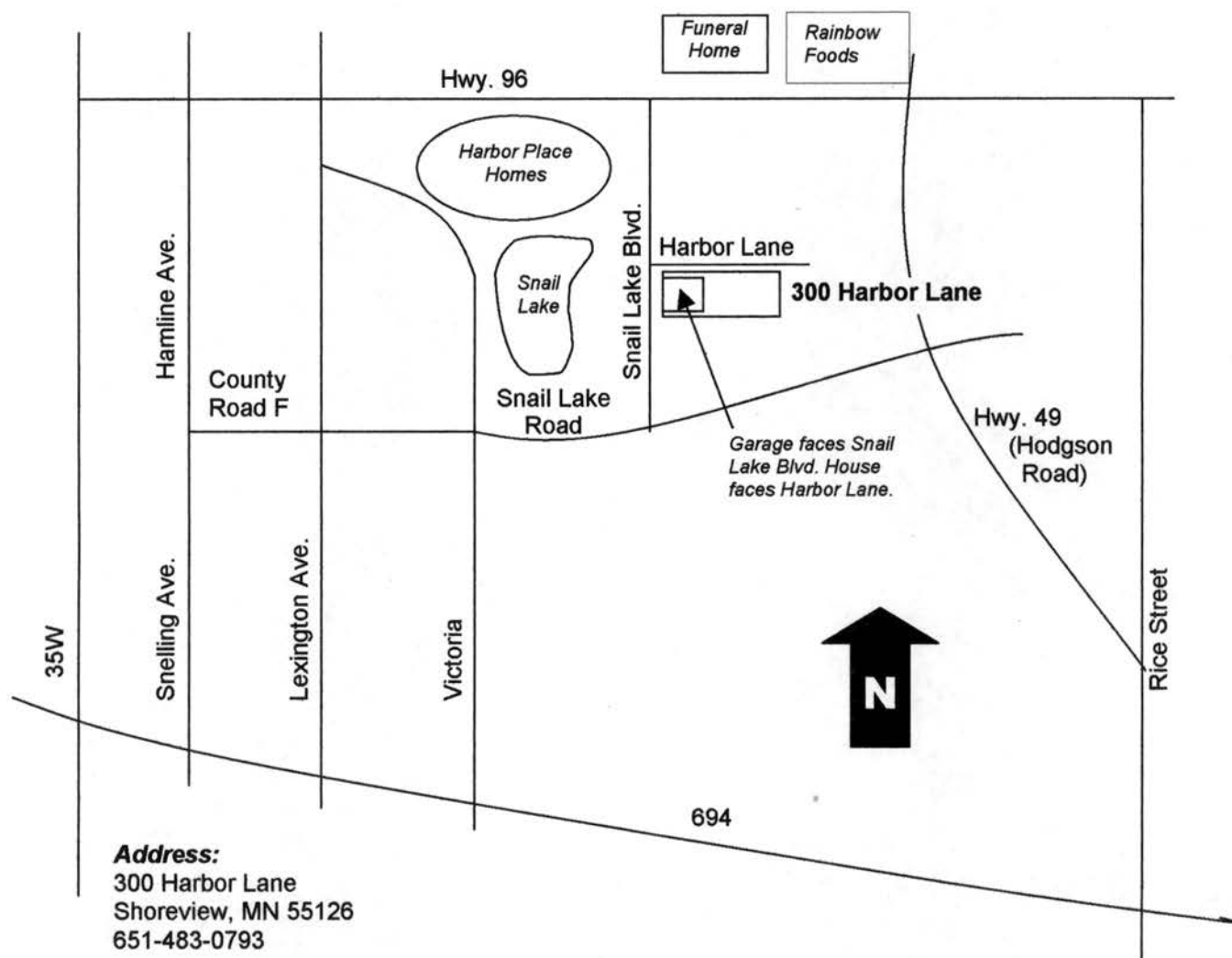
*See reverse for directions.*

## Directions to Park:

Take 494 to 55 West. Go approximately 20 miles to County Road 50, turn left and follow to the park entrance. Our picnic shelter is called Hilltop.  
Tel # : 612-476-4666.

Other fun activities available at park: Children's playground, boating, fishing, hiking and many others.  
**FUN FOR ALL AGES!**





**RESERVATION PERMIT ISSUED BY  
RAMSEY COUNTY PARKS & RECREATION  
2015 N VAN DYKE STREET MAPLEWOOD, MN 55109-3796  
Phone: (651)748-2500 Fax: (651)748-2508 Website: www.co.ramsey.mn.us**

**Permit No.** 12809  
**Description** INDIA ASSOCIATION OF MN  
Begins: 08/25/2002 Expires: 10/01/2002

**ISSUED** 01/02/2002

INDIA ASSOC OF MN, INC  
PREETI MATHUR  
300 HARBOR LANE  
SHOREVIEW, MN 55126-1940

Daytime Phone (651)483-0793

Group Size 200

THIS PERMIT AUTHORIZES USE OF RAMSEY COUNTY PARK PROPERTY AS DESCRIBED AND FOR THE PERIOD OF TIME LISTED BELOW. CARRY THIS PERMIT WITH YOU AT ALL TIMES WHEN USING THE AREA OR FACILITY. PERMIT MUST BE SHOWN TO COUNTY AUTHORITIES AT THE SITE UPON REQUEST. AREAS AND FACILITIES CANNOT BE SUBLET IN WHOLE OR PART TO OTHER GROUPS OR INDIVIDUALS. PERMIT FEES ARE NON-REFUNDABLE AND THE PERMIT CANNOT BE TRANSFERRED TO ANOTHER DATE.

PURSUANT TO RAMSEY COUNTY ORDINANCE, IT IS UNLAWFUL TO DEPOSIT, DROP OR ABANDON IN ANY PARK, ANY PAPER, BOTTLES, CANS, WASTE OR OTHER DEBRIS EXCEPT IN RECEPTACLES PROVIDED BY THE PARKS & RECREATION DEPARTMENT. ANY INDIVIDUAL NOT IN COMPLIANCE WITH THIS ORDINANCE IS SUBJECT TO A \$700 FINE, 90 DAYS IN JAIL, OR BOTH. RAMSEY COUNTY MAY IMPOSE A CLEANUP FEE TO RECOVER THE COST OF EXCESSIVE LITTER LEFT BY A PERMIT HOLDER. THE MINIMUM CLEANUP FEE IS \$25. FOR ASSISTANCE IN ENFORCING PROVISIONS OF THIS PERMIT CALL THE RAMSEY COUNTY SHERIFF AT (651) 484-3366.

**SNAIL LAKE REGIONAL PARK, SNAIL LAKE PAVILION PAVILION**  
4191 SNAIL LAKE BLVD, SHOREVIEW, MN 55126 [Tax rate 6.50%]

08/25/2002 10:00am- 5:00pm Primetime \$170.00  
PICNIC

**Payment History**

01/02/2002 Payment \$181.05

	<b>Total</b>	<b>Balance</b>	<b>Paid/Due</b>	<b>Sub Total</b>	<b>\$170.00</b>
Booking Fee	\$170.00	\$0.00		<b>Tax</b>	<b>\$11.05</b>
				<b>Permit Total</b>	<b>\$181.05</b>
Damage Deposit	\$170.00	<u>\$170.00</u>		<b>Amount Paid</b>	<b>\$181.05</b>
				<b>Balance Due</b>	<b>\$0.00</b>

*Signature*

Payment Received by

*cash or check*

Key Rules:

SNAIL LAKE PAVILION: The keys should be picked up between the hours of 8:00 a.m. and 4:00 p.m. Monday through Friday (non-holidays). The keys can be picked up up to 3 business days before the event. You may NOT store anything in the pavilion prior to or following the date you have reserved. The cleanup/damage deposit MUST be paid at this time. The damage deposit of \$170.00 must be CASH OR CHECK ONLY - credit cards will not be accepted for damage deposit. Keys will not be released without this deposit. You will be required to sign the form shown below acknowledging permittee responsibilities (cleanup work) that must be accomplished to have your deposit returned. Keys should be returned between 12:00 noon and 4:00 p.m. of the next business day following your event.

DEPOSIT RECEIVED \$ \_\_\_\_\_ BY: \_\_\_\_\_

KEY NUMBER ISSUED: \_\_\_\_\_ DATE: \_\_\_\_\_

DAMAGE DEPOSIT POLICY

THIS FACILITY MUST BE RETURNED TO RAMSEY COUNTY IN THE SAME CONDITION, SUBJECT TO NORMAL WEAR AND USAGE, AS WHEN FIRST OCCUPIED. YOU ARE RESPONSIBLE FOR THE FOLLOWING DUTIES:

1. CLEAN KITCHEN AND EQUIPMENT.
2. ALL TRASH AND DEBRIS PLACED IN CONTAINERS PROVIDED, INCLUDING TRASH FROM TABLE AREAS.
3. TABLES MUST BE WIPED OFF AND CLEAN.
4. ALL JANITOR SUPPLIES AND EQUIPMENT MUST BE RETURNED TO THE STORAGE ROOM.
5. FLOOR MUST BE SWEEPED AND MOPPED IF FOOD OR BEVERAGES WERE SPILLED.

AN ATTENDANT WILL VERIFY THAT THE ABOVE CONDITIONS HAVE BEEN MET.

YOUR SIGNATURE \_\_\_\_\_

ALTHOUGH EVERY EFFORT IS MADE TO HAVE THE PARKS CLEANED BEFORE 10:00 A.M. THIS IS NOT ALWAYS POSSIBLE. ANYONE REQUESTING USE OF THE PARK BEFORE THIS TIME IS SUBJECT TO UNCLEAR CONDITIONS NOT TO BE COMPENSATED BY RAMSEY COUNTY.

DEPOSIT RELEASE

REFUND APPROVED BY: \_\_\_\_\_ DATE: \_\_\_\_\_

Facility Features:

SNAIL LAKE PAVILION: Barbecue Grill, Bike Path, Boat Ramp, Drinking Fountain, Electricity, Handicap Accessible, Hiking Trails, Kitchen, Pavilion, Picnic Tables, Play Equipment, Restrooms, Running Water, Scenic, Swimming, Volley Ball Nets, Water Spigot.

\* CAN BEER PERMITTED - KEG BEER PERMITTED  
WINE/WINE COOLERS PERMITTED



# Snail Lake Regional Park

4191 Snail Lake Boulevard, Shoreview

## MILEAGE

I-694 to Gramsie Road	.9 mile
Gramsie Road to Pavilion	.9 mile
Gramsie Road to Snail Lake Road	1.1 mile
Snail Lake Road to Co. Road 96	.4 mile



## LEGEND

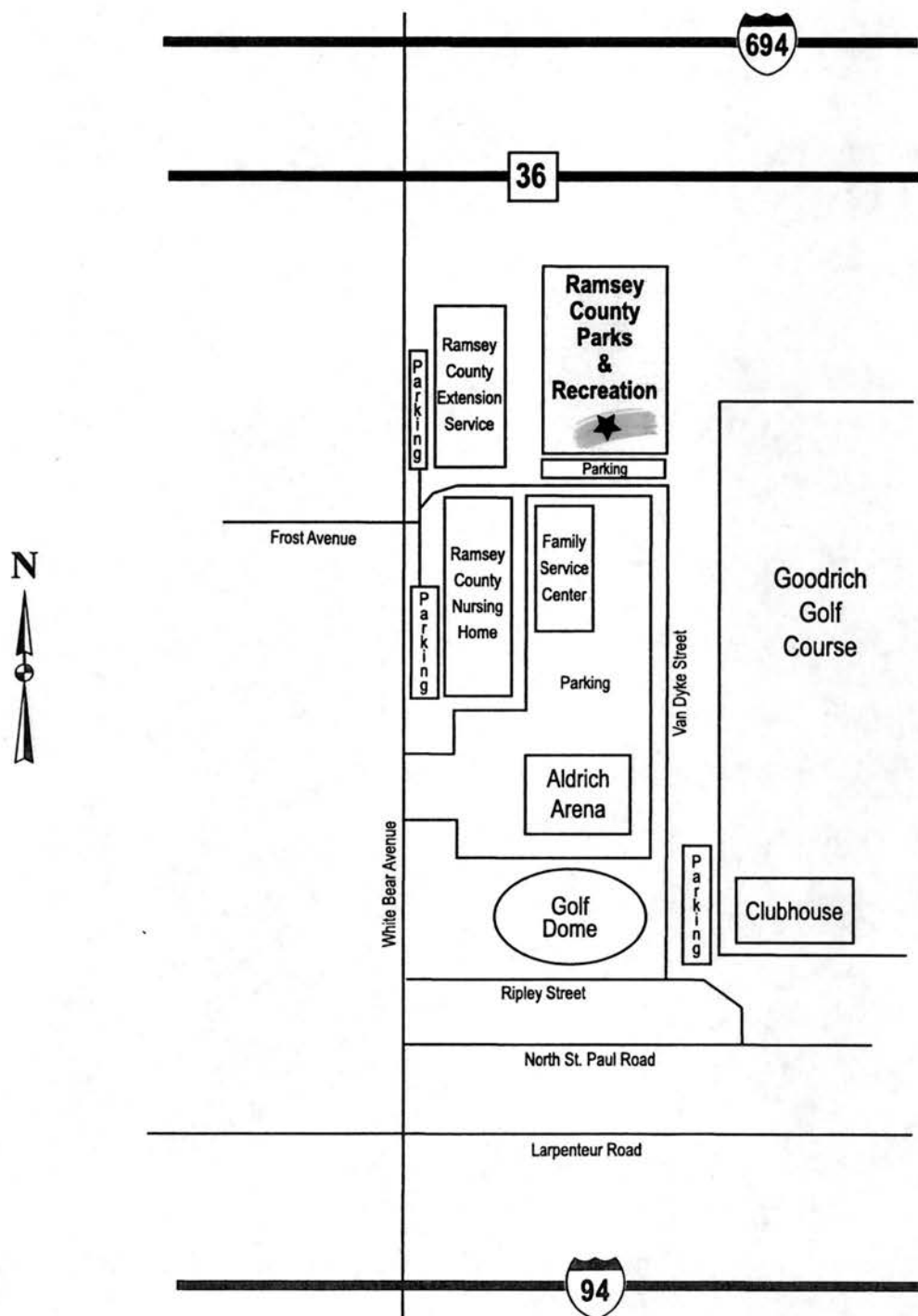
Marsh	Parking
Water	1 - Pavilion (seats 200)
Biking/Hiking Trails	2 - Shelter (seats 50)
Restrooms located at pavilion and beach building	Play Area
	Concession Building
	Boat Access
	Beach



**Ramsey County Parks and Recreation**  
 2015 North Van Dyke Street, Maplewood, MN 55109  
 (651) 748-2500 Fax (651) 748-2508  
[www.co.ramsey.mn.us/parks](http://www.co.ramsey.mn.us/parks)

## Directions to Ramsey County Parks and Recreation

2015 North Van Dyke Street  
Maplewood, MN 55109  
651-748-2500  
Fax 651-748-2508



**\*Keys should be picked up here Monday through Friday (non-holidays) between 8:00am and 4:00pm.**

Keys can be picked up (and damage deposit posted) up to 3 business days prior to your event and should be returned after 12 noon, the next business day following your event.



## ATTENTION PICNIC RESERVATION GROUPS SPECIAL USE PERMITS

Special use permits are required for the following activities:

Pig roast (large pavilions only) • Dunk tank • Game/carnival activities  
Wedding ceremony/worship service/baptisms • Music - DJ or Live (allowed only at specific locations)  
Race/Walk/Bike Events • Water Ski Events • Fishing Contests • Orienteering Events

Notes: These activities are only permitted at specific locations, not all sites can accommodate these activities.

- An administrative fee of **\$25** is required for **each special use permit**. In addition, a certificate of liability insurance is required for all carnival and dunk tank permits, race/walk/bike events, water ski events, etc.
- No generators, auxiliary tents or live animals are permitted.

TO RECEIVE A SPECIAL USE PERMIT, PLEASE COMPLETE THE BOTTOM PORTION OF THIS FORM AND  
FAX OR MAIL TO: JODY YUNGERS

RAMSEY COUNTY PARKS AND RECREATION  
2015 NORTH VAN DYKE STREET  
MAPLEWOOD, MN 55109

SPECIAL USE PERMIT REQUESTS MUST BE RECEIVED AT LEAST TWO WEEKS PRIOR TO EVENT DATE.  
SPECIAL USE PERMITS WILL BE MAILED OR FAXED TO PERMITTEE WITHIN 7 DAYS OF RECEIPT OF  
PAYMENT. PERMIT REQUESTS NOT RECEIVED WITHIN 14 DAYS OF EVENT WILL BE CHARGED AN  
ADDITIONAL \$25.00 LATE FEE.

---

### SPECIAL USE PERMIT REQUEST FORM

Name of organization \_\_\_\_\_ Your Name \_\_\_\_\_

Address \_\_\_\_\_ City \_\_\_\_\_ Zip \_\_\_\_\_

Phone including area code: Home (\_\_\_\_) \_\_\_\_\_ Work (\_\_\_\_) \_\_\_\_\_ Fax (\_\_\_\_) \_\_\_\_\_

Date of Picnic/Event \_\_\_\_\_ Park \_\_\_\_\_

Shelter No. \_\_\_\_\_ Picnic Permit Number \_\_\_\_\_

Requested special use activity (Please describe special activity requested and location of activity as it relates to reserved shelter/pavilion) \_\_\_\_\_  
\_\_\_\_\_

Specific time special use activity will take place in park \_\_\_\_\_

Indicate additional set-up and take-down time (if beyond park rental hours) \_\_\_\_\_

Does activity require electric hook-up? Yes No

Water hook-up? Yes No

**When to Fly the Flag - Fly the flag every day, when weather permits, in any weather if flag is made of weather-resistant material. Fly the flag especially on all national and state holidays. It is customary to fly the flag from sunrise to sunset, unless properly illuminated.**

**\* Raising and Lowering the Flag on a Flag Pole - Raise the flag briskly, lower it slowly. When flying the flag at half mast, raise it to the top of the pole, then lower it to half mast. When taking the flag down from half mast, first raise it back to the top of the pole, then lower it slowly. On Memorial Day, fly the flag at half-mast until noon then raise it to full staff for the rest of the day.**

**\* Greeting the Flag - (You stand when you salute) Salute the flag when:**

- a. you see it being raised or lowered on a staff,**
- b. you pass it,**
- c. it passes you, and**
- d. when giving the pledge of allegiance,**
- e. during the national anthem.**

**\* Carrying the Flag - Always carry the flag aloft and flying free. When the flag is carried alone, there should be an honor guard to the left of it, or one on each side of it. When carried with other flags, the U.S. Flag should be in front of the others, or the right if the flags are in a line. Never dip the flag of the United States for any person or thing.**

**\* Displaying the Flag -**

- a. When flags are displayed at different heights, the U.S. flag flies higher than the others. It is raised first, and lowered last.**
- b. When flags are displayed at equal heights, the U.S. flag is either in front of or farthest to the right of the other flags.**
- c. When the flag is displayed flat against a wall, horizontally or vertically, the blue field is at the top, at the flag's own right (to the left as you look at it).**
- d. In an auditorium, the flag is placed to the speaker's right when on the stage, or to the audiences' right if on the floor.**

**THE FLAG IS NEVER FLOWN UPSIDE DOWN, EXCEPT AS A DISTRESS SIGNAL TO CALL FOR HELP.**

## Wonder Pole® Telescopic Flagpoles

*"The strongest telescopic flagpole made"*

| [Home](#) | [Catalog](#) | 1-800-707-3524 | [Email](#) | [Specifications](#) | [Become a Dealer](#) |




Wonder Pole® Go Anywhere 15' telescoping flagpole.

- ✓ Instantly raises from 70" up to 15' above ground.
- ✓ Will not rust, and requires no maintenance.
- ✓ Fly standard flags, long flags, custom flags, and windsocks..
- ✓ Guaranteed.
- ✓ Comes with 2 sets of flag attachments for two flags..
- ✓ Weighs only 5 pounds!
- ✓ 30" ground stake, and 12" ground sleeve included.
- ✓ No ropes to break or beat on the pole.
- ✓ Take it on the road, it's portable.
- ✓ No electrical hazards often associated with metal poles.



Secure shopping, [Buy one now!](#)  
**SAME DAY SHIPPING!**

 No electrical shock hazards commonly associated with metal flagpoles.

*"If it doesn't say Wonder Pole®, it can't do it all."*  
**It's guaranteed to work!**

**How to use the Wonder Pole 315:** This flagpole can be mounted in ground by use of a 12" ground sleeve supplied with the pole. Display above ground with optional wooden stakes, steel stake or with our 24" steel wheel stand. They may also be fastened to existing fence, tents or sign posts using steel banding, etc. Use at store fronts, tailgating parties, indoor and outdoor events to draw attention. Take this pole camping, or anywhere you want to raise the flag!

**How to mount your flags:** Your Wonder Pole 315 will accommodate 2 2x3' flags, 1 3x5' flag, a 4x6' flag. Pennants, specialty flags, windsocks, and streamers. The flagpole comes with a set of flag attachments, and you can buy additional ones as needed. Simply place the knurled screw stem through the flag grommet and tighten. That is all you need to do to show your colors. There are no tools required.

**How to store the Wonder Pole®:** Your Wonder Pole is maintenance free and does not require any special storage. You can even leave it outside throughout the year. Closing the pole is as easy as a turn of the wrist. No tools are required to

operate the telescoping Wonder Pole. Proudly made in the USA.

**Wonder Pole 315 Specifications®:** The Wonder Pole® uses a series of fiberglass tube sizes that nest inside of each other and will telescope to any desired height by use of our "Sure Lock" grips (Pat. Pending). The telescopic flagpole has a base section that is 1 1/4" in diameter, and a 3/4" top section making it ideal for in ground or portable use. The pole sections are made from Circular Wound Fiberglass with a 1/8 inch wall thickness which provides exceptional strength. The top mast design allows the pole to setup a "shock absorber" effect which reduces flag snap, and subsequent wear allowing your flags or windsocks to last longer. Because the Wonder Pole is constructed of fiberglass there is no electrical hazards commonly associated with metal flagpoles, and is maintenance free. No chipped paint or rusting will occur.

**Maintenance:**

The Patriot Wonder Pole® is maintenance free. It will not chip, peel, or rust. It is constructed of fiberglass, and assembled at our facilities.

**Guarantee:**

The Wonder Pole® is guaranteed for 1 full year and we will replace any part of the pole or the entire unit should failure under normal use occur.

**Shipping:** The Wonder Pole® ships UPS or USPS right to your door.

[Top of page, click here.](#)

Residential and Commercial Telescoping Flagpoles, and adjustable poles is our business, Thank you for visiting our site.  
American Flag & Banner Company  
5220 Lardon Rd. NE  
Salem, OR 97305  
1-503-585-1179 - Fax: 1-503-585-4294 - email: [flags@allflags.com](mailto:flags@allflags.com)

## Wonder Pole® Telescopic Flagpoles

*"The strongest telescopic flagpole made"*

| [Home](#) | [Catalog](#) | **1-800-707-3524** | [Email](#) | [Specifications](#) | [Become a Dealer](#) |

✓ **No other telescopic fiberglass pole can meet these rigid specifications. Ask us about our UV protection. If it doesn't say Wonder Pole®, it can't pass the test.**

**WonderPole®**  
6-ply Laminate Lay Up  
Engineered Composite

Telescopic  
nesting  
sections.

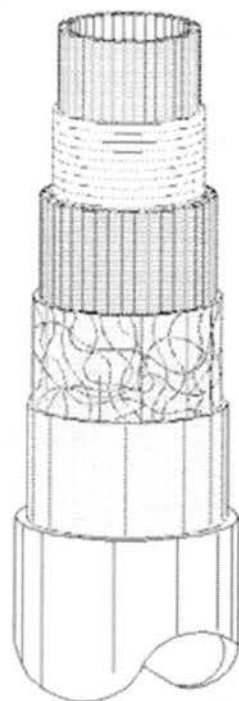
1 to 6  
section  
poles  
available



"Sure Lock"  
grips for  
instant  
setup.

Layer One  
Longitudinal  
Strands

Layer Three  
Longitudinal  
Strands



Layer Two  
Circumferential Wrap

Layer Four  
Continuous Strand Mat

Layers Five and Six  
2 plies of  
Highest Quality Nexus®  
Veil

**The Wonder Pole,  
Guaranteed to work!**

Wonder Poles are in stock in several sizes and designs. We also can make custom sizes for just about any application you can think of. Call us toll free at 1-800-707-3524 and let us know what you need. Let us make a pole for your or your business.

Q. Why is the "Wonder Pole" rated #1 the telescoping flagpole?

The Wonder Pole is the leader in telescopic flagpoles for trade show, banner displays, and all around fabric display systems. The features and benefits of this pole have put it in a class by itself. Constructed of strong specially made circ wound fiberglass, it is non-conductive, maintenance free, lightweight, portable, and telescopic. It adjusts to various heights from 70" to 21'. Our "Sure Lock" grips keep the Wonder Pole exactly at the height you need. It accommodates Wind Dancers, Flutter flags, Feather flags, Bow flags, pennants, wind socks, and drapes. It can be used indoors or outdoors.

Q. Is the Wonder Pole guaranteed?

Yes. We guarantee that the Wonder Pole will perform as advertised, and our will not fail under normal use. We also guarantee the Wonder Pole free of any defect or damage. If you purchase one of our Wonder Poles from an Authorized Action Flag Dealer, and it should fail within the first year, we will replace or repair your pole at no charge.

Q. How is the Wonder Pole made?

The Wonder Pole is constructed of fiberglass, a very strong, durable material. Unlike imitations, the pole is pultruded using trade secret circ wound technique. The special surface treatment and UV additives prevent yellowing and fiber spurs from occurring. The Wonder Pole nesting sections which fit into each other. The height is adjustable, and additional sections can be added at any time. The pole is equipped with Sure Lock grips to keep the pole at the height you select. The Wonder Pole is lightweight and strong! All Wonder Poles come with end cap and a 24" ground sleeve for fast, easy installation.

Q. What color is the Wonder Pole?

The Wonder Pole comes in white which allows it to be used with other any other color flag or banner.

Q. Can I fly more than one flag or banner on the Wonder Pole?

Yes you can. Some models can fly up to 5 flags at one time! We recommend you consult with your authorized dealer about the different sizes of flags and the wind drag associated with them. You



• may also call us toll free at 1-800-707-3524.

Q. What about lightening and electrical problems?

Unlike telescopic metal poles, the Wonder Pole is made of non-conductive fiberglass. It does not act like a lightening rod when used at sporting events or other outdoor activities.

Q. Can I purchase custom size poles or get special manufacturing?

Yes, your can. Complete sets, stock orders, or special quotes for that special program. We will gladly make up custom orders to fit your needs!

Q. What sizes are available?

The Wonder Pole is available in 20' and 15' sizes (above ground heights). The 20' telescopes from 8' retracted to 20' fully extended in the ground, and weighs only 5 1/2 lb.. The Wonder Pole jr. weighs 4 1/2 lbs. and telescopes from 70" to 15' fully extended. The Wonder Pole Jr. is ideal for attention getting, real estate, tail gate parties, or just any where you want to go. Custom sizes are also available.

Q. Do you ship overseas?

Yes, we ship world wide and can handle all of your shipping and freight concerns. In the Continental United States we ship by UPS, common carrier and even US mail. Contact us today, and see why the Wonder Pole makes everything else obsolete.

Copyright American Flag & Banner Company 2002

# Glory Flag & Pole Co., LLC

1873 Kountry Lane, Ft. Dodge, IA 50501 | Phone: 800-841-8206

Fax: 515-576-7948 | E-Mail: [sales@gloryflag.com](mailto:sales@gloryflag.com)

[Home](#)

[US Flags](#)

[State Flags](#)

[FlagPoles](#)

[Residential Kits](#)

[Stick Flags](#)

[Military Flags](#)

[Custom Flags](#)

[Other Products](#)

## Flag Poles

Larger aluminum and fiberglass poles are also available.  
Please contact us for further information.

### Fiberglass

The flagpole of the future, at a most attractive price! Available in a choice of sizes. High gloss Colonial White or bronze polyester finish that resists soiling and scratching. FG-15 poles are shipped with 3" gold anodized aluminum ball, single-sheave fiberglass truck, external fiberglass cleat, nylon halyard and snap-hooks, fiberglass ground sleeve and installation instructions.. All other poles are supplied with fiberglass base cover, gold anodized aluminum ball with spindle, fiberglass truck, cleat, polyester halyard, snap-hooks, fiberglass ground sleeve and installation instructions.

Item	Hgt	Sections	Butt Diam	Top Diam	Weight lb	Price
FG-15W	15'	1	3"	1.85"	18	\$ 334.00
FG-20W	20'	1	4"	2.75"	40	\$ 480.00
FG-20B	20'	1	4"	2.75"	40	\$ 520.00
FG-25RW	25'	1	4.25"	2.75"	51	\$ 614.00
FG-25W	25'	1	6"	3"	101	\$1,166.00
FG-25B	25'	1	6"	3"	101	\$1,248.00



White Fiberglass



Patio

### Patio Flag Pole


The lightweight Patio flagpoles, with natural anodized finish, are manufactured from seamless aluminum tubing for a rust-free long lasting beautiful appearance. Standard fitting include a gold anodized, spun aluminum ball; cast aluminum, stationary truck; cast aluminum cleat; nylon halyard; nylon snap hooks; ground setting tube and installation instructions. Also available with white baked enamel finish.

Item	Hgt	Sections	Butt Diam	Top Diam	Weight lb	Price
PAT10	10'	2	2"	2"	10	\$ 107.00
PAT15	15'	3	2"	2"	14	\$ 116.00
PAT20	20'	4	2"	2"	17	\$ 136.00
PAT25	25'	6	2.5"	2.5"	30	\$ 216.00

### Estate Flag Pole

The Estate flagpoles, with satin finish, are manufactured to the same high quality as commercial poles. Standard fittings include a gold anodized, spun aluminum ball; cast aluminum, stationary truck; cast aluminum cleat; polypropylene halyard; nylon snap hooks; and ground setting tube and installation instructions. Also available with natural anodized, duranodic bronze or black, or White Powder Coated finishes. Please contact us for prices on these finishes.

Item	Hght	Sections	Butt Diam	Top Diam	Weight lb	Price
EST15	15'	1	3"	2"	41	\$ 309.00
EST20	20'	1	3"	2"	50	\$ 377.00
EST25	25'	1	3"	2"	61	\$ 443.00



Estate



### 20 ft. Telescoping Aluminum Pole

Portable, Adaptable, Maintenance Free

This high tensile, 16 gauge aluminum flagpole extends smoothly and easily to a full 20 ft. in less than 10 seconds, then locks in place automatically. Strong poly-carbonate collars with spring loaded clips rotate 360 degrees, allowing flags to fly without furling or tangling, eliminating the need for halyards. Double ring harness permits display of two flags. Child resistant, "lockable" collars prevent accidental telescoping. Pole is easily and quickly "downsized" to 90 degrees and removed from sleeve for storage or transporting to vacation home or other site. Complete package includes 3" gold anodized ball, 20" ground sleeve, poly-carbonate swivel rings with flag clips, and double harness.

Item	Hgt	Butt Diam	Weight lb	Price
TA-20	20'	2 5/8"	15	\$ 295.00

All published prices are F.O.B. Fort Dodge, Iowa or point of shipment.



## Special Limited Time Savings now in Effect

Manufacturer's suggested retail price: \$219.95  
Special Price: \$149.95  
Including a Free 3x5 US Nylon Flag (a \$30 value)

**FREE!**  
Save \$70 and get a  
**FREE U.S. Flag**  
(worth \$30!) when  
you order now!

*Accent Promotions  
& Flags  
2042 Marshall  
Ave  
St. Paul  
651-917-3275*

Product	Quantity	Price Each	Subtotal
20 FT Flagpole with free flag			
<b>Anodized Aluminum Finish</b>	<input type="text" value="0"/>	\$149.95	<input type="text" value="\$0.00"/>
<b>White Baked Enamel Finish</b>	<input type="text" value="0"/>	\$149.95	<input type="text" value="\$0.00"/>
<b>Bronze Anodized Finish</b>	<input type="text" value="0"/>	\$149.95	<input type="text" value="\$0.00"/>
3x5 US Nylon Flag (only)	<input type="text" value="0"/>	\$24.95	<input type="text" value="\$0.00"/>
12" Gold Eagle	<input type="text" value="0"/>	\$49.95	<input type="text" value="\$0.00"/>
Wheel Stand	<input type="text" value="0"/>	\$49.95	<input type="text" value="\$0.00"/>
Dock/Deck Mount	<input type="text" value="0"/>	\$49.95	<input type="text" value="\$0.00"/>
Flagpole Bag	<input type="text" value="0"/>	\$17.95	<input type="text" value="\$0.00"/>
All Weather Warranty	<input type="text" value="0"/>	\$14.95	<input type="text" value="\$0.00"/>

Shipping charges (\$14.95 per 20 FT Flagpole with free flag, \$5.95 per 3x5 US Nylon Flag (only), \$9.95 per 12" Gold Eagle, \$9.95 per Wheel Stand, \$9.95 per Dock/Deck Mount, \$6.95 per Flagpole Bag) plus the appropriate tax will be added to your order.

---

Please fill out the following information,  
and click "Place Order" when you are ready.

**Billing Information**

**First Name:**  **Last Name:**   
**Address:**   
**Address2:**   
**City:**  **State:**  **Zip:**   
**Country:**  (Currently we ship within the US only)  
**Phone:**   
**Fax:**   
**E-Mail:**

**Shipping Information**

If you want us to ship your order to a different address, check this box ☐

**First Name:**  **Last Name:**   
**Address:**   
**Address2:**   
**City:**  **State:**  **Zip:**   
**Phone:**

**Payment Information**

**Payment Option**

**Credit Card**

Visa

**Full Name, as it appears  
on Credit Card**

**Credit Card Number**

**Expiration Date**

Jan  2001

**Contact**

E-mail me Special Deals from SunSetter and its Marketing Partners





Place Order

**Back to Home Page**

**Or Call today, Toll Free: 1-800-876-2340**

**SAVE \$70 & get a FREE Flag!**

SunSetter Products • 184 Charles Street, Malden, MA 02148  
800-876-2340 • Fax: 781-321-8650

**PRIVACY STATEMENT / CONTACT US**

Copyright 2002, SunSetter Products, a Massachusetts Limited  
Partnership

All rights reserved, All trademarks are owned by SunSetter Products



**TO ASSURE THE LASTING BEAUTY OF THIS PICNIC FACILITY, USE OF TAPE,  
MARKER, STAPLES AND/OR NAILS IS STRICTLY PROHIBITED.**



## Parks and Recreation Department

Gregory A. Mack, Director

2015 N. Van Dyke Street  
Maplewood, MN 55109-3796

Tel: 651-748-2500

Fax: 651-748-2508

[www.co.ramsey.mn.us](http://www.co.ramsey.mn.us)

### **SNAIL LAKE PAVILION POLICY**

1. Snail Lake Pavilion is generally available May 15 through October 1. Requests for use at other times will be considered on a case-by-case basis.
2. The operating hours for Ramsey County picnic areas are ½ hour before sunrise to ½ hour after sunset. Pavilions are rented from 10:00 a.m. to ½ hour after sunset. All cleanup and clearing of the area must be completed by park closing time.
3. **Permits will be issued for the ensuing year beginning the first business day in January.**
4. Reservations for picnic pavilions can be made at Ramsey County Parks and Recreation Department headquarters, 2015 North Van Dyke Street, Maplewood, Minnesota, (651) 748-2500, Ext. 304, on weekdays from 8:00 a.m. to 4:00 p.m. Reservations will be accepted on a walk-in, first-come-first-served basis only for the first week in January. Mail-in reservations will be processed in the order in which they are received beginning the second week in January. (Please call reservationist at (651) 748-2500, Ext. 304, to obtain instructions on the necessary information to include in your request.) Telephone requests to hold the pavilion for five (5) business days will be accepted the second week in January. **WE ACCEPT MASTERCARD AND VISA CREDIT CARDS FOR RENTAL FEES AND SPECIAL USE PERMIT FEES.**
5. The Snail Lake Pavilion has 28 (6ft) rectangular tables plus 6 square tables which will accommodate approximately 200 people. The pavilion is equipped with kitchen facilities including a two-burner electric stove, a commercial grade refrigerator/freezer, sink and electrical outlets. Janitorial equipment is provided and stored in the janitor closet. Handicapped-accessible restrooms are also available. There are 2 - 36" x 36" grills at the pavilion.
6. A sand volleyball court and handicapped-accessible children's play area is located next to the pavilion. The swimming beach is located north of the pavilion.
7. Amplified music is not allowed. Music that is not amplified is permitted.
8. **RENTAL FEES:** \$170.00 + \$11.05 (state sales tax) AND  
\$170.00 refundable damage and cleanup deposit

The rental fee is payable in full at the time a permit is issued. The cleanup and damage deposit **MUST** be paid (**CASH or CHECK ONLY for damage deposit**) on or before the keys are picked up no more than three (3) business days prior to the event. You will be required to sign a form acknowledging permittee responsibilities (cleanup work) that must be accomplished prior to return of your deposit. Keys should be returned the next business day following the event between 12:00 noon and 4:00 p.m. Overnight storage of food, equipment, etc. is prohibited. Ramsey County will not be responsible for items left overnight. It is **your responsibility** to make sure your contracted vendors pick up all equipment before you vacate the premises.

Over

## ADMINISTRATIVE POLICY DIRECTIVE

### AUTHORITY

"An Ordinance for the Control and Management of Park, Recreation and Open Space Areas and Facilities Under the Jurisdiction of the Ramsey County Board of Commissioners," Chapter III, Section F, ALCOHOL AND CONTROLLED SUBSTANCES, states:

It shall be unlawful for any person to:

1. Use, possess or sell any alcoholic beverages in violation of Minnesota Statutes;
2. Serve, possess or consume any alcoholic beverage except:
  - a) beer and wine in areas designated by the Director, or
  - b) by permit or concessionaire agreement approved by the Board;
3. Consume or possess any alcoholic beverage at sites where the Department or its agent is a licensed vendor of alcoholic beverages unless purchased at that site;
4. Possess or bring beer or wine into a park in kegs, barrels or other tap quantities, except as authorized by special permit; or
5. Use, manufacture, possess, sell, give away, barter, exchange, distribute or otherwise transfer any controlled substance, except on a lawful prescription by a person licensed by law to prescribe and administer controlled substances.

### POLICY

BEER (quantity packages of less than a case per group) may be possessed, transported to and from, and consumed during the course of picnicking within those grounds specifically designated and equipped for such use, excluding beach areas, from ½ hour before sunrise to ½ hour after sunset, at any of the park areas listed below:

BALD EAGLE-OTTER LAKES REGIONAL PARK, WHITE BEAR TOWNSHIP  
BATTLE CREEK REGIONAL PARK, MAPLEWOOD AND ST. PAUL  
BEAVER LAKE COUNTY PARK, MAPLEWOOD AND ST. PAUL  
LAKE GERVAIS COUNTY PARK, LITTLE CANADA  
ISLAND LAKE COUNTY PARK, SHOREVIEW  
KELLER REGIONAL PARK, MAPLEWOOD AND ST. PAUL  
LAKE OWASSO COUNTY PARK, SHOREVIEW  
LONG LAKE REGIONAL PARK, NEW BRIGHTON  
VADNAIS-SNAIL LAKES REGIONAL PARK, VADNAIS HEIGHTS/SHOREVIEW  
TURTLE LAKE COUNTY PARK, SHOREVIEW

BEER in quantities of a case or more and/or WINE may be possessed, transported and consumed at the above areas and within the picnic shelters at Lake Johanna County Park, Arden Hills, only by special permission granted by a valid permit for use of a specific area on a specified date, issued by the Director, pursuant to Chapter II, Section B, PERMITS, of the above cited ordinance.

Alcoholic beverages are prohibited at the following locations:

LAKE JOHANNA COUNTY PARK, ARDEN HILLS (EXCEPT WITHIN PICNIC SHELTERS BY SPECIAL PERMIT)  
LAKE JOSEPHINE COUNTY PARK, ROSEVILLE  
LAKE MCCARRONS COUNTY PARK, ROSEVILLE  
WHITE BEAR LAKE COUNTY PARK, WHITE BEAR LAKE

### PENALTIES FOR VIOLATION

In accordance with Chapter VI, Section B, FINES AND PENALTIES, of the above cited ordinance, a person guilty of violating any provisions of this ordinance shall be punished by a fine of not more than \$700, together with taxable costs, or imprisonment for a period not to exceed 90 days, or both.

REVISED AND ISSUED THIS 27<sup>th</sup> DAY OF NOVEMBER, 2000, BY:

  
Gregory A. Mack, Director

Ramsey County Parks and Recreation Department

9. Special use permits for pig roasts, dunk tanks and carnival events are only granted when in conjunction with large pavilion rentals. Pony rides are not permitted. **All special permit requests must be received in writing at least two weeks prior to event.**
10. **ALCOHOLIC BEVERAGES:** A special permit (no additional charge) is required if your group will have wine or beer in kegs or more than one case. Keg beer and wine must be served in paper or plastic cups, and cases of beer must be in cans. **NO GLASSWARE ALLOWED!**
11. **CANCELLATION POLICY:** For cancellations made 60 or more days prior to the event date, the rental fee less a \$25.00 cancellation charge shall be refunded. For cancellations made 30-59 days prior to the event date, 50% of the permit fee shall be refunded. For cancellations made less than 30 days prior to the event date, the full fee shall be retained.

**No refunds are given due to weather conditions.**

If you wish to change your date, park location or shelter within a park, you must return your original permit before a new permit will be issued. If the transfer requested is for an available shelter with a higher fee, the reservation will be held for five (5) working days to allow you time to remit the additional fee and return the original permit. No refunds will be given if transfer is to a smaller shelter. Transfers must be made at least 30 days prior to reservation date. No transfers to subsequent years.

12. Do not dump charcoal on the ground; use the charcoal disposal receptacles provided. Trash must be disposed of in the proper receptacles.
13. Pets are not allowed in picnic areas, at beaches, nature interpretive areas, wildlife refuges, golf courses, park buildings or park pavilions/shelters. It is unlawful to tether any animal to a tree, plant, building or park equipment. Pet owners are responsible for cleanup & disposal of pet feces.



AN ORDINANCE FOR THE CONTROL AND MANAGEMENT OF PARK, RECREATION AND  
OPEN SPACE AREAS AND FACILITIES UNDER THE JURISDICTION OF THE  
RAMSEY COUNTY BOARD OF COMMISSIONERS

The County Board of Ramsey County ordains:

CHAPTER I - PURPOSE/DEFINITIONS

SECTION A - PURPOSE

This ordinance has been enacted pursuant to Chapter 383A, Laws of Minnesota, as amended, which authorizes the Ramsey County Board of Commissioners to enact ordinances to govern the conduct of members of the public during their use and enjoyment of the Ramsey County Parks and Recreation system so as to further the safety, health, enjoyment and welfare of all persons in the use thereof, and to protect public property and resources for posterity.

SECTION B - DEFINITIONS

1. "Agent" shall mean any unpaid volunteers and any person employed or hired by a contractor, concessionaire, or other person or firm to perform in a park or on other open space property at the request or under contract with the County of Ramsey."
2. "Amusement contraptions" means any contrivance, device, gadget, machine or structure designed to test the skill or strength of the user or to provide the user with any sort of ride, lift, swing or fall experience including, but not limited to, ball-throwing contest device, pinball-type devices, animal ride devices, dunk tank, ball and hammer devices, trampoline devices and the like.
3. "Board" shall mean and refer to the Ramsey County Board of Commissioners.
4. "Controlled substance" means any drug, substance or immediate precursor in schedules 1 through 5 of Minnesota Statutes, Section 152.02.
5. "Department" shall mean and refer to the Ramsey County Parks and Recreation Department.
6. "Director" shall mean and refer to the Director of Parks and Recreation - that person authorized by the Board to direct and administer the Parks and Recreation Department.
7. "Employee" shall mean any full-time, part-time, permanent or temporary worker in the employ of the Department.  
"Employee" shall also include unpaid volunteers and any person employed or hired by a contractor, concessionaire, or other person or firm to perform work in a park or on open space property at the request of or under contract with the County of Ramsey."
8. "Motor vehicle" means a self-propelled vehicle or vehicle propelled or drawn by a self-propelled vehicle which is operated on a highway, on the ground, in water, or in the air. Motor vehicle does not include any vehicle which operates exclusively upon railroad tracks.
9. "Motorized recreation vehicle" means any self-propelled, off-the-road or all-terrain vehicle including, but not limited to, snowmobile, mini-bike, amphibious vehicle, motorcycle, go-cart, trail bike, dune buggy or all-terrain cycle.
10. "Natural resources" shall mean all flora and fauna within a park and the physical factors on which they depend, including air, water, soil and minerals.
11. "Park" shall mean and refer to any park, open space, arena, golf course, special-use area, trail corridor or any other area owned, improved, maintained, operated or otherwise controlled by the Board for recreation or natural resource preservation purposes.
12. "Park waters" shall mean and refer to any lake, pond, river, stream or other body of water located wholly within the boundaries of a Ramsey County park or any public shoreline owned by or under the authority of the Board, including those waters lying within 300 feet of the waterfront immediately abutting park lakeshore.
13. "Peace officer" shall be as defined in Minnesota Statutes, Chapter 626.84, subdivision c.
14. "Permit" shall mean the written permission that must be obtained from the Department to carry out certain activities.
15. "Person" or "persons" shall mean individuals, firms, corporations, societies, or any group or gathering whatsoever.
16. "Pet" means any animal that is domesticated or kept as a companion.
17. "Roller-skate" is the act of riding or propelling oneself by human power or gravity on wheeled devices that are worn on a person's feet or stood upon by a person. "Roller-skates" specifically include, but are not limited to, traditional roller-skates, in-line roller-skates, roller-skis, skateboards and scooters.
18. "System" shall mean and refer to the Ramsey County Parks and Recreation system which includes the sites and facilities owned, maintained and operated by or otherwise under the authority of the Board, pursuant to Chapter 383A, Laws of Minnesota.

19. "Weapon" means any device including, but not limited to, firearms, bows, slings and spring guns from which a shot or a projectile of any type is discharged or propelled by means of an explosive, gas, compressed air, elastic or other means.
20. "Wildlife" shall mean any living creature, not human, wild by nature, including but not limited to mammals, birds, fish, amphibians, insects, reptiles, crustaceans and mollusks.
21. "Wine" means a vinous beverage containing not more than 14 percent alcohol by volume.

CHAPTER II - REGULATIONS OF PUBLIC USE

SECTION A - PARK HOURS

1. Parks shall be open to the public during that period of time thirty (30) minutes before sunrise and thirty (30) minutes after sunset. It shall be unlawful for any person to enter or remain in a park at any other time without a use permit, except when the park area or facility hours are otherwise designated by the Director, or the park area or facility is being used as part of an authorized Department program.
2. Any section or part of any park may be declared closed to the public by the Director at any time and for any interval of time, either temporarily or at regular and stated intervals, and either entirely or for certain uses as the Director shall find necessary.

SECTION B - PERMITS

1. Permits shall be required for the exclusive use of all or portions of specific areas, buildings and other system facilities for conducting special events. Any person, group or association of persons required to obtain a permit shall file an application for such permit with the Director.
2. Permittee shall be bound by this ordinance and any Department regulations in force as though the same were inserted in said permit.
3. Permittee shall be liable for any loss, damage or injury sustained by the system or any person by reason of the negligence of the person or persons to whom such permits are issued.
4. Permittee shall not transfer or relinquish said permit to another person or group of persons without written authorization from the Director.
5. The Director shall have the authority to revoke a permit.
6. It shall be unlawful for any person to disturb, harass or interfere with the grantee of a valid permit, or with any of the grantee's property or equipment.

CHAPTER III - GENERAL CONDUCT

SECTION A - DESTRUCTION/DEFACEMENT OF PARK PROPERTY/SIGNS

It shall be unlawful for any person to intentionally deface, vandalize or remove park property, buildings, equipment or facilities; or intentionally deface, destroy, cover, damage or remove any placard notice, or sign or parts thereof, whether permanent or temporary, posted or exhibited by the Department.

SECTION B - DISTURBANCE OF NATURAL RESOURCES

It shall be unlawful for any person to:

1. Intentionally remove, alter, injure or destroy any natural resource without written authorization from the Director;
2. Dig trenches, holes or other excavation in a park without written authorization from the Director;
3. Plant or cultivate any plant, or release any animal into a park without written authorization from the Director; or
4. Remove any device, apparatus or material installed for the protection, support or preservation of any tree, shrub or plant.

SECTION C - DISTURBANCE OF WILDLIFE

It shall be unlawful for any person to:

1. Kill, trap, hunt, pursue, or in any manner disturb or cause to be disturbed, or have in possession any species of wildlife found within the confines of any park, except that fishing may be permitted in designated areas subject to the laws and regulations as established by the State of Minnesota; or
2. Remove any animal, living or dead, from a park without written authorization from the Director. Any animal so removed or taken contrary to the provisions of this ordinance or laws of the State of Minnesota shall be contraband and subject to seizure and confiscation.



#### SECTION D - LITTERING

It shall be unlawful for any person to deposit, scatter, drop or abandon in any park, any paper, bottles, cans, sewage, waste, trash or other debris, except in receptacles provided by the Department for such purpose. No person shall deposit in any receptacle in any park, any accumulation of waste or trash generated outside the boundaries of the park.

#### SECTION E - DISTURBING THE PEACE - CONDUCT

It shall be unlawful for any person to:

1. Use threatening, abusive, insulting, obscene or indecent language, or commit, perform or engage in any lewd, lascivious, obscene or indecent act;
2. Engage in fighting, quarreling, wrangling, raucous clamor or tumult;
3. Disturb, harass or interfere with any park user or user's property; or
4. Solicit or ask anyone to commit, perform or engage in any lewd, lascivious, obscene or indecent act of behavior.

#### SECTION F - ALCOHOL AND CONTROLLED SUBSTANCES

It shall be unlawful for any person to:

1. Use, possess or sell any alcoholic beverages in violation of Minnesota Statutes;
2. Serve, possess, or consume any alcoholic beverage except: a) beer and wine in areas designated by the Director; or b) by permit or concessionaire agreement approved by the Board.
3. Consume or possess any alcoholic beverage at sites where the Department or its agent is a licensed vendor of alcoholic beverages unless purchased at that site;
4. Possess or bring beer or wine into a park in kegs, barrels or other tap quantities, except as authorized by special permit; or
5. Use, manufacture, possess, sell, give away, barter, exchange, distribute or otherwise transfer any controlled substance, except on a lawful prescription by a person licensed by law to prescribe and administer controlled substances.

#### SECTION G - GAMBLING

It shall be unlawful for any person to gamble or participate in any game of chance for a consideration of items of value, except as may be permitted by the Board in accordance with Minnesota Statutes.

#### SECTION H - POSSESSION AND USE OF FIREARMS/DANGEROUS WEAPONS/FIREWORKS

It shall be unlawful for any person to:

1. Possess within park property, fire or discharge, or cause to be fired or discharged across, in or into any portion of the park, any gun or firearm, spear, bow and arrow, crossbow, sling shot, air or gas weapon, or any other dangerous weapon or projectile, except for purposes designated by the Board in areas and at times designated by the Board;
2. Possess, set off or attempt to set off or ignite any firecracker, fireworks, smoke bombs, rockets, black powder guns or other pyrotechnics without authorization from the Director; or
3. Possess or carry in any park, any airgun, bow and arrow, knife with a blade three (3) or more inches in length, slingshot, dart or projectile thrower, or any other dangerous or illegal weapon.

Nothing in this section shall be construed to prevent the recreational use of bow and arrows on officially established target ranges. Any unauthorized or illegal weapon within a park shall be subject to seizure by a peace officer.

#### SECTION I - AUDIO DEVICES

It shall be unlawful for any person to operate or play any musical instrument, radio, television, record or tape player, loudspeaker, public address system or sound amplifying equipment of any kind in any park in such a manner that the sound emanating therefrom is audible beyond fifty (50) feet of the set or instrument and, subsequently, interferes with use of the park by others or disturbs the residents of adjacent properties.

#### SECTION J - LOITERING

It shall be unlawful for any person to:

1. Enter any comfort station or restroom, washroom or toilet facilities set apart or designated for the opposite sex, except a minor in the custody and under the supervision of a parent or guardian, or a person attending to or assisting a handicapped person; or
2. Lurk or loiter in or around the toilet or other system facility, except to use or wait for an accompanying person using such facility for the purpose for which it is intended.

#### SECTION K - PARADES/ENTERTAINMENT/PUBLIC MEETINGS

It shall be unlawful for any person to conduct processions, parades, pageants, ceremonies, exhibitions, celebrations, training exercises, speeches, entertainment or other public gatherings through or in any park, except with written authorization of the Director.

#### SECTION L - COMMERCIAL USE/SOLICITATION/ADVERTISING/PHOTOGRAPHY

It shall be unlawful for any person to:

1. Solicit, sell or otherwise peddle any goods, wares, merchandise, services, liquids or edibles in a park, except by authorized concession or written authorization from the Director;
2. Operate a still, motion picture, video or other camera for commercial purposes in a park without written authorization from the Director;
3. Expose, distribute or place any sign, advertisement, notice, poster or display in a park without written authorization from the Director; or
4. Distribute or disseminate any leaflets, pamphlets, circulars, handbills, advertisements or other written or printed material without the written authorization of the Director.

#### SECTION M - SOLICITING DONATIONS

It shall be unlawful for any person to beg or solicit alms, donations or contributions within a park.

#### SECTION N - FIRES

It shall be unlawful for any person to:

1. Start or maintain a fire in any park, except small (not larger than three feet in diameter) recreational fires in fireplaces or fire rings provided for that purpose;
2. Start or maintain cooking fires, except in grills provided for that purpose. Private grills may be used in designated areas provided that all ashes and residue therefrom are disposed of in containers provided for such disposal;
3. Leave a fire unattended or fail to fully extinguish a fire; or
4. Scatter or leave unattended lighted matches, ashes, tobacco, paper or other combustible material.

#### SECTION O - AVIATION

It shall be unlawful for any person to use park property for a starting or landing field for aircraft, hot air balloons, parachutes, hang gliders or other flying apparatus without written authorization from the Director.

#### SECTION P - AMUSEMENT CONTRAPTIONS

It shall be unlawful for any person to bring in, set up, construct, manage or operate any amusement or entertainment contraption, device or gadget without written authorization from the Director.

#### SECTION Q - ENGINE-POWERED MODELS AND TOYS

It shall be unlawful for any person to fly or use any fuel or electric powered model aircraft, boat, car or rocket, or like-powered toy or model without written authorization from the Director. This section shall not apply to models or toys which are powered by hand-wound springs, rubber, or other elastic materials, or by inertial flywheels.

#### SECTION R - UNLAWFUL OCCUPANCY

It shall be unlawful for any person to enter in any way, any building, installation or area that may be under construction, locked or closed to public use; or to enter, remain in, or be upon any building, installation or area after the posted closing time or before the posted opening time, or contrary to the posted notice in any park.

#### SECTION S - INTERFERENCE WITH EMPLOYEE PERFORMANCE OF DUTY

It shall be unlawful for any person to impersonate any employee or agent of the Department or interfere with, harass or hinder any employee or agent in the discharge of duties.

#### SECTION T - PETS IN PARKS

It shall be unlawful for any person to:

1. Cause or allow any pet to roam or be at large in any park;
2. Permit a pet, except guide animals to assist a blind or impaired person, to enter any beach area, picnic area, nature interpretive area, wildlife refuge, golf course, park building or park shelter;
3. Bring a pet into an authorized area of a park unless caged or on a leash not more than six (6) feet in length, except in a designated pet exercise or training area;

4. Permit a pet to disturb, harass or interfere with any park visitor, park visitor's property or park employee;
5. Tether any animal to a tree, plant, building or park equipment;
6. Have custody or control of any pet in a park without possessing and using an appropriate device for cleaning up pet feces and disposing of the feces in a sanitary manner; or
7. Permit any pet or domestic animal to graze or browse in any park.

#### SECTION U - UTILITIES

It shall be unlawful for any person to locate, construct or erect any sewer, gas pipe, water pipe, hydrant, lamp post, telephone or electric post, conduit, pump, lift station or other utility feature in any park without approval of the Board. Every person, firm or corporation who receives a contract or permit to do work shall, after such work has commenced and until same has been completed, isolate the construction area by security fencing, warning lights and signs, or other appropriate measures that will protect the public from exposure to danger and prevent unnecessary accidents.

#### SECTION V - LOST AND FOUND ARTICLES

Lost or mislaid articles, money or personal property which are found in any park shall be delivered or turned over to the Ramsey County Sheriff's Patrol Station or to the nearest on-duty peace officer. Property will be disposed of in accordance with Minnesota Statutes 345.15.

#### SECTION W - PEACE OFFICERS AND EMPLOYEES

It shall be unlawful for any person to:

1. Willfully resist, refuse or fail to comply with any order, direction or request lawfully given by any peace officer, Department employee or agent acting under the authority of the Board and in accordance with this ordinance; or
2. Interfere with or, in any manner, hinder any Department employee, agent or peace officer during the performance of assigned duties.

#### SECTION X - POSTED REGULATIONS, DIRECTIONAL SIGNS AND GRAPHICS

It shall be unlawful for any person to disregard or fail to comply with any posted regulations, directional signs and graphics, barriers or other control devices located within any park.

#### CHAPTER IV - REGULATION OF RECREATION ACTIVITY

##### SECTION A - PICNICKING

It shall be unlawful for any person to:

1. Assume exclusive use of a reservation picnic site or shelter without a permit;
2. Use a portion of a reservation picnic area or shelter without a permit if the area is reserved by a permitted group;
3. Conduct picnic activity at reservation picnic sites contrary to a permit, or otherwise violate provisions of a permit; or
4. Set up temporary shelters, tarps, canopies and other such devices without a permit.

##### SECTION B - SWIMMING

It shall be unlawful for any person to:

1. Bathe, wade or swim in any park waters, except in such areas specifically designated for such use;
2. Intentionally expose his or her genitals, pubic area, buttocks or female breasts below the top of the areola with less than a fully opaque covering while wading, swimming or using any beach or other area within a park, if ten (10) years of age or older;
3. Take glass bottles or glass containers of any kind into a designated beach area;
4. Start or maintain a fire or grill in a designated beach area;
5. Scuba dive in a designated swimming area, except by written authorization from the Director; or
6. Bring into or use at any beach any innertube, life raft or other inflatable or buoyant object intended to support a person, except U.S. Coast Guard approved life jackets or vests when properly attached.

##### SECTION C - FISHING

It shall be unlawful for any person to:

1. Fish in a park in violation of any provisions of Minnesota Statutes;
2. Fish in a prohibited area;
3. Take any fish, frog, turtle or crayfish by spearing, archery, netting, trapping from park waters or from any shoreline, pier or dock under the jurisdiction of the Board;
4. Fish in a reckless or careless manner so as to create a nuisance or to endanger the safety of other park users;

5. Cut a hole in the ice of any park waters, except where ice fishing is permitted and then only when said hole is less than ten (10) inches in diameter;
6. Erect a permanent or portable ice fishing shelter on any park waters without a permit;
7. Move an ice fishing shelter onto or off of the ice from any park, except from access points designated by the Director; or
8. Leave an ice fishing shelter unattended on parkland.

#### SECTION D - BOATING

It shall be unlawful for any person to:

1. Launch or land any watercraft upon any waters within a park, except at designated location and time;
2. Leave any watercraft unattended, except in designated areas;
3. Operate any watercraft in a designated swimming area or other prohibited area;
4. Operate any watercraft in park waters in violation of Minnesota Statutes, § 86B, "Waters and Watercrafts";
5. Launch, dock or operate any watercraft within 100 feet of any designated swimming area;
6. Tow a person on water-skis, surfboard, kneeboard or innertube in a designated swimming area or enter a designated swimming area on such device;
7. Operate any watercraft in violation of rules and regulations limiting watercraft type, horsepower size, type of motor, direction of travel or speed;
8. Operate any watercraft in such a manner that its wash or wake will endanger, harass or unnecessarily interfere with any person or property; or
9. Launch or remove any watercraft from park waters without inspecting the watercraft and trailer for aquatic vegetation, removing and properly disposing of said vegetation in containers provided.

#### SECTION E - BICYCLING

It shall be unlawful for any person to:

1. Operate a bicycle, except on paved bike trails and roadways, and except as close to the right hand side of the paved bike trail or roadway as conditions permit;
2. Operate a bicycle on unpaved trails, except at areas and times designated for that purpose;
3. Operate a bicycle in violation of Minnesota Statutes, Chapter 169, "Highway Traffic Violation"; or
4. Ride or operate a bicycle, except in a prudent and careful manner or at a speed faster than is reasonable and safe with regard to the safety of the operator and other persons in the immediate area.

#### SECTION F - GOLF

It shall be unlawful for any person to:

1. Hold a tournament under the jurisdiction of the Board without having procured a permit;
2. Drive, putt or, in any other manner, play or practice golf, except in areas specifically designated for such use; or
3. Enter or exit any golf course, except through designated access points.

#### SECTION G - GAMES

It shall be unlawful for any person to engage in any potentially dangerous games involving thrown or propelled objects such as baseballs, horseshoes or similar objects, except in areas specifically designated for such use.

#### SECTION H - CROSS-COUNTRY SKIING

It shall be unlawful for any person to:

1. Cross-country ski in any park, except on designated trails at designated times when weather conditions permit;
2. Cross-country ski in any park in violation of Minnesota Statutes, Section 85.41 - Cross-Country Ski Passes;
3. Cross-country ski on park trails contrary to rules and regulations established by the Director or in violation of any posted trail sign; or
4. Use cross-country ski trails during the cross-country ski season for any activity other than cross-country skiing.

#### SECTION I - HORSEBACK RIDING

It shall be unlawful for any person to ride or drive a horse in any park, except in areas specifically designated for such use.

#### SECTION J - CAMPING

It shall be unlawful for any person to establish or maintain any camp or other temporary lodging or sleeping place in any park, except by written authorization from the Director, and then only in areas specifically designated for such use.



## SECTION K - ROLLER-SKATING

It shall be unlawful for any person to:

1. Roller-skate in a park, except on paved bike/hike trails unless posted otherwise;
2. Roller-skate in a park, except in a prudent, careful manner and at a speed that is reasonable and safe with regard to the safety of the operator and other persons in the immediate area;
3. Roller-skate in any park building or shelter, except by written authorization from the Director; or
4. Roller-skate in any parking lot, except incidental travel between a motor vehicle and an authorized use area.

## SECTION L - SNOWMOBILING

It shall be unlawful for any person to:

1. Operate a snowmobile in any park or on any public trail or lake surface under the jurisdiction of the Board, except in areas and on trails and lakes specifically designated for such use;
2. Operate a snowmobile in any park or on any public trail or lake surface under the jurisdiction of the Board contrary to, or in violation of, Minnesota Statutes, Section 84.81-84.90, "Snowmobile Laws," and Chapter 5: Natural Resources 51-59, "Snowmobile Rules and Regulations" (all rules and regulations therein pertaining to "public land and water" shall apply on park property and park waters);
3. Operate a snowmobile in excess of speed limits specifically posted for such use or to speed in excess of 15 miles per hour within 100 feet of any person fishing, fish house, pedestrian, skier, skating rink, sliding or other area where such operation would conflict with or endanger another person's property;
4. Operate a snowmobile within 150 feet of any residential shoreline on sanctioned lakes within Ramsey County, except at a speed of 15 miles per hour or less for the purpose of ingress and egress from the lake or for the purpose of parking such vehicles near the shoreline;
5. Operate a snowmobile to tow any person, sled or other conveyance, except for by the use of a rigid tow bar attached to the rear of such snowmobile (disabled snowmobiles shall be exempt); or
6. Operate a snowmobile in violation of any posted sign.

## SECTION M - OTHER WINTER ACTIVITIES

It shall be unlawful for any person to ice skate, sled, coast, snowshoe or ski in a park, except at designated times and places.

## CHAPTER V - REGULATION OF MOTORIZED VEHICLES, TRAFFIC AND PARKING

### SECTION A - MOTORIZED RECREATION VEHICLE

It shall be unlawful for any person to operate a motorized recreation vehicle within a park, except in such areas and times as designated by the Board.

### SECTION B - VEHICLE OPERATION

It shall be unlawful for any person to:

1. Operate a motor vehicle within a park, except on roadways, parking areas, parkways or other areas designated for such use;
2. Operate a vehicle at a speed in excess of 15 miles per hour or posted speed limits;
3. Operate a vehicle within a park in violation of posted regulations, Minnesota Statutes, Chapter 169, County or Municipal Traffic Code, Orders or Directions of Peace Officers or Department Employees Authorized to Direct Traffic;
4. Drive or operate a vehicle on or along any roads, drives or parking lots which have been restricted, closed or posted with appropriate signs or barricades. The Director shall have the authority to order roads, drives or parking lots within any park closed during the process of construction, reconstruction or repair, or when, in the opinion of the Director, weather conditions render travel unsafe or unduly destructive;
5. Operate a vehicle in a careless or reckless manner;
6. Operate a vehicle which emits excessive or unusual noise, noxious fumes, dense smoke or other pollutants;
7. Fail to yield right of way to pedestrians and other trail users;
8. Wash, grease, change oil, service or repair any vehicle in a park, except disabled vehicles which shall be expeditiously made operational and removed;
9. Drink, consume or possess an open bottle or container of an alcoholic or intoxicating beverage in or on any motor vehicle when such vehicle is in a park; or
10. Cause any taxi, limousine or vehicle for hire to stand in a park for the purpose of soliciting or taking passengers other than those who have requested or were carried to the site by said vehicle, unless licensed by the Board.

## SECTION C - PARKING VEHICLES

It shall be unlawful for any person to:

1. Park or leave a vehicle standing, except in a designated area and then only in a manner so as not to restrict normal traffic flow;
2. Leave a vehicle standing after posted closing hours, except by written authorization from the Director;
3. Park a vehicle adjacent to any curb painted yellow in any park;
4. Park in a space designated for handicapped parking only, except with handicapped vehicle license or permit;
5. Park or leave a vehicle without a trailer in a parking space designated for vehicles with boat trailers; or
6. Park a vehicle with a boat trailer, except in designated boat trailer parking areas.

Vehicles illegally parked, disabled or abandoned may be towed away and impounded at the owner's expense. Said vehicle may be sold, if unclaimed after 90 days, to pay towing and storage fees.

## CHAPTER VI - ENFORCEMENT

### SECTION A - PEACE OFFICERS

1. Peace officers shall, in connection with their duties imposed by law, diligently enforce the provisions of this ordinance and may issue citations, arrest, arrest with warrant and eject from parks, persons acting in violation of the ordinance.
2. Peace officers shall have the authority to seize, confiscate and impound any substance, plant, animal, vehicle or other article which, upon probable cause, are found to be used or possessed in violation of this ordinance.

### SECTION B - FINES AND PENALTIES

A person guilty of violating any provisions of this ordinance shall be punished by a fine of not more than \$700, together with taxable costs, or imprisonment for a period not to exceed 90 days, or both.

### SECTION C - EMPLOYEE PERFORMANCE OF DUTY

Nothing in this ordinance shall prevent employees or agents of the Department from performing their assigned duties.

## CHAPTER VII - MISCELLANEOUS

### SECTION A - REPEAL

Existing park ordinance and any rules and regulations in conflict with this ordinance, or any parts thereof, are hereby repealed, except that such ordinances, rules and regulations shall be deemed to be in force for the purpose of protecting any right vested, accrued or arising therefrom.

### SECTION B - CAPTIONS AND HEADINGS

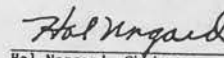
The captions and headings used herein are for convenience and reference only and do not define or limit the contents of each paragraph.

### SECTION C - SEPARABILITY

The provisions of this ordinance shall be separable and the invalidity of any section, paragraph, subparagraph, subdivision or other part thereof shall not make void, impair, invalidate or affect the remainder thereof.

## CHAPTER VIII - EFFECTIVE DATE

Passed and approved this 11th day of February, 1992.

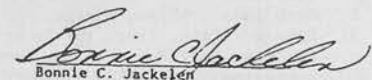
  
Hal Norgard, Chairman  
Ramsey County Board of Commissioners

  
Terry Schaben  
Executive Director

STATE OF MINNESOTA )  
COUNTY OF RAMSEY ) SS

I, Bonnie C. Jackelen, Chief Clerk - County Board, duly appointed and qualified for Ramsey County, Minnesota, do hereby certify that the foregoing copy is a true and correct transcript of Resolution 92-177, adopted by the Ramsey County Board of Commissioners on February 11, 1992.

Dated at St. Paul, Minnesota, this 11th day of February, 1992.

  
Bonnie C. Jackelen  
Chief Clerk - County Board

# Picnic Facilities

*For All Seasons*



*Snail Lake Regional Park*



*Long Lake Regional Park*



*Battle Creek Regional Park*

## DIRECTORY

**GENERAL INFORMATION** ..... (651) 748-2500  
www.co.ramsey.mn.us/parks

**ADMINISTRATIVE OFFICES** ..... (651) 748-2500  
2015 North Van Dyke Street Fax (651) 748-2508  
Maplewood, MN 55109-3796

**PICNIC SHELTER RESERVATIONS** ..... (651) 748-2500  
(Ext. 304)

### ARENAS

Aldrich, 1850 White Bear Avenue. .... (651) 748-2510  
Biff Adams, 743 North Western Avenue ..... (651) 558-2200  
Gustafson-Phalen, 1320 Walsh Street ..... (651) 772-6161  
Harding, 1496 East Sixth Street. .... (651) 772-6190  
Highland, 800 South Snelling Avenue ..... (651) 695-3766  
Ken Yackel-West Side, 44 East Isabel Street . (651) 215-0000  
Oscar Johnson, 1039 DeCourcy Circle ..... (651) 643-3000  
Pleasant, 848 Pleasant Avenue ..... (651) 215-9030  
Shoreview, 877 West Highway 96 ..... (651) 766-4000  
White Bear, 2160 Orchard Lane. .... (651) 748-2515

### GOLF COURSES

Goodrich, 1820 North Van Dyke Street ..... (651) 748-2525  
Island Lake, 1000 Red Fox Road. .... (651) 787-0383  
Keller, 2166 Maplewood Drive ..... (651) 766-4170  
Manitou Ridge, 3200 North McKnight Road . (651) 777-2987

**TAMARACK NATURE CENTER** ..... (651) 407-5350  
5287 Otter Lake Road Fax (651) 407-5354  
White Bear Township, MN 55110

## GENERAL INFORMATION

If you are planning a small family picnic or large company gathering, Ramsey County's parks have picnic facilities suited to your needs. Picnic facilities are generally available May 15th through October 1st. Ramsey County parks are open one-half hour before sunrise to one-half hour after sunset. Shelters can be reserved from 10:00 a.m. to one-half hour after sunset. Requests for shelter use at other times will be considered on a case-by-case basis.

## PICNIC RESERVATION PROCEDURES

### PERMITS

Permits will be issued for the ensuing year beginning the first business day in January.

### RESERVATIONS

Reservations will be accepted on a walk-in, first-come first-served basis only for the first week in January. One permit per person. Mail-in reservations will be processed in the order in which they are received, beginning the second week in January. (Call reservationist at (651) 748-2500, ext. 304, to obtain instructions on the necessary information to include in your request.) Telephone requests to hold a shelter will be accepted the second week in January (3 business days' hold on shelters, 5 business days' hold on pavilions). Sorry, requests to hold shelters or pavilions within seven days of the event cannot be honored. WE ACCEPT MASTERCARD AND VISA CREDIT CARDS FOR RENTAL FEES AND SPECIAL USE PERMITS. DEPOSITS MUST BE CASH OR CHECK ONLY.

### AMPLIFIED MUSIC

Amplified music is not allowed in Ramsey County parks unless by special use permit for larger civic organizations. Music that is NOT amplified is permitted provided it is associated with a picnic facility reservation.

### SPECIAL PERMITS

Special permits are required for pig roasters, dunk tanks, or other special event equipment. Special permits must be received in writing at least two weeks prior to event. Generators or auxiliary tents are not permitted in the parks.

An additional fee of \$25.00 is required for each special permit.



## GENERAL INFORMATION (continued)

### BEER/WINE PERMIT

A special permit (no additional charge) is required if your group will have wine and/or beer in kegs or more than one case. Keg beer and wine must be served in paper or plastic cups and case beer must be in cans. Hard alcohol is prohibited in all Ramsey County parks. **NO GLASSWARE ALLOWED!** Alcoholic beverages are prohibited at the following park locations: Johanna, Josephine, McCarrons and White Bear county parks. (NOTE: A special permit for consumption of beer and/or wine at Johanna will be issued with a pavilion or shelter rental; however, it is prohibited in all other areas of the park.) Beer and/or wine permits are issued only with a shelter or pavilion reservation.

### CHANGES/REFUNDS/CANCELLATIONS

Pavilions/Shelters: No refunds are given due to weather conditions or cancellations. If you wish to change your date, park location or shelter within a park, in advance of the event, you must return your original permit before a new permit will be issued. If the transfer requested is for an available shelter with a higher fee, the reservation will be held for three (3) working days to allow you time to remit the additional fee and return the original permit. Transfers must be made at least 30 days prior to original reservation date. No transfers to subsequent years. No refunds will be given if transfer is to a smaller shelter.

Pavilions Only: For cancellations made 60 or more days prior to the event date, the rental fee, less a \$25.00 cancellation charge, shall be refunded. For cancellations made 30-59 days prior to the event date, 50% of the permit fee shall be refunded. For cancellations made less than 30 days prior to the event date, the full fee shall be retained.

### PETS

Pets are not allowed in picnic areas, beaches, nature interpretive areas, wildlife refuges, golf courses, park buildings or park pavilions/shelters. It is unlawful to tether any animal to a tree, plant, building or park equipment.

### TRASH/CHARCOAL DISPOSAL

Trash must be disposed of in the proper receptacles. Charcoal dispensers are provided at all picnic areas. Please do not dump charcoal on the ground or in regular trash receptacles. (You may bring your own gas or charcoal grill to the park as long as you properly dispose of the coals and ashes).

## PARK FACILITIES

### BALD EAGLE REGIONAL PARK

5800 Hugo Road, White Bear Township

Facilities: (Designated swimming area - no lifeguard on duty)

ONE PICNIC SHELTER (capacity: 60 people)

Picnic tables, electricity, grill, play structure, drinking fountain, restrooms. Beer permit can be issued with shelter rental. Parking for 77 cars, plus 50 cars with boat trailers.

Directions:

From I-694, travel north on Hwy 61 approximately 6 miles to County Road J. Turn left on County Road J and then immediately turn left on Hugo Road and follow for 2/3 mile. Park is on the right.

### BATTLE CREEK REGIONAL PARK

2300 Upper Afton Road, Maplewood

Facilities:

ONE LARGE PICNIC PAVILION

(capacity: 500 people)

Includes 2 kitchens with walk-in cooler, freezer, two-burner electric cooktop, sink, electricity, grills, restrooms and stage area.

ONE PICNIC SHELTER (capacity: 80 people)

Picnic tables and grill. Restrooms available at large picnic pavilion.

Other park amenities include: hiking/biking trails, play structure and water park (see below). Beer permit can be issued with pavilion/shelter rental. Parking for 270 cars.

Directions:

Take I-94 to McKnight Road South exit. Go south on McKnight to Upper Afton Road. Take left on Upper Afton. Take first left into the park.

### Battle Creek WATERWORKS Family Aquatic Center



Our new aquatic facility includes a 5000 square foot, 18" zero-depth pool with water play structure, a 2000 sq. ft, 5' deep activity pool for a 170' waterslide and lily pad walk, and a children's sand play area. Restrooms and lifeguard supported facilities. Parking for 100 cars in overflow parking lot south of Upper Afton Road.



## PARK FACILITIES (continued)

### BEAVER LAKE COUNTY PARK

1050 Edgewater Boulevard, St. Paul

Facilities: (No swimming facilities)

ONE PICNIC SHELTER (capacity: 30 people)

Picnic tables, grills, play structure, ball field, fishing pier, hiking/biking trail and restrooms. Parking for 25 cars. Beer permit can be issued with pavilion/shelter rental.

Directions:

From McKnight Road, travel west on Maryland Avenue. Go one block and turn left on Edgewater Boulevard. Park is on the left.

### LAKE GERVAIS COUNTY PARK

2520 Edgerton Street, Little Canada

Facilities:

Picnic tables, grill, play structure, swimming beach and restrooms. Parking for 120 cars.

Directions:

From Hwy 36, travel north on Edgerton Street approximately 1/2 mile. Park is on the right.

### ISLAND LAKE COUNTY PARK

3611 North Victoria Street, Shoreview

Facilities:

(No swimming facilities)

THREE PICNIC SHELTERS

(#1 and #2 capacity: 100 people each)


(#3 capacity: 50 people)

Picnic tables and grill at each shelter.

The two larger shelters have electricity. Shelters #1 and #2 have access to water fountain/spigot (key for water spigot can be obtained with a \$25 deposit), large play structure, hiking/biking trails and restrooms. Play field is located between shelters #1 and #2. Two sand volleyball courts: one is located south of shelter #1, and one is located by shelter #2. Fishing pier and boat launch located on northwest corner of lake. Beer permit can be issued with shelter rental. Parking for 200 cars, plus 5 cars with boat trailers across lake at boat launch.

Directions:

Take I-694 to Victoria Street and go south on Victoria. Park is on the right.



## PARK FACILITIES (continued)

### LAKE JOHANNA/TONY SCHMIDT COUNTY PARK

3500 Lake Johanna Boulevard, Arden Hills

Facilities:

ONE LARGE PICNIC PAVILION

(capacity: 125 people)

Includes a kitchen with a commercial refrigerator/freezer, two-burner electric cooktop, 2 sinks, 4 electrical outlets, 2 large grills, play structure, game field and restrooms. Six handicapped parking stalls at pavilion.



ONE PICNIC SHELTER

(capacity: 75 people)

Picnic tables, grill, electricity, drinking fountain with spigot, play structure and restrooms. Parking for 76 cars plus 4 handicapped stalls.

GAZEBO (non-reservable)

Has 4 benches (no tables or electricity). Several tables and grills nearby.

Other park amenities include: hiking/biking trails, boat launch, swimming beach, play structure, restrooms and vending machines at beach. Beer permit can be issued with pavilion or shelter rental only. Beer is NOT allowed in other areas of the park. Parking for 11 vehicles/trailers at boat launch, 16 vehicles/ trailers in overflow boat lot, 87 cars in beach lot and 43 stalls in south picnic lot.

Directions:

From Snelling Avenue (Hwy 51), travel west on County Road E/Lake Johanna Boulevard for approximately 1 mile. Shelters are on the right. Beach is on the left.

### LAKE JOSEPHINE COUNTY PARK

3027 North Lexington Avenue, Roseville

Facilities: (No shelter)

Picnic tables, grills, play structure, swimming beach, shoreline fishing, boat launch north of swimming beach and restrooms. Beer is NOT allowed. Parking for 180 cars, plus 6 cars with boat trailers.

Directions:

From Hwy 36, travel north on Lexington Avenue approximately 1-1/4 mile. Park is on the left.

## PARK FACILITIES (continued)

### KELLER REGIONAL PARK (No swimming facilities)

SPOON LAKE SITE (North of Highway 36 and South of Lake Gervais - Entrance on Arcade Street or Keller Parkway)

**Facilities:**

TWO PICNIC SHELTERS (capacity: 50 people per shelter)

Picnic tables, grills, shoreline fishing and boat launch north of shelter #1.

Chemical restrooms. Beer permit can be issued with shelter rental. Parking for 56 cars in main lot and 12 cars with trailers in boat launch lot.

KELLER ISLAND SITE (Highway 61 & County Road B in Maplewood)

**Facilities:**

TWO PICNIC SHELTERS

(capacity: 50 people per shelter)

Picnic tables, grills, shoreline fishing and boat launch access from Spoon Lake. Chemical restrooms near parking lot - access to island footbridge. Beer permit can be issued with shelter rental. Parking for 40 cars.



LAKE SIDE SITE (Highway 61 & just south of County Road B in Maplewood)

**Facilities:**

ONE PICNIC SHELTER

(capacity: 50 people)

Picnic tables, grill, shoreline fishing and boat launch access from Spoon Lake.

Chemical restrooms. Beer permit can be issued with shelter rental. Parking for 30 cars.

LOWER KELLER SITE (Highway 61 between Roselawn & County Road B in Maplewood)

**Facilities:**

ONE PICNIC SHELTER (capacity: 50 people)

Picnic tables, grills, hiking trails, shoreline fishing and boat launch access from Spoon Lake. Flush restrooms located in Golfview area or chemical restrooms located at Lakeside site. Beer permit can be issued with shelter rental. Parking for 30 cars.

## PARK FACILITIES (continued)

### KELLER REGIONAL PARK

GOLFVIEW SITE (East side of Highway 61, South of County Road B in Maplewood)

**Facilities:**

SIX PICNIC SHELTERS

(#6, #7, #9, and #10: 50 people/shelter)

(#5 and #8: 80 people/shelter)

Picnic tables, grills, play structure, biking/hiking trails, volleyball, ball field and archery range. Flush restrooms. Beer permit can be issued with shelter rental. Parking for 100 cars.



ROSELAWN HILL SITE (Roselawn and Highway 61 in Maplewood)

**Facilities:**

TWO PICNIC SHELTERS (capacity: 50 people per shelter)

Picnic tables, grills and hiking trails. Chemical restrooms. Beer permit can be issued with shelter rental. Parking for 36 cars.

ROUND LAKE SITE (East of Highway 61 off Frost Avenue in Maplewood)

**Facilities:**

ONE PICNIC SHELTER (capacity: 50 people)

Picnic tables, grills and hiking/biking trails. Flush restrooms. Beer permit can be issued with shelter rental. Parking for 36 cars.

Call us at (651) 748-2500  
or

Visit us at our web site:  
[www.co.ramsey.mn.us/parks](http://www.co.ramsey.mn.us/parks)

## PARK FACILITIES (continued)

### LONG LAKE REGIONAL PARK

1500 Old Hwy 8, New Brighton

#### Facilities:

ONE LARGE PICNIC PAVILION (capacity: 400 people)

Includes a kitchen with walk-in cooler, freezer, two-burner electric cooktop, 2 sinks, electricity, grills, large play structure, sand volleyball court, play field and restrooms. Parking for 100 cars.

#### ONE PICNIC SHELTER

(capacity: 50 people)

(located near the beach area)

Picnic tables, electricity, grill and play structure. Parking for 150 cars.

Other park amenities include: swimming beach with water play features, hiking/biking trails, swimming beach, fishing pier and boat launch on south end of lake. Beer permit can be issued with pavilion/shelter rental.

#### Directions:

Take I-694 West to I-35W North to Hwy 96. Left (west) on Hwy 96 to Old Hwy 8. Turn left on Old Hwy 8 and go about 1/3 mile. Park entrance is on the right.



### MCCARRONS LAKE COUNTY PARK

1795 North Rice Street, Roseville



#### Facilities:

ONE PICNIC SHELTER

(capacity: 50 people)

Picnic tables, grill, electricity, large play structure, fishing pier, swimming beach with water play features, boat launch, restrooms and vending machines. Beer is NOT allowed. Parking for 150 cars, plus 4 cars with boat trailers at boat launch.

Directions: From Hwy 36, take Rice Street exit. Go south on Rice for approximately 1 mile. Park is on the right.

## PARK FACILITIES (continued)

### LAKE OWASSO COUNTY PARK

370 North Owasso Boulevard, Shoreview

#### Facilities:

THREE PICNIC SHELTERS (capacity: 50 people per shelter)

Picnic tables, grills, play structure, swimming beach across North Owasso Boulevard, shoreline fishing and boat launch east of beach. Flush restrooms and water fountains at beach building. Beer permit can be issued with shelter rental. Parking for 130 cars, plus 8 cars with boat trailers.

#### Directions:

From I-694, travel south on Rice Street approximately 1/4 mile to North Owasso Boulevard. Turn west on North Owasso Boulevard and follow for approximately 1/2 mile. Lake is on the left, picnic shelters are on the right.

### SNAIL LAKE REGIONAL PARK

4191 Snail Lake Boulevard, Shoreview

#### Facilities:

ONE PICNIC PAVILION (capacity: 200 people)

Includes a kitchen with large refrigerator/freezer, two-burner electric cooktop, 1 sink, electricity, grills, large play structure, sand volleyball court and restrooms. Parking for 122 cars at pavilion.

#### ONE PICNIC SHELTER

(capacity: 50 people)

(located southwest of the beach area)

Picnic tables, grill, electricity, restrooms at beach building. Parking for 99 cars at beach, plus 6 vehicles with car-top carriers and 8 vehicles with boat trailers.

#### Other park amenities include:

hiking/biking trails, fishing pier, boat launch and swimming beach with water play features. Beer permit can be issued with pavilion/shelter rental.

#### Directions:

From I-694, travel north on Hwy 49 (Rice Street/Hodgson Road) approximately 2 miles to Snail Lake Road. Turn left on Snail Lake Road and follow to Snail Lake Boulevard. Turn left and follow Snail Lake Boulevard 2/3 mile; OR I-694 to Victoria Street, north on Victoria 1/2 mile and turn right on Snail Lake Boulevard. Park is 1/2 mile on the left.





## PARK FACILITIES (continued)

### TURTLE LAKE COUNTY PARK

4979 Hodgson Road, Shoreview

**Facilities:**

TWO PICNIC SHELTERS

(capacity: 50 people per shelter)

Picnic tables, grills, play structure, ball field, swimming beach and boat launch north of beach. Flush restroom at beach building. Beer permit can be issued with shelter rental. Parking for 100 cars, plus 21 cars with boat trailers.

**Directions:**

From Hwy 96, go north on Hwy 49/Hodgson Road for 1/2 mile. Park entrance is on the left.

### WHITE BEAR LAKE COUNTY PARK

5050 Lake Avenue, White Bear Lake

**Facilities:** (No shelter)

Picnic tables, grills, play structure by the beach, swimming beach, shoreline fishing and boat launch north of beach. Flush restrooms, water fountain and vending machines at beach building. Beer is NOT allowed. Parking for 250 cars, plus 37 cars with boat trailers.

**Directions:**


From Hwy 61, go east on Hwy 96 for 1/2 mile. Park entrance is on the right.

### FOR PICNIC RESERVATION INFORMATION, CONTACT:

#### Ramsey County Parks and Recreation Department

2015 N. Van Dyke Street  
Maplewood, MN 55109-3796

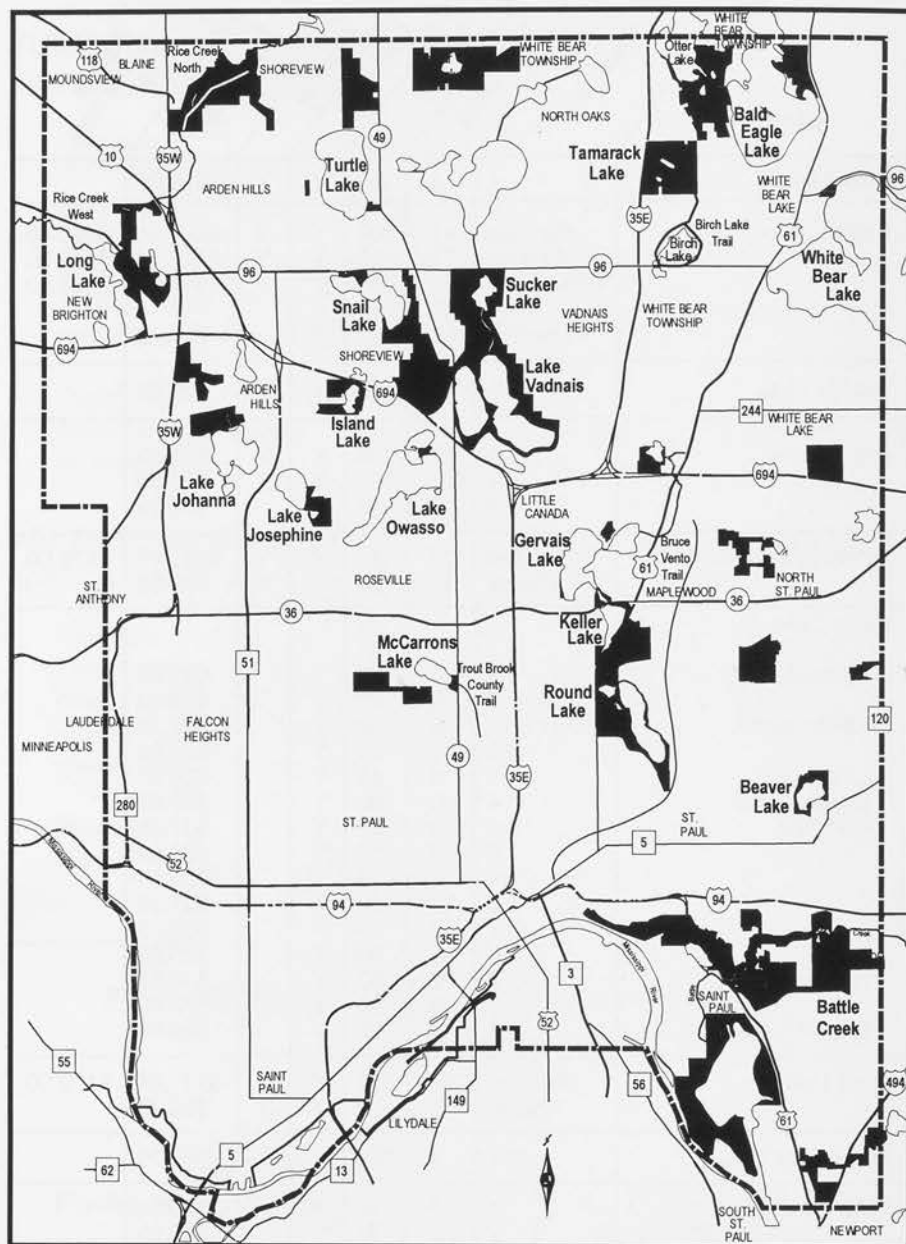
**(651) 748-2500 - Ext. 304**



## PICNIC SITES AND FACILITIES

PARK	Shelter No.	No. of Tables	Capacity	Beer Permit	Electricity	Fee (Incl. tax)	Deposits cash or check ONLY
Bald Eagle	1	8	60	Y	Y	\$79.88	
Battle Creek	Pavilion	41	500	Y	Y	\$207.68	\$195.00
	North Side	17	150	Y	Y	\$117.15	\$110.00
	South Side	24	250	Y	Y	\$117.15	\$110.00
	Dome 1	10	80	Y		\$37.28	
Beaver Lake	1	4	30	Y		\$26.63	
Island Lake	1	17	100	Y	Y	\$90.53	
	2	17	100	Y	Y	\$90.53	
	3	9	50	Y		\$53.25	
Johanna/Tony Schmidt	Pavilion Shelter	20 12	125 75	Y Y	Y Y	\$181.05 \$90.53	\$170.00
Keller Lake							
Spoon Lake	1	6	50	Y		\$26.63	
	2	6	50	Y		\$26.63	
Keller Island	Dome 12	6	50	Y		\$37.28	
	13	6	50	Y		\$26.63	
Lakeside	11	6	50	Y		\$26.63	
Lower Keller	4	6	50	Y		\$26.63	
Golfview	5	10	80	Y		\$37.28	
	6	6	50	Y		\$26.63	
	7	6	50	Y		\$26.63	
	8	10	80	Y		\$37.28	
	9	6	50	Y		\$26.63	
	10	6	50	Y		\$26.63	
Roselawn	2	6	50	Y		\$26.63	
	3	6	50	Y		\$26.63	
Round Lake	1	6	50	Y		\$26.63	
Long Lake	Pavilion Shelter	54 8	350 50	Y Y	Y Y	\$181.05 \$53.25	\$170.00
McCarrons Lake	Shelter	8	50		Y	\$53.25	
Lake Owasso	1	6	50	Y		\$26.63	
	2	6	50	Y		\$26.63	
	3	6	50	Y		\$26.63	
Snail Lake	Pavilion Shelter	34 8	200 50	Y Y	Y Y	\$181.05 \$53.25	\$170.00
Turtle Lake	1	6	50	Y		\$26.63	
	2	6	50	Y		\$26.63	

# Ramsey County Parks



Ramsey County Parks and Recreation Department

2015 North Van Dyke Street, Maplewood, MN 55109

(651) 748-2500

[www.co.ramsey.mn.us/parks](http://www.co.ramsey.mn.us/parks)



**Ramsey County Parks and  
Recreation Department**  
2015 North Van Dyke Street  
Maplewood, MN 55109-3796

*Printed on Opus Gloss Paper  
50% recycled, 10% post consumer waste  
Rev. 11/01*



## ASSISTANCE FOR SHELTER AND PAVILION RENTALS

The Ramsey County Parks and Recreation Department has **Park Service Coordinators** on duty, at specified times, to help better serve our park users and picnic groups. In addition to assisting shelter and pavilion renters, **Park Service Coordinators** respond to other needs of our general park users, educate users on park rules, conduct leisure research and act as staff liaison for part-time park and recreation staff.



Helping us serve you better!

**If you need shelter and/or park assistance, please call (651) 748-2500**  
**Park Service Coordinators are available during the following times:**

<b>Date</b>	<b>Saturday - Sunday</b>	<b>Monday - Friday</b>
<b>May 11 - June 7</b>	9:00 a.m. - 9:00 p.m.	5:00 p.m. - 9:00 p.m.
<b>June 8 - Sept 2</b>	9:00 a.m. - 10:00 p.m.	2:30 p.m. - 10:00 p.m.
<b>Sept 3 - Sept 29</b>	10:00 a.m. - 8:00 p.m.	4:00 p.m. - 8:00 p.m.

**Normal Office Hours**

**(8:00 a.m. - 4:30 p.m.)**

1. Call **(651) 748-2500**.
2. Ask the receptionist for a Park Service Coordinator. You will be transferred to a voice mailbox where you can leave a message that will automatically page the on-duty Park Service Coordinator.

**After Hours and on Weekends**

1. Call **(651) 748-2500**.
2. When prompted by voice mail system, push the number 1. You will be transferred to a voice mailbox where you can leave a message that will automatically page the on-duty Park Service Coordinator.

**You will be asked to leave the following information on the message:**

- Park name;
- Location in the park (such as shelter #1);
- Phone number you are calling from (our pay phones accept incoming calls); and
- Description of specific problem/concern.

**The Park Service Coordinator will either call you back or visit the park to assist you.**

**Please note:** There is only one Park Service Coordinator on duty at most times; therefore, it may take several minutes for our Park Service Coordinator to reach you if he/she is traveling between parks. If you need immediate assistance, contact the Ramsey County Sheriff's Department at (651) 484-3366 or dial 911.

We hope you have a pleasant experience. If you require assistance during your rental, we would appreciate your comments on this service. Please feel free to call (651) 748-2500 during normal office hours to comment.

## Portable Flag Poles

The following plan is for a set of three portable flagpoles of up to 29' tall, each of which telescopes into one ten-foot section that two of even the smallest Scouts can easily carry. With the addition of a moderately small box to contain the tackle, it becomes a system that is relatively simple to store, transport, and set up. My unit (Troop 575, Chaparral District, South Plains Council, Lubbock, Texas) has successfully used such a set for several years, and while we typically use all three poles—one each for the U.S., Texas, and troop flags—the design of the system is flexible, allowing the use of just one or two of the poles.

All of the materials required for this plan (see the parts list) should be readily available for purchase at virtually any full-line home improvement center such as Lowe's, Home Depot, Builder's Square, Payless Cashways, or the like. However, one could probably get at least some of the materials donated.

### Overview

Each pole consists of three ten-foot sections of electrical metal tubing (EMT): a lower section with an inside diameter (i.d.) of 1½", a center section with an i.d. of 1¼", and an upper section with an i.d. of 1". For storing and transporting, the sections nest together—the upper section inside the center section inside the lower section—held together by one of the two wire-lock pins that are used to pin the sections together when set up. A 1" floor flange slides down over the upper section and rests atop the center section, with the four holes in the rim of the flange providing the necessary attachment points for four guy-ropes. The assembled pole sits atop a base plate to prevent the pole from sinking into the ground. The halyard is attached to the top of the upper section with an eye bolt, quick-link, and pulley arrangement, while a rope cleat clamped to the bottom section provides a tie-off point for the bottom of the halyard.

### Flag Arrangement Options

There are several possible flag arrangements using all three poles. The first arrangement is a symmetrical one with the U.S. flag in the center on a 29'-tall pole, flanked on either side by shorter poles flying the state and unit flags. Assuming a standard flag size of 3' x 5', a height of 26' is recommended for the two shorter poles. This will place the tops of the state and unit flags at the same height as the bottom edge of the U.S. flag. One could make the shorter poles 27½' tall, placing the tops of the state and unit flags even with the middle of the U.S. flag. However, given the relative size of the entire set-up, this smaller difference in flag height is almost indiscernible, particularly to someone standing near the base of the poles.

A second option is to use poles of three different heights: the U.S. flag on a 29' pole, the state flag on a 26' pole, and the unit flag on a 23' pole. Again, although one could use an 18" difference in pole height rather than 36" (27½' and 26' instead of 26' and 23', respectively), the greater difference is more obvious. In this arrangement, either the U.S. flag or the state flag should occupy the center position.

Consider making each pole adjustable to all heights needed for the selected arrangement. Doing so makes it unnecessary to keep track of which pole is which when preparing to raise them. However, it does require the drilling of more than one hole in the lower end of each upper section. Alternatively, mark the lower section of each pole with either an engraving tool or a ring of some unique color around one end (Marks-a-Lot® works well for this purpose) as an indication of how tall it will be when fully extended.

A third alternative—having all poles of equal height—requires drilling the fewest number of holes to make the poles interchangeable, but this is not really an appropriate arrangement for displaying the U.S. flag with that of any state except Texas. In general, the U.S. flag should be flown higher than state, community, or organizational flags. However, "When the Texas Flag and the Flag of the United States of America are displayed at the same time, they should be flown on separate flagpoles of equal length, and the Flags should be approximately the same size."<sup>1</sup>

### Construction

Construction of this pole set is relatively simple. The only tool required is a drill with a 5/16" bit, although a drill press would be helpful.

#### POLES

Repeat the following steps for each pole to be constructed. NOTE: As used below, the phrase "drill a hole" means to drill through both walls of the EMT section, perpendicular to the length of the section, so that there are really two holes 180° apart

---

<sup>1</sup>General Laws of Texas, Forty-Third Legislature, Regular Session, 1933, Chapter 87, Page 189, quoted in "The Texas Flag: Rules Governing the Use of the Texas Flag", a pamphlet published by the Adjutant General's Department of the State of Texas. Texas holds the singular distinction of having been a recognized sovereign nation prior to becoming a state. Under the terms by which Texas joined the Union, its Lone Star flag—symbol of the Republic of Texas from 1839 to 1845 and of the State of Texas since that time—retains its status as the symbol of a nation, with the right to be flown at the same height as that of the United States.

around the circumference of the section. For the center and upper sections where more than one hole is required, drill all holes along the same longitudinal axis of the section. The holes should be 5/16" in diameter, to accommodate a 1/4" pin.

Step 1: Upper (1" i.d.) section

A: Top end:

Drill a hole at a point centered 1" from one end of the upper section. This becomes the top end of the upper section when the pole is assembled and raised.

B. Bottom end:

Under this plan, all adjustment is built into the bottom end of the upper section of each pole. This is necessary in order to keep the guy-line attachment points between poles at the same level regardless of overall pole height.

1. For a 29' pole, drill a hole at a point centered 5" from the bottom end of the upper section.
2. For a 27½' pole, drill a hole at a point centered 23" from the bottom end of the upper section.
3. For a 26' pole, drill a hole at a point centered 41" from the bottom end of the upper section.
4. For a 23' pole, drill a hole at a point centered 77" from the bottom end of the upper section.

Step 2: Center (1¼" i.d.) section

A: Top end:

At a point centered 1" from one end of the center section, drill a hole. This becomes the top end of the center section when the pole is raised.

B: Bottom end:

At a point centered 5" from the opposite end of the center section, drill a hole.

Step 3: Lower (1½" i.d.) section

At a point centered 1" from one end of the lower section, drill a hole. This becomes the top end of the lower section when the pole is raised, and is the only hole needed in the lower section of the pole.

Step 4: Using an indelible felt-tipped marker (such as a Marks-a-Lot® or a Sharpie®) or an engraving tool, mark or engrave a point 4' from the bottom of the lower section, in line with the hole at the other end. Then turn the section over and do the same thing on the other side (you only need one such point, but having one on either side of the pole makes it more convenient when assembling the poles). These marks indicate the position at which to center the rope cleat when assembling the poles in the field, and need to be aligned with the holes so that the halyard will hang straight down the length of the pole. While centering the cleat only 4' above the base of the pole may seem a bit low, bear in mind that it is probably about right for the more "vertically challenged" Scouts.

Step 5: Assemble the poles, mating one of the holes created in step 1B with the hole created in step 2A, and the hole created in step 2B with the hole created in 3A. Pin the sections together using a wire-lock pin at each joint. As an aid to re-assembling the poles in the field, draw or engrave a ring around the circumference of the smaller section at each joint, just at the point where it enters the larger section. Then, beginning at a point on the larger section approximately ½" below its rim and in line with the pin, draw or engrave a short, straight line at right angles to the ring, continuing across the rim and for approximately ½" beyond onto the smaller section. Turn the pole over and make a similar mark on the back side, in line with the other end of the pin. These marks provide visual references for realigning the pin holes: from its nested position inside the larger section, slide the smaller section out until the ring around it becomes visible, then twist it until the perpendicular marks are aligned.



- Step 6: Remove the pins and telescope the upper section into the center section, then the center section into the lower section. Line up the holes located 1" from the top of each section and insert one of the wire-lock pins. The poles are now ready to be stored or transported.

## GUY-ROPE

The size and type of rope used for the guy-ropes is a matter of choice. For this application, the primary considerations should be strength, the ability to take and hold a tight splice permanently, and a high degree of resistance to stretching. Twisted natural-fiber materials such as manila take and hold splices well. However, they are somewhat stretchy and will rot if stored wet. Some of the synthetics stretch less and are more rot-resistant, but do not generally splice well. One factor in favor of synthetics is the fact that they can be found in bright colors, so there is less need to tie flagging tape to the guy-ropes to reduce the risk that little Tommy Tenderfoot (or, for that matter, Sam Scoutmaster) will clothesline himself!

The three-pole setup requires two pole-to-pole guy-ropes and eight pole-to-ground guy-ropes. The two-pole setup requires one pole-to-pole guy-rope and six pole-to-ground guy-ropes, while the single-pole setup requires only four pole-to-ground guy-ropes.

Each pole-to-pole guy-rope has a swivel trigger snap attached to each end. The overall finished length should be 9'9" from the eye of the snap at one end to the eye of the snap at the other.<sup>2</sup>

Each pole-to-ground guy-rope has a swivel trigger snap in one end, with the other end secured in a manner that prevents it from unraveling.<sup>3</sup> The overall finished length should be approximately 32'.<sup>4</sup>

After creating the guy-ropes, permanently mark each pole-to-ground guy-rope at a point 19'6" from the eye of the trigger clip, using either an indelible marker or a tight whipping of string in a color that contrasts with the rope. This provides a built-in measurement of how far from the base of the pole to place the stakes (refer to "Assembling and Erecting the Pole Set" below).

## GUY STAKES

Because of the height of these poles, the guy-ropes supporting them must be firmly anchored; therefore, scrimping on the stakes used for this purpose is not advisable, and something on the order of 2' lengths of ½" re-bar is recommended. To create an eye through which to run the guy-rope, bend the top of the stake into a 1" triangle and spot-weld the end back to the side of the stake. This not only prevents the rope from slipping off the top of the stake; it also reduces the potential for injury that exists if the rough end of the stake is left exposed. Spot-welding the end of the eye back to the side of the stake should make it strong enough to endure the punishment inflicted as the stake is driven into the ground.

## BASE PLATES

In order to prevent the poles from sinking into soft ground, it is advisable to provide some sort of base plate to support the pole. A piece of steel plate with a hole drilled in the center, through which a stake is driven, will work nicely--as will the wheels

<sup>2</sup>This length will result in the poles centered on approximately 10' spacing. For different spacing, finish the pole-to-pole guy-ropes to a length of 3" less than the desired distance. One may elect to construct sets of several lengths, in which case additional swivel trigger snaps beyond the quantities listed in the parts list are needed (4 more for a three-pole set, 2 more for a two-pole set).

<sup>3</sup>If using a natural-fiber material such as manila, the swivel trigger snap should be attached using an eye-splice, with the other end back-spliced. Use of synthetic cordage may dictate another means of attaching the hardware and/or preventing unraveling. The pamphlet, "Knots and How to Tie Them" (B.S.A. publications no. 33170) contains instructions for all knots and splices mentioned herein.

<sup>4</sup>In order to provide the most stable structure with the least amount of material, the guy-rope should go from the ground to the pole at an angle of 45°. To achieve this optimum angle, the distance from the base of the pole to the guy-rope stake should be equal to the distance from the base of the pole to the guy-rope attachment point (the 1" floor flange) at the top of the center section of the pole. If the guy-rope stake is closer to the pole than this distance, the structure will be less stable than it would otherwise be; if the stake is further away, it takes more rope to reach it without any significant gain in stability. This distance--from the base of the pole to the top of the center section--is 19½' (234"); therefore, the distance from the base of the pole to the guy-rope stake should also be 19½'. The Pythagorean theorem ("the square of the hypotenuse is equal to the sum of the squares of the other two sides") reveals that the length of rope necessary to span the distance from the attachment point to the stake is approximately 331", or roughly 27½'. Adding 4½' for tying and adjusting a taut-line hitch gives a total length of 32'.

scavenged off an old, worn-out lawnmower or little red wagon. Wood plates work, too, but rain and ground moisture will do them in much more rapidly. While the shape of the base plate is really immaterial, a round plate may be preferable for aesthetic purposes (round pole, round base). Size is not too critical, although anything less than about 3" across might tend to bury up in really soft conditions, while anything over 6" would most likely be overkill. If using steel plate, thickness should probably not be less than  $\frac{1}{2}$ ", and more than  $\frac{1}{4}$ " would be unnecessarily heavy.

As for the length of stakes to use for the base plate, experience has shown that, while it really doesn't matter once the poles are up, short stakes can create problems by ripping out of the ground during the process of raising the poles. Therefore, stakes of at least 1' in length are recommended, and 18" probably would not be too long in most instances. Welding the stake and base plate together is not recommended because 1) it requires more work than is necessary, 2) it makes a piece that is harder to find space for in a box, and 3) it makes it harder to replace a bent or broken stake.

## HALYARDS

Each halyard consists of a length of rope which, after being passed through a pulley, is either spliced or tied together into a continuous loop. The type of rope used should be soft, flexible, and--most important--resistant to kinking. For this reason, braided cordage generally works better than twisted, even though such cordage typically doesn't readily lend itself to splicing and, therefore, must be tied. For this application, a stretchy type of cordage may be desirable, as this tends to keep the halyard taut so it does not flap against the pole as much. The rope should be small enough in diameter to easily pass through the pulley being used, bearing in mind that natural-fiber cordage will swell in the event that it gets wet.

Allowing too little rope for the loop will make it difficult to tie off the halyard securely, while too much will result in more rope than the cleat will hold, making it difficult to finish off the halyard neatly. The rule of thumb for determining the length of rope needed for the halyard is to subtract the height above ground of the cleat from the height of the pole, double the result, then add 4'. This will give you a halyard that is long enough to allow approximately 18" for tying off (2', less the 6" or so needed to splice or tie it into a loop), yet short enough so that it does not drag the ground. Be aware that different pole heights will require halyards of different lengths, and engraving or marking the length on the side of the pulley will help to prevent attaching the shortest halyard to the tallest pole, and vice versa.

To create the loop, first lay the rope out on the floor in a long oval and work out any kinks or twists (this is especially necessary when using manila or any other type of twisted cordage). Then pass the pulley onto the rope before attaching one end of the rope to the other, being careful not to re-introduce any unwanted twist to the rope. For twisted cordage, splicing (using either the short or the long splice) is the preferred way to join the ends, at least from the perspective of aesthetics; types of rope that won't take a splice can be joined with a fisherman's knot or, better yet, the Hunter's bend.

Next, attach the swivel snap hooks, one approximately 18" on either side of the splice or knot.<sup>5</sup> To easily attach the swivel snap hooks, create a lark's head by folding a bight into the rope, passing the bight through the swivel, then bringing the bight up and over the hook end and snugging it down against itself on the other side. This means of attaching the hooks allows the hook placement to be adjusted as necessary for flags of different sizes. After attaching the hooks to the halyard, attach the flag to the hooks and adjust the spacing between hooks by slacking the lark's head, working the rope through the swivel, then snugging the lark's head again. The hooks are properly spaced when pulling the halyard taut results in the spine of the flag being straight, but not under strain. For "stacking" multiple flags on the same pole, simply attach additional hooks using the same procedure.

Finally, using a quick link, attach the swivel of the pulley to the eye of an eye-bolt. Alternatively, one could "spring" the eye of the eye-bolt open enough to attach the pulley swivel directly; however, this is difficult to do with good steel eye-bolts, and makes it harder to replace the pulley if it should break.

---

<sup>5</sup>Placing the splice or knot between the hooks will prevent it from getting into the pulley regardless of which side of the halyard is pulled. Therefore, the thicker short splice can be used, rather than the thinner long splice, which is weaker and more difficult to tie.



## Assembling and Erecting the Pole Set

Assembling and erecting this set is simple, provided sufficient man- or boy-power is available for the job.

### Step 1: Site selection

Select a site that allows ample room for the set-up. From stake to stake, the three-pole set (on 10' centers) is 39' x 59', the two-pole variation takes 39' x 49', and a single pole requires 39' x 39'. The setup does not necessarily require that the space be absolutely clear--the guy-ropes can go over brush or between trees--but be aware that there is more than just the poles involved here. Avoid locations where the guy-ropes will block trails, etc., and do not place the poles near electrical lines or where people might congregate during thunderstorms.

### Step 2: Positioning and assembly

NOTE: the compass directions given below are for purposes of illustration and clarity only and assume that the poles are to be raised on a line running due east and west..

- A. Clip one end of a pole-to-pole guy-rope to a 1" floor flanges, then clip the other end of the guy-rope to a second floor flange. On the opposite side of the second floor flange, clip one end of the second pole-to-pole guy-rope, then clip its other end to the remaining floor flange, so that you have a string consisting of flange-rope-flange-rope-flange. For the sake of uniformity, I prefer to clip all lines to the flanges so that all triggers are the same way, either all up or all down.
- B. Anchor one of the three base plates to the ground in the position where the base of the western-most pole is to be. Leave approximately 1" of the stake sticking up above the base plate.
- C. Hook the floor flange on one end of the string over the stake at the west end of the pole line, flat-side-down. Taking the flange on the other end of the string, extend the string eastward along the pole line. Pull the string taut and, using the flanges as a template, position and anchor the center and eastern-most base plates, again leaving approximately 1" of the stakes sticking up above the plates. Be aware that because the line is pulled taut, the flange on the west end will be off-center on its stake, and adjust the positioning of the remaining two stakes accordingly. Hook each of the floor flanges over its corresponding stake top, flat side down.
- D. Clip one pole-to-ground guy-rope to each of the remaining holes in the flanges (three in each end flange and two in the center flange).
- E. Arrange the pole-to-ground guy ropes out from the pole line. From each flange, one rope should extend due north and one due south. The remaining rope on the western-most flange should extend due west, while the remaining rope on the eastern-most flange should extend due east. Pull all guy-ropes taut and place a stake along each one at a point 19'6" from the flange (hence the reason for marking the pole-to-ground guy-ropes as recommended previously). Angle the tops of the stakes away from the base plates 45° and drive them in all the way up to the eye, if possible.
- F. Lift the floor flanges from the base-plate stake and set them off to the south side. Place the nested poles on the north side of the pole line, one pole per base plate, with the bottom end of the pole at the stake. If the poles are not interchangeable, be sure to have the correct pole at each base plate. Extend and pin the pole sections together and butt the bottom end of the pole against the stake, with the pole extending due north.
- G. Clamp a rope cleat to each lower section at the point previously marked, using two hose clamps side-by-side to prevent the cleat from twisting. The clamps should be turned so that their worm-gear mechanisms are on the side of the pole opposite the cleat, rather than in the valley of the cleat, to help prevent scraping the knuckles as the halyard is tied off.
- H. Slide the corresponding floor flange, with guy-ropes attached, over the upper section of each pole and down to the top of the center section.

- I. Attach the appropriate halyard to each pole by securing its eye-bolt through the hole at the top of the upper section. Using a wing nut instead of a hex nut to secure the eye-bolt will make it easier to attach and unattach the halyard in the field. The eye of each bolt should be aligned with the length of the pole and on the same side of the pole as the cleat, with the open side of the eye toward the top of the pole. Twist each pole as necessary to place all three cleats in the same relative position, then string the halyard down the length of the pole to its cleat and tie it off, being careful to keep the halyard between guy-ropes rather than across them.
- J. Station at least one member of the crew at each of the pole-to-ground guy-ropes. They provide balance and control as other crewmen slowly "walk" the poles up from the top end, bringing the whole set up as a unit and using the stakes protruding from the base plates to prevent the bottom ends of the poles from sliding. Upon reaching the vertical, the "walkers" hold the poles as nearly vertical as possible while the crewmen on the guy-ropes tie them off using good taut-line hitches. At this point, the ropes should be tightened just enough to remove all slack.
- K. While the crew remains in place, step back from the pole line to the north or south of the center pole and "eyeball" the poles to vertical in the east-west plane, calling upon the crewmen manning the west- and east-end guy-lines to slide their hitches up or down as necessary. When the poles are vertical in this plane, have the west- and east-end guy-lines tightened equally, making the lines as taut as possible.
- L. Step to the west or east end of the pole line and align each pole to vertical in the north-south plane using the same give-and-take procedure between the guy-ropes on opposite sides of the pole. Again finish up by tightening the guy-ropes as much as possible.
- M. Raise the flags and enjoy the sight!

### Other Ideas

If storage or transportation of a 10' pole is a problem, cut the EMT sections down to 8' before drilling the holes. This will result in flagpoles of up to 23' in height, with the guy-rope attachment height at 15½'. Further reducing the section length to 6' produces poles of up to 17', with the attachment height at 11½'.

If weight is a problem, try using just the center and upper sections in a 10' length. The poles will rise to 19½', and the attachment point will be 10' above the ground.

Welding the cleat to the pole is not a good idea, because one or both arms of the cleat will eventually be broken off.

### A Final Word

The source of the original idea for these poles is uncertain. Troop 567 here in Lubbock was using a two-pole version many years ago, and the idea may have originated with that troop's Scoutmaster at the time, John Agnew. Expanding the set to include a third pole was my idea, as were some minor adjustments in materials and construction technique.

Please feel free to modify this plan as the need arises and to copy and distribute it to other units in your council. I would appreciate knowing of any modifications or improvements made to the plan.

Russ Jones  
P. O. Box 611  
Wolfforth, TX 79382-0611  
Work: (806) 743-2870  
Home: (806) 866-2037  
E-mail: CSRTJ@TTUHSC.EDU

# Parts List

Part	Number required to make		
	1 pole	2 poles	3 poles
Electrical metal tubing (EMT), 1" x 10'	1	2	3
Electrical metal tubing (EMT), 1¼" x 10'	1	2	3
Electrical metal tubing (EMT), 1½" x 10'	1	2	3
Floor flange, galvanized, 1"	1	2	3
4½" rope cleat	1	2	3
Hose clamp, worm-gear type, 1"-2" range	2	4	6
1" swivel pulley	1	2	3
¾" quick link	1	2	3
Eye bolt, ¼" x 2½"	1	2	3
Rope, ¼" or similar, continuous (approximate)	190'	325'	455'
½" swivel trigger snap	4	8	12
½" swivel snap hook	2	4	6
Base plate, ¾" steel plate or similar, 3"-6" (round or square)	1	2	3
Stakes, re-bar, ½" x 24"	4	6	8
Stakes, re-bar, ½" x 12"-18"	1	2	3
Wire lock pin, ¼" x 2¾"	2	4	6

## UNIVERSITY OF MINNESOTA

Twin Cities Campus

Student Information Office  
Department of Work, Community, and  
Family Education  
College of Education and Human Development

1954 Buford Avenue, Room R350  
St. Paul, MN 55108-6197  
612-624-1221  
Fax: 612-625-8140

## FAX COVER SHEET

DATE: 4/15/02

TIME: \_\_\_\_\_

## PLEASE DELIVER THE FOLLOWING TO:

Name:

Organization/Dept:

Address:

Bankim Desai

Telephone Number:

FAX Number:

612-331-4235

## THIS FAX TRANSMISSION IS FROM:

Name:

Organization/Dept:

Address:

Mary Gupta  
Student Information Office  
350 Vocational/Technical Educ. Bldg.  
1954 Buford Ave.  
St. Paul, MN 55108

Total Number of Pages 6 (Including Fax Cover Sheet)Remainder of the picnic information.

MESSAGE:

RESERVATION PERMIT ISSUED BY  
RAMSEY COUNTY PARKS & RECREATION  
— SCOTT MAPLEWOOD, MN 55109-3796

ISSUED 01/11/2001

Permit No.  
Description

10987  
GUPTA, MARY  
Begins: 08/19/2001 Expires: 10/01/2001

INDIA ASSOC OF MN, INC  
MARY GUPTA  
456 LAKE WABASSO CT  
SHOREVIEW, MN 55126

Daytime Phone (612)624-7485

Group Size 150

THIS PERMIT AUTHORIZES USE OF RAMSEY COUNTY PARK PROPERTY AS DESCRIBED AND FOR THE PERIOD OF TIME LISTED BELOW. CARRY THIS PERMIT WITH YOU AT ALL TIMES WHEN USING THE AREA OR FACILITY. PERMIT MUST BE SHOWN TO COUNTY AUTHORITIES AT THE SITE UPON REQUEST. AREAS AND FACILITIES CANNOT BE SUBLET IN WHOLE OR PART TO OTHER GROUPS OR INDIVIDUALS. PERMIT FEES ARE NON-REFUNDABLE AND THE PERMIT CANNOT BE TRANSFERRED TO ANOTHER DATE.

PURSUANT TO RAMSEY COUNTY ORDINANCE, IT IS UNLAWFUL TO DEPOSIT, DROP OR ABANDON IN ANY PARK, ANY PAPER, BOTTLES, CANS, WASTE OR OTHER DEBRIS EXCEPT IN RECEPTACLES PROVIDED BY THE PARKS & RECREATION DEPARTMENT. ANY INDIVIDUAL NOT IN COMPLIANCE WITH THIS ORDINANCE IS SUBJECT TO A \$700 FINE, 90 DAYS IN JAIL, OR BOTH. RAMSEY COUNTY MAY IMPOSE A CLEANUP FEE TO RECOVER THE COST OF EXCESSIVE LITTER LEFT BY A PERMIT HOLDER. THE MINIMUM CLEANUP FEE IS \$25. FOR ASSISTANCE IN ENFORCING PROVISIONS OF THIS PERMIT CALL THE RAMSEY COUNTY SHERIFF AT (651) 484-3366.

SNAIL LAKE REGIONAL PARK, SNAIL LAKE PAVILION PAVILION  
4191 SNAIL LAKE BLVD, SHOREVIEW, MN 55126 [Tax rate 6.50%]

08/19/2001 10:00am- 6:00pm  
INDIA ASSOC. INDEPENDANCE

\$150.00

Payment History					
01/11/2001	Payment	\$159.75		Sub Total	\$150.00
	Total	Balance	Paid/Due	Tax	\$9.75
Booking Fee	\$150.00	\$0.00		Permit Total	\$159.75
Damage Deposit	\$150.00	\$150.00		Amount Paid	\$159.75
				Balance Due	\$0.00

SSaBore

Payment Received by

January 11, 2001

\* (Special Event) @ (Modification to original contract)

Page: 1





## Parks and Recreation Department

Gregory A. Mack, Director

2015 N. Van Dyke Street  
Maplewood, MN 55109-3796


Tel: 651-748-2500  
Fax: 651-748-2508  
www.co.ramsey.mn.us

### SNAIL LAKE PAVILION POLICY

1. Snail Lake Pavilion is generally available May 15 through October 1. Requests for use at other times will be considered on a case-by-case basis.
2. The operating hours for Ramsey County picnic areas are ½ hour before sunrise to ½ hour after sunset. Pavilions are rented from 10:00 a.m. to ½ hour after sunset. All cleanup and clearing of the area must be completed by park closing time.
3. Permits will be issued for the ensuing year beginning the first business day in January.
4. Reservations for picnic pavilions can be made at Ramsey County Parks and Recreation Department headquarters, 2015 North Van Dyke Street, Maplewood, Minnesota, (651) 748-2500, Ext. 304, on weekdays from 8:00 a.m. to 4:00 p.m. Reservations will be accepted on a walk-in, first-come-first-served basis only for the first week in January. Mail-in reservations will be processed in the order in which they are received beginning the second week in January. (Please call reservationist at (651) 748-2500, Ext. 304, to obtain instructions on the necessary information to include in your request.) Telephone requests to hold the pavilion for five (5) business days will be accepted the second week in January. **WE NOW ACCEPT MASTERCARD AND VISA CREDIT CARDS.**
5. The Snail Lake Pavilion has 28 (6ft) rectangular tables plus 6 square tables which will accommodate approximately 200 people. The pavilion is equipped with kitchen facilities including a two-burner electric stove, a commercial grade refrigerator/freezer, sink and electrical outlets. Janitorial equipment is provided and stored in the janitor closet. Handicapped-accessible restrooms are also available. There are 2 - 36" x 36" grills at the pavilion.
6. A sand volleyball court and handicapped-accessible children's play area is located next to the pavilion. The swimming beach is located north of the pavilion.
7. Amplified music is not allowed. Music that is not amplified is permitted.
8. RENTAL FEES: \$150.00 + \$9.75 (state sales tax) AND \$150.00 refundable damage and cleanup deposit







The rental fee is payable in full at the time a permit is issued. The cleanup and damage deposit MUST be paid on or before the keys are picked up no more than three

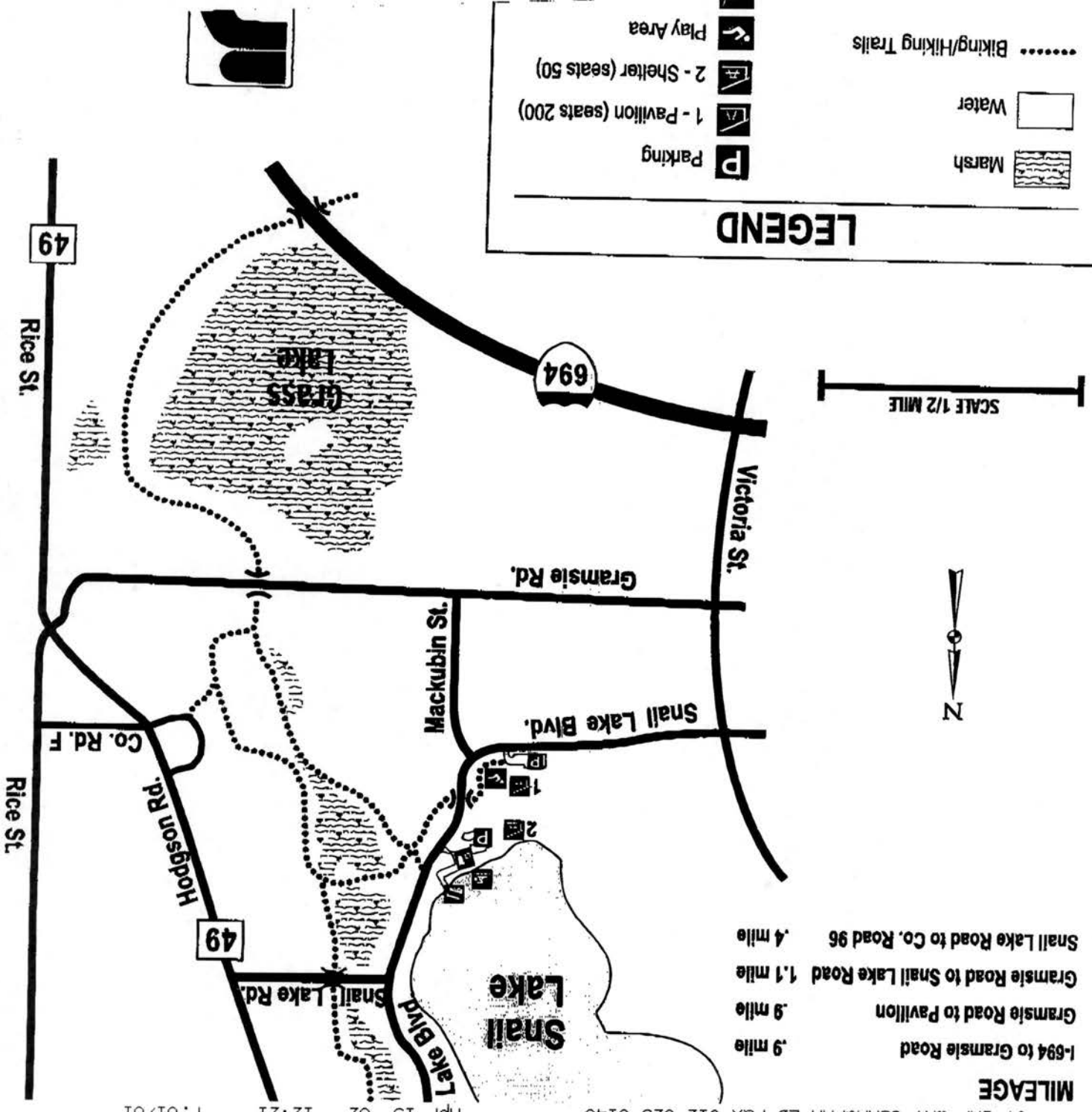
paid (cash or check only for damage deposit) on or before (3) business days prior to the event. You will be required to sign a form acknowledging permit responsibilities (cleanup work) that must be accomplished prior to return of your deposit. Keys should be returned the next business day following the event between 12:00 noon and 4:00 p.m. Overnight storage of food, equipment, etc. is prohibited. Ramsey County will not be responsible for items left overnight. It is your responsibility to make sure your contracted vendors pick up all equipment before you vacate the premises.

Over 

Minnesota's First Home Rule County  
 printed on recycled paper with a minimum of 10% post-consumer content

## LEGEND

	Marsh
	Water
.....	Biking/Hiking Trails
	1 - Pavilion (seats 200)
	2 - Shelter (seats 50)
	Play Area
	Parking



SCALE 1/2 MILE



**MILEAGE**

I-694 to Gramsie Road	.9 mile
Gramsie Road to Pavilion	.9 mile
Gramsie Road to Snail Lake Road	1.1 mile
Snail Lake Road to Co. Road 96	.4 mile

9. Special use permits for pig roasts, dunk tanks and carnival events are only granted when in conjunction with large pavilion rentals. Pony rides are not permitted. All special permit requests must be received in writing at least two weeks prior to event.
10. ALCOHOLIC BEVERAGES: A special permit (no additional charge) is required if your group will have wine or beer in kegs or more than one case. Keg beer and wine must be served in paper or plastic cups, and cases of beer must be in cans. NO GLASSWARE ALLOWED!
11. CANCELLATION POLICY: For cancellations made 60 or more days prior to the event date, the rental fee less a \$25.00 cancellation charge shall be refunded. For cancellations made 30-59 days prior to the event date, 50% of the permit fee shall be refunded. For cancellations made less than 30 days prior to the event date, the full fee shall be retained.

**No refunds are given due to weather conditions.**

If you wish to change your date, park location or shelter within a park, you must return your original permit before a new permit will be issued. If the transfer requested is for an available shelter with a higher fee, the reservation will be held for five (5) working days to allow you time to remit the additional fee and return the original permit. No refunds will be given if transfer is to a smaller shelter. Transfers must be made at least 30 days prior to reservation date. No transfers to subsequent years.

12. Do not dump charcoal on the ground; use the charcoal disposal receptacles provided. Trash must be disposed of in the proper receptacles.
13. Pets are not allowed in picnic areas, at beaches, nature interpretive areas, wildlife refuges, golf courses, park buildings or park pavilions/shelters. It is unlawful to tether any animal to a tree, plant, building or park equipment. Pet owners are responsible for cleanup & disposal of pet feces.

# It's IAM Picnic Time

**Come one, come all!**

The India Association of Minnesota (IAM) invites you to join in the annual Independence Day Picnic and summer fun.

**When: Sunday, August 19, 2001**  
**12 noon to 5 p.m.**

**Where: Snail Lake Park**  
**Shoreview** (see directions below)

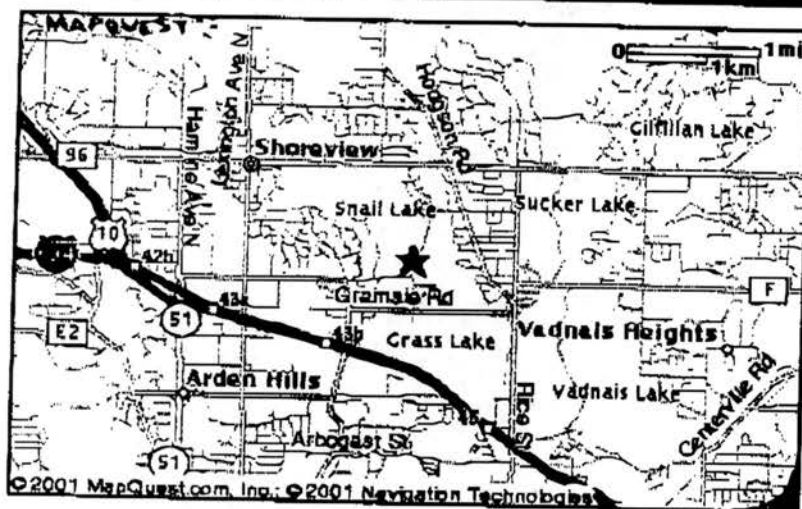
**What: Flag hoisting at 12:45 p.m.**  
**Picnic lunch and more:**

- ⊗ Door prizes ⊗ Soccer ⊗ Volleyball
- ⊗ Swimming ⊗ Games for kids

**Lunch cost: \$5 per adult. Free for children below age 5**

For more information, call Mary at (651) 483-4904 or Vipin at (651) 604-0476.

Visit the IAM Web site: [www.iamn.org](http://www.iamn.org)



**Snail Lake Park**  
4191 Snail Lake Blvd.  
Shoreview, MN 55126  
Phone: (612) 748-2500

**Directions from Rice Street:** From I-694, exit at Rice Street and go north. When the road forks (straight to Hodgson Road, right to Rice Street), stay on Hodgson Road. Within two or three blocks, turn left on Snail Lake Blvd. and go about 1 mile. The park is on the right.

**Directions from Victoria Street:** From I-694, exit at Victoria Street; go north for about 1.5 miles, turn right on Snail Lake Blvd. and follow for a few blocks. The park is on the left.

**Directions from 35W:** Exit at Hwy. 96 and go east to Snail Lake Blvd. (2nd traffic light after Lexington Avenue). Turn right and continue on Snail Lake Blvd. until you see the park on the right side.

**Free entrance to the park.** IAM picnic shelter is the largest one on top of the hill.

Snail Lake Regional Park, consisting of 450 acres, is located in the City of Shoreview in the north-central part of Ramsey County. At the center of Snail Lake Regional Park are the swimming beach and picnic area on Snail Lake. This area includes parking lots, boat launch and hike/bike trails.

The park's extensive areas of oak woods, wetlands and grasslands provide habitat for many species of wildlife, including deer, fox, heron, egrets and waterfowl.



SITE	LOCATION	PERSON RESPONSIBLE
Asia Imports	Minneapolis	
Bollywood Imports	Minneapolis	
Patel Brothers	Minneapolis	
Sahibs	Columbia Heights	
India Express	Eden Prairie	
Madras Café	Eagan	
Cancun		
Flavors of India	Richfield	
Kauveny		
Nat Raj Kitchen	Minneapolis	
East Indian Spice Co.	Shoreview	
India Palace	Roseville	
Student Housing St. Paul Campus	St. Paul	
Taj Mahal	Shoreview	
Jewel of India	Minneapolis	
SILC	St. Paul	
Taste of India	Maplewood	
Gurdwara		
India Palace	Woodbury	
Devon Groceries		
Ruchis Kitchen		
Taste of India	St. Louis Park	
Geeta Ashram	Brooklyn Park	
U of Minnesota Campus	Minneapolis	
Chappathis		
Hindu Mandir	Minneapolis	
India Imports	Minneapolis	
Islamic Center		
Passage to India	Minneapolis	



IAM PICNIC AUGUST 19TH  
TO DO LIST

BOOMBOX
SPONGES/SOAP FOR CLEAN UP
COLLECT SILC CHILDREN FOR SINGING NATIONAL ANTHEM
MICROPHONE
WILL CHECK OUT PAPER PRODUCTS (PLATES, FLATWARE, PAPER CUPS, TICKETS, GARBAGE BAGS, TAPE,SCISSORS)
ORGANIZE CHILDREN'S GAMES
ROPE, SACKS
SOCCER AND VOLLEY BALLS

IAM PICNIC AUGUST 19TH  
TO DO LIST

<b>RESPONSIBILITIES</b>
SERVING SPOONS, LARGE KNIFE
LARGE BAG CHARCOAL [2 LARGE BAGS]
SERVING SPOONS, LARGE KNIFE
LARGE BAG CHARCOAL, LIGHTER FLUID, MATCHES, LARGE KNIFE
POST SIGNS FROM SNAIL LAKE BLVD & ROAD
PURCHASE BALLOONS & TAPES
COPIES OF NATIONAL ANTHEMS
PUT SIGNS & DECORATOR SHELTER
SET UP FLAGS FOR HOISTING
CHOLLAS [2 LARGE TRAYS]
RICE [6 QUARTS]
RICE [6 QUARTS]
WATERMELONS [5 LARGE]
CHIPS [6 LARGE PACKAGES]
CONDIMENTS [PICKELS, KETCHUP, MUSTARD, ONIONS, TOMATOES]
COOKES
CORN [250 PIECES]
RICE [6 QUARTS]
VEGIE BURGERS [125]
HOT DOGS [50]
BBQ TOOLS
BUNS [50 HD] HAMBURGER [300]
HAMBURGERS [125]
MCDONALDS ORANGE DRINK
RICE [6 QUARTS]
SALT, RED PEPPER, LEMONS
RICE [6 QUARTS]
SOFT DRINKS [25 LITERS]
RICE [6 QUARTS]
LARGE BUCKET AND ICE
WORK AT MEMBERSHIP TABLE
WORK AT MEMBERSHIP TABLE
BRING MEMBERSHIP PRINTOUT
WORK AT MEMBERSHIP TABLE

IAM PICNIC AUGUST 19TH  
TO DO LIST

OTHER		
OTHER		
OTHER		
OTHER		
PAPER RRODUCT		
PRIZES		
SPORTS/GAMES		
SPORTS/GAMES		
SPORTS/GAMES		
START COALS -- 11 AM		

## 3

PICNIC CHECKLIST	PERSON RESPONSIBLE	PHONE NO.
COALS AND UTENSILS		
COALS AND UTENSILS		
COALS AND UTENSILS		
COALS AND UTENSILS		
DECORATIONS AND SET UP		
DECORATIONS AND SET UP		
DECORATIONS AND SET UP		
DECORATIONS AND SET UP		
FLAGS		
FOOD		
FOOD		
FOOD		
FOOD		
FOOD		
FOOD		
FOOD		
FOOD		
FOOD		
FOOD		
FOOD		
FOOD		
FOOD		
FOOD		
FOOD		
FOOD		
FOOD		
FOOD		
FOOD		
FOOD		
LARGE BUCKETS		
MEMBERSHIP DUTIES		
MEMBERSHIP DUTIES		
MEMBERSHIP DUTIES		
MEMBERSHIP DUTIES		

FROM : FUN SERVICES

FAX NO. : 7635351578

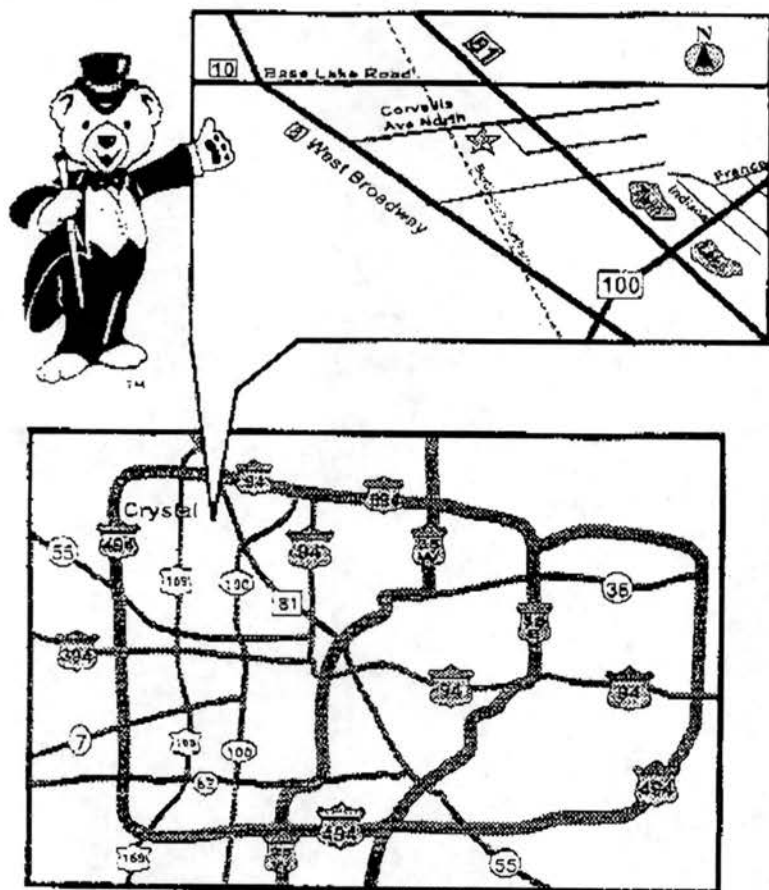
Aug. 22 2002 05:34PM P2

- A. Responsibility for equipment and safe operation remain with the customer from the time the equipment leaves our store until it is returned.
- B. All charges are for time out of store whether used or not. Any Equipment not returned by the stated return time, will be billed to the customer at the full daily rate.
- C. The customer is responsible for current full replacement cost of all lost, stolen or damaged goods.
- D. The undersigned hereby agrees to indemnify and hold Supplier harmless for any and all claims, actions, and damages (including attorney's fees).
- E. All safety instructions must be followed. Please read them carefully. The supplier's Technician may shut down any unit not being safely operated.
- F. Late payments are subject 1.5% finance charge per month. Returned check fee is \$20.00 per item.
- G. Any account requiring collection procedures is liable for any and all expenses incurred therein.
- H. Any prizes picked up or delivered are listed on the attached pages.
- I. Remember to take down equipment in severe weather conditions.
- J. Notify Supplier immediately of any problems with equipment or no adjustments will be made.

It is our goal never to see a child hurt! If you follow the simple safety reminders, you will be helping your children enjoy a really FUN ride safely.

Call if you have questions or problems: **763-535-9003**

Customer hours are: 9:00 am to 5:00 pm, Monday - Friday



5617 CORVALLIS AVE. N. • Minneapolis, MN 55429

1-763-535-9003 • 1-800-929-4664

FAX: 1-763-535-1578

[www.Funrental.Com](http://www.Funrental.Com)



FROM : FUN SERVICES

FAX NO. : 7635351578

Aug. 22 2002 05:34PM P3



## Moonwalk Instructions

### WE ARE SERIOUS ABOUT SAFETY

## FUN SERVICES

### FUN RENTAL

3617 Cornelia Avenue North  
Minneapolis, Minnesota 55428  
(763) 535-9003 or (800) 929-4664  
FAX: (763) 535-1578

- Must have (1) adult attendant.
- Must remove glasses, shoes & all sharp objects.
- Must have a flat 20 x 20 foot area clear of all objects. Including overhead obstructions and wires.
- Maximum Weight: 200lbs per person.
- Requires a 20 amp 120 volt circuit.

**This unit must be attended by an adult at all times when in use.**

We want more than just a casual attention given to safety. Please read the instructions below carefully.  
Make it your goal also to never see anyone hurt on this equipment.

1. Participants must remove shoes, eyeglasses, jewelry and anything in their mouth before entering the Moonwalk. These guidelines must be followed.
2. Form (2) lines of participants. One for smaller and one for larger, you decide which is which. Maintain these lines in a fair and equitable manner.
3. **DO NOT ALLOW SMALL CHILDREN IN THE MOONWALK WITH TEENAGERS! ALWAYS SEPARATE CHILDREN BY SIZE!**
4. Stand in front of door facing inside the Moonwalk, hold door shut with your hands in case they get close to the door.
5. Pay attention to what is happening inside the Moonwalk. There are limits to the number of children that can safely be inside at one time. The following is a guideline to these capacities. Be sure you know how large your Moonwalk is.
6. Give each group about (3) minutes of bouncing time.
7. Participants must sit down on inflatable and slide out feet first.
8. If the Moonwalk begins to lose air, unload immediately, check to make sure the chute(s) are straight.
9. Check to see if the electrical cord came unplugged or if there is an obstruction blocking the blower.
10. The blower must run continuously while the unit is in use. All air chutes, zippers, and flaps must be kept closed during operation.

### WARNING TO OPERATORS:

Do not operate in winds exceeding 25 mph. Pillow can turnover in high winds.

Check all attachments to fans and tie-downs.

Make sure all tie-downs are secure to metal ground anchors (or 75 lb. bags).

Strictly enforce warnings on front on unit.

Unload unit immediately if it begins to deflate.

Keep spectators off and away from Moonwalk at all times.

**FLIPS ARE NOT ALLOWED! NO WRESTLING, PILING OR PUSHING, OR ROUGH BEHAVIOR.**  
**DO NOT HANG ON NETTED WINDOWS. DO NOT BOUNCE OR CLIMB AGAINST SIDES, INSIDE OR OUTSIDE.**

STYLE	SIZE	AGES 1 - 6	AGES 7 - 11	AGES 12 - OVER	# of BLOWERS
Blue Net	15 x 15	8 to 10	6 to 8	4 to 5	1-2
MN Vikings	15 x 20	8 to 10	6 to 8	4 to 5	1
Spr. Moonwalk	10 X 10	5 to 6	For ages 7 and under only.		1
Wizard & Dolphin	13 X 15	5 to 7	4 to 5	For ages 12 and under only.	1
Monster Truck	13 X 13	5 to 7	4 to 5		
Tiger	13 x 13	5 to 7	4 to 5		
Happy Birthday	13 Diam.	5 to 7	4 to 5		
Module includes: Pooh and Friends, Toy Story, Spiderman, Scooby Doo, US Flag		5 to 7	4 to 5		

### WARNING

You should not participate in this game if you have any of the following conditions.

- ◆ Current or previous back, neck, or other bone or joint problems.
- ◆ Any respiratory conditions, including, but not limited to asthma or bronchitis.
- ◆ Pregnancy
- ◆ Chronic knee or other joint conditions.
- ◆ Any heart circulatory, or high blood pressure problems.
- ◆ Any conditions that might cause problems when physically challenged.

FROM : FUN SERVICES

FAX NO. : 7635351578

Aug. 22 2002 05:35PM P4

## Set - up and take down instructions.

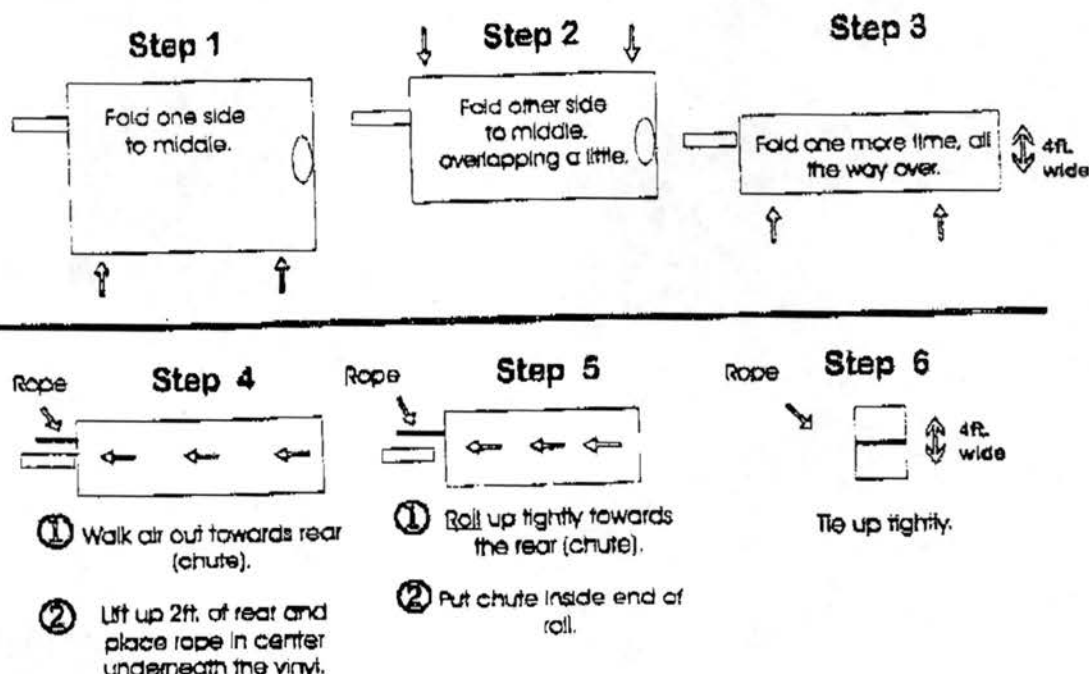
### SET - UP

- 1) Place the Moonwalk in the center rear of where you are setting up the Moonwalk.
- 2) Unroll the Moonwalk, the entrance is at the end of the roll.
- 3) Unfold Moonwalk.
- 4) Attach blower(s) to the chute(s) at the back of unit. Secure tightly.
- 5) Close zippers, these are located on the back side under flaps. OR
- 6) Tie second chute up securely.
- 7) Plug in to a 120 volt 20 amp circuit with a 12 gauge extension cord, not more than 75 ft. long.
  - If you are using a generator, it must be at least rated for 5000 watts. Nothing else should be running on this same generator.
  - The Moonwalk takes approximately 2 minutes to inflate, the blower(s) runs continuously.
  - After the Moonwalk is inflated, the corners must be anchored straight down (stakes provided).
  - Do not attach the moonwalk to any vehicle or trailers.
  - The unit should be checked before event, and daily for wear and tear.

### TAKE - DOWN

- 1) First, make sure that no one is in the Moonwalk.
- 2) Unplug the blowers and unzip the zippers, or untie the chutes
- 3) Do not allow children to jump on deflating Moonwalk, children can get hurt during this time.
- 4) Take the stakes out.
- 5) Roll up Moonwalk - see illustrations below

- Step 1 --- Fold side of Moonwalk to center ( the entrance is the center ).
- Step 2 --- Fold other half to the center meeting the other edge.
- Step 3 --- Fold 1/2 of Moonwalk all the way over, this unit should be 3' to 4' wide at this point.
- Step 4 --- Walk air out towards chutes or zippers (rear).  
Lift up 2ft. of rear and place rope underneath the vinyl.
- Step 5 --- Start rolling at the front (door) and roll towards rear (blower end). Put chute inside end of roll.
- Step 6 --- Roll up tightly, it will be easier to handle this way. Tie up.





# It's IAM Picnic Time



**Come one, come all!**

The India Association of Minnesota (IAM) invites you to join in the annual Independence Day Picnic and summer fun.

**When: Sunday, August 25, 2002**  
**12 noon to 5 p.m.**

**Where: Snail Lake Park**  
**Shoreview** (see directions below)

**What: Flag hoisting by**  
**Chief Guest, Attorney General**  
**Mike Hatch**  
**at 12:45 p.m.**



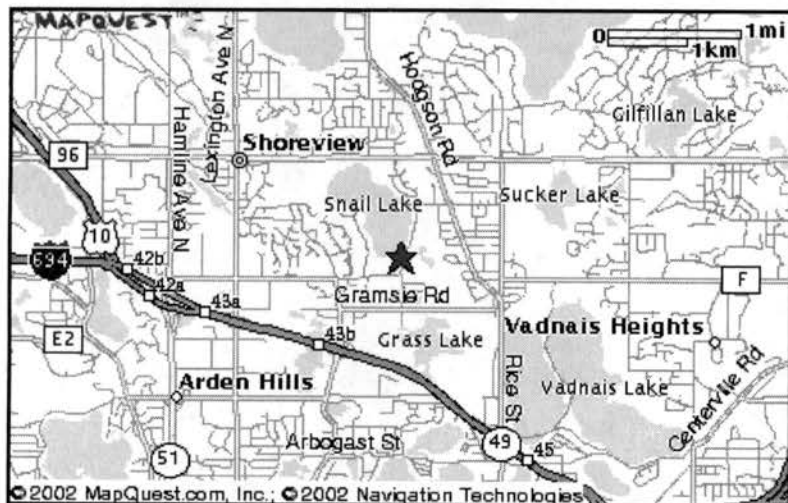
- ☼ Door prizes ☼ Soccer ☼ Volleyball
- ☼ Swimming ☼ Games for kids



**Lunch cost: \$5 per adult. Free for children below age 5**

For more information, call Preeti at (651) 483-0793 or Shibani at (651) 483-2272.

Visit the IAM Web site: [www.iamn.org](http://www.iamn.org)



Snail Lake Park  
4191 Snail Lake Blvd.  
Shoreview, MN 55126  
Phone: (612) 748-2500

**Directions from Rice Street:** From I-694, exit at Rice Street and go north. When the road forks (straight to Hodgson Road, right to Rice Street), stay on Hodgson Road. Within two or three blocks, turn left on Snail Lake Blvd. and go about 1 mile. The park is on the right.

**Directions from Victoria Street:** From I-694, exit at Victoria Street; go north for about 1.5 miles, turn right on Snail Lake Blvd. and follow for a few blocks. The park is on the left.

**Directions from 35W:** Exit at Hwy. 96 and go east to Snail Lake Blvd. (2nd traffic light after Lexington Avenue). Turn right and continue on Snail Lake Blvd. until you see the park on the right side.

**Free entrance to the park.** IAM picnic shelter is the largest one on top of the hill.

Snail Lake Regional Park, consisting of 450 acres, is located in the City of Shoreview in the north-central part of Ramsey County. At the center of Snail Lake Regional Park are the swimming beach and picnic area on Snail Lake. This area includes parking lots, boat launch and hike/bike trails.

The park's extensive areas of oak woods, wetlands and grasslands provide habitat for many species of wildlife, including deer, fox, heron, egrets and waterfowl.

