



Ruth Tanbara Papers

Copyright Notice:

This material may be protected by copyright law (U.S. Code, Title 17). Researchers are liable for any infringement. For more information, visit www.mnhs.org/copyright.

Your Itinerary

Sunrise Holiday 5

1 pm - 7 pm

Name:

Ruth

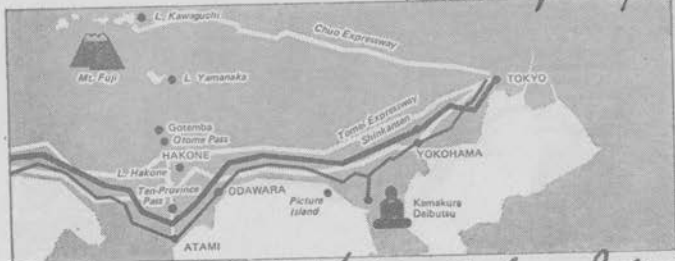
MRS TANBARA



Japan Travel Bureau

LICENSED TRAVEL AGENT No. 64

Mon Apr 16/73



New Otani Hotel Tokyo, Japan

**TOKYO-KAMAKURA-HAKONE
or TOKYO-KAMAKURA-HAKONE-ATAMI**

- 8:30 a.m. You are picked up at IMPERIAL HOTEL (banquet lobby).
- 8:45 a.m. You check in at the TOKYO PRINCE HOTEL tour desk.
- 9:00 a.m. You board your luxurious motorcoach at the entrance of TOKYO PRINCE HOTEL. The motorcoach will take you via Yokohama and partly along a toll road to your first tour highlight, the "**Daibutsu**" (Great Image of Buddha) in Kamakura, which is said to have been cast in 1252.

You continue your drive along a pine-fringed coastline highway as far as Odawara. En route, you pass the "**Picture Island**," a stone's-throw off the beach. From Odawara, an old castle town, you swing inland to the Hakone Mountains. Following the river, you soon reach calm, placid **Lake Hakone**, almost atop the mountains, around noon.

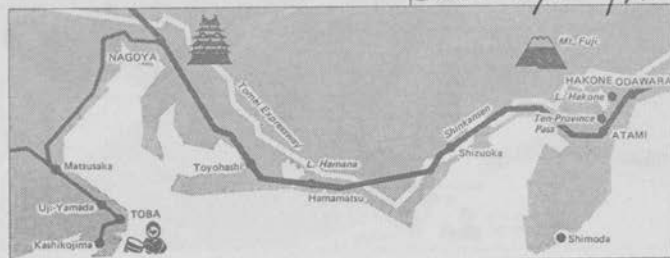
Lunch is served at Hakone Hotel.

Afternoon: You enjoy a delightful cruise across mirror-like Lake Hakone and a thrilling round-trip ride on an aerial cableway up to **Mt. Komagatake**. Then the tour resumes by bus to visit the **Hakone Open-Air Museum** where you'll relax among a beautiful outdoor display of outstanding modern sculptures from all over the world. Tour (A) ends at the Fujiya Hotel. Tonight you can relax in a new way, in the hotel's typically Japanese hot-spring bath.

Those who join Tour (B) take another one-hour drive down to Atami via scenic coastline. Tonight you can relax at the hotel in a dazzling hot-spring resort facing the Pacific Ocean.

- ✕ Tour (A): Accommodations at FUJIYA HOTEL in Hakone.
Tour (B): Accommodations at NEW FUJIYA HOTEL in Atami.

Tues Apr 17/73



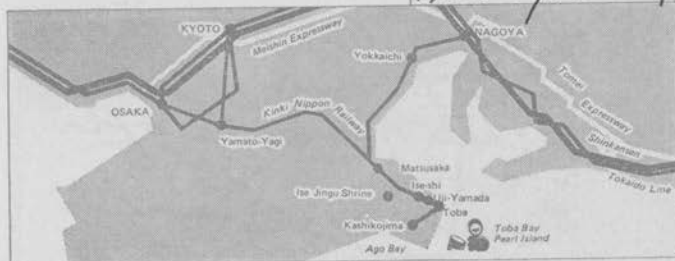
HAKONE-ATAMI-NAGOYA-TOBA or ATAMI-NAGOYA-TOBA

Your luggage will be sent directly to Kyoto by separate baggage truck. We recommend that you carry a light overnight bag with you for the one-night stay in Toba.

- ✕ 8:00 a.m. Those who are on Tour (A) leave the hotel for Atami Station. The drive down the Hakone Mountains via the **Ten-Province Pass** will last about an hour.
- 9:15 a.m. Those who are on Tour (B) leave the hotel for Atami Station.
- 9:45 a.m. You board the 130-m.p.h. super-express, which is internationally famed as the world's fastest train. Weather permitting, you will enjoy a splendid view of **Mt. Fuji** (on the right hand side) between Mishima and Shizuoka Stations.
- 11:35 a.m. The train arrives at Nagoya Station, then you go on to Hotel Nagoya Castle.
- Noon: Lunch is served at Hotel Nagoya Castle, while you'll enjoy a superb view of Nagoya Castle.
- 1:30 p.m. You visit one of **Japan's leading chinaware factories** and study the various stages of chinaware manufacturing. (In case the factory is closed, visit Nagoya Castle.)
- 3:20 p.m. You board another limited-express train, on a privately-owned rail line, for Toba which is reputed tourist resort in the Ise-Shima National Park.
- 5:04 p.m. The train arrives at Toba Station, from where you are taken to Toba Hotel International.

Accommodations at TOBA HOTEL INTERNATIONAL.

1st April 18/73



TOBA-PEARL ISLAND-KYOTO

Today is devoted entirely to a tour of "the Home of Pearls" and the cradle of the Shinto religion.

10:30 a.m. A visit is to be made to **Mikimoto Pearl Island**, just off the shore. On the island, you can see how pearls are cultivated as well as a demonstration of girls diving for pearl oysters.

Lunch is served at Toba Hotel International.

1:45 p.m. You are taken by motorcoach to the **Ise Jingu Shrine** via the panoramic **Ise-Shima Skyline Driveway**. The Ise Jingu Shrine, the most sacred group of Shinto structures in Japan, features the architecture of which is pure archaic Japanese, showing no trace of Chinese influence.

4:02 p.m. At Ujiyamada, you board the limited-express train for Kyoto through a typical Japanese farming area.

6:23 p.m. The train arrives at Kyoto Station from where you are taken by motorcoach to your hotel.

Accommodations at **KYOTO HOTEL** (for standard tour) or **MIYAKO HOTEL** (for deluxe tour).

18 to 3590
 Kyoto former Capital
 famous for Beers & Sake
 because of water so soft
 sick made here.

Kamo River - former
 used for dyeing

Pickled veg here for sell round
 Food taste are. you like fresh vegetables
 Taste different, like natural flavor
 not salty

Yodo River - formerly was
 - Cormorant fishing

Yodo Green Tea
 (River) plantation formerly
 used for medicine
 good for indigestion
 fermented green tea is
 black tea.

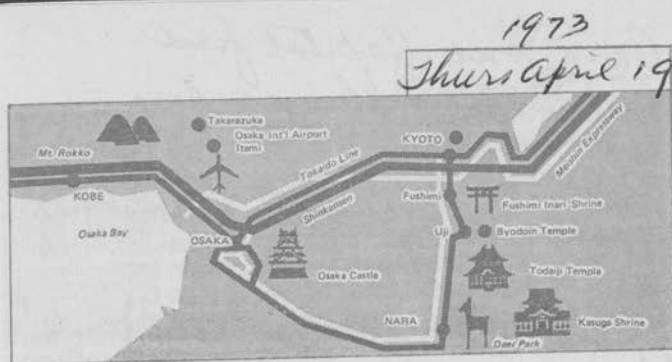
Shinto - can be both way of life
 at one time here & now
 Buddhism - life hereafter

Shinto is not a religion but
 follow ancestors & follow
 lessons of nature no
 saint, no Bible

Buddhism - had made
 restriction but Japanese interpret
 Nirvana free from
 fear, anxiety, war
 Paradise after death

Byodoin Temple built 1053

Useful temple built by Courtiers



KYOTO-NARA-KYOTO

Today you will have a full day's motorcoach excursion to Nara, an even older city than Kyoto.

Pick-up Time for Nara Full-Day Tour

8:50 a.m. at MIYAKO HOTEL

9:00 a.m. at KYOTO HOTEL

You board a sightseeing bus to Byodoin Temple at Uji in the suburbs of Kyoto: the temple especially noted for its main hall which is called Phoenix Hall. Then you proceed on to Nara along the old highway. Nara was Japan's first permanent capital (from 710 to 784), but it is now a quiet, provincial town with many temples, most of which are located around the famous Deer Park.

Here you will visit the Todaiji Temple, the largest wooden building in the world, with its awesome bronze image of Buddha, and Kasuga Shrine, with its thousands of lanterns. You will see wild deer by the hundred in the compounds of the temple and shrine.

1:00 p.m. Lunch is served at Hotel Nara Park.

2:00 p.m. The return journey traces almost the same route as in the morning. On the way, the tour stops at Fushimi Inari Shrine with thousands of red torii gates attracting your eyes. You will enjoy a sacred dance performed by young girls in noble Shinto costume.

Join Our Optional Tour!

Kyoto Golden Night

¥6,600

Sukiyaki dinner, Geisha party,

(Operated daily from Apr. through Oct.)

Gion Corner

Accommodations are at the hotel used in Kyoto on the previous night.

Nara was Capital first
but Emperor thought Nara
was too small so built new
Capital in Kyoto. Buddhist
Temples were centers of cultural & educational

785 - 795 yr.

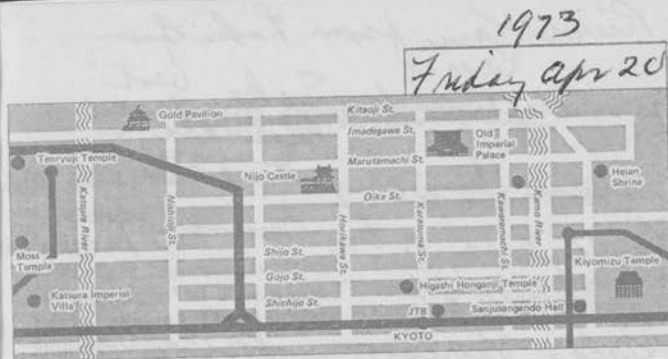
Kyoto was planned City of
Chouan - of China laid out
streets #

Rasho - mon main South
gate of City
East - West Temple
Civil war destroyed Kyoto
in 15th Century by feudal lords

Japanese characters employed
Chinese characters for the Japanese
language - Two simple
character 1) 11th Century
use of 2 simple characters

Japanese style Culture
Tea ceremony - try to draw with
Flower arrangement - what you see
Seasonal flowers - yam.
sold by Ohara
women (from out of city)

so many schools established in
flower arrangement in Kyoto
Liquor ware - 12 times painted
moisture for on Cypress wood
if pushed dry
it will come off



KYOTO

Now let's go on a morning tour of Japan's ancient capital. Kyoto's great glory lies in its many Buddhist temples and Shinto shrines, palaces and castles, several of the most noted of which you will see today.

Pick-up Time for Kyoto Palace (Morning) Tour

8:50 a.m. at MIYAKO HOTEL

X 9:00 a.m. at KYOTO HOTEL

The glittering **Gold Pavilion** affording you a visual refreshment; the **Old Imperial Palace** representing the unique style of Japanese architecture (on Sundays and national holidays, Higashi-Honganji Temple instead: the temple is famous for its grand Buddhist architecture.); and **Nijo Castle** built in the 16th century as the residence of Tokugawa Shoguns.

While driving through the city, be sure to look down the side streets which are the same today as decades ago.

12:30 p.m. You return to your hotel and the tour disbands.

1 - 1 hour

Join Our Optional Tour!

Kyoto Garden Tour ¥2,100

(Operated on Tue., Thur. & Sat. from Apr. through Oct.)

after 4:00 p.m.
hair cuts & n
app

Visit to outstanding Japanese gardens—Rock Garden, Moss Garden, Landscape Garden

Accommodations at Kyoto Hotel

River Kame from Lake Biwa
Kamo
many unfurnished Sake best
Bread ^{very expensive}

Cultural things originate here

Kyoto has a big museum of

Things Japanese

Golden Pavilion = Marco Polo

named Japan

Ruler built Pavilion

origin of name not known.

yet - Toppo - Ymato

Kamakura was first military

fort established in Japan, superior

had no power, Lord held

social life = Pavilion like a summer

Palace - home = entertainment

live - top - house for Bushido.

military

middle - Middle Ages

Bottom Imperial

Emperor who was in exile

1955 rebuilt

3rd generation of

monomachar Gosh

Silver Pavilion in Eastern

part of Kyoto

not finished



TOUR CONDITIONS

FARE INCLUDES.....

Deluxe Tours

Standard Tours

RAILWAYS:—

First-class reserved seats on
"Green Cars" of JNR trains;
best available seats on private
railways.

Tourist-class reserved seats
on JNR trains; best available
seats on private railways.

LOCAL STEAMERS:—

Special-class cabin (two-in-a-
room basis) on Inland Sea
steamer and Green Cabin
(former first-class saloon) on
JNR ferry.

First-class cabin (four-in-a-
room basis) on Inland Sea
steamer and Green Cabin
(former first-class saloon) on
JNR ferry.

HOTEL ROOMS:—

De Luxe-grade rooms with
bath on a two-in-a-room basis
at the hotels specified in each
itinerary.

Standard-grade rooms with
bath on a two-in-a-room basis
at the hotels specified in each
itinerary.

SIGHTSEEING & EXCURSIONS:—

Motorcoaches are used on a group tour basis.

GUIDE SERVICES:—

Services of an English-speaking guide are provided.

MEALS:—

Only meals specified in the itinerary.

GRATUITIES:—

To hotel servants, porters, drivers, local steamer stewards,
etc.

BAGGAGE TRANSFERS:—

Baggage not exceeding two pieces for each person, including
portage.

ADMISSION FEES:—

To temples, museums etc. as designated in the itinerary.

FARE DOES NOT INCLUDE.....

1. Transportation of heavy baggage and/or baggage in excess of the above limit.
2. Conveyances used for individual purposes.
3. Room service charges.
4. Any meals not specified in the itinerary.
5. Wines, liquors, mineral waters, tea and coffee outside table d'hôte menu.
6. Laundry and any other expenses of a purely personal nature.

SAY IT IN JAPANESE

In the following list, the Japanese words and phrases transliterated into Roman letters on the Hepburn system, according to which the consonants are pronounced nearly like those in English and each vowel has only one sound; a...as in China; i...as in pin; u...as in bull; e...as in met; o...as in obey; gi is pronounced as ghi.

Greeting :

Good morning	Ohayo gozai masu
Good Afternoon	Konnichiwa
Good Evening	Kombanwa
Good-bye	Sayonara
How are you?	Gokigen ikaga desuka?

Useful Phrases :

Thank you	Arigato gozai masu
I am sorry	Sumi masen
Do you speak English?	Eigo-o hanashimasuka?
Do you understand?	Wakari masuka?
Yes, I understand	Hai, Wakarimasu
I don't understand	Wakari masen
A moment, please	Chotto matte kudasai
It is enough	Mo-o takusan desu
Good	Yoroshii
Bad	Warui
Please write	Kaite kudasai

Information Please :

Please call somebody who can speak English	Eigo no hanaseru hito o yonde kudasai
Show me the way to the station	Eki e yuku michi o oshiete kudasai
Is there a Japan Travel Bureau office near here?	Kono chikaku ni Kotsu Kosha wa arimasenka?

At shop :

Please show me	Misete kudasai
Please show me a cheaper one	Motto yasui no o misete kudasai
Please show me a better one	Motto ii no o misete kudasai
It is too dear	Takai
How much?	Ikura desuka?

At Hotel and Restaurant :

This is my baggage	Kore wa watakushi no nimo-tsu desu
Where is the toilet?	Otearai (benjo) wa doko desuka?
Waiter or Room Boy	Bo-oi-san
Waitress or Room Girl	Ojo-san
Meal	Shokuji

SAY IT IN JAPANESE

The following list of Japanese words and phrases translated into Roman letters on the Japanese system, according to the Japanese pronunciation, is given in English. Each word has only one sound, as in Chinese; as in English, it is pronounced as it is written.

Good morning	Ohayo gozai masu
Good afternoon	Konbanwa
Good evening	Konjawa
Good night	Yoru ni owai
How are you?	Donna yori desu ka?
I am sorry	Sumimasen
Do you speak English?	Eigo o hanjimasu ka?
Do you understand?	Wakarimasu ka?
Yes, I understand	Iie, Wakarimasu
I don't understand	Wakaranai
A moment, please	Chotto matte kudasai
It is enough	Doko made mo
Good	Ii desu
Bad	Warui
Please write	Kakite kudasai
Information, please	Jisho o kudasai
Please call somebody who can speak English	Eigo o hanjiru hito o yonde kudasai
Show me the way to the station	Ekki e yuku michi o shikete kudasai
Is there a Japan Travel Bureau office near here?	Nihon Ryokaku no kaimaisha wa doko ni arimasu ka?
At shop:	
Please show me	Yoku shite kudasai
Please show me a cheaper one	Matsukarui mono o shikete kudasai
Please show me a better one	Matsukarui mono o shikete kudasai
It is too dear	Ikaru desu
How much?	Ikura desu ka?
At Hotel and Restaurant:	
This is my baggage	Kore wa watashi no bagguji
Where is the toilet?	Washiro wa doko desu ka?
Water or beer, say	Sui no yori oishii mono o kudasai
Waitress or Room Girl	Shiyoujo
Meal	Meshi

Foreign food Japanese food

Yo-o shoku
Wa shoku
Cho-o shoku
Yu-u shoku
Sakana
Tamago
Mizu
Ranchi
Niku
Yasai
Shio

hoteru made
okode matte ite kudasai
matte kudasai
igi
idari
lassugu

yo
tomban
tsu (Ashita)
on-ya
ino-o
sakuban
asu no ban
itsu?
doko?
koko
asoko
nanji desuka?

Numbers:

shi	White	Shiro
	One	Ichi (Hitotsu)
	Two	Ni (Futatsu)
	Three	San (Mittsu)
	Four	Shi (Yottsu)
	Five	Go (Itsutsu)
tai	Six	Roku (Muttsu)
	Seven	Nana (Nanatsu)
	Eight	Hachi (Yattsu)
	Nine	Ku (Kokonotsu)
	Ten	Ju-u (To-o)
	Hundred	Hyaku
	Thousand	Sen
	Ten thousand	Ichiman

Numbers have words in bracket: These are for when you want to point out number of thing(s).

長崎
吉宗

To Taxi Drivers:

To the...Hotel
Wait for me here
Stop
Right
Left
Straight ahead

...hoteru made
Kokode matte ite kudasai
Tomatte kudasai
Migi
Hidari
Massugu

Date and Time:

Today
This evening
Tomorrow
Tonight
Yesterday
Last night
Tomorrow evening
When ?
Where ?
Here
There
What time ?

Kyo
Komban
Asu (Ashita)
Kon-ya
Kino-o
Sakuban
Asu no ban
Itsu?
Doko?
Koko
Asoko
Nanji desuka?

Simple Words and Numbers:

I	<i>Watakushi</i>
You	<i>Anata</i>
He (She)	<i>Anohito</i>
Yes	<i>Hai</i>
No	<i>ie</i>
Hot	<i>Atsui</i>
Cold	<i>Tsumetai</i>
Heavy	<i>Omoi</i>
Light	<i>Karui</i>
Long	<i>Nagai</i>
Short	<i>Mijikai</i>
Red	<i>Aka</i>
Blue	<i>Ao</i>
Yellow	<i>Kiiri</i>
Black	<i>Kuro</i>

White	Shiro
One	Ichi (Hit)
Two	Ni (Futa)
Tree	San (Mit)
Four	Shi (Yott)
Five	Go (Itsu)
Six	Roku (Mu)
Seven	Nana (N)
Eight	Hachi (Y)
Nine	Ku (Kok)
Ten	Ju-u (To)
Hundred	Hyaku
Thousand	Sen
Ten thousand	Ichiman

Shiro
Ichi (Hitotsu)
Ni (Futatsu)
San (Mittsu)
Shi (Yottsu)
Go (Itsutsu)
Roku (Muttsu)
Nana (Nanatsu)
Hachi (Yattsu)
Ku (Kokonotsu)
Ju-u (To-o)
Hyaku
Sen
Ichiman

Numbers have words in bracket: These are for when you want to point out number of thing(s).

IMPORTANT NOTICE

Departure Flight Reconfirmation

We suggest that you reconfirm your departure flight at least 72 hours before. You can do this by calling any office or the airline on which you hold the reservation. Regarding airline phone numbers, please refer to the AIRLINES list in the "Useful Information on Your Japan Tour" booklet inserted in this tour kit. Failure to reconfirm may result in cancellation of your reservation(s).

Exit Regulations on Currencies

On leaving Japan, yen remaining in your possession may be reconverted into the original currency up to US\$1,000 or its equivalent without any formalities. If you have more than this, you can convert up to the total amount recorded in the "RECORD OF PURCHASE OF FOREIGN MEANS OF PAYMENT" issued by Japanese foreign exchange banks and/or authorized money exchangers at the time of conversion. In addition, you may take out Japanese currency up to ¥100,000 on your departure.

How to Handle Tax-Exempt Commodities

When buying tax-free items in so-advertised stores, be sure to have the sales persons register the item and price in "THE RECORD OF PURCHASE OF TAX-EXEMPT COMMODITIES FOR EXPORT" placed in your passport. You must show this to the customs officer, and also show that you are actually taking the items out of the country. So, do not pack those particular items in your baggage for check-in. If you have already sent these things abroad by air or ship, be sure to put the receipt for shipping together with the above mentioned Government form in your passport.

Duty-Free Shopping in the Airport

For those who wish to buy duty-free liquors, tobaccos, cameras and electronic equipment, there are duty-free shops in the departure lounge which you will enter after the exit formalities are completed.

Black	黒	クロ
Blue	青	アヲ
Yellow	黄	キナ
White	白	シロ
Red	赤	アカ
Grey	灰	ハク
Light	軽	カサ
Long	長	ナガ
Short	短	ミヅメ
Thin	薄	ウス
Thick	厚	フサ
Small	小	コナ
Large	大	オホ
One	一	ヒト
Two	二	フタ
Three	三	サン
Four	四	ヨン
Five	五	イチ
Six	六	ロク
Seven	七	シチ
Eight	八	ハチ
Nine	九	ク
Ten	十	ジュウ
Hundred	百	ヒャク
Thousand	千	セン
Ten thousand	万	マン

Numbers have words in brackets: These are for when you want to point out number of things.

Black	黒	クロ
Blue	青	アヲ
Yellow	黄	キナ
White	白	シロ
Red	赤	アカ
Grey	灰	ハク
Light	軽	カサ
Long	長	ナガ
Short	短	ミヅメ
Thin	薄	ウス
Thick	厚	フサ
Small	小	コナ
Large	大	オホ
One	一	ヒト
Two	二	フタ
Three	三	サン
Four	四	ヨン
Five	五	イチ
Six	六	ロク
Seven	七	シチ
Eight	八	ハチ
Nine	九	ク
Ten	十	ジュウ
Hundred	百	ヒャク
Thousand	千	セン
Ten thousand	万	マン

Single Words and Numbers

Black	黒	クロ
Blue	青	アヲ
Yellow	黄	キナ
White	白	シロ
Red	赤	アカ
Grey	灰	ハク
Light	軽	カサ
Long	長	ナガ
Short	短	ミヅメ
Thin	薄	ウス
Thick	厚	フサ
Small	小	コナ
Large	大	オホ
One	一	ヒト
Two	二	フタ
Three	三	サン
Four	四	ヨン
Five	五	イチ
Six	六	ロク
Seven	七	シチ
Eight	八	ハチ
Nine	九	ク
Ten	十	ジュウ
Hundred	百	ヒャク
Thousand	千	セン
Ten thousand	万	マン

Time and Date

Today	今日	コンニチ
Tomorrow	明日	アス
Yesterday	昨日	キノ
Next day	明日	アス
Tomorrow evening	明日	アス
When?	何時	ナニトキ
Where?	どこ	ドコ
How?	どう	ドウ
What time?	何時	ナニトキ

Taxi Drivers

Go to the hotel	ホテルへ	ホテルヘ
Wait for me here	ここで待て	ココデマテ
Stop	止	トモ
Right	右	ミドリ
Left	左	ヒダリ
Straight ahead	直ぐ	ナガサキ

Foreign Food

Japanese food	和食	ワシキ
Breakfast	朝食	アサメシ
Dinner	夕食	ユフメシ
Fish	魚	イシ
Egg	卵	タマゴ
Water	水	ミヅ
Lunch	昼食	ヒルメシ
Meat	肉	ニク
Vegetable	野菜	ヤサイ
Salt	塩	シホ

Foreign Food

Japanese food	和食	ワシキ
Breakfast	朝食	アサメシ
Dinner	夕食	ユフメシ
Fish	魚	イシ
Egg	卵	タマゴ
Water	水	ミヅ
Lunch	昼食	ヒルメシ
Meat	肉	ニク
Vegetable	野菜	ヤサイ
Salt	塩	シホ

Foreign Food

Japanese food	和食	ワシキ
Breakfast	朝食	アサメシ
Dinner	夕食	ユフメシ
Fish	魚	イシ
Egg	卵	タマゴ
Water	水	ミヅ
Lunch	昼食	ヒルメシ
Meat	肉	ニク
Vegetable	野菜	ヤサイ
Salt	塩	シホ

IMPORTANT NOTICE

Departure Flight Reconfirmation

We suggest that you reconfirm your departure flight at least 72 hours before. You can do this by calling any office of the airline on which you hold the reservation. Regarding airline phone numbers, please refer to the AIRLINES list in the "Travel Information" booklet included in this tour kit. Failure to reconfirm may result in cancellation of your reservation.

Exit Regulations on Currencies

On leaving Japan, you remaining in your possession may be reconverted into the original currency up to US\$1,000 or its equivalent without any formalities. If you have more than this, you can convert up to the total amount recorded in the "RECORD OF PURCHASE OF FOREIGN MEANS OF PAYMENT" issued by Japanese foreign exchange banks and/or authorized money exchangers at the time of conversion. In addition, you may take out Japanese currency up to ¥100,000 on your departure.

How to Handle Tax-Exempt Commodities

When buying tax-free items in designated stores, be sure to have the sales person register the item and place in "THE RECORD OF PURCHASE OF TAX-EXEMPT COMMODITIES FOR EXPORT" placed in your passport. You must show this to the customs officer, and also know that you are actually taking the items out of the country. So, do not pack those particular items in your baggage for check-in. If you have already sent those things abroad by air or ship, be sure to put the receipt for shipping together with the above mentioned Government form in your passport.

Duty-Free Shopping in the Airport

For those who wish to buy duty-free liquor, tobacco, cameras and electronic equipment, there are duty-free shops in the departure lounge which you will enter after the exit formalities are completed.

YWCA

室町出水く上ル

Kyoto

Restaurant

6:30

Phone

5 to have luggage
brod down

{ 四条 支 汁 町

11315

Iro ha Restaurant

Kyoto Japan

very good
sukiyaki