



Farm Crop and Labor Reports

Copyright Notice:

This material may be protected by copyright law (U.S. Code, Title 17). Researchers are liable for any infringement. For more information, visit www.mnhs.org/copyright.

Roscoe

Roscoe

County Goodhue Township (City or Village) Rose

Name _____ Post Office Address _____ R. F. D. No. _____

Nearest Shipping Point _____ What Railroads _____

Nationality or descent of farmer _____

FARM CROP AND LABOR REPORT

Crop	Acres in 1917	Acres in 1918
Barley	2784	2946 $\frac{1}{2}$
Beans		
Beets		
Buckwheat		
Corn	2273	1925
Fruit		
Hay	2449	2489
Oats	1760 $\frac{1}{4}$	1953 $\frac{3}{4}$
Potatoes	60 $\frac{1}{8}$	60
Rutabagas		
Rye	292	451 $\frac{1}{2}$
Spelts		
Sorghum		
Sugar Beets		
Wheat	843	1397

7 hay 28 142

Stock	Number in 1917	Number in 1918
Hogs	2542	2094
Horses	721	725
Milch Cows	1739	1870
Other Cattle	1287	1473
Poultry	8712	8724
Sheep	25	47

Silos now erected	24
To be erected in 1918	25

DO YOU NEED MORE FARM LABOR?			
	Men	Women	Boys
How many?			
When?			
For how long?			
For what work?			
What nationality?			

Remarks: _____

The foregoing statement was made on the _____ day of _____ A. D. 1918.

Signature of Assessor.

This return is made to your County Auditor, and by him sent to J. A. O. Preus, State Auditor, State Capitol, St. Paul, Minn.

County Goodhue Township (City or Village) Roscoe
 Name Ludvig Bronseth Post Office Address Pine Island R. F. D. No. _____
 Nearest Shipping Point Wanamings What Railroads C, M, & St. P.
 Nationality or descent of farmer _____

FARM CROP AND LABOR REPORT

Crop	Acres in 1917	Acres in 1918
Barley	23	33
Beans		
Beets		
Buckwheat		
Corn	35	20
Fruit		
Hay	40	40
Oats	14	19
Potatoes	1/4	1/4
Rutabagas		
Rye	10	17
Spelts		
Sorghum		
Sugar Beets	9	33
Wheat	9	
<i>Wheat & Oats</i>	25	15

Stock	Number in 1917	Number in 1918
Hogs	30	19
Horses	8	10
Milch Cows	25	22
Other Cattle	30	46
Poultry	150	150
Sheep		

Silos now erected	1
To be erected in 1918	

DO YOU NEED MORE FARM LABOR?			
	Men	Women	Boys
How many?	1		
When?			
For how long?			
For what work?	<i>Mowing & Harvest</i>		
What nationality?			

Remarks: _____

The foregoing statement was made on the 16 day of May A. D. 1918.

J. L. Janson
 Signature of Assessor.

This return is made to your County Auditor, and by him sent to J. A. O. Preus, State Auditor, State Capitol, St. Paul, Minn.

County Goodhue Township (City or Village) Roscoe
 Name Ludwig Ostin Post Office Address Pine Island R. F. D. No. 4
 Nearest Shipping Point Wanamings What Railroads @ 2m. & St P
 Nationality or descent of farmer _____

FARM CROP AND LABOR REPORT

Crop	Acres in 1917	Acres in 1918
Barley	33	33
Beans		
Beets		
Buckwheat		
Corn	15	20
Fruit		
Hay	60	30
Oats		18
Potatoes		
Rutabagas		
Rye		
Spelts		
Sorghum		
Sugar Beets		
Wheat		

Stock	Number in 1917	Number in 1918
Hogs	25	13
Horses	4	4
Milch Cows	18	20
Other Cattle	30	45
Poultry	30	50
Sheep		

Silos now erected	1
To be erected in 1918	

DO YOU NEED MORE FARM LABOR?

	Men	Women	Boys
How many?	1		
When?			
For how long?			
For what work?	<u>Mowing & Harvest</u>		
What nationality?			

Remarks: _____

The foregoing statement was made on the 16 day of May A. D. 1918.

J. L. Janson
 Signature of Assessor.

This return is made to your County Auditor, and by him sent to J. A. O. Preus, State Auditor, State Capitol, St. Paul, Minn.

County Goodhue Township (City or Village) Roscoe
 Name Elling Erickson Post Office Address Pine Island R. F. D. No. _____
 Nearest Shipping Point Zumbrota What Railroads C. & N.W.
 Nationality or descent of farmer _____

FARM CROP AND LABOR REPORT

Crop	Acres in 1917	Acres in 1918
Barley	25	20
Beans		
Beets		
Buckwheat		
Corn	30	25
Fruit		
Hay	30	30
Oats	34	16
Potatoes	1/2	1/2
Rutabagas		
Rye	15	20
Spelts		
Sorghum		
Sugar Beets		
Wheat	16	25

Stock	Number in 1917	Number in 1918
Hogs	50	40
Horses	8	8
Milch Cows	20	16
Other Cattle	15	20
Poultry	100	100
Sheep		

Silos now erected	1
To be erected in 1918	1

DO YOU NEED MORE FARM LABOR?			
	Men	Women	Boys
How many?	1		
When?			
For how long?			
For what work?	<u>Mowing & Harvest</u>		
What nationality?			

Remarks: _____

The foregoing statement was made on the 15 day of May A. D. 1918.

J. Jensen
 Signature of Assessor.

This return is made to your County Auditor, and by him sent to J. A. O. Preus, State Auditor, State Capitol, St. Paul, Minn.

County Goodhue Township (City or Village) Roscoe

Name Anton Sunderson Post Office Address Pine Island R. F. D. No. _____

Nearest Shipping Point Wanamingo What Railroads C. M. & St. P.

Nationality or descent of farmer _____

FARM CROP AND LABOR REPORT

Crop	Acres in 1917	Acres in 1918
Barley	13	5
Beans		
Beets		
Buckwheat		
Corn	26	24
Fruit		
Hay	15	15
Oats	16	19
Potatoes		
Rutabagas		
Rye		
Spelts		
Sorghum		
Sugar Beets		
Wheat	9	18

Stock	Number in 1917	Number in 1918
Hogs	45	30
Horses	5	5
Milch Cows	19	25
Other Cattle	10	11
Poultry	50	100
Sheep		

Silos now erected	1
To be erected in 1918	

DO YOU NEED MORE FARM LABOR?			
	Men	Women	Boys
How many?	1		
When?			
For how long?			
For what work?	<u>Mowing & Harvest</u>		
What nationality?			

Remarks: _____

The foregoing statement was made on the 15 day of May A. D. 1918.

J. L. Jensen
Signature of Assessor.

This return is made to your County Auditor, and by him sent to J. A. O. Preus, State Auditor, State Capitol, St. Paul, Minn.

County Goodhue Township (City or Village) Roscoe

Name L. B. Thoreson Post Office Address Zumbrota R. F. D. No. _____

Nearest Shipping Point Zumbrota What Railroads C. G. W.

Nationality or descent of farmer _____

FARM CROP AND LABOR REPORT

Crop	Acres in 1917	Acres in 1918
Barley	40	30
Beans		
Beets		
Buckwheat		
Corn	20	22
Fruit		
Hay	20	20
Oats	20	20
Potatoes	1	1/2
Rutabagas		
Rye	1/2	—
Spelts		
Sorghum		
Sugar Beets		
Wheat	20	20

Stock	Number in 1917	Number in 1918
Hogs	18	17
Horses	7	7
Milch Cows	16	18
Other Cattle	7	14
Poultry	150	100
Sheep		

Silos now erected	1
To be erected in 1918	—

DO YOU NEED MORE FARM LABOR?			
	Men	Women	Boys
How many?	1		
When?			
For how long?			
For what work?	<u>Haying & Harvest</u>		
What nationality?			

Remarks: _____

The foregoing statement was made on the 7 day of June A. D. 1918.

J. L. Jensen
Signature of Assessor.

This return is made to your County Auditor, and by him sent to J. A. O. Preus, State Auditor, State Capitol, St. Paul, Minn.

County Goodhue Township (City or Village) Roscoe

Name Ed M. Matchum Post Office Address Zumbrota R. F. D. No. _____

Nearest Shipping Point Zumbrota What Railroads: C & W

Nationality or descent of farmer _____

FARM CROP AND LABOR REPORT

Crop	Acres in 1917	Acres in 1918
Barley	22	10
Beans		
Beets		
Buckwheat		
Corn	20	12
Fruit		
Hay	15	15
Oats	12	15
Potatoes	3/4	2
Rutabagas		
Rye		
Spelts		
Sorghum		
Sugar Beets		
Wheat	12	29

Stock	Number in 1917	Number in 1918
Hogs	50	42
Horses	6	6
Milch Cows	14	14
Other Cattle	14	15
Poultry	75	75
Sheep		

Silos now erected	1
To be erected in 1918	

DO YOU NEED MORE FARM LABOR?			
	Men	Women	Boys
How many?	1		
When?			
For how long?			
For what work?	<u>Haying & Harvest</u>		
What nationality?			

Remarks: _____

The foregoing statement was made on the 7 day of June A. D. 1918.

J. L. Jensen
Signature of Assessor.

This return is made to your County Auditor, and by him sent to J. A. O. Preus, State Auditor, State Capitol, St. Paul, Minn.

County Goodhue Township (City or Village) Roscoe
 Name Henry Hoven Post Office Address Zumbrota R. F. D. No. _____
 Nearest Shipping Point Zumbrota What Railroads C. & N.W.
 Nationality or descent of farmer _____

FARM CROP AND LABOR REPORT

Crop	Acres in 1917	Acres in 1918
Barley	27	20
Beans		
Beets		
Buckwheat		
Corn	33	35
Fruit		
Hay	25	25
Oats	20	20
Potatoes	1	1
Rutabagas		
Rye		
Spelts		
Sorghum		
Sugar Beets		
Wheat		4

Stock	Number in 1917	Number in 1918
Hogs	26	26
Horses	8	8
Milk Cows	29	34
Other Cattle	2	5
Poultry	75	60
Sheep		

Silos now erected	1
To be erected in 1918	

DO YOU NEED MORE FARM LABOR?			
	Men	Women	Boys
How many?	1		
When?			
For how long?			
For what work?	Haying & Harvest		
What nationality?			

Remarks: _____

The foregoing statement was made on the 1 day of June A. D. 1918.

J. L. Jensen
 Signature of Assessor.

This return is made to your County Auditor, and by him sent to J. A. O. Preus, State Auditor, State Capitol, St. Paul, Minn.

County Goodhue Township (City or Village) Roscoe
 Name A. H. & P. H. Sunde Post Office Address Zumbrota R. F. D. No. _____
 Nearest Shipping Point Zumbrota What Railroads C. & N. W.
 Nationality or descent of farmer _____

FARM CROP AND LABOR REPORT

Crop	Acres in 1917	Acres in 1918
Barley	99 1/2	117 1/3
Beans		
Beets		
Buckwheat		
Corn	47	23
Fruit		
Hay	36	20
Oats	38	40
Potatoes	1/2	1/4
Rutabagas		
Rye		
Spelts		
Sorghum		
Sugar Beets		
Wheat	17	81

Stock	Number in 1917	Number in 1918
Hogs	80	40
Horses	13	11
Milch Cows	15	15
Other Cattle	50	50
Poultry	100	100
Sheep		

Silos now erected	1
To be erected in 1918	

DO YOU NEED MORE FARM LABOR?			
	Men	Women	Boys
How many?	2		
When?			
For how long?			
For what work?	Harvest & Shock		
What nationality?	Threshing		

Remarks: _____

The foregoing statement was made on the 1 day of June A. D. 1918.

J. L. Janson
 Signature of Assessor.

This return is made to your County Auditor, and by him sent to J. A. O. Preus, State Auditor, State Capitol, St. Paul, Minn.

County Goodhue Township (City or Village) Roscoe

Name Ch. Maas Post Office Address Zumbrota R. F. D. No. _____

Nearest Shipping Point Zumbrota What Railroads A. G. W.

Nationality or descent of farmer _____

FARM CROP AND LABOR REPORT

Crop	Acres in 1917	Acres in 1918
Barley	44	45
Beans		
Beets		
Buckwheat		
Corn	42	30
Fruit		
Hay	30	30
Oats	12	19
Potatoes	1/2	1/4
Rutabagas		
Rye		
Spelts		
Sorghum		
Sugar Beets		
Wheat	14	27

Stock	Number in 1917	Number in 1918
Hogs	<u>Don't know</u>	7
Horses	14	12
Milch Cows	18	25
Other Cattle	18	12
Poultry	50	50
Sheep		

Silos now erected	1
To be erected in 1918	

DO YOU NEED MORE FARM LABOR?			
	Men	Women	Boys
How many?	1		
When?			
For how long?			
For what work?	<u>Haying & Harvest</u>		
What nationality?			

Remarks: _____

The foregoing statement was made on the 1 day of June A. D. 1918.

J. Jenson
Signature of Assessor.

This return is made to your County Auditor, and by him sent to J. A. O. Preus, State Auditor, State Capitol, St. Paul, Minn.

County Goodhue Township (City or Village) Roscoe

Name George Thomson Post Office Address Zumbrota R. F. D. No. _____

Nearest Shipping Point Zumbrota What Railroads C. & N. W.

Nationality or descent of farmer _____

FARM CROP AND LABOR REPORT

Crop	Acres in 1917	Acres in 1918
Barley	35	36
Beans		
Beets		
Buckwheat		
Corn	25	27
Fruit		
Hay	18	18
Oats	16	14
Potatoes	1	1
Rutabagas		
Rye		
Spelts		
Sorghum		
Sugar Beets		
Wheat		8

Stock	Number in 1917	Number in 1918
Hogs	20	19
Horses	8	6
Milch Cows	24	22
Other Cattle	16	18
Poultry	50	70
Sheep		

Silos now erected	1
To be erected in 1918	

DO YOU NEED MORE FARM LABOR?			
	Men	Women	Boys
How many?	1		
When?			
For how long?			
For what work?	<u>Harvest</u>		
What nationality?			

Remarks: _____

The foregoing statement was made on the 1 day of June A. D. 1918.

J. Thomson
 Signature of Assessor.

This return is made to your County Auditor, and by him sent to J. A. O. Preus, State Auditor, State Capitol, St. Paul, Minn.

County Goodhue Township (City or Village) Roscoe
 Name A. A. Goplin Post Office Address Zumbrota R. F. D. No. _____
 Nearest Shipping Point Zumbrota What Railroads C. & N.
 Nationality or descent of farmer _____

FARM CROP AND LABOR REPORT

Crop	Acres in 1917	Acres in 1918
Barley	30	7
Beans		
Beets		
Buckwheat		
Corn	20	25
Fruit		
Hay	20	20
Oats	10	10
Potatoes	1/4	1/2
Rutabagas		
Rye		
Spelts		
Sorghum		
Sugar Beets		
Wheat		33

Stock	Number in 1917	Number in 1918
Hogs	24	21
Horses	15	12
Milk Cows	25	25
Other Cattle	20	20
Poultry	150	150
Sheep		

Silos now erected	1
To be erected in 1918	

DO YOU NEED MORE FARM LABOR?			
	Men	Women	Boys
How many?	1		
When?			
For how long?			
For what work?	Haying & Harvest		
What nationality?			

Remarks: _____

The foregoing statement was made on the 13 day of May A. D. 1918.

J. J. Jensen
 Signature of Assessor.

This return is made to your County Auditor, and by him sent to J. A. O. Preus, State Auditor, State Capitol, St. Paul, Minn.

County Goodhue Township (City or Village) Roscoe

Name M. G. Hoven Post Office Address West Concord R. F. D. No. _____

Nearest Shipping Point Wanamings What Railroads C M & St P

Nationality or descent of farmer _____

FARM CROP AND LABOR REPORT

Crop	Acres in 1917	Acres in 1918
Barley	50	25
Beans		
Beets		
Buckwheat		
Corn	35	23
Fruit		
Hay	30	30
Oats	20	20
Potatoes	1	1
Rutabagas		
Rye		
Spelts		
Sorghum		
Sugar Beets		
Wheat <u>& Flax</u>		15

Stock	Number in 1917	Number in 1918
Hogs	50	27
Horses	7	7
Milch Cows	20	20
Other Cattle	14	14
Poultry	50	50
Sheep		

Silos now erected	1
To be erected in 1918	

DO YOU NEED MORE FARM LABOR?			
	Men	Women	Boys
How many?	1		
When?			
For how long?			
For what work?	<u>Mowing & Harvest</u>		
What nationality?			

Remarks: _____

The foregoing statement was made on the 14 day of May A. D. 1918.

J. Jenson
Signature of Assessor.

This return is made to your County Auditor, and by him sent to J. A. O. Preus, State Auditor, State Capitol, St. Paul, Minn.

County Goodhue Township (City or Village) Roscoe

Name Albin Holmquist Post Office Address Zumbrota R. F. D. No. _____

Nearest Shipping Point Zumbrota What Railroads C. & N.W.

Nationality or descent of farmer _____

FARM CROP AND LABOR REPORT

Crop	Acres in 1917	Acres in 1918
Barley		16
Beans		
Beets		
Buckwheat		
Corn		18
Fruit		
Hay		15
Oats		8
Potatoes		
Rutabagas		
Rye		
Spelts		
Sorghum		
Sugar Beets		
Wheat		

Stock	Number in 1917	Number in 1918
Hogs		33
Horses		4
Milch Cows		7
Other Cattle		3
Poultry		70
Sheep		

Silos now erected _____
 To be erected in 1918 _____

DO YOU NEED MORE FARM LABOR?			
	Men	Women	Boys
How many? _____	1		
When? _____			
For how long? _____			
For what work? <u>Mowing & Harvest</u>			
What nationality? _____			

Remarks: _____

The foregoing statement was made on the 8 day of June A. D. 1918.

J. L. Jensen
 Signature of Assessor.

This return is made to your County Auditor, and by him sent to J. A. O. Preus, State Auditor, State Capitol, St. Paul, Minn.

County Goodhue Township (City or Village) Roscoe
 Name Christ Jensen Post Office Address Zumbrota R. F. D. No. _____
 Nearest Shipping Point Zumbrota What Railroads C. G. R.
 Nationality or descent of farmer _____

FARM CROP AND LABOR REPORT

Crop	Acres in 1917	Acres in 1918
Barley	16	16
Beans		
Beets		
Buckwheat		
Corn	8	6
Fruit		
Hay	14	14
Oats	10	8
Potatoes	1/2	1/2
Rutabagas		
Rye		
Spelts		
Sorghum		
Sugar Beets		
Wheat		

Stock	Number in 1917	Number in 1918
Hogs	10	13
Horses	3	3
Milch Cows	12	12
Other Cattle	7	4
Poultry	100	125
Sheep		

Silos now erected _____
 To be erected in 1918 _____

DO YOU NEED MORE FARM LABOR?			
	Men	Women	Boys
How many?	1		
When?			
For how long?			
For what work?	<u>Mowing & Harvest</u>		
What nationality?			

Remarks: _____

The foregoing statement was made on the 9 day of June A. D. 1918.

 Signature of Assessor.

This return is made to your County Auditor, and by him sent to J. A. O. Preus, State Auditor, State Capitol, St. Paul, Minn.

County Goodhue Township (City or Village) Roscoe

Name Edus Wood Post Office Address Pine Island R. F. D. No. _____

Nearest Shipping Point Wanamings What Railroads C M & St P

Nationality or descent of farmer _____

FARM CROP AND LABOR REPORT

Crop	Acres in 1917	Acres in 1918
Barley	19	15
Beans		
Beets		
Buckwheat		
Corn	20	15
Fruit		
Hay	30	30
Oats	20	20
Potatoes	1	1
Rutabagas		
Rye		
Spelts		
Sorghum		
Sugar Beets		
Wheat	12	25

Stock	Number in 1917	Number in 1918
Hogs	3	2
Horses	8	8
Milch Cows	18	16
Other Cattle	5	13
Poultry	100	100
Sheep		

Silos now erected	1
To be erected in 1918	

DO YOU NEED MORE FARM LABOR?			
	Men	Women	Boys
How many?			
When?			
For how long?			
For what work?			
What nationality?			

Remarks: _____

The foregoing statement was made on the 14 day of May A. D. 1918.

J. J. Jensen
Signature of Assessor.

This return is made to your County Auditor, and by him sent to J. A. O. Preus, State Auditor, State Capitol, St. Paul, Minn.

County Goodhue Township (City or Village) Roscoe

Name Jack Ashler Post Office Address Pine Island R. F. D. No. _____

Nearest Shipping Point Pine Island What Railroads C B W

Nationality or descent of farmer _____

FARM CROP AND LABOR REPORT

Crop	Acres in 1917	Acres in 1918
Barley		
Beans		
Beets		
Buckwheat		
Corn	50	35
Fruit		
Hay	18	25
Oats	27	22
Potatoes	1	3/4
Rutabagas		
Rye		
Spelts		
Sorghum		
Sugar Beets		
Wheat		20

Stock	Number in 1917	Number in 1918
Hogs	40	9
Horses	6	4
Milch Cows	20	17
Other Cattle	20	27
Poultry	75	75
Sheep		

Silos now erected	1
To be erected in 1918	

DO YOU NEED MORE FARM LABOR?			
	Men	Women	Boys
How many?	1		
When?			
For how long?	<u>Mowing & Harvest</u>		
For what work?			
What nationality?			

Remarks: _____

The foregoing statement was made on the _____ day of _____ A. D. 1918.

 Signature of Assessor.

This return is made to your County Auditor, and by him sent to J. A. O. Preus, State Auditor, State Capitol, St. Paul, Minn.

County Goodhue Township (City or Village) Roseau

Name Thos Peterson Post Office Address Pine Island R. F. D. No. _____

Nearest Shipping Point Zumbrota What Railroads C & W

Nationality or descent of farmer _____

FARM CROP AND LABOR REPORT

Crop	Acres in 1917	Acres in 1918
Barley	35	33
Beans		
Beets		
Buckwheat		
Corn	35	30
Fruit		
Hay	30	25
Oats	25	20
Potatoes	14	14
Rutabagas		
Rye		
Spelts		
Sorghum		
Sugar Beets		
Wheat	20	30

Stock	Number in 1917	Number in 1918
Hogs	50	33
Horses	9	9
Milch Cows	24	25
Other Cattle	10	10
Poultry	50	50
Sheep		

Silos now erected	1
To be erected in 1918	

DO YOU NEED MORE FARM LABOR?			
	Men	Women	Boys
How many?	1		
When?			
For how long?			
For what work?	<u>Haying Harvest</u>		
What nationality?			

Remarks: _____

The foregoing statement was made on the 15 day of May A. D. 1918.

J. J. Jensen
Signature of Assessor.

This return is made to your County Auditor, and by him sent to J. A. O. Preus, State Auditor, State Capitol, St. Paul, Minn.

County Goodhue Township (City or Village) Roscoe
 Name Lyman Collins Post Office Address Pine Island R. F. D. No. _____
 Nearest Shipping Point Pine Island What Railroads C. G. W.
 Nationality or descent of farmer _____

FARM CROP AND LABOR REPORT

Crop	Acres in 1917	Acres in 1918
Barley	5	40
Beans		
Beets		
Buckwheat		
Corn	32	30
Fruit		
Hay	5	10
Oats	25	10
Potatoes	1	1
Rutabagas		
Rye		
Spelts		
Sorghum		
Sugar Beets		
Wheat		15

Stock	Number in 1917	Number in 1918
Hogs	60	50
Horses	6	5
Milch Cows	19	17
Other Cattle	13	15
Poultry	150	150
Sheep		

Silos now erected	1
To be erected in 1918	

DO YOU NEED MORE FARM LABOR?

	Men	Women	Boys
How many?	1		
When?			
For how long?			
For what work?	<u>Haying & Harvest</u>		
What nationality?			

Remarks: _____

The foregoing statement was made on the 6 day of June A. D. 1918.

J. L. Janson
 Signature of Assessor.

This return is made to your County Auditor, and by him sent to J. A. O. Preus, State Auditor, State Capitol, St. Paul, Minn.

County Goodhue Township (City or Village) Roscoe

Name Ole Odeen Post Office Address Pine Island R. F. D. No. _____

Nearest Shipping Point Pine Island What Railroads C. G. W.

Nationality or descent of farmer _____

FARM CROP AND LABOR REPORT

Crop	Acres in 1917	Acres in 1918
Barley	7	15
Beans		
Beets		
Buckwheat		
Corn	24	24
Fruit		
Hay	18	20
Oats	18	15
Potatoes	1	3/4
Rutabagas		
Rye		
Spelts		
Sorghum		
Sugar Beets		
Wheat		

Stock	Number in 1917	Number in 1918
Hogs	20	23
Horses	7	7
Milch Cows	22	23
Other Cattle	6	1
Poultry	100	100
Sheep		

Silos now erected	1
To be erected in 1918	

DO YOU NEED MORE FARM LABOR?

	Men	Women	Boys
How many?	1		
When?			
For how long?			
For what work?	<u>Mowing & Harvest</u>		
What nationality?			

Remarks: _____

The foregoing statement was made on the 6 day of June A. D. 1918.

J. L. Jensen
Signature of Assessor.

This return is made to your County Auditor, and by him sent to J. A. O. Preus, State Auditor, State Capitol, St. Paul, Minn.

County Goodhue Township (City or Village) Roscoe

Name Haugen Bros Post Office Address Pine Island R. F. D. No. _____

Nearest Shipping Point Zumbrota What Railroads C. G. W.

Nationality or descent of farmer _____

FARM CROP AND LABOR REPORT

Crop	Acres in 1917	Acres in 1918
Barley	20	35
Beans		
Beets		
Buckwheat		
Corn	60	30
Fruit		
Hay	30	30
Oats	30	25
Potatoes	1/2	1/2
Rutabagas		
Rye		
Spelts		
Sorghum		
Sugar Beets		
Wheat		

Stock	Number in 1917	Number in 1918
Hogs	55	35
Horses	9	9
Milch Cows	21	23
Other Cattle	15	11
Poultry	75	
Sheep		

Silos now erected	1
To be erected in 1918	

DO YOU NEED MORE FARM LABOR?			
	Men	Women	Boys
How many?	1		
When?			
For how long?			
For what work?	<u>Mowing & Harvest</u>		
What nationality?			

Remarks: _____

The foregoing statement was made on the 23 day of May A. D. 1918.

[Signature]
Signature of Assessor.

This return is made to your County Auditor, and by him sent to J. A. O. Preus, State Auditor, State Capitol, St. Paul, Minn.

County Goodhue Township (City or Village) Roscoe

Name Richard Greseth Post Office Address Pine Island R. F. D. No. _____

Nearest Shipping Point Pine Island What Railroads C & W

Nationality or descent of farmer _____

FARM CROP AND LABOR REPORT

Crop	Acres in 1917	Acres in 1918
Barley	60	45
Beans		
Beets		
Buckwheat		
Corn	12	12
Fruit		
Hay	8	16
Oats	13	13
Potatoes	14	14
Rutabagas		
Rye		12
Spelts		
Sorghum		
Sugar Beets		
Wheat	20	20

Stock	Number in 1917	Number in 1918
Hogs	7	16
Horses	6	6
Milch Cows	5	8
Other Cattle	11	19
Poultry	20	30
Sheep		

Silos now erected _____
 To be erected in 1918 _____

DO YOU NEED MORE FARM LABOR?			
	Men	Women	Boys
How many?	1		
When?			
For how long?			
For what work?	<u>Mowing & Harvest</u>		
What nationality?			

Remarks: _____

The foregoing statement was made on the 23 day of May A. D. 1918.

J. Jenson
 Signature of Assessor.

This return is made to your County Auditor, and by him sent to J. A. O. Preus, State Auditor, State Capitol, St. Paul, Minn.

County Goodhue Township (City or Village) Roscoe

Name John Alfred Lunde Post Office Address Pine Island R. F. D. No. _____

Nearest Shipping Point Zumbrota What Railroads C & W

Nationality or descent of farmer _____

FARM CROP AND LABOR REPORT

Crop	Acres in 1917	Acres in 1918
Barley	65	70
Beans		
Beets		
Buckwheat		
Corn	21	19
Fruit		
Hay	50	50
Oats	20	20
Potatoes	1/2	1/2
Rutabagas		
Rye	10	11
Spelts		
Sorghum		
Sugar Beets		
Wheat	10	12
" & Oats	15	24

Stock	Number in 1917	Number in 1918
Hogs	25	14
Horses	9	9
Milch Cows	15	15
Other Cattle	34	34
Poultry	75	75
Sheep		

Silos now erected	
To be erected in 1918	

DO YOU NEED MORE FARM LABOR?			
	Men	Women	Boys
How many?	1		
When?			
For how long?			
For what work?	<u>Haying & Harvest</u>		
What nationality?			

Remarks: _____

The foregoing statement was made on the 23 day of May A. D. 1918.

J. S. Jensen
Signature of Assessor.

This return is made to your County Auditor, and by him sent to J. A. O. Preus, State Auditor, State Capitol, St. Paul, Minn.

County Goodhue Township (City or Village) Roscoe

Name Carl Haugen Post Office Address Pine Island R. F. D. No. _____

Nearest Shipping Point Pine Island What Railroads _____

Nationality or descent of farmer _____

FARM CROP AND LABOR REPORT

Crop	Acres in 1917	Acres in 1918
Barley	17	17
Beans		
Beets		
Buckwheat		
Corn	5	4
Fruit		
Hay	35	23
Oats	10	9
Potatoes		
Rutabagas		
Rye	14	12
Spelts		
Sorghum		
Sugar Beets		
Wheat	14	15 1/2

Stock	Number in 1917	Number in 1918
Hogs	13	6
Horses	3	3
Milch Cows	7	6
Other Cattle	6	9
Poultry	100	100
Sheep		

Silos now erected _____
 To be erected in 1918 _____

DO YOU NEED MORE FARM LABOR?			
	Men	Women	Boys
How many?	1		
When?			
For how long?			
For what work?	<u>Mowing & Harvest</u>		
What nationality?			

Remarks: _____

The foregoing statement was made on the 23 day of May A. D. 1918.

J. J. Johnson
 Signature of Assessor.

This return is made to your County Auditor, and by him sent to J. A. O. Preus, State Auditor, State Capitol, St. Paul, Minn.

County Goodhue Township (City or Village) Roscoe

Name Louie Larson Post Office Address Pine Island R. F. D. No. _____

Nearest Shipping Point Zumbrota What Railroads C. G. W.

Nationality or descent of farmer _____

FARM CROP AND LABOR REPORT

Crop	Acre in 1917	Acre in 1918
Barley	23	20
Beans		
Beets		
Buckwheat		
Corn	13	13
Fruit		
Hay	20	20
Oats	12	12
Potatoes	1/4	1/4
Rutabagas		
Rye		
Spelts		
Sorghum		
Sugar Beets		
Wheat & Flax		7

Stock	Number in 1917	Number in 1918
Hogs	27	4
Horses	6	6
Milch Cows	20	17
Other Cattle	5	5
Poultry	50	50
Sheep	4	4

Silos now erected _____
 To be erected in 1918 _____

DO YOU NEED MORE FARM LABOR?			
	Men	Women	Boys
How many?	1		
When?			
For how long?			
For what work?	<u>Mowing & Harvest</u>		
What nationality?			

Remarks: _____

The foregoing statement was made on the 23 day of May A. D. 1918.

J. L. Jensen
 Signature of Assessor.

This return is made to your County Auditor, and by him sent to J. A. O. Preus, State Auditor, State Capitol, St. Paul, Minn.

County Goodhue Township (City or Village) Roscoe
 Name Willis Hopstad Post Office Address Pine Island R. F. D. No. _____
 Nearest Shipping Point Pine Island What Railroads C. G. W.
 Nationality or descent of farmer _____

FARM CROP AND LABOR REPORT

Crop	Acres in 1917	Acres in 1918
Barley	5	7
Beans		
Beets		
Buckwheat		
Corn	14	12
Fruit		
Hay	8	8
Oats	13	14
Potatoes	1/2	1/2
Rutabagas		
Rye		
Spelts		
Sorghum		
Sugar Beets		
Wheat		4

Stock	Number in 1917	Number in 1918
Hogs	16	35
Horses	4	3
Milch Cows	13	11
Other Cattle	9	9
Poultry	40	40
Sheep		

Silos now erected _____
 To be erected in 1918 _____

DO YOU NEED MORE FARM LABOR?			
	Men	Women	Boys
How many?	1		
When?			
For how long?			
For what work?	<u>Haying & Harvest</u>		
What nationality?			

Remarks: _____

The foregoing statement was made on the 23 day of May A. D. 1918.

J. S. Jensen
 Signature of Assessor.

This return is made to your County Auditor, and by him sent to J. A. O. Preus, State Auditor, State Capitol, St. Paul, Minn.

County Goodhue Township (City or Village) Roscoe

Name Arthur Olson Post Office Address Pine Island R. F. D. No. 4

Nearest Shipping Point Zumbota What Railroads C & N

Nationality or descent of farmer _____

FARM CROP AND LABOR REPORT

Crop	Acres in 1917	Acres in 1918
Barley	35	43
Beans		
Beets		
Buckwheat		
Corn	25	—
Fruit		
Hay	22	25
Oats	10	14
Potatoes		
Rutabagas		
Rye	—	20
Spelts		
Sorghum		
Sugar Beets		
Wheat	29	26

Stock	Number in 1917	Number in 1918
Hogs	20	
Horses	7	7
Milch Cows	9	9
Other Cattle	5	10
Poultry	50	50
Sheep		

Silos now erected	
To be erected in 1918	

DO YOU NEED MORE FARM LABOR?			
	Men	Women	Boys
How many?	1		
When?	July		
For how long?	3 months		
For what work?			
What nationality?			

Remarks: _____

The foregoing statement was made on the 8 day of July A. D. 1918.

Arthur Olson
Signature of Assessor.

This return is made to your County Auditor, and by him sent to J. A. O. Preus, State Auditor, State Capitol, St. Paul, Minn.

County Dishue Township (City or Village) Racco
 Name J. A. Grunth Post Office Address One Island R. F. D. No. 4
 Nearest Shipping Point Wanamungo What Railroads to the SD
 Nationality or descent of farmer _____

FARM CROP AND LABOR REPORT

Crop	Acres in 1917	Acres in 1918
Barley	50	50
Beans		
Beets		
Buckwheat	8	
Corn	20	12
Fruit		
Hay	20	20
Oats	40	35
Potatoes	1	1
Rutabagas		
Rye		
Spelts		
Sorghum		
Sugar Beets		
Wheat		

Stock	Number in 1917	Number in 1918
Hogs	12	6
Horses		
Milch Cows	12	16
Other Cattle	6	9
Poultry	50	50
Sheep		

Silos now erected _____
 To be erected in 1918 _____

DO YOU NEED MORE FARM LABOR?			
	Men	Women	Boys
How many?	1		
When?	Aug 1st		
For how long?	2 month		
For what work?	Sheeping		
What nationality?			

Remarks: _____

The foregoing statement was made on the 6th day of May A. D. 1918.

J. L. Jensen
 Signature of Assessor.

This return is made to your County Auditor, and by him sent to J. A. O. Preus, State Auditor, State Capitol, St. Paul, Minn.

County Goodhue Township (City or Village) Roscoe

Name Wesley N. Byrnes *Abel Olson owner* Post Office Address Zumbrota R. F. D. No. _____

Nearest Shipping Point Zumbrota What Railroads C. & N. W.

Nationality or descent of farmer _____

FARM CROP AND LABOR REPORT

Crop	Acres in 1917	Acres in 1918
Barley	25	28
Beans		
Beets		
Buckwheat		
Corn	10	4
Fruit		
Hay	20	15
Oats	16	14
Potatoes	1/2	1/2
Rutabagas		
Rye	12	25
Spelts		
Sorghum		
Sugar Beets		
Wheat	20	18

Stock	Number in 1917	Number in 1918
Hogs	3	6
Horses	7	7
Milch Cows	6	12
Other Cattle	14	12
Poultry	50	50
Sheep		

Silos now erected	
To be erected in 1918	

DO YOU NEED MORE FARM LABOR?			
	Men	Women	Boys
How many?	1		
When?			
For how long?	3 months		
For what work?			
What nationality?			

Remarks: _____

The foregoing statement was made on the 8th day of May A. D. 1918.

W. J. Hanson
Signature of Assessor.

This return is made to your County Auditor, and by him sent to J. A. O. Preus, State Auditor, State Capitol, St. Paul, Minn.

County Goodhue Township (City or Village) Roscoe

Name Martin Olson Post Office Address Pine Island R. F. D. No. _____

Nearest Shipping Point Pine Island What Railroads C N W

Nationality or descent of farmer _____

FARM CROP AND LABOR REPORT

Crop	Acres in 1917	Acres in 1918
Barley	15	10
Beans		
Beets		
Buckwheat		
Corn	11	6
Fruit		
Hay	7	10
Oats		11
Potatoes	1/2	1/2
Rutabagas		
Rye		
Spelts		
Sorghum		
Sugar Beets		
Wheat		6

Stock	Number in 1917	Number in 1918
Hogs	30	13
Horses	5	5
Milch Cows	8	12
Other Cattle	9	18
Poultry	50	50
Sheep		

Silos now erected _____
 To be erected in 1918 _____

DO YOU NEED MORE FARM LABOR?			
	Men	Women	Boys
How many?	1		
When?			
For how long?			
For what work?	<u>Haying & Harvest</u>		
What nationality?			

Remarks: _____

The foregoing statement was made on the 10 day of May A. D. 1918.

Martin Olson
 Signature of Assessor.

This return is made to your County Auditor, and by him sent to J. A. O. Preus, State Auditor, State Capitol, St. Paul, Minn.

County Goodhue Township (City or Village) Roscoe

Name Fred Reinhardt Post Office Address Pine Island R. F. D. No. 3

Nearest Shipping Point Pine Island What Railroads W.G.V.

Nationality or descent of farmer _____

FARM CROP AND LABOR REPORT

Crop	Acres in 1917	Acres in 1918
Barley	—	3
Beans		
Beets		
Buckwheat		
Corn	8	7
Fruit		
Hay	12	12
Oats	9	8
Potatoes	1/2	1/2
Rutabagas		
Rye		
Spelts		
Sorghum		
Sugar Beets		
Wheat	3 1/2	2

Stock	Number in 1917	Number in 1918
Hogs	2	3
Horses	3	3
Milch Cows	11	9
Other Cattle	7	12
Poultry	50	50
Sheep		

Silos now erected	
To be erected in 1918	

DO YOU NEED MORE FARM LABOR?			
	Men	Women	Boys
How many?	1		
When?			
For how long?	<u>All summer</u>		
For what work?			
What nationality?			

Remarks: _____

The foregoing statement was made on the 18 day of May A. D. 1918.

J. S. Jensen
Signature of Assessor.

This return is made to your County Auditor, and by him sent to J. A. O. Preus, State Auditor, State Capitol, St. Paul, Minn.

County Goodhue Township (City or Village) Roscoe

Name Louis Byrgan Post Office Address Pine Island R. F. D. No. _____

Nearest Shipping Point Pine Island What Railroads C & W

Nationality or descent of farmer _____

FARM CROP AND LABOR REPORT

Crop	Acres in 1917	Acres in 1918
Barley	18	15
Beans		
Beets		
Buckwheat		
Corn	9	12
Fruit		
Hay	20	20
Oats	14	15
Potatoes	14	14
Rutabagas		
Rye		
Spelts		
Sorghum		
Sugar Beets		
Wheat	—	3

Stock	Number in 1917	Number in 1918
Hogs	30	13
Horses	5	5
Milch Cows	10	14
Other Cattle	14	16
Poultry	50	50
Sheep		

Silos now erected _____
 To be erected in 1918 _____

DO YOU NEED MORE FARM LABOR?			
	Men	Women	Boys
How many?	1		
When?			
For how long?	7 months		
For what work?			
What nationality?			

Remarks: _____

The foregoing statement was made on the 11 day of May A. D. 1918.

J. S. Jensen
 Signature of Assessor.

This return is made to your County Auditor, and by him sent to J. A. O. Preus, State Auditor, State Capitol, St. Paul, Minn.

County Goodhue Township (City or Village) Roscoe

Name Ludwig Greseth Post Office Address Zumbrota R. F. D. No. _____

Nearest Shipping Point Wanamings What Railroads CM & STP

Nationality or descent of farmer _____

FARM CROP AND LABOR REPORT

Crop	Acres in 1917	Acres in 1918
Barley	25	20
Beans		
Beets		
Buckwheat		
Corn	12	12
Fruit		
Hay	25	20
Oats	14	18
Potatoes	1/2	1/2
Rutabagas		
Rye	14	14
Spelts		
Sorghum		
Sugar Beets		
Wheat & Oats	10	15

Stock	Number in 1917	Number in 1918
Hogs	15	4
Horses	7	6
Milch Cows	11	11
Other Cattle	19	20
Poultry	100	100
Sheep		

Silos now erected _____
 To be erected in 1918 _____

DO YOU NEED MORE FARM LABOR?			
	Men	Women	Boys
How many?	1	1	
When?			
For how long?		12 months	
For what work?	Haying & Harvest		
What nationality?			

Remarks: _____

The foregoing statement was made on the 13 day of May A. D. 1918.

J. Jensen
 Signature of Assessor.

This return is made to your County Auditor, and by him sent to J. A. O. Preus, State Auditor, State Capitol, St. Paul, Minn.

County Goodhue Township (City or Village) Roscoe

Name Charles Olson Post Office Address Zumbrota R. F. D. No. _____

Nearest Shipping Point Manamings What Railroads CM & STP

Nationality or descent of farmer _____

FARM CROP AND LABOR REPORT

Crop	Acres in 1917	Acres in 1918
Barley	26	20
Beans		
Beets		
Buckwheat		
Corn	30	20
Fruit		
Hay	20	20
Oats	12	10
Potatoes	1/2	1/2
Rutabagas		
Rye		
Spelts		
Sorghum		
Sugar Beets		
Wheat	15	

wheat & Oats 10
" & Flax 20

Stock	Number in 1917	Number in 1918
Hogs	60	20
Horses	5	10
Milch Cows	17	17
Other Cattle	19	23
Poultry	100	100
Sheep		

Silos now erected	1
To be erected in 1918	

DO YOU NEED MORE FARM LABOR?			
	Men	Women	Boys
How many?	1		
When?			
For how long?			
For what work?	<i>Haying & Harvest</i>		
What nationality?			

Remarks: _____

The foregoing statement was made on the 13 day of May A. D. 1918.

J. Jensen
Signature of Assessor.

This return is made to your County Auditor, and by him sent to J. A. O. Preus, State Auditor, State Capitol, St. Paul, Minn.

County Goodhue Township (City or Village) Roscoe

Name Siber Hasted Post Office Address Zumbrota R. F. D. No. _____

Nearest Shipping Point Wanamingo What Railroads C M & St Paul

Nationality or descent of farmer _____

FARM CROP AND LABOR REPORT

Crop	Acres in 1917	Acres in 1918
Barley		2
Beans		
Beets		
Buckwheat		
Corn	19	15
Fruit		
Hay	16	11
Oats	13	13
Potatoes	14	14
Rutabagas		
Rye		
Spelts		
Sorghum		
Sugar Beets		
Wheat	2 1/2	7

Stock	Number in 1917	Number in 1918
Hogs	26	40
Horses	4	3
Milch Cows	6	6
Other Cattle	5	10
Poultry	130	130
Sheep		

Silos now erected _____
 To be erected in 1918 _____

DO YOU NEED MORE FARM LABOR?			
	Men	Women	Boys
How many?	1		
When?			
For how long?			
For what work?	<u>Haying & Harvest</u>		
What nationality?			

Remarks: _____

The foregoing statement was made on the 13 day of May A. D. 1918.

J. S. Jensen
 Signature of Assessor.

This return is made to your County Auditor, and by him sent to J. A. O. Preus, State Auditor, State Capitol, St. Paul, Minn.

County Goodhue Township (City or Village) Roscoe

Name Gust Hanson Post Office Address West Concord R. F. D. No. _____

Nearest Shipping Point Wanamings What Railroads C. & W.

Nationality or descent of farmer _____

FARM CROP AND LABOR REPORT

Crop	Acre in 1917	Acre in 1918
Barley	15	18
Beans		
Beets		
Buckwheat		
Corn	9	3 1/2
Fruit		
Hay	10	10
Oats	9	13
Potatoes	14	14
Rutabagas		
Rye		
Spelts		
Sorghum		
Sugar Beets		
Wheat		3

Stock	Number in 1917	Number in 1918
Hogs	8	
Horses	4	3
Milch Cows	13	9
Other Cattle	7	4
Poultry	100	100
Sheep		

Silos now erected _____
 To be erected in 1918 _____

DO YOU NEED MORE FARM LABOR?			
	Men	Women	Boys
How many?	1		
When?			
For how long?			
For what work?	<u>Mowing & Harvest</u>		
What nationality?			

Remarks: _____

The foregoing statement was made on the 11 day of May A. D. 1918.

J. S. Jensen
 Signature of Assessor.

This return is made to your County Auditor, and by him sent to J. A. O. Preus, State Auditor, State Capitol, St. Paul, Minn.

County Goodhue Township (City or Village) Roscoe

Name S.A. Carlson Post Office Address West Concord R. F. D. No. _____

Nearest Shipping Point Wanamings What Railroads C M & St P

Nationality or descent of farmer _____

FARM CROP AND LABOR REPORT

Crop	Acres in 1917	Acres in 1918
Barley	24	24
Beans		
Beets		
Buckwheat		
Corn	16	15
Fruit		
Hay	35	35
Oats	15	15
Potatoes		
Rutabagas		
Rye		8
Spelts		
Sorghum		
Sugar Beets		
Wheat		7

Stock	Number in 1917	Number in 1918
Hogs	20	20
Horses	7	7
Milch Cows	36	40
Other Cattle		11
Poultry	50	50
Sheep		

Silos now erected _____
 To be erected in 1918 _____

DO YOU NEED MORE FARM LABOR?			
	Men	Women	Boys
How many?	1		
When?			
For how long?			
For what work?	<u>Haying & Harvest</u>		
What nationality?			

Remarks: _____

The foregoing statement was made on the 14 day of May A. D. 1918.

J. J. Johnson
 Signature of Assessor.

This return is made to your County Auditor, and by him sent to J. A. O. Preus, State Auditor, State Capitol, St. Paul, Minn.

County Goodhue Township (City or Village) Roscoe

Name Nils Trelstad Post Office Address Pine Island R. F. D. No. _____

Nearest Shipping Point Wanamings What Railroads C M & St P

Nationality or descent of farmer _____

FARM CROP AND LABOR REPORT

Crop	Acres in 1917	Acres in 1918
Barley	30	33
Beans		
Beets		
Buckwheat		
Corn	15	13
Fruit		
Hay	25	20
Oats	14	14
Potatoes	1/2	1/2
Rutabagas		
Rye		
Spelts		
Sorghum		
Sugar Beets		
Wheat	5	7

Stock	Number in 1917	Number in 1918
Hogs	4	4
Horses	7	7
Milch Cows	16	20
Other Cattle	8	15
Poultry	50	50
Sheep		

Silos now erected _____
 To be erected in 1918 _____

DO YOU NEED MORE FARM LABOR?			
	Men	Women	Boys
How many?	1		
When?			
For how long?			
For what work?	<u>Haying & Harvest</u>		
What nationality?			

Remarks: _____

The foregoing statement was made on the 14 day of May A. D. 1918.

J. J. Jensen
 Signature of Assessor.

This return is made to your County Auditor, and by him sent to J. A. O. Preus, State Auditor, State Capitol, St. Paul, Minn.

County Goodhue Township (City or Village) _____

Name Martin Haugen Post Office Address Pine Island R. F. D. No. _____

Nearest Shipping Point Zumbrota What Railroads C. G. W.

Nationality or descent of farmer _____

FARM CROP AND LABOR REPORT

Crop	Acres in 1917	Acres in 1918
Barley	15	22
Beans		
Beets		
Buckwheat		
Corn	12	12
Fruit		
Hay	15	15
Oats	8	9
Potatoes	1/2	1/2
Rutabagas		
Rye		
Spelts		
Sorghum		
Sugar Beets		
Wheat	8	

Stock	Number in 1917	Number in 1918
Hogs	27	14
Horses	5	5
Milch Cows	9	9
Other Cattle	10	10
Poultry	35	35
Sheep		

Silos now erected _____
 To be erected in 1918 _____

DO YOU NEED MORE FARM LABOR?			
	Men	Women	Boys
How many?	1		
When?			
For how long?			
For what work?	<u>Mowing & Harvest</u>		
What nationality?			

Remarks: _____

The foregoing statement was made on the 14 day of May A. D. 1918.

J. S. Jensen
 Signature of Assessor.

This return is made to your County Auditor, and by him sent to J. A. O. Preus, State Auditor, State Capitol, St. Paul, Minn.

County Goodhue Township (City or Village) Roscoe

Name Oscar Sverson Post Office Address West Concord R. F. D. No. _____

Nearest Shipping Point Wanamunga What Railroads C. M. & St. P.

Nationality or descent of farmer _____

FARM CROP AND LABOR REPORT

Crop	Acres in 1917	Acres in 1918
Barley	48	40
Beans		
Beets		
Buckwheat		
Corn	38	12
Fruit		
Hay	30	30
Oats	19	38
Potatoes	1/2	1/2
Rutabagas		
Rye		
Spelts		
Sorghum		
Sugar Beets		
Wheat	12	12

Stock	Number in 1917	Number in 1918
Hogs	70	70
Horses	9	9
Milch Cows	17	23
Other Cattle	7	11
Poultry	50	35
Sheep		

Silos now erected _____
 To be erected in 1918 _____

DO YOU NEED MORE FARM LABOR?			
	Men	Women	Boys
How many?	1		
When?			
For how long?			
For what work?	Harvest & Threshing		
What nationality?			

Remarks: _____

The foregoing statement was made on the 14 day of May A. D. 1918.

J. J. Janson
 Signature of Assessor.

This return is made to your County Auditor, and by him sent to J. A. O. Preus, State Auditor, State Capitol, St. Paul, Minn.

County Goodhue Township (City or Village) Roscoe
 Name Mrs. & Olaf Björngård Post Office Address Pine Island R. F. D. No. _____
 Nearest Shipping Point Wauarings What Railroads _____
 Nationality or descent of farmer _____

FARM CROP AND LABOR REPORT

Crop	Acres in 1917	Acres in 1918
Barley	65	70
Beans		
Beets		
Buckwheat		
Corn	15	22
Fruit		
Hay	22	22
Oats	22	21
Potatoes	1/2	1/2
Rutabagas		
Rye	17	24
Spelts		
Sorghum		
Sugar Beets		
Wheat	9	11

Stock	Number in 1917	Number in 1918
Hogs	22	26
Horses	14	14
Milch Cows	19	25
Other Cattle	9	14
Poultry	150	150
Sheep		

Silos now erected _____
 To be erected in 1918 _____

DO YOU NEED MORE FARM LABOR?

	Men	Women	Boys
How many?	1		
When?			
For how long?			
For what work?	<u>Haying & Harvest</u>		
What nationality?			

Remarks: _____

The foregoing statement was made on the 16 day of May A. D. 1918.

[Signature]
 Signature of Assessor.

This return is made to your County Auditor, and by him sent to J. A. O. Preus, State Auditor, State Capitol, St. Paul, Minn.

County Goodhue Township (City or Village) Roscoe
 Name Ed Bonggaard Post Office Address Zumbrota R. F. D. No. _____
 Nearest Shipping Point Wanamings What Railroads C. M. & St. P.
 Nationality or descent of farmer _____

FARM CROP AND LABOR REPORT

Crop	Acres in 1917	Acres in 1918
Barley	16	44
Beans		
Beets		
Buckwheat		
Corn	12	11
Fruit		
Hay	10	12
Oats	8	8
Potatoes		
Rutabagas		
Rye	10	10
Spelts		
Sorghum		
Sugar Beets		
Wheat & Flax		23

Stock	Number in 1917	Number in 1918
Hogs	20	20
Horses	4	6
Milch Cows	7	10
Other Cattle	7	2
Poultry	60	60
Sheep		

Silos now erected _____
 To be erected in 1918 _____

DO YOU NEED MORE FARM LABOR?			
	Men	Women	Boys
How many?	1		
When?			
For how long?			
For what work?	<u>Mowing & Harvest</u>		
What nationality?			

Remarks: _____

The foregoing statement was made on the 16 day of May A. D. 1918.

[Signature]
 Signature of Assessor.

This return is made to your County Auditor, and by him sent to J. A. O. Preus, State Auditor, State Capitol, St. Paul, Minn.

County Goodhue Township (City or Village) Roscoe

Name W. J. Anderson Post Office Address Zumbrota R. F. D. No. 1

Nearest Shipping Point Wanamingo What Railroads C M & St P.

Nationality or descent of farmer _____

FARM CROP AND LABOR REPORT

Crop	Acres in 1917	Acres in 1918
Barley	40	18
Beans		
Beets		
Buckwheat		
Corn	13	5
Fruit		
Hay	40	35
Oats	20	15
Potatoes	1/8	1/8
Rutabagas		
Rye		25
Spelts		
Sorghum		
Sugar Beets		
Wheat	13	25

Stock	Number in 1917	Number in 1918
Hogs	17	40
Horses	4	5
Milch Cows	16	15
Other Cattle		5
Poultry	100	100
Sheep	3	5

Silos now erected _____
 To be erected in 1918 _____

DO YOU NEED MORE FARM LABOR?			
	Men	Women	Boys
How many? _____	1		
When? _____			
For how long? _____			
For what work? <u>Mowing & Harvest</u>			
What nationality? _____			

Remarks: _____

The foregoing statement was made on the 16 day of May A. D. 1918.

J. S. Jenson
 Signature of Assessor.

This return is made to your County Auditor, and by him sent to J. A. O. Preus, State Auditor, State Capitol, St. Paul, Minn.

County Goodhue Township (City or Village) Roscoe

Name Otto Groth Post Office Address Zumbrota R. F. D. No. _____

Nearest Shipping Point Wanamings What Railroads C M & St P

Nationality or descent of farmer _____

FARM CROP AND LABOR REPORT

Crop	Acres in 1917	Acres in 1918
Barley	48	48
Beans		
Beets		
Buckwheat		
Corn	12	12
Fruit		
Hay	12	12
Oats	30	30
Potatoes	1/2	1/2
Rutabagas		
Rye	35	22
Spelts		
Sorghum		
Sugar Beets		
Wheat	22	35

Stock	Number in 1917	Number in 1918
Hogs	8	2
Horses	12	12
Milch Cows	13	11
Other Cattle	10	12
Poultry	75	75
Sheep		

Silos now erected	
To be erected in 1918	

DO YOU NEED MORE FARM LABOR?			
	Men	Women	Boys
How many?	2		
When?			
For how long?			
For what work?	<u>Mowing & Harvest</u>		
What nationality?			

Remarks: _____

The foregoing statement was made on the 16 day of May A. D. 1918.

J. L. Jensen
Signature of Assessor.

This return is made to your County Auditor, and by him sent to J. A. O. Preus, State Auditor, State Capitol, St. Paul, Minn.

County Goodhue Township (City or Village) Rose
 Name Martin Thompson Post Office Address Kenyon R. F. D. No. _____
 Nearest Shipping Point Wanamings What Railroads C. M. & St. P.
 Nationality or descent of farmer _____

FARM CROP AND LABOR REPORT

Crop	Acres in 1917	Acres in 1918
Barley	12	8
Beans		
Beets		
Buckwheat		
Corn		3
Fruit		
Hay	10	10
Oats	12	7
Potatoes	44	14
Rutabagas		
Rye		
Spelts		
Sorghum		
Sugar Beets		
Wheat & Flax	1	9

Stock	Number in 1917	Number in 1918
Hogs	2	2
Horses	3	4
Milch Cows	1.2	1.2
Other Cattle		5
Poultry	50	50
Sheep		

Silos now erected _____
 To be erected in 1918 _____

DO YOU NEED MORE FARM LABOR?			
	Men	Women	Boys
How many?	1		
When?			
For how long?			
For what work?	Haying & Harvest		
What nationality?			

Remarks: _____

The foregoing statement was made on the 16 day of May A. D. 1918.

J. L. Johnson

Signature of Assessor.

This return is made to your County Auditor, and by him sent to J. A. O. Preus, State Auditor, State Capitol, St. Paul, Minn.

County Goodhue Township (City or Village) Roscoe

Name R. R. Gresh Post Office Address Zumbrota R. F. D. No. _____

Nearest Shipping Point Zumbrota What Railroads C. & N.W.

Nationality or descent of farmer _____

FARM CROP AND LABOR REPORT

Crop	Acres in 1917	Acres in 1918
Barley	40	40
Beans		
Beets		
Buckwheat		
Corn	15	15
Fruit		
Hay	25	25
Oats	15	15
Potatoes	1/2	1/2
Rutabagas		
Rye		
Spelts		
Sorghum		
Sugar Beets		
Wheat		

Stock	Number in 1917	Number in 1918
Hogs	20	16
Horses	3	3
Milch Cows	16	12
Other Cattle	7	7
Poultry	75	75
Sheep		

Silos now erected _____
 To be erected in 1918 _____

DO YOU NEED MORE FARM LABOR?			
	Men	Women	Boys
How many?	1		
When?			
For how long?			
For what work?	<u>Mowing & Harvest</u>		
What nationality?			

Remarks: _____

The foregoing statement was made on the 1 day of June A. D. 1918.

J. L. Johnson
 Signature of Assessor.

This return is made to your County Auditor, and by him sent to J. A. O. Preus, State Auditor, State Capitol, St. Paul, Minn.

County Goodhue Township (City or Village) Rosecoe
 Name Joseph H Lotrop Post Office Address Zumbrota R. F. D. No. _____
 Nearest Shipping Point Zumbrota What Railroads Ch. & N.W.
 Nationality or descent of farmer _____

FARM CROP AND LABOR REPORT

Crop	Acres in 1917	Acres in 1918
Barley	30	35
Beans		
Beets		
Buckwheat		
Corn	23	13
Fruit		
Hay	35	20
Oats	25	28
Potatoes	14	14
Rutabagas		
Rye		
Spelts		
Sorghum		
Sugar Beets		
Wheat	65	93
<u>wheat & flax</u>	<u>24</u>	<u>14</u>

Stock	Number in 1917	Number in 1918
Hogs	11	14
Horses	9	8
Milch Cows	5	5
Other Cattle	20	22
Poultry	35	40
Sheep		

Silos now erected _____
 To be erected in 1918 _____

DO YOU NEED MORE FARM LABOR?			
	Men	Women	Boys
How many? _____	1		
When? _____			
For how long? _____			
For what work? <u>Harvest</u>			
What nationality? _____			

Remarks: _____

The foregoing statement was made on the 1 day of June A. D. 1918.

J. L. Jensen
 Signature of Assessor.

This return is made to your County Auditor, and by him sent to J. A. O. Preus, State Auditor, State Capitol, St. Paul, Minn.

County Goodhue Township (City or Village) Roscoe

Name Andrew Romo Post Office Address Pine Island R. F. D. No. _____

Nearest Shipping Point Pine Island What Railroads _____

Nationality or descent of farmer _____

FARM CROP AND LABOR REPORT

Crop	Acres in 1917	Acres in 1918
Barley	20	20
Beans		
Beets		
Buckwheat		
Corn	16	12
Fruit		
Hay	10	10
Oats	15	30
Potatoes	14	14
Rutabagas		
Rye		
Spelts		
Sorghum		
Sugar Beets		
Wheat <u>& Oats</u>		10

Stock	Number in 1917	Number in 1918
Hogs	18	11
Horses	4	4
Milch Cows	19	18
Other Cattle	13	4
Poultry	50	50
Sheep		

Silos now erected _____
 To be erected in 1918 _____

DO YOU NEED MORE FARM LABOR?			
	Men	Women	Boys
How many?	1		
When?			
For how long?			
For what work?	<u>Mowing & Harvest</u>		
What nationality?			

Remarks: _____

The foregoing statement was made on the 6 day of June A. D. 1918.

J. L. Johnson
 Signature of Assessor.

This return is made to your County Auditor, and by him sent to J. A. O. Preus, State Auditor, State Capitol, St. Paul, Minn.

County Goodhue Township (City or Village) Roscoe

Name Ludvig Shelstad Post Office Address Pine Island R. F. D. No. _____

Nearest Shipping Point Pine Island What Railroads C. G. W.

Nationality or descent of farmer _____

FARM CROP AND LABOR REPORT

Crop	Acres in 1917	Acres in 1918
Barley	16	16
Beans		
Beets		
Buckwheat		
Corn	6	4
Fruit		
Hay	30	25
Oats	4	9
Potatoes	1/4	1/4
Rutabagas		
Rye	4	4
Spelts		
Sorghum		
Sugar Beets		
Wheat & Oats	10	6
Wheat & Flax		4

Stock	Number in 1917	Number in 1918
Hogs	3	10
Horses	3	4
Milch Cows	6	8
Other Cattle	3	1
Poultry	50	50
Sheep		

Silos now erected	
To be erected in 1918	

DO YOU NEED MORE FARM LABOR?			
	Men	Women	Boys
How many?	1		
When?			
For how long?			
For what work?	<u>Mowing & Harvest</u>		
What nationality?			

Remarks: _____

The foregoing statement was made on the 6 day of June A. D. 1918.

J. L. Jensen
Signature of Assessor.

This return is made to your County Auditor, and by him sent to J. A. O. Preus, State Auditor, State Capitol, St. Paul, Minn.

County Goodhue Township (City or Village) _____

Name Albert Berg Post Office Address Pine Island R. F. D. No. _____

Nearest Shipping Point Pine Island What Railroads C. G. W.

Nationality or descent of farmer _____

FARM CROP AND LABOR REPORT

Crop	Acres in 1917	Acres in 1918
Barley	12	13
Beans		
Beets		
Buckwheat		
Corn	14	10
Fruit		
Hay	25	25
Oats	17	16
Potatoes	4	4
Rutabagas		
Rye		
Spelts		
Sorghum		
Sugar Beets		
Wheat	5	6

Stock	Number in 1917	Number in 1918
Hogs	41	37
Horses	4	4
Milk Cows	21	22
Other Cattle	5	4
Poultry	75	90
Sheep		

Silos now erected	
To be erected in 1918	

DO YOU NEED MORE FARM LABOR?			
	Men	Women	Boys
How many?	2		
When?			
For how long?			
For what work?			
What nationality?	<u>Haying & Harvest</u>		

Remarks: _____

The foregoing statement was made on the 6 day of June A. D. 1918.

J. S. Johnson
Signature of Assessor.

This return is made to your County Auditor, and by him sent to J. A. O. Preus, State Auditor, State Capitol, St. Paul, Minn.

County Goodhue Township (City or Village) Roscoe

Name Jens Berg Post Office Address Pine Island R. F. D. No. _____

Nearest Shipping Point Pine Island What Railroads C. G. W.

Nationality or descent of farmer _____

FARM CROP AND LABOR REPORT

Crop	Acres in 1917	Acres in 1918
Barley	15	17
Beans	.	
Beets		
Buckwheat		
Corn	8	6
Fruit		
Hay	15	15
Oats	9	10
Potatoes	1/4	1/4
Rutabagas		
Rye		
Spelts		
Sorghum		
Sugar Beets		
Wheat		

Stock	Number in 1917	Number in 1918
Hogs	18	23
Horses	4	4
Milch Cows	18	18
Other Cattle	4	5
Poultry	100	100
Sheep		

Silos now erected _____
 To be erected in 1918 _____

DO YOU NEED MORE FARM LABOR?			
	Men	Women	Boys
How many?	1		
When?			
For how long?			
For what work?	<u>Haying & Harvest</u>		
What nationality?			

Remarks: _____

The foregoing statement was made on the 6 day of June A. D. 1918.

J. J. Johnson
 Signature of Assessor.

This return is made to your County Auditor, and by him sent to J. A. O. Preus, State Auditor, State Capitol, St. Paul, Minn.

County Goodhue Township (City or Village) Roscoe
 Name Carl Davidson Post Office Address Zumbrota R. F. D. No. _____
 Nearest Shipping Point Zumbrota What Railroads C. G. W.
 Nationality or descent of farmer _____

FARM CROP AND LABOR REPORT

Crop	Acres in 1917	Acres in 1918
Barley	50	45
Beans		
Beets		
Buckwheat		
Corn	12	12
Fruit		
Hay	50	55
Oats	15	20
Potatoes	14	4
Rutabagas		
Rye	15	25
Spelts		
Sorghum		
Sugar Beets		
Wheat	20	40

Stock	Number in 1917	Number in 1918
Hogs	2	
Horses	7	9
Milch Cows	14	18
Other Cattle	17	27
Poultry	100	100
Sheep		

Silos now erected _____
 To be erected in 1918 _____

DO YOU NEED MORE FARM LABOR?			
	Men	Women	Boys
How many?	1		
When?			
For how long?			
For what work?	<u>Mowing & Harvest</u>		
What nationality?			

Remarks: _____

The foregoing statement was made on the 6 day of June A. D. 1918.

J. Jenson
 Signature of Assessor.

This return is made to your County Auditor, and by him sent to J. A. O. Preus, State Auditor, State Capitol, St. Paul, Minn.

County Goodhue Township (City or Village) Roscoe
 Name Iver Jacobson Post Office Address Zumbrota R. F. D. No. _____
 Nearest Shipping Point Zumbrota What Railroads C. & W.
 Nationality or descent of farmer _____

FARM CROP AND LABOR REPORT

Crop	Acres in 1917	Acres in 1918
Barley	10	15
Beans		
Beets		
Buckwheat		
Corn	10	6
Fruit		
Hay	12	12
Oats	12	12
Potatoes	4	4
Rutabagas		
Rye		
Spelts		
Sorghum		
Sugar Beets		
Wheat		6

Stock	Number in 1917	Number in 1918
Hogs	10	28
Horses	6	6
Milch Cows	7	10
Other Cattle	3	3
Poultry	50	50
Sheep		

Silos now erected _____
 To be erected in 1918 _____

DO YOU NEED MORE FARM LABOR?			
	Men	Women	Boys
How many?	1		
When?			
For how long?			
For what work?	<u>Mowing & Harvesting</u>		
What nationality?			

Remarks: _____

The foregoing statement was made on the 7 day of June A. D. 1918.

I. J. Jenson
 Signature of Assessor.

This return is made to your County Auditor, and by him sent to J. A. O. Preus, State Auditor, State Capitol, St. Paul, Minn.

County Goodhue Township (City or Village) Roscoe

Name Knut K. Strand Post Office Address Zumbrota R. F. D. No. _____

Nearest Shipping Point Zumbrota What Railroads C. & N. W.

Nationality or descent of farmer _____

FARM CROP AND LABOR REPORT

Crop	Acres in 1917	Acres in 1918
Barley	9	16
Beans		
Beets		
Buckwheat		
Corn	10	5
Fruit		
Hay	16	16
Oats	9	6
Potatoes	14	14
Rutabagas		
Rye		
Spelts		
Sorghum		
Sugar Beets		
Wheat	6	8

Stock	Number in 1917	Number in 1918
Hogs		1
Horses	5	5
Milch Cows	10	8
Other Cattle	5	5
Poultry		35
Sheep		

Silos now erected _____
 To be erected in 1918 _____

DO YOU NEED MORE FARM LABOR?			
	Men	Women	Boys
How many?	1		
When?			
For how long?			
For what work?	<u>Haying & Harvest</u>		
What nationality?			

Remarks: _____

The foregoing statement was made on the 7 day of June A. D. 1918.

J. L. Jonson
 Signature of Assessor.

This return is made to your County Auditor, and by him sent to J. A. O. Preus, State Auditor, State Capitol, St. Paul, Minn.

County Goodhue Township (City or Village) Roscoe
 Name C. Howland Post Office Address Zumbrota R. F. D. No. _____
 Nearest Shipping Point Zumbrota What Railroads C. G. W.
 Nationality or descent of farmer _____

FARM CROP AND LABOR REPORT

Crop	Acres in 1917	Acres in 1918
Barley	14	17
Beans		
Beets		
Buckwheat		
Corn	30	35
Fruit		
Hay	17	15
Oats		
Potatoes	1	3/4
Rutabagas		
Rye		
Spelts		
Sorghum		
Sugar Beets		
Wheat	14	14

Stock	Number in 1917	Number in 1918
Hogs	33	43
Horses	4	4
Milch Cows	17	14
Other Cattle	24	24
Poultry		
Sheep		

Silos now erected	1
To be erected in 1918	

DO YOU NEED MORE FARM LABOR?			
	Men	Women	Boys
How many?	1		
When?			
For how long?			
For what work?	<u>Haying & Harvest</u>		
What nationality?			

Remarks: _____

The foregoing statement was made on the 10 day of June A. D. 1918.

J. L. Johnson
 Signature of Assessor.

This return is made to your County Auditor, and by him sent to J. A. O. Preus, State Auditor, State Capitol, St. Paul, Minn.

County Goodhue Township (City or Village) Roscoe
 Name O. E. Swain Post Office Address Zumbrota R. F. D. No. _____
 Nearest Shipping Point Zumbrota What Railroads C. & N.
 Nationality or descent of farmer _____

FARM CROP AND LABOR REPORT

Crop	Acres in 1917	Acres in 1918
Barley	20	30
Beans		
Beets		
Buckwheat		
Corn	17	11
Fruit		
Hay	18	18
Oats	36	26
Potatoes	1/2	1/2
Rutabagas		
Rye		
Spelts		
Sorghum		
Sugar Beets		
Wheat	4	7

Stock	Number in 1917	Number in 1918
Hogs		8
Horses	3	3
Milch Cows	3	4
Other Cattle	1	6
Poultry	55	125
Sheep		

Silos now erected _____
 To be erected in 1918 _____

DO YOU NEED MORE FARM LABOR?			
	Men	Women	Boys
How many?	1		
When?			
For how long?			
For what work?	<u>Haying & Harvest</u>		
What nationality?			

Remarks: _____

The foregoing statement was made on the 10 day of June A. D. 1918.

 Signature of Assessor.

This return is made to your County Auditor, and by him sent to J. A. O. Preus, State Auditor, State Capitol, St. Paul, Minn.

County Goodhue Township (City or Village) Roscoe
 Name O. E. Swain Post Office Address Zumbrota R. F. D. No. _____
 Nearest Shipping Point Zumbrota What Railroads C. G. W.
 Nationality or descent of farmer _____

FARM CROP AND LABOR REPORT

Crop	Acres in 1917	Acres in 1918
Barley	20	30
Beans		
Beets		
Buckwheat		
Corn	17	11
Fruit		
Hay	18	18
Oats	36	26
Potatoes	1/2	1/2
Rutabagas		
Rye		
Spelts		
Sorghum		
Sugar Beets		
Wheat	4	7

Stock	Number in 1917	Number in 1918
Hogs		8
Horses	3	3
Milch Cows	3	4
Other Cattle	1	6
Poultry	55	125
Sheep		

Silos now erected	
To be erected in 1918	

DO YOU NEED MORE FARM LABOR?			
	Men	Women	Boys
How many?	1		
When?			
For how long?			
For what work?	<u>Haying & Harvest</u>		
What nationality?	<u>Swedish</u>		

Remarks: _____

The foregoing statement was made on the 10 day of June A. D. 1918.

J. L. Jensen
 Signature of Assessor.

This return is made to your County Auditor, and by him sent to J. A. O. Preus, State Auditor, State Capitol, St. Paul, Minn.

County Goodhue Township (City or Village) Roscoe
 Name M. L. Froyum Post Office Address Zumbrota R. F. D. No. _____
 Nearest Shipping Point Zumbrota What Railroads C. & N. W.
 Nationality or descent of farmer _____

FARM CROP AND LABOR REPORT

Crop	Acres in 1917	Acres in 1918
Barley	26	27
Beans		
Beets		
Buckwheat		
Corn	20	20
Fruit		
Hay	25	25
Oats	17	22
Potatoes	1	1
Rutabagas		
Rye	10	10
Spelts		
Sorghum		
Sugar Beets		
Wheat	10	

Stock	Number in 1917	Number in 1918
Hogs	25	14
Horses	6	6
Milch Cows	20	20
Other Cattle	30	30
Poultry	50	50
Sheep		

Silos now erected _____
 To be erected in 1918 _____

DO YOU NEED MORE FARM LABOR?			
	Men	Women	Boys
How many?	1		
When?			
For how long?			
For what work?	<u>Mowing & Harvest</u>		
What nationality?			

Remarks: _____

The foregoing statement was made on the 10 day of June A. D. 1918.

J. S. Jensen
 Signature of Assessor.

This return is made to your County Auditor, and by him sent to J. A. O. Preus, State Auditor, State Capitol, St. Paul, Minn.

County Goodhue Township (City or Village) Roscoe
 Name Carl & Albert Simonson Post Office Address Zumbrota R. F. D. No. _____
 Nearest Shipping Point Zumbrota What Railroads C. G. W.
 Nationality or descent of farmer _____

FARM CROP AND LABOR REPORT

Crop	Acres in 1917	Acres in 1918
Barley		26
Beans		
Beets		
Buckwheat		
Corn		25
Fruit		
Hay		55
Oats		38
Potatoes		1/2
Rutabagas		
Rye		5
Spelts		
Sorghum		
Sugar Beets		
Wheat		11 1/2

Stock	Number in 1917	Number in 1918
Hogs		49
Horses		9
Milch Cows		19
Other Cattle		15
Poultry		30
Sheep		

Silos now erected _____
 To be erected in 1918 _____

DO YOU NEED MORE FARM LABOR?			
	Men	Women	Boys
How many?	1		
When?			
For how long?			
For what work?	Haying & Harvest		
What nationality?			

Remarks: _____

The foregoing statement was made on the 10 day of June A. D. 1918.

J. L. Jensen
 Signature of Assessor.

This return is made to your County Auditor, and by him sent to J. A. O. Preus, State Auditor, State Capitol, St. Paul, Minn.

County Goodhue Township (City or Village) Roscoe

Name Andrew Gunderson Post Office Address Zumbrota R. F. D. No. _____

Nearest Shipping Point Zumbrota What Railroads C. G. W.

Nationality or descent of farmer _____

FARM CROP AND LABOR REPORT

Crop	Acre in 1917	Acre in 1918
Barley	20	12
Beans		
Beets		
Buckwheat		
Corn	10	10
Fruit		
Hay	10	15
Oats	12	12
Potatoes	1	1
Rutabagas		
Rye		5
Spelts		
Sorghum		
Sugar Beets		
Wheat		

Stock	Number in 1917	Number in 1918
Hogs	10	10
Horses	4	5
Milch Cows	9	8
Other Cattle	3	1
Poultry	60	30
Sheep		

Silos now erected	
To be erected in 1918	

DO YOU NEED MORE FARM LABOR?			
	Men	Women	Boys
How many?	1		
When?			
For how long?			
For what work?	<u>Threshing</u>		
What nationality?			

Remarks: _____

The foregoing statement was made on the 11 day of June A. D. 1918.

J. L. Jonson
Signature of Assessor.

This return is made to your County Auditor, and by him sent to J. A. O. Preus, State Auditor, State Capitol, St. Paul, Minn.

County Goodhue Township (City or Village) Roscoe
 Name C. H. Lunde Post Office Address Zumbrota R. F. D. No. _____
 Nearest Shipping Point Zumbrota What Railroads _____
 Nationality or descent of farmer _____

FARM CROP AND LABOR REPORT

Crop	Acres in 1917	Acres in 1918
Barley	44	25
Beans		
Beets		
Buckwheat		
Corn	12	19
Fruit		
Hay	19	21
Oats	14	12
Potatoes	1/2	1/4
Rutabagas		
Rye		
Spelts		
Sorghum		
Sugar Beets		
Wheat	—	15

Stock	Number in 1917	Number in 1918
Hogs	80	62
Horses	4	5
Milch Cows	7	6
Other Cattle	8	8
Poultry	50	50
Sheep		

Silos now erected _____
 To be erected in 1918 _____

DO YOU NEED MORE FARM LABOR?			
	Men	Women	Boys
How many?	1		
When?			
For how long?			
For what work?	<u>Mowing & Harvest</u>		
What nationality?			

Remarks: _____

The foregoing statement was made on the 10 day of June A. D. 1918.

J. L. Jensen
 Signature of Assessor.

This return is made to your County Auditor, and by him sent to J. A. O. Preus, State Auditor, State Capitol, St. Paul, Minn.

County Goodhue Township (City or Village) Roscoe
 Name L. H. Goplan Post Office Address Zumbrota R. F. D. No. _____
 Nearest Shipping Point Zumbrota What Railroads C. G. W.
 Nationality or descent of farmer _____

FARM CROP AND LABOR REPORT

Crop	Acres in 1917	Acres in 1918
Barley	20	20
Beans		
Beets		
Buckwheat		
Corn	14	15
Fruit		
Hay	25	18
Oats	17	17
Potatoes	14	14
Rutabagas		
Rye	5	6
Spelts		
Sorghum		
Sugar Beets		
Wheat		5

Stock	Number in 1917	Number in 1918
Hogs	25	20
Horses	4	4
Milch Cows	10	11
Other Cattle	5	5
Poultry	50	50
Sheep		

Silos now erected _____
 To be erected in 1918 _____

DO YOU NEED MORE FARM LABOR?			
	Men	Women	Boys
How many?	1		
When?			
For how long?			
For what work?	<u>Haying & Harvest</u>		
What nationality?			

Remarks: _____

The foregoing statement was made on the 10 day of June A. D. 1918.

J. S. Jensen
 Signature of Assessor.

This return is made to your County Auditor, and by him sent to J. A. O. Preus, State Auditor, State Capitol, St. Paul, Minn.

County Goodhue Township (City or Village) _____

Name Oscar Howland Post Office Address Pine Island R. F. D. No. _____

Nearest Shipping Point Zumbrota What Railroads C. & N.

Nationality or descent of farmer _____

FARM CROP AND LABOR REPORT

Crop	Acres in 1917	Acres in 1918
Barley	44	48
Beans		
Beets		
Buckwheat		
Corn	34	24
Fruit		
Hay	38	40
Oats	10	26
Potatoes	1/4	1/4
Rutabagas		
Rye		
Spelts		
Sorghum		
Sugar Beets		
Wheat	22	71
" & Oats	33	12

Stock	Number in 1917	Number in 1918
Hogs		
Horses	9	9
Milch Cows	15	13
Other Cattle	22	17
Poultry	60	60
Sheep		

Silos now erected _____
 To be erected in 1918 _____

DO YOU NEED MORE FARM LABOR?			
	Men	Women	Boys
How many?	2	1	
When?	July 1st		
For how long?	Oct 1st		
For what work?			
What nationality?			

Remarks: _____

The foregoing statement was made on the 12 day of June A. D. 1918.

J. L. Janson
 Signature of Assessor.

This return is made to your County Auditor, and by him sent to J. A. O. Preus, State Auditor, State Capitol, St. Paul, Minn.

County Goodhue Township (City or Village) _____

Name John Rebsd Post Office Address Zumbrota R. F. D. No. _____

Nearest Shipping Point Zumbrota What Railroads _____

Nationality or descent of farmer _____

FARM CROP AND LABOR REPORT

Crop	Acres in 1917	Acres in 1918
Barley		30
Beans		
Beets		
Buckwheat		
Corn		20
Fruit		
Hay		60
Oats		21
Potatoes		1/2
Rutabagas		
Rye		
Spelts		
Sorghum		
Sugar Beets		
Wheat		10

Stock	Number in 1917	Number in 1918
Hogs		15
Horses		7
Milch Cows		10
Other Cattle		7
Poultry		15
Sheep		

Silos now erected	1
To be erected in 1918	

DO YOU NEED MORE FARM LABOR?			
	Men	Women	Boys
How many?	1		
When?			
For how long?			
For what work?	<u>Mowing & Harvest</u>		
What nationality?			

Remarks: _____

The foregoing statement was made on the 10 day of June A. D. 1918.

J. S. Jensen
 Signature of Assessor.

This return is made to your County Auditor, and by him sent to J. A. O. Preus, State Auditor, State Capitol, St. Paul, Minn.

County Goodhue Township (City or Village) Roscoe

Name Matthew Buck Post Office Address Zumbrota R. F. D. No. _____

Nearest Shipping Point Zumbrota What Railroads C. G. & W.

Nationality or descent of farmer _____

FARM CROP AND LABOR REPORT

Crop	Acres in 1917	Acres in 1918
Barley	40	22
Beans		
Beets		
Buckwheat		
Corn		3
Fruit		
Hay	8	9
Oats	13	10
Potatoes	1/2	1/2
Rutabagas		
Rye	7	22
Spelts		
Sorghum		
Sugar Beets		
Wheat	—	—

Stock	Number in 1917	Number in 1918
Hogs	—	2
Horses	2	2
Milch Cows	5	3
Other Cattle		5
Poultry	75	100
Sheep		

Silos now erected	—
To be erected in 1918	

DO YOU NEED MORE FARM LABOR?			
	Men	Women	Boys
How many?	1		
When?			
For how long?			
For what work?	<u>Mowing & Harvest</u>		
What nationality?			

Remarks: _____

The foregoing statement was made on the 10 day of June A. D. 1918.

J. L. Jenson
Signature of Assessor.

This return is made to your County Auditor, and by him sent to J. A. O. Preus, State Auditor, State Capitol, St. Paul, Minn.

County Goodhue Township (City or Village) Roseau

Name Kulrud Bros Post Office Address Zumbrota R. F. D. No. _____

Nearest Shipping Point Zumbrota What Railroads C. G. W.

Nationality or descent of farmer _____

FARM CROP AND LABOR REPORT

Crop	Acres in 1917	Acres in 1918
Barley	100	50
Beans		
Beets		
Buckwheat		
Corn	23	8
Fruit		
Hay	24	20
Oats	17	15
Potatoes	1/4	1/4
Rutabagas		
Rye		40
Spelts		
Sorghum		
Sugar Beets		
Wheat		18

Stock	Number in 1917	Number in 1918
Hogs	12	
Horses	7	6
Milch Cows	9	7
Other Cattle	7	7
Poultry	75	75
Sheep		

Silos now erected	
To be erected in 1918	

DO YOU NEED MORE FARM LABOR?			
	Men	Women	Boys
How many?	1		
When?			
For how long?			
For what work?	<u>Mowing & Harvest</u>		
What nationality?			

Remarks: _____

The foregoing statement was made on the 10 day of June A. D. 1918.

J. J. Hanson
Signature of Assessor.

This return is made to your County Auditor, and by him sent to J. A. O. Preus, State Auditor, State Capitol, St. Paul, Minn.

County Goodhue Township (City or Village) Roscoe
 Name W. F. C. Lueck Post Office Address Zumbrota R. F. D. No. 3
 Nearest Shipping Point Zumbrota What Railroads C. & N. W.
 Nationality or descent of farmer _____

FARM CROP AND LABOR REPORT

Crop	Acres in 1917	Acres in 1918
Barley	8	20
Beans		
Beets		
Buckwheat		
Corn	9	7
Fruit		
Hay	17	17
Oats	11	13
Potatoes		
Rutabagas		
Rye		
Spelts		
Sorghum		
Sugar Beets		
Wheat	9	
" & Flax	5	11

Stock	Number in 1917	Number in 1918
Hogs	12	17
Horses	4	4
Milch Cows	10	10
Other Cattle	4	3
Poultry	40	40
Sheep	6	7

Silos now erected	—
To be erected in 1918	—

DO YOU NEED MORE FARM LABOR?			
	Men	Women	Boys
How many?	1		
When?			
For how long?			
For what work?	Haying & Harvest		
What nationality?			

Remarks: _____

The foregoing statement was made on the 10 day of June A. D. 1918.

J. L. Jensen
 Signature of Assessor.

This return is made to your County Auditor, and by him sent to J. A. O. Preus, State Auditor, State Capitol, St. Paul, Minn.

County Goodhue Township (City or Village) Roscoe
 Name Oscar Finstuen Post Office Address Zumbrota R. F. D. No. _____
 Nearest Shipping Point Zumbrota What Railroads C. G. W.
 Nationality or descent of farmer _____

FARM CROP AND LABOR REPORT

Crop	Acres in 1917	Acres in 1918
Barley	21	16
Beans		
Beets		
Buckwheat		
Corn	20	16
Fruit		
Hay	30	25
Oats	13	10
Potatoes	1/2	1/2
Rutabagas		
Rye		9
Spelts		
Sorghum		
Sugar Beets		
Wheat		13

Stock	Number in 1917	Number in 1918
Hogs	32	26
Horses	5	4
Milch Cows	13	18
Other Cattle	3	5
Poultry	100	100
Sheep		

Silos now erected	1
To be erected in 1918	

DO YOU NEED MORE FARM LABOR?			
	Men	Women	Boys
How many?	1		
When?			
For how long?			
For what work?	<u>Mowing & Harvest</u>		
What nationality?			

Remarks: _____

The foregoing statement was made on the 8 day of June A. D. 1918.

J. L. Johnson
 Signature of Assessor.

This return is made to your County Auditor, and by him sent to J. A. O. Preus, State Auditor, State Capitol, St. Paul, Minn.

County Goodhue Township (City or Village) Roscoe
 Name G. F. Freeman Post Office Address Zumbrota R. F. D. No. _____
 Nearest Shipping Point Zumbrota What Railroads C. & N.
 Nationality or descent of farmer _____

FARM CROP AND LABOR REPORT

Crop	Acres in 1917	Acres in 1918
Barley	17	12
Beans		
Beets		
Buckwheat		
Corn	17	12
Fruit		
Hay	13	12
Oats	12	10
Potatoes	1/4	1/4
Rutabagas		
Rye		
Spelts		
Sorghum		
Sugar Beets		
Wheat	5	6

Stock	Number in 1917	Number in 1918
Hogs	30	30
Horses	7	5
Milch Cows	12	7
Other Cattle	5	5
Poultry	75	30
Sheep	17	24

Silos now erected	1
To be erected in 1918	—

DO YOU NEED MORE FARM LABOR?			
	Men	Women	Boys
How many?	1		
When?			
For how long?			
For what work?	<u>Mowing & Harvest</u>		
What nationality?			

Remarks: _____

The foregoing statement was made on the 8 day of June A. D. 1918.

J. L. Johnson
 Signature of Assessor.

This return is made to your County Auditor, and by him sent to J. A. O. Preus, State Auditor, State Capitol, St. Paul, Minn.

County Goodhue Township (City or Village) Roscoe

Name Freeman & Washburn Post Office Address Zumbrota R. F. D. No. _____

Nearest Shipping Point Zumbrota What Railroads C. G. W.

Nationality or descent of farmer _____

FARM CROP AND LABOR REPORT

Crop	Acres in 1917	Acres in 1918
Barley		30
Beans		
Beets		
Buckwheat		
Corn		17
Fruit		
Hay		17
Oats		20
Potatoes		1/2
Rutabagas		
Rye		
Spelts		
Sorghum		
Sugar Beets		
Wheat		22

Stock	Number in 1917	Number in 1918
Hogs		30
Horses		5
Milch Cows		11
Other Cattle		10
Poultry		75
Sheep		9

Silos now erected	1
To be erected in 1918	

DO YOU NEED MORE FARM LABOR?			
	Men	Women	Boys
How many?			
When?			
For how long?			
For what work?			
What nationality?			

Remarks: _____

The foregoing statement was made on the 8 day of June A. D. 1918.

J. L. Jensen
Signature of Assessor.

This return is made to your County Auditor, and by him sent to J. A. O. Preus, State Auditor, State Capitol, St. Paul, Minn.

County Goodhue Township (City or Village) Roscoe
 Name Olaf G. Hoven Post Office Address Zumbrota R. F. D. No. _____
 Nearest Shipping Point Zumbrota What Railroads C. G. W.
 Nationality or descent of farmer _____

FARM CROP AND LABOR REPORT

Crop	Acres in 1917	Acres in 1918
Barley	30	15
Beans		
Beets		
Buckwheat		
Corn	14	22
Fruit		
Hay	19	19
Oats	14	15
Potatoes	1/2	1/2
Rutabagas		
Rye		
Spelts		
Sorghum		
Sugar Beets		
Wheat		7

Stock	Number in 1917	Number in 1918
Hogs	16	8
Horses	10	9
Milch Cows	24	27
Other Cattle	4	10
Poultry	40	40
Sheep	10	19

Silos now erected	
To be erected in 1918	1

DO YOU NEED MORE FARM LABOR?			
	Men	Women	Boys
How many?			
When?			
For how long?			
For what work?			
What nationality?			

Remarks: _____

The foregoing statement was made on the 8 day of June A. D. 1918.

J. S. Jensen
 Signature of Assessor.

This return is made to your County Auditor, and by him sent to J. A. O. Preus, State Auditor, State Capitol, St. Paul, Minn.

County Goodhue Township (City or Village) Roscoe

Name Norman Dickin Post Office Address Zumbrota R. F. D. No. _____

Nearest Shipping Point Zumbrota What Railroads C. G. W.

Nationality or descent of farmer _____

FARM CROP AND LABOR REPORT

Crop	Acres in 1917	Acres in 1918
Barley	35	40
Beans		
Beets		
Buckwheat		
Corn	16	12
Fruit		
Hay	20	20
Oats	14	14
Potatoes	1/4	1/4
Rutabagas		
Rye		
Spelts		
Sorghum		
Sugar Beets		
Wheat	16	16

Stock	Number in 1917	Number in 1918
Hogs	26	9
Horses	7	6
Milch Cows	18	18
Other Cattle	6	6
Poultry	50	50
Sheep		

Silos now erected	
To be erected in 1918	

DO YOU NEED MORE FARM LABOR?			
	Men	Women	Boys
How many?			
When?			
For how long?			
For what work?			
What nationality?			

Remarks: _____

The foregoing statement was made on the 7 day of June A. D. 1918.

J. J. Jensen
Signature of Assessor.

This return is made to your County Auditor, and by him sent to J. A. O. Preus, State Auditor, State Capitol, St. Paul, Minn.

County Goodhue Township (City or Village) Roscoe
 Name Theo Steller Post Office Address Zumbrota R. F. D. No. _____
 Nearest Shipping Point Zumbrota What Railroads C. S. W.
 Nationality or descent of farmer _____

FARM CROP AND LABOR REPORT

Crop	Acres in 1917	Acres in 1918
Barley	17	23
Beans		
Beets		
Buckwheat		
Corn	18	10
Fruit		
Hay	15	15
Oats	10	10
Potatoes	14	14
Rutabagas		
Rye		9 1/2
Spelts		
Sorghum		
Sugar Beets		
Wheat	12	6

Stock	Number in 1917	Number in 1918
Hogs	18	13
Horses	6	6
Milch Cows	8	9
Other Cattle	9	12
Poultry	90	100
Sheep		

Silos now erected _____
 To be erected in 1918 _____

DO YOU NEED MORE FARM LABOR?			
	Men	Women	Boys
How many?			
When?			
For how long?			
For what work?			
What nationality?			

Remarks: _____

The foregoing statement was made on the 10 day of June A. D. 1918.

J. J. Janson
 Signature of Assessor.

This return is made to your County Auditor, and by him sent to J. A. O. Preus, State Auditor, State Capitol, St. Paul, Minn.

County Goodhue Township (City or Village) Roscoe

Name Fred Buck Post Office Address Zumbrota R. F. D. No. _____

Nearest Shipping Point Zumbrota What Railroads C. G. W.

Nationality or descent of farmer _____

FARM CROP AND LABOR REPORT

Crop	Acres in 1917	Acres in 1918
Barley	20	15
Beans		
Beets		
Buckwheat		
Corn	8	8
Fruit		
Hay	12	12
Oats	12	10
Potatoes		
Rutabagas		
Rye	7	9
Spelts		
Sorghum		
Sugar Beets		
Wheat	5	8

Stock	Number in 1917	Number in 1918
Hogs	7	1
Horses	6	5
Milch Cows	5	7
Other Cattle	3	3
Poultry	75	75
Sheep		

Silos now erected _____
To be erected in 1918 _____

DO YOU NEED MORE FARM LABOR?

	Men	Women	Boys
How many?			
When?			
For how long?			
For what work?			
What nationality?			

Remarks: _____

The foregoing statement was made on the 10 day of June A. D. 1918.

J. L. Johnson
Signature of Assessor.

This return is made to your County Auditor, and by him sent to J. A. O. Preus, State Auditor, State Capitol, St. Paul, Minn.

County Goodhue Township (City or Village) Roscoe

Name A. A. Erstad Post Office Address Zumbrota R. F. D. No. _____

Nearest Shipping Point Zumbrota What Railroads C. G. W.

Nationality or descent of farmer _____

FARM CROP AND LABOR REPORT

Crop	Acres in 1917	Acres in 1918
Barley	50	47
Beans		
Beets		
Buckwheat		
Corn	15	11
Fruit		
Hay	12	15
Oats	16	19
Potatoes	14	1
Rutabagas		
Rye		
Spelts		
Sorghum		
Sugar Beets		
Wheat	21	21

Stock	Number in 1917	Number in 1918
Hogs	20	39
Horses	7	6
Milch Cows	13	12
Other Cattle	8	16
Poultry	58	58
Sheep		

Silos now erected	1
To be erected in 1918	

DO YOU NEED MORE FARM LABOR?

	Men	Women	Boys
How many?			
When?			
For how long?			
For what work?			
What nationality?			

Remarks: _____

The foregoing statement was made on the 10 day of June A. D. 1918.

J. L. Jensen
Signature of Assessor.

This return is made to your County Auditor, and by him sent to J. A. O. Preus, State Auditor, State Capitol, St. Paul, Minn.

County Goodhue Township (City or Village) Roscoe

Name L. N. Trelsted Post Office Address Zumbrota R. F. D. No. _____

Nearest Shipping Point Zumbrota What Railroads C. & W.

Nationality or descent of farmer _____

FARM CROP AND LABOR REPORT

Crop	Acres in 1917	Acres in 1918
Barley	50	20
Beans		
Beets		
Buckwheat		
Corn	11	6
Fruit		
Hay	14	15
Oats	7 3/4	9 3/4
Potatoes		
Rutabagas		
Rye		
Spelts		
Sorghum		
Sugar Beets		
Wheat & Oats	8	
" & Flax		7

Stock	Number in 1917	Number in 1918
Hogs	5	5
Horses	4	4
Milch Cows	4	11
Other Cattle	4	6
Poultry	50	50
Sheep		

Silos now erected _____
 To be erected in 1918 _____

DO YOU NEED MORE FARM LABOR?			
	Men	Women	Boys
How many?			
When?			
For how long?			
For what work?			
What nationality?			

Remarks: _____

The foregoing statement was made on the 7 day of June A. D. 1918.

J. Jensen
 Signature of Assessor.

This return is made to your County Auditor, and by him sent to J. A. O. Preus, State Auditor, State Capitol, St. Paul, Minn.

County Goodhue Township (City or Village) Roscoe

Name Mary Jenson Post Office Address Zumbrota R. F. D. No. _____

Nearest Shipping Point Zumbrota What Railroads C G W

Nationality or descent of farmer _____

FARM CROP AND LABOR REPORT

Crop	Acres in 1917	Acres in 1918
Barley	20	23
Beans		
Beets		
Buckwheat		
Corn	11	8
Fruit		
Hay	20	15
Oats	12	8
Potatoes	1/8	1/8
Rutabagas		
Rye		
Spelts		
Sorghum		
Sugar Beets		
Wheat		

Stock	Number in 1917	Number in 1918
Hogs	25	17
Horses	4	4
Milch Cows	17	15
Other Cattle	8	8
Poultry	100	100
Sheep		

Silos now erected _____
 To be erected in 1918 _____

DO YOU NEED MORE FARM LABOR?			
	Men	Women	Boys
How many?			
When?			
For how long?			
For what work?			
What nationality?			

Remarks: _____

The foregoing statement was made on the 7 day of June A. D. 1918.

J. Jenson
 Signature of Assessor.

This return is made to your County Auditor, and by him sent to J. A. O. Preus, State Auditor, State Capitol, St. Paul, Minn.

County Goodhue Township (City or Village) Roscoe

Name Chas. J. Hegre Post Office Address Pine Island R. F. D. No. _____

Nearest Shipping Point Pine Island What Railroads _____

Nationality or descent of farmer _____

FARM CROP AND LABOR REPORT

Crop	Acres in 1917	Acres in 1918
Barley	6	6
Beans		
Beets		
Buckwheat		
Corn	6	6
Fruit		
Hay	7	6
Oats	12	8
Potatoes	1/2	1/2
Rutabagas		
Rye		
Spelts		
Sorghum		
Sugar Beets		
Wheat	2	4 1/2

Stock	Number in 1917	Number in 1918
Hogs	20	23
Horses	4	4
Milch Cows	15	20
Other Cattle	1	3
Poultry	100	100
Sheep		

Silos now erected	
To be erected in 1918	

DO YOU NEED MORE FARM LABOR?

	Men	Women	Boys
How many?			
When?			
For how long?			
For what work?			
What nationality?			

Remarks: _____

The foregoing statement was made on the 6 day of June A. D. 1918.

Chas. J. Hegre
Signature of Assessor.

This return is made to your County Auditor, and by him sent to J. A. O. Preus, State Auditor, State Capitol, St. Paul, Minn.

County Goodhue Township (City or Village) Roscoe

Name Olle Ellison Post Office Address Pine Island R. F. D. No. _____

Nearest Shipping Point Pine Island What Railroads C. & W.

Nationality or descent of farmer _____

FARM CROP AND LABOR REPORT

Crop	Acres in 1917	Acres in 1918
Barley	12	9
Beans		
Beets		
Buckwheat		
Corn	8	2
Fruit		
Hay		
Oats	10	20
Potatoes		
Rutabagas		
Rye	12	
Spelts		
Sorghum		
Sugar Beets		
Wheat		

Stock	Number in 1917	Number in 1918
Hogs	2	—
Horses	4	4
Milch Cows	12	13
Other Cattle	4	4
Poultry	40	40
Sheep		

Silos now erected	
To be erected in 1918	

DO YOU NEED MORE FARM LABOR?			
	Men	Women	Boys
How many?			
When?			
For how long?			
For what work?			
What nationality?			

Remarks: _____

The foregoing statement was made on the 6 day of June A. D. 1918.

J. S. Janson
Signature of Assessor.

This return is made to your County Auditor, and by him sent to J. A. O. Preus, State Auditor, State Capitol, St. Paul, Minn.

County Goodhue Township (City or Village) Roscoe
 Name Owen Hart Post Office Address Pine Island R. F. D. No. _____
 Nearest Shipping Point Pine Island What Railroads C. G. W.
 Nationality or descent of farmer _____

FARM CROP AND LABOR REPORT

Crop	Acres in 1917	Acres in 1918
Barley		
Beans		
Beets		
Buckwheat		
Corn	5	5
Fruit		
Hay	6	6
Oats	4	4
Potatoes	1/4	1/4
Rutabagas		
Rye		
Spelts		
Sorghum		
Sugar Beets		
Wheat		

Stock	Number in 1917	Number in 1918
Hogs		7
Horses	2	2
Milch Cows	5	6
Other Cattle	6	6
Poultry	60	60
Sheep		

Silos now erected	
To be erected in 1918	

DO YOU NEED MORE FARM LABOR?

	Men	Women	Boys
How many?			
When?			
For how long?			
For what work?			
What nationality?			

Remarks: _____

The foregoing statement was made on the 6 day of June A. D. 1918.

J. Jenson
 Signature of Assessor.

This return is made to your County Auditor, and by him sent to J. A. O. Preus, State Auditor, State Capitol, St. Paul, Minn.

County Goodhue Township (City or Village) Roscoe
 Name C. Berg Post Office Address Pine Island R. F. D. No. _____
 Nearest Shipping Point Pine Island What Railroads C. G. & V.
 Nationality or descent of farmer _____

FARM CROP AND LABOR REPORT

Crop	Acres in 1917	Acres in 1918
Barley	35	27
Beans		
Beets		
Buckwheat		
Corn	11	15
Fruit		
Hay	25	25
Oats	17	20
Potatoes	1/4	1/4
Rutabagas		
Rye		
Spelts		
Sorghum		
Sugar Beets		
Wheat	12	17

Stock	Number in 1917	Number in 1918
Hogs	25	48
Horses	7	7
Milch Cows	20	21
Other Cattle	4	8
Poultry	100	100
Sheep		

Silos now erected _____
 To be erected in 1918 _____

DO YOU NEED MORE FARM LABOR?			
	Men	Women	Boys
How many?			
When?			
For how long?			
For what work?			
What nationality?			

Remarks: _____

The foregoing statement was made on the 6 day of June A. D. 1918.

J. P. Johnson
 Signature of Assessor.

This return is made to your County Auditor, and by him sent to J. A. O. Preus, State Auditor, State Capitol, St. Paul, Minn.

County Goodhue Township (City or Village) Roscoe
 Name Ole Moe Post Office Address Pine Island R. F. D. No. _____
 Nearest Shipping Point Pine Island What Railroads C. S. W.
 Nationality or descent of farmer _____

FARM CROP AND LABOR REPORT

Crop	Acres in 1917	Acres in 1918
Barley	18	17
Beans		
Beets		
Buckwheat		
Corn	15	14
Fruit		
Hay	30	25
Oats	10	14
Potatoes	1/2	1/2
Rutabagas		
Rye		
Spelts		
Sorghum		
Sugar Beets		
Wheat		

Stock	Number in 1917	Number in 1918
Hogs	37	41
Horses	3	3
Milch Cows	23	20
Other Cattle	2	10
Poultry	70	70
Sheep		

Silos now erected	
To be erected in 1918	

DO YOU NEED MORE FARM LABOR?			
	Men	Women	Boys
How many?			
When?			
For how long?			
For what work?			
What nationality?			

Remarks: _____

The foregoing statement was made on the 6 day of June A. D. 1918.

J. J. Jenson
 Signature of Assessor.

This return is made to your County Auditor, and by him sent to J. A. O. Preus, State Auditor, State Capitol, St. Paul, Minn.

County Goodhue Township (City or Village) Roscoe
 Name Edw a Berg Post Office Address Pine Island R. F. D. No. _____
 Nearest Shipping Point Pine Island What Railroads C. G. W.
 Nationality or descent of farmer _____

FARM CROP AND LABOR REPORT

Crop	Acres in 1917	Acres in '1918
Barley	1 1/2	16
Beans		
Beets		
Buckwheat		
Corn	15	4
Fruit		
Hay	9	9
Oats	9	6
Potatoes	1/2	1
Rutabagas		
Rye		
Spelts		
Sorghum		
Sugar Beets		
Wheat		

Stock	Number in 1917	Number in 1918
Hogs	21	11
Horses	3	2
Milch Cows	16	13
Other Cattle	3	5
Poultry	100	100
Sheep		

Silos now erected _____
 To be erected in 1918 _____

DO YOU NEED MORE FARM LABOR?			
	Men	Women	Boys
How many?			
When?			
For how long?			
For what work?			
What nationality?			

Remarks: _____

The foregoing statement was made on the 6 day of June A. D. 1918.

 Signature of Assessor.

This return is made to your County Auditor, and by him sent to J. A. O. Preus, State Auditor, State Capitol, St. Paul, Minn.

County Goodhue Township (City or Village) Roscoe
 Name Alf Jorgenson Post Office Address Pine Island R. F. D. No. _____
 Nearest Shipping Point Pine Island What Railroads _____
 Nationality or descent of farmer _____

FARM CROP AND LABOR REPORT

Crop	Acres in 1917	Acres in 1918
Barley	7	6
Beans		
Beets		
Buckwheat		
Corn	12	10
Fruit		
Hay	8	12
Oats	7	7
Potatoes	1/4	1/4
Rutabagas		
Rye		
Spelts		
Sorghum		
Sugar Beets		
Wheat	15	10

Stock	Number in 1917	Number in 1918
Hogs	15	10
Horses	3	3
Milch Cows	10	10
Other Cattle		2
Poultry	100	100
Sheep		

Silos now erected _____
 To be erected in 1918 _____

DO YOU NEED MORE FARM LABOR?			
	Men	Women	Boys
How many?			
When?			
For how long?			
For what work?			
What nationality?			

Remarks: _____

The foregoing statement was made on the 6 day of June A. D. 1918.

 Signature of Assessor.

This return is made to your County Auditor, and by him sent to J. A. O. Preus, State Auditor, State Capitol, St. Paul, Minn.

County Goodhue Township (City or Village) Roscoe

Name Adolf Andrist Post Office Address Pine Island R. F. D. No. 3

Nearest Shipping Point Pine Island What Railroads C. G. W.

Nationality or descent of farmer _____

FARM CROP AND LABOR REPORT

Crop	Acres in 1917	Acres in 1918
Barley		
Beans		
Beets		
Buckwheat		
Corn	6	17
Fruit		
Hay	5	3
Oats		
Potatoes	1	1/2
Rutabagas		
Rye		
Spelts		
Sorghum		
Sugar Beets		
Wheat		

Stock	Number in 1917	Number in 1918
Hogs	6	4
Horses	4	4
Milch Cows	18	27
Other Cattle	9	13
Poultry	100	65
Sheep		

Silos now erected _____
 To be erected in 1918 _____

DO YOU NEED MORE FARM LABOR?			
	Men	Women	Boys
How many?			
When?			
For how long?			
For what work?			
What nationality?			

Remarks: _____

The foregoing statement was made on the 31 day of May A. D. 1918.

J. S. Jensen
 Signature of Assessor.

This return is made to your County Auditor, and by him sent to J. A. O. Preus, State Auditor, State Capitol, St. Paul, Minn.

County Goodhue Township (City or Village) Roscoe
 Name H. Goplan Post Office Address Pine Island R. F. D. No. 4
 Nearest Shipping Point Zumbrota What Railroads C. & N.W.
 Nationality or descent of farmer _____

FARM CROP AND LABOR REPORT

Crop	Acres in 1917	Acres in 1918
Barley	39	27 1/2
Beans		
Beets		
Buckwheat		
Corn	12	16
Fruit		
Hay	40	16
Oats	16	17
Potatoes	14	14
Rutabagas		
Rye		5
Spelts		
Sorghum		
Sugar Beets		
Wheat & Oats	5	10 1/2

Stock	Number in 1917	Number in 1918
Hogs	7	27
Horses	4	4
Milch Cows	17	13
Other Cattle	35	39
Poultry	75	75
Sheep		

Silos now erected	
To be erected in 1918	

DO YOU NEED MORE FARM LABOR?

	Men	Women	Boys
How many?			
When?			
For how long?			
For what work?			
What nationality?			

Remarks: _____

 The foregoing statement was made on the 31 day of May A. D. 1918.

J. S. Jensen
 Signature of Assessor.

This return is made to your County Auditor, and by him sent to J. A. O. Preus, State Auditor, State Capitol, St. Paul, Minn.

County Goodhue Township (City or Village) Roscoe

Name Ernest Kunde Post Office Address Zumbrota R. F. D. No. _____

Nearest Shipping Point Zumbrota What Railroads C. S. W.

Nationality or descent of farmer _____

FARM CROP AND LABOR REPORT

Crop	Acres in 1917	Acres in 1918
Barley	47	47
Beans		
Beets		
Buckwheat		
Corn	20	20
Fruit		
Hay	26	26
Oats	22	27
Potatoes	3/4	3/4
Rutabagas		
Rye		
Spelts		
Sorghum		
Sugar Beets		
Wheat	22	18

Stock	Number in 1917	Number in 1918
Hogs	2	2
Horses	8	9
Milk Cows	22	24
Other Cattle	7	4
Poultry	60	60
Sheep		

Silos now erected	
To be erected in 1918	

DO YOU NEED MORE FARM LABOR?			
	Men	Women	Boys
How many?			
When?			
For how long?			
For what work?			
What nationality?			

Remarks: _____

The foregoing statement was made on the 31 day of May A. D. 1918.

J. Jenson
Signature of Assessor.

This return is made to your County Auditor, and by him sent to J. A. O. Preus, State Auditor, State Capitol, St. Paul, Minn.

County Goodhue Township (City or Village) Roscoe

Name L. B. Moulton Post Office Address Pine Island R. F. D. No. _____

Nearest Shipping Point Pine Island What Railroads C & W

Nationality or descent of farmer _____

FARM CROP AND LABOR REPORT

Crop	Acres in 1917	Acres in 1918
Barley		
Beans		
Beets		
Buckwheat		
Corn	40	30
Fruit		
Hay	25	18
Oats		18
Potatoes	1/2	1/2
Rutabagas		
Rye		
Spelts		
Sorghum		
Sugar Beets		
Wheat		4

Stock	Number in 1917	Number in 1918
Hogs		
Horses	9	9
Milch Cows	12	12
Other Cattle	9	9
Poultry	100	100
Sheep		

Silos now erected _____
 To be erected in 1918 _____

DO YOU NEED MORE FARM LABOR?			
	Men	Women	Boys
How many? _____			
When? _____			
For how long? _____			
For what work? _____			
What nationality? _____			

Remarks: _____

The foregoing statement was made on the 24 day of May A. D. 1918.

J. S. Jensen
 Signature of Assessor.

This return is made to your County Auditor, and by him sent to J. A. O. Preus, State Auditor, State Capitol, St. Paul, Minn.

County Goodhue Township (City or Village) Roscoe

Name Pete Reinhardt Post Office Address Pine Island R. F. D. No. _____

Nearest Shipping Point Pine Island What Railroads C. G. W.

Nationality or descent of farmer _____

FARM CROP AND LABOR REPORT

Crop	Acres in 1917	Acres in 1918
Barley	2	
Beans		
Beets		
Buckwheat		
Corn	8	9
Fruit		
Hay	8	8
Oats	10	1.0
Potatoes	1/4	1/4
Rutabagas		
Rye		
Spelts		
Sorghum		
Sugar Beets		
Wheat	4	4

Stock	Number in 1917	Number in 1918
Hogs	10	15
Horses	2	2
Milch Cows	10	10
Other Cattle	2	4
Poultry	30	30
Sheep		

Silos now erected _____
 To be erected in 1918 _____

DO YOU NEED MORE FARM LABOR?			
	Men	Women	Boys
How many? _____			
When? _____			
For how long? _____			
For what work? _____			
What nationality? _____			

Remarks: _____

The foregoing statement was made on the 24 day of May A. D. 1918.

J. S. Jensen
 Signature of Assessor.

This return is made to your County Auditor, and by him sent to J. A. O. Preus, State Auditor, State Capitol, St. Paul, Minn.

County Goodhue Township (City or Village) Roscoe

Name Pete Reinhardt Post Office Address Pine Island R. F. D. No. _____

Nearest Shipping Point Pine Island What Railroads C. G. W.

Nationality or descent of farmer _____

FARM CROP AND LABOR REPORT

Crop	Acres in 1917	Acres in 1918
Barley	2	
Beans		
Beets		
Buckwheat		
Corn	8	9
Fruit		
Hay	8	8
Oats	10	1.0
Potatoes	1/4	1/4
Rutabagas		
Rye		
Spelts		
Sorghum		
Sugar Beets		
Wheat	4	4

Stock	Number in 1917	Number in 1918
Hogs	10	15
Horses	2	2
Milch Cows	10	10
Other Cattle	2	4
Poultry	30	30
Sheep		

Silos now erected _____
 To be erected in 1918 _____

DO YOU NEED MORE FARM LABOR?			
	Men	Women	Boys
How many?			
When?			
For how long?			
For what work?			
What nationality?			

Remarks: _____

The foregoing statement was made on the 24 day of May A. D. 1918.

J. S. Jensen
 Signature of Assessor.

This return is made to your County Auditor, and by him sent to J. A. O. Preus, State Auditor, State Capitol, St. Paul, Minn.

County Goodhue Township (City or Village) Roscoe

Name Albert Benson Post Office Address Pine Island R. F. D. No. _____

Nearest Shipping Point Pine Island What Railroads C & W

Nationality or descent of farmer _____

FARM CROP AND LABOR REPORT

Crop	Acres in 1917	Acres in 1918
Barley		
Beans		
Beets		
Buckwheat		
Corn	3 1/2	2
Fruit		
Hay	15	15
Oats	3	5
Potatoes	1/4	1/4
Rutabagas		
Rye		
Spelts		
Sorghum		
Sugar Beets		
Wheat		

Stock	Number in 1917	Number in 1918
Hogs	6	14
Horses	5	5
Milch Cows	8	8
Other Cattle	4	4
Poultry	35	35
Sheep		

Silos now erected	
To be erected in 1918	

DO YOU NEED MORE FARM LABOR?			
	Men	Women	Boys
How many?			
When?			
For how long?			
For what work?			
What nationality?			

Remarks: _____

The foregoing statement was made on the 23 day of May A. D. 1918.

J. Jenson
Signature of Assessor.

This return is made to your County Auditor, and by him sent to J. A. O. Preus, State Auditor, State Capitol, St. Paul, Minn.

County Goodhue Township (City or Village) Roscoe

Name Melberg Shulstad Post Office Address Pine Island R. F. D. No. _____

Nearest Shipping Point Pine Island What Railroads C. G. W.

Nationality or descent of farmer _____

FARM CROP AND LABOR REPORT

Crop	Acres in 1917	Acres in 1918
Barley	6	9
Beans		
Beets		
Buckwheat		
Corn	4	6
Fruit		
Hay	4	4
Oats	5	5
Potatoes	1/4	1/4
Rutabagas		
Rye		
Spelts		
Sorghum		
Sugar Beets		
Wheat		

Stock	Number in 1917	Number in 1918
Hogs	9	2
Horses	2	2
Milch Cows	5	4
Other Cattle	5	5
Poultry	60	60
Sheep		

Silos now erected _____
 To be erected in 1918 _____

DO YOU NEED MORE FARM LABOR?

	Men	Women	Boys
How many? _____			
When? _____			
For how long? _____			
For what work? _____			
What nationality? _____			

Remarks: _____

The foregoing statement was made on the 15 day of May A. D. 1918.

J. Jensen
 Signature of Assessor.

This return is made to your County Auditor, and by him sent to J. A. O. Preus, State Auditor, State Capitol, St. Paul, Minn.

County Goodhue Township (City or Village) Roscoe

Name Gunder Rodvig Post Office Address West Concord R. F. D. No. _____

Nearest Shipping Point Wanamings What Railroads C. M. & St. P.

Nationality or descent of farmer _____

FARM CROP AND LABOR REPORT

Crop	Acres in 1917	Acres in 1918
Barley	14	18
Beans		
Beets		
Buckwheat		
Corn		
Fruit		
Hay	35	35
Oats	10	6
Potatoes	3/4	3/4
Rutabagas		
Rye		
Spelts		
Sorghum		
Sugar Beets		
Wheat <u>& Flax</u>	2	22

Stock	Number in 1917	Number in 1918
Hogs		
Horses	3	5
Milch Cows	14	6
Other Cattle	6	11
Poultry	100	100
Sheep		

Silos now erected	
To be erected in 1918	

DO YOU NEED MORE FARM LABOR?			
	Men	Women	Boys
How many?			
When?			
For how long?			
For what work?			
What nationality?			

Remarks: _____

The foregoing statement was made on the 15 day of May A. D. 1918.

J. S. Jensen
Signature of Assessor.

This return is made to your County Auditor, and by him sent to J. A. O. Preus, State Auditor, State Capitol, St. Paul, Minn.

County Goodhue Township (City or Village) Roscoe

Name John Trilstad Post Office Address Pine Island R. F. D. No. _____

Nearest Shipping Point Wanamings What Railroads C. & St. P.

Nationality or descent of farmer _____

FARM CROP AND LABOR REPORT

Crop	Acres in 1917	Acres in 1918
Barley	100	100
Beans		
Beets		
Buckwheat		
Corn	20	15
Fruit		
Hay	18	23
Oats	24	18
Potatoes		
Rutabagas		
Rye	30	22
Spelts		
Sorghum		
Sugar Beets		
Wheat	15	9
" & Edox		9

Stock	Number in 1917	Number in 1918
Hogs	30	17
Horses	8	8
Milch Cows	18	20
Other Cattle	13	12
Poultry	150	150
Sheep		

Silos now erected _____
 To be erected in 1918 _____

DO YOU NEED MORE FARM LABOR?			
	Men	Women	Boys
How many? _____			
When? _____			
For how long? _____			
For what work? _____			
What nationality? _____			

Remarks: _____

The foregoing statement was made on the 16 day of May A. D. 1918.

J. J. Jensen
 Signature of Assessor.

This return is made to your County Auditor, and by him sent to J. A. O. Preus, State Auditor, State Capitol, St. Paul, Minn.

County Goodhue Township (City or Village) Roscoe

Name John Simonson Post Office Address West Concord R. F. D. No. _____

Nearest Shipping Point Wassonings What Railroads C M & ST P

Nationality or descent of farmer _____

FARM CROP AND LABOR REPORT

Crop	Acres in 1917	Acres in 1918
Barley	41	32
Beans		
Beets		
Buckwheat		
Corn	17	21
Fruit		
Hay	40	33
Oats	24	28
Potatoes	1/2	1/2
Rutabagas		
Rye		
Spelts		
Sorghum		
Sugar Beets		
Wheat		17

Stock	Number in 1917	Number in 1918
Hogs	17	21
Horses	6	6
Milch Cows	23	25
Other Cattle	23	17
Poultry	50	50
Sheep		

Silos now erected _____
 To be erected in 1918 _____

DO YOU NEED MORE FARM LABOR?			
	Men	Women	Boys
How many?			
When?			
For how long?			
For what work?			
What nationality?			

Remarks: _____

The foregoing statement was made on the 13 day of May A. D. 1918.

J. S. Jensen
 Signature of Assessor.

This return is made to your County Auditor, and by him sent to J. A. O. Preus, State Auditor, State Capitol, St. Paul, Minn.

County Goodhue Township (City or Village) Roscoe

Name Ives Anderson Post Office Address Pine Island R. F. D. No. _____

Nearest Shipping Point Pine Island What Railroads C. & W.

Nationality or descent of farmer _____

FARM CROP AND LABOR REPORT

Crop	Acres in 1917	Acres in 1918
Barley	10	3
Beans		
Beets		
Buckwheat		
Corn		1
Fruit		
Hay	3	3
Oats	6	6
Potatoes	14	14
Rutabagas		
Rye		
Spelts		
Sorghum		
Sugar Beets		
Wheat		11

Stock	Number in 1917	Number in 1918
Hogs		
Horses	2	2
Milch Cows	4	3
Other Cattle		
Poultry		
Sheep		

Silos now erected _____
 To be erected in 1918 _____

DO YOU NEED MORE FARM LABOR?			
	Men	Women	Boys
How many? _____			
When? _____			
For how long? _____			
For what work? _____			
What nationality? _____			

Remarks: _____

The foregoing statement was made on the 14 day of May A. D. 1918.

J. Jensen
 Signature of Assessor.

This return is made to your County Auditor, and by him sent to J. A. O. Preus, State Auditor, State Capitol, St. Paul, Minn.

County Goodhue Township (City or Village) Roscoe

Name John Hilthe Post Office Address West Concord R. F. D. No. _____

Nearest Shipping Point Wanamings What Railroads C. M. & St. P.

Nationality or descent of farmer _____

FARM CROP AND LABOR REPORT

Crop	Acres in 1917	Acres in 1918
Barley	75	75
Beans		
Beets		
Buckwheat		
Corn	47	30
Fruit		
Hay	32	27
Oats	32	35
Potatoes	1/2	1/2
Rutabagas		
Rye		
Spelts		
Sorghum		
Sugar Beets		
Wheat <u>4.5</u>	18	31

Stock	Number in 1917	Number in 1918
Hogs	10	8
Horses	9	10
Milch Cows	19	22
Other Cattle	20	30
Poultry	100	100
Sheep		

Silos now erected _____
 To be erected in 1918 _____

DO YOU NEED MORE FARM LABOR?			
	Men	Women	Boys
How many? _____			
When? _____			
For how long? _____			
For what work? _____			
What nationality? _____			

Remarks: _____

The foregoing statement was made on the 14 day of May A. D. 1918.

J. J. Larson
 Signature of Assessor.

This return is made to your County Auditor, and by him sent to J. A. O. Preus, State Auditor, State Capitol, St. Paul, Minn.

County Goodhue Township (City or Village) Roscoe

Name Johnny Ferguson Post Office Address Zumbrota R. F. D. No. _____

Nearest Shipping Point Wanamings What Railroads C & N P

Nationality or descent of farmer _____

FARM CROP AND LABOR REPORT

Crop	Acres in 1917	Acres in 1918
Barley		13
Beans		
Beets		
Buckwheat		
Corn	9	13
Fruit		
Hay	13	13
Oats	12	12
Potatoes	1/4	1/4
Rutabagas		
Rye		
Spelts		
Sorghum		
Sugar Beets		
Wheat		14
" & Flax	12	11

Stock	Number in 1917	Number in 1918
Hogs	17	18
Horses	5	6
Milch Cows	11	13
Other Cattle	3	6
Poultry	70	30
Sheep		

Silos now erected	
To be erected in 1918	

DO YOU NEED MORE FARM LABOR?			
	Men	Women	Boys
How many?			
When?			
For how long?			
For what work?			
What nationality?			

Remarks: _____

The foregoing statement was made on the 13 day of May A. D. 1918.

J. S. Johnson
Signature of Assessor.

This return is made to your County Auditor, and by him sent to J. A. O. Preus, State Auditor, State Capitol, St. Paul, Minn.

County Goodhue Township (City or Village) Roscoe

Name Paul Peterson Post Office Address Zumbrota R. F. D. No. _____

Nearest Shipping Point Wanamings What Railroads C M & St P

Nationality or descent of farmer _____

FARM CROP AND LABOR REPORT

Crop	Acres in 1917	Acres in 1918
Barley	35	40
Beans		
Beets		
Buckwheat		
Corn	25	20
Fruit		
Hay	45	45
Oats	25	25
Potatoes	1/2	1/2
Rutabagas		
Rye		
Spelts		
Sorghum		
Sugar Beets		
Wheat	20	20

Stock	Number in 1917	Number in 1918
Hogs	1	1
Horses	9	9
Milch Cows	2	2
Other Cattle		
Poultry	50	50
Sheep		

Silos now erected _____
 To be erected in 1918 _____

DO YOU NEED MORE FARM LABOR?			
	Men	Women	Boys
How many?			
When?			
For how long?			
For what work?			
What nationality?			

Remarks: _____

The foregoing statement was made on the 13 day of May A. D. 1918.

 Signature of Assessor.

This return is made to your County Auditor, and by him sent to J. A. O. Preus, State Auditor, State Capitol, St. Paul, Minn.

County Goodhue Township (City or Village) Roscoe

Name Wolfe Bros Post Office Address Pine Island R. F. D. No. _____

Nearest Shipping Point Pine Island What Railroads C & N

Nationality or descent of farmer _____

FARM CROP AND LABOR REPORT

Crop	Acres in 1917	Acres in 1918
Barley	16	32
Beans		
Beets		
Buckwheat		
Corn	60	40
Fruit		
Hay	70	70
Oats	72	73
Potatoes	14	14
Rutabagas		
Rye		
Spelts		
Sorghum		
Sugar Beets		
Wheat	12	15

Stock	Number in 1917	Number in 1918
Hogs	100	100
Horses	14	14
Milch Cows	40	40
Other Cattle	56	56
Poultry	100	100
Sheep		

Silos now erected _____
 To be erected in 1918 _____

DO YOU NEED MORE FARM LABOR?			
	Men	Women	Boys
How many?			
When?			
For how long?			
For what work?			
What nationality?			

Remarks: _____

The foregoing statement was made on the 11 day of May A. D. 1918.

J. Jensen
 Signature of Assessor.

This return is made to your County Auditor, and by him sent to J. A. O. Preus, State Auditor, State Capitol, St. Paul, Minn.

County Goodhue Township (City or Village) Roscoe

Name Anton A Berg Post Office Address Pine Island R. F. D. No. _____

Nearest Shipping Point Pine Island What Railroads C. G. W.

Nationality or descent of farmer _____

FARM CROP AND LABOR REPORT

Crop	Acres in 1917	Acres in 1918
Barley	9	8
Beans		
Beets		
Buckwheat		
Corn	5	4
Fruit		
Hay	10	10
Oats	6	10
Potatoes	1/4	1/4
Rutabagas		
Rye	4	
Spelts		
Sorghum		
Sugar Beets		
Wheat		5

Stock	Number in 1917	Number in 1918
Hogs	11	10
Horses	5	5
Milk Cows	15	17
Other Cattle		8
Poultry	80	80
Sheep		

Silos now erected	
To be erected in 1918	

DO YOU NEED MORE FARM LABOR?			
	Men	Women	Boys
How many?			
When?			
For how long?			
For what work?			
What nationality?			

Remarks: _____

The foregoing statement was made on the 10 day of May A. D. 1918.

J. L. Johnson
Signature of Assessor.

This return is made to your County Auditor, and by him sent to J. A. O. Preus, State Auditor, State Capitol, St. Paul, Minn.

County Goodhue Township (City or Village) Roscoe

Name Christ Nelson Post Office Address Pine Island R. F. D. No. _____

Nearest Shipping Point Pine Island What Railroads C. G. W.

Nationality or descent of farmer _____

FARM CROP AND LABOR REPORT

Crop	Acres in 1917	Acres in 1918
Barley		2 1/2
Beans		
Beets		
Buckwheat		
Corn	1 1/2	1/2
Fruit		
Hay	2	4
Oats	5	5
Potatoes		
Rutabagas		
Rye		
Spelts		
Sorghum		
Sugar Beets		
Wheat		2

Stock	Number in 1917	Number in 1918
Hogs	2	1
Horses	1	1
Milch Cows	3	3
Other Cattle		2
Poultry	100	100
Sheep		

Silos now erected	
To be erected in 1918	

DO YOU NEED MORE FARM LABOR?			
	Men	Women	Boys
How many?			
When?			
For how long?			
For what work?			
What nationality?			

Remarks: _____

The foregoing statement was made on the 8 day of May A. D. 1918.

Christ Nelson
Signature of Assessor.

This return is made to your County Auditor, and by him sent to J. A. O. Preus, State Auditor, State Capitol, St. Paul, Minn.

County Goodhue Township (City or Village) Roscoe

Name R O Pomring Post Office Address Pine Island R. F. D. No. 4

Nearest Shipping Point Zumbrota What Railroads C. & N.W.

Nationality or descent of farmer _____

FARM CROP AND LABOR REPORT

Crop	Acres in 1917	Acres in 1918
Barley	20	19 1/2
Beans		
Beets		
Buckwheat		
Corn	17	10
Fruit		
Hay	40	35
Oats	23	25
Potatoes	1/2	1/2
Rutabagas		
Rye	13	10
Spelts		
Sorghum		
Sugar Beets		
Wheat	16	15

Flood 7 wheat 14

Stock	Number in 1917	Number in 1918
Hogs	6	11
Horses	8	7
Milch Cows	14	14
Other Cattle	5	5
Poultry	100	100
Sheep		

Silos now erected _____
 To be erected in 1918 _____

DO YOU NEED MORE FARM LABOR?			
	Men	Women	Boys
How many? _____			
When? _____			
For how long? _____			
For what work? _____			
What nationality? _____			

Remarks: _____

The foregoing statement was made on the 8th day of May A. D. 1918.

J. Jenson
 Signature of Assessor.

This return is made to your County Auditor, and by him sent to J. A. O. Preus, State Auditor, State Capitol, St. Paul, Minn.

County Goodhue Township (City or Village) Roscoe

Name R O Romning Post Office Address Pine Island R. F. D. No. 4

Nearest Shipping Point Zumbrota What Railroads C. & N.W.

Nationality or descent of farmer _____

FARM CROP AND LABOR REPORT

Crop	Acres in 1917	Acres in 1918
Barley	20	19 1/2
Beans		
Beets		
Buckwheat		
Corn	17	10
Fruit		
Hay	40	35
Oats	23	25
Potatoes	1/2	1/2
Rutabagas		
Rye	13	10
Spelts		
Sorghum		
Sugar Beets		
Wheat	16	15

Flot 7 wheat

14

Stock	Number in 1917	Number in 1918
Hogs	6	11
Horses	8	7
Milch Cows	14	14
Other Cattle	5	5
Poultry	100	100
Sheep		

Silos now erected	
To be erected in 1918	

DO YOU NEED MORE FARM LABOR?			
	Men	Women	Boys
How many?			
When?			
For how long?			
For what work?			
What nationality?			

Remarks: _____

The foregoing statement was made on the 8th day of May A. D. 1918.

J. Jenson
Signature of Assessor.

This return is made to your County Auditor, and by him sent to J. A. O. Preus, State Auditor, State Capitol, St. Paul, Minn.

County Goodhue Township (City or Village) Roscoe

Name Hoven Bros Post Office Address Pine Island F. D. No. _____

Nearest Shipping Point Zumbrota What Railroads C & N

Nationality or descent of farmer _____

FARM CROP AND LABOR REPORT

Crop	Acres in 1917	Acres in 1918
Barley		
Beans		
Beets		
Buckwheat		
Corn	25	7
Fruit		
Hay	10	15
Oats	15	25
Potatoes		
Rutabagas		
Rye		
Spelts		
Sorghum		
Sugar Beets		
Wheat & Flax	18	8

Stock	Number in 1917	Number in 1918
Hogs	10	5
Horses	4	4
Milch Cows	12	10
Other Cattle	7	9
Poultry	30	30
Sheep		

Silos now erected	1
To be erected in 1918	

DO YOU NEED MORE FARM LABOR?			
	Men	Women	Boys
How many?			
When?			
For how long?			
For what work?			
What nationality?			

Remarks: _____

The foregoing statement was made on the 8th day of May A. D. 1918.

J. S. Jensen
Signature of Assessor.

This return is made to your County Auditor, and by him sent to J. A. O. Preus, State Auditor, State Capitol, St. Paul, Minn.

County Goodhue Township (City or Village) Roscoe

Name Gehard Greseth Post Office Address West Concord R. F. D. No. 4

Nearest Shipping Point Wanamings What Railroads Om & St Paul

Nationality or descent of farmer _____

FARM CROP AND LABOR REPORT

Crop	Acres in 1917	Acres in 1918
Barley	11	20
Beans		
Beets		
Buckwheat		
Corn	16	15
Fruit		
Hay	19	19
Oats	8 1/2	13
Potatoes		
Rutabagas		
Rye	14	—
Spelts		
Sorghum		
Sugar Beets		
Wheat	—	10

Stock	Number in 1917	Number in 1918
Hogs	6	7
Horses	6	6
Milch Cows	18	17
Other Cattle	2	10
Poultry	50	50
Sheep		

Silos now erected _____
 To be erected in 1918 _____

DO YOU NEED MORE FARM LABOR?			
	Men	Women	Boys
How many? _____			
When? _____			
For how long? _____			
For what work? _____			
What nationality? _____			

Remarks: _____

The foregoing statement was made on the 8 day of May A. D. 1918.

J. S. Jensen
 Signature of Assessor.

This return is made to your County Auditor, and by him sent to J. A. O. Preus, State Auditor, State Capitol, St. Paul, Minn.

County Goodhue Township (City or Village) Roscoe

Name P. O. Finstuen Post Office Address Zumbrota R. F. D. No. _____

Nearest Shipping Point Zumbrota What Railroads C. G. W.

Nationality or descent of farmer _____

FARM CROP AND LABOR REPORT

Crop	Acres in 1917	Acres in 1918
Barley	10	14
Beans		
Beets		
Buckwheat		
Corn	20	12
Fruit		
Hay	25	25
Oats	20	22
Potatoes	1	1
Rutabagas		
Rye		2
Spelts		
Sorghum		
Sugar Beets		
Wheat	8	10

Stock	Number in 1917	Number in 1918
Hogs	40	Don't know
Horses	9	8
Milch Cows	12	11
Other Cattle	8	5
Poultry	150	150
Sheep	2	3

Silos now erected _____
 To be erected in 1918 _____

DO YOU NEED MORE FARM LABOR?			
	Men	Women	Boys
How many?			
When?			
For how long?			
For what work?			
What nationality?			

Remarks: _____

The foregoing statement was made on the 8th day of May A. D. 1918.

J. S. Jensen
 Signature of Assessor.

This return is made to your County Auditor, and by him sent to J. A. O. Preus, State Auditor, State Capitol, St. Paul, Minn.

County Goodhue Township (City or Village) Roscoe

Name Erik Strand Post Office Address Pine Island R. F. D. No. _____

Nearest Shipping Point Zumbrota What Railroads C & N

Nationality or descent of farmer _____

FARM CROP AND LABOR REPORT

Crop	Acres in 1917	Acres in 1918
Barley	30	30
Beans		
Beets		
Buckwheat		
Corn	10	7
Fruit		
Hay	20	15
Oats	13	13
Potatoes	1/2	1/2
Rutabagas		
Rye		
Spelts		
Sorghum		
Sugar Beets		
Wheat	12	18

Stock	Number in 1917	Number in 1918
Hogs	6	2
Horses	4	4
Milch Cows	9	9
Other Cattle	9	11
Poultry	75	75
Sheep		

Silos now erected _____
 To be erected in 1918 _____

DO YOU NEED MORE FARM LABOR?			
	Men	Women	Boys
How many?			
When?			
For how long?			
For what work?			
What nationality?			

Remarks: _____

The foregoing statement was made on the 23 day of May A. D. 1918.

J. Jenson
 Signature of Assessor.

This return is made to your County Auditor, and by him sent to J. A. O. Preus, State Auditor, State Capitol, St. Paul, Minn.

County Goodhue Township (City or Village) Roscoe

Name Erik Strand Post Office Address Pine Island R. F. D. No. _____

Nearest Shipping Point Zumbrota What Railroads C & N

Nationality or descent of farmer _____

FARM CROP AND LABOR REPORT

Crop	Acres in 1917	Acres in 1918
Barley	30	30
Beans		
Beets		
Buckwheat		
Corn	10	7
Fruit		
Hay	20	15
Oats	13	13
Potatoes	1/2	1/2
Rutabagas		
Rye		
Spelts		
Sorghum		
Sugar Beets		
Wheat	12	10

Stock	Number in 1917	Number in 1918
Hogs	6	2
Horses	4	4
Milch Cows	9	9
Other Cattle	9	11
Poultry	75	75
Sheep		

Silos now erected _____
To be erected in 1918 _____

DO YOU NEED MORE FARM LABOR?

	Men	Women	Boys
How many? _____			
When? _____			
For how long? _____			
For what work? _____			
What nationality? _____			

Remarks: _____

The foregoing statement was made on the 23 day of May A. D. 1918.

J. Jenson
Signature of Assessor.

This return is made to your County Auditor, and by him sent to J. A. O. Preus, State Auditor, State Capitol, St. Paul, Minn.

County Goodhue Township (City or Village) Roscoe

Name Wren Rude Post Office Address Pine Island R. F. D. No. _____

Nearest Shipping Point Zumbrota What Railroads C. G. W.

Nationality or descent of farmer _____

FARM CROP AND LABOR REPORT

Crop	Acres in 1917	Acres in 1918
Barley	30	60
Beans		
Beets		
Buckwheat		
Corn	17	16
Fruit		
Hay	25	25
Oats	22	18
Potatoes	1/2	1/2
Rutabagas		
Rye		10
Spelts		
Sorghum		
Sugar Beets <u>Flax & Sorghum</u>	15	8
Wheat	10	
<u>" & Oats</u>		25

Stock	Number in 1917	Number in 1918
Hogs	12	3
Horses	7	8
Milch Cows	20	20
Other Cattle	2	5
Poultry	50	50
Sheep		

Silos now erected _____
 To be erected in 1918 _____

DO YOU NEED MORE FARM LABOR?			
	Men	Women	Boys
How many?			
When?			
For how long?			
For what work?			
What nationality?			

Remarks: _____

The foregoing statement was made on the 23 day of May A. D. 1918.

J. J. Jensen
 Signature of Assessor.

This return is made to your County Auditor, and by him sent to J. A. O. Preus, State Auditor, State Capitol, St. Paul, Minn.

County Goodhue Township (City or Village) Roscoe

Name Andrew Finster Post Office Address Pine Island R. F. D. No. _____

Nearest Shipping Point Pine Island What Railroads C & W

Nationality or descent of farmer _____

FARM CROP AND LABOR REPORT

Crop	Acres in 1917	Acres in 1918
Barley	30	45
Beans		
Beets		
Buckwheat		
Corn	65	60
Fruit		
Hay	50	40
Oats	28	15
Potatoes	1	1
Rutabagas		
Rye		25
Spelts		
Sorghum		
Sugar Beets		
Wheat	25	
<u>wheat & Oats</u>		<u>25</u>

Stock	Number in 1917	Number in 1918
Hogs	90	23
Horses	10	10
Milch Cows	20	20
Other Cattle	60	50
Poultry	50	50
Sheep		

Silos now erected	1
To be erected in 1918	

DO YOU NEED MORE FARM LABOR?			
	Men	Women	Boys
How many?			
When?			
For how long?			
For what work?			
What nationality?			

Remarks: _____

The foregoing statement was made on the 6 day of June A. D. 1918.

J. Janson
Signature of Assessor.

This return is made to your County Auditor, and by him sent to J. A. O. Preus, State Auditor, State Capitol, St. Paul, Minn.

County Goodhue Township (City or Village) Roscoe

Name Wicks Bros Post Office Address Pine Island R. F. D. No. _____

Nearest Shipping Point Pine Island What Railroads C. & N. W.

Nationality or descent of farmer _____

FARM CROP AND LABOR REPORT

Crop	Acres in 1917	Acres in 1918
Barley	16	16
Beans		
Beets		
Buckwheat		
Corn	55	55
Fruit		
Hay	20	25
Oats	15	20
Potatoes	1/4	1/4
Rutabagas		
Rye		
Spelts		
Sorghum		
Sugar Beets		
Wheat		6

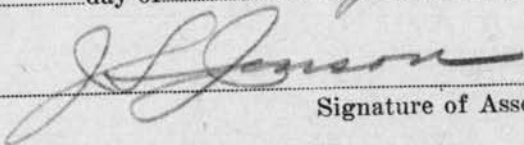
Stock	Number in 1917	Number in 1918
Hogs	40	17
Horses	5	5
Milch Cows	36	40
Other Cattle	18	18
Poultry	100	100
Sheep		

Silos now erected	1
To be erected in 1918	

DO YOU NEED MORE FARM LABOR?			
	Men	Women	Boys
How many?			
When?			
For how long?			
For what work?			
What nationality?			

Remarks: _____

The foregoing statement was made on the 11 day of May A. D. 1918.


 Signature of Assessor.

This return is made to your County Auditor, and by him sent to J. A. O. Preus, State Auditor, State Capitol, St. Paul, Minn.

County Goodhue Township (City or Village) Roscoe
 Name Henryj Bugan Post Office Address Pine Island R. F. D. No. _____
 Nearest Shipping Point Zumbrota What Railroads C G W
 Nationality or descent of farmer _____

FARM CROP AND LABOR REPORT

Crop	Acres in 1917	Acres in 1918
Barley	26	32
Beans		
Beets		
Buckwheat		
Corn	23	25
Fruit		
Hay	20	20
Oats	19	22
Potatoes	1/4	1/4
Rutabagas		
Rye	8	
Spelts		
Sorghum		
Sugar Beets		
Wheat	15	15

Stock	Number in 1917	Number in 1918
Hogs	35	48
Horses	6	6
Milch Cows	19	20
Other Cattle	6	11
Poultry	60	60
Sheep		1

Silos now erected	1
To be erected in 1918	

DO YOU NEED MORE FARM LABOR?			
	Men	Women	Boys
How many?			
When?			
For how long?			
For what work?			
What nationality?			

Remarks: _____

The foregoing statement was made on the 23 day of May A. D. 1918.

J. L. Jensen
 Signature of Assessor.

This return is made to your County Auditor, and by him sent to J. A. O. Preus, State Auditor, State Capitol, St. Paul, Minn.

County Goodhue Township (City or Village) Roscoe
 Name Johan Sunde Post Office Address Zumbrota R. F. D. No. _____
 Nearest Shipping Point Zumbrota What Railroads C. & N. W.
 Nationality or descent of farmer _____

FARM CROP AND LABOR REPORT

Crop	Acres in 1917	Acres in 1918
Barley	35	25
Beans		
Beets		
Buckwheat		
Corn	10	12
Fruit		
Hay	20	20
Oats	10	10
Potatoes	1	1/2
Rutabagas		
Rye	16	—
Spelts		
Sorghum		
Sugar Beets		
Wheat		23
11 & Oats	—	10

Stock	Number in 1917	Number in 1918
Hogs	32	25
Horses	7	7
Milch Cows	7	13
Other Cattle	12	12
Poultry	75	75
Sheep		

Silos now erected	
To be erected in 1918	1

DO YOU NEED MORE FARM LABOR?			
	Men	Women	Boys
How many?			
When?			
For how long?			
For what work?			
What nationality?			

Remarks: _____

The foregoing statement was made on the 7 day of June A. D. 1918.

J. P. Janson
 Signature of Assessor.

This return is made to your County Auditor, and by him sent to J. A. O. Preus, State Auditor, State Capitol, St. Paul, Minn.

County Goodhue Township (City or Village) Roscoe

Name Norman Sunde Post Office Address Zumbrota R. F. D. No. _____

Nearest Shipping Point Zumbrota What Railroads C. S. W.

Nationality or descent of farmer _____

FARM CROP AND LABOR REPORT

Crop	Aeres in 1917	Aeres in 1918
Barley	24	26
Beans		
Beets		
Buckwheat		
Corn	24	24
Fruit		
Hay	20	20
Oats	16	16
Potatoes	14	3/4
Rutabagas		
Rye		
Spelts		
Sorghum		
Sugar Beets		
Wheat	15	14


Stock	Number in 1917	Number in 1918
Hogs	3	3
Horses	6	6
Milch Cows	13	13
Other Cattle	30	38
Poultry	100	100
Sheep		

Silos now erected	1
To be erected in 1918	

DO YOU NEED MORE FARM LABOR?			
	Men	Women	Boys
How many?			
When?			
For how long?			
For what work?			
What nationality?			

Remarks: _____

The foregoing statement was made on the 7 day of June A. D. 1918.


 Signature of Assessor.

This return is made to your County Auditor, and by him sent to J. A. O. Preus, State Auditor, State Capitol, St. Paul, Minn.

County Goodhue Township (City or Village) Roscoe
 Name Albert Finstuen Post Office Address Zumbrota R. F. D. No. _____
 Nearest Shipping Point Zumbrota What Railroads C. G. W.
 Nationality or descent of farmer _____

FARM CROP AND LABOR REPORT

Crop	Acres in 1917	Acres in 1918
Barley	28	27
Beans		
Beets		
Buckwheat		
Corn	35	31
Fruit		
Hay	14	18
Oats	27	22
Potatoes	1	1
Rutabagas		
Rye		
Spelts		
Sorghum		
Sugar Beets		
Wheat	10	10

Stock	Number in 1917	Number in 1918
Hogs	20	2
Horses	6	6
Milch Cows	14	19
Other Cattle	12	9
Poultry	25	25
Sheep		

Silos now erected	1
To be erected in 1918	

DO YOU NEED MORE FARM LABOR?			
	Men	Women	Boys
How many?			
When?			
For how long?			
For what work?			
What nationality?			

Remarks: _____

The foregoing statement was made on the 6 day of June A. D. 1918.

J. L. Johnson
 Signature of Assessor.

This return is made to your County Auditor, and by him sent to J. A. O. Preus, State Auditor, State Capitol, St. Paul, Minn.

County Goodhue Township (City or Village) Roscoe

Name Archie Kemmerly Post Office Address Zumbrota R. F. D. No. _____

Nearest Shipping Point Zumbrota What Railroads C. G. W.

Nationality or descent of farmer _____

FARM CROP AND LABOR REPORT

Crop	Acres in 1917	Acres in 1918
Barley	3	1
Beans		
Beets		
Buckwheat		
Corn	18	14
Fruit		
Hay	16	22
Oats	19	19
Potatoes	14	14
Rutabagas		
Rye		
Spelts		
Sorghum		
Sugar Beets		
Wheat	5	3


Stock	Number in 1917	Number in 1918
Hogs	10	10
Horses	6	6
Milch Cows	27	26
Other Cattle	13	13
Poultry	60	40
Sheep		

Silos now erected	1
To be erected in 1918	

DO YOU NEED MORE FARM LABOR?			
	Men	Women	Boys
How many?			
When?			
For how long?			
For what work?			
What nationality?			

Remarks: _____

The foregoing statement was made on the 31 day of May A. D. 1918.


 Signature of Assessor.

This return is made to your County Auditor, and by him sent to J. A. O. Preus, State Auditor, State Capitol, St. Paul, Minn.

County Goodhue Township (City or Village) Roscoe

Name Edwin Haven Post Office Address Zumbrota R. F. D. No. _____

Nearest Shipping Point Zumbrota What Railroads C. G. W.

Nationality or descent of farmer _____

FARM CROP AND LABOR REPORT

Crop	Acres in 1917	Acres in 1918
Barley	30	25
Beans		
Beets		
Buckwheat		
Corn	35	20
Fruit		
Hay	15	15
Oats	18	20
Potatoes	1/2	1/2
Rutabagas		
Rye		
Spelts		
Sorghum		
Sugar Beets		
Wheat		12

Stock	Number in 1917	Number in 1918
Hogs	25	28
Horses	10	10
Milch Cows	23	23
Other Cattle	12	12
Poultry	100	50
Sheep		

Silos now erected	1
To be erected in 1918	

DO YOU NEED MORE FARM LABOR?			
	Men	Women	Boys
How many?			
When?			
For how long?			
For what work?			
What nationality?			

Remarks: _____

The foregoing statement was made on the 1 day of June A. D. 1918.

J. S. Jensen
Signature of Assessor.

This return is made to your County Auditor, and by him sent to J. A. O. Preus, State Auditor, State Capitol, St. Paul, Minn.

County Goodhue Township (City or Village) Roscoe

Name Elai Moskeri Post Office Address Zumbrook R. F. D. No. _____

Nearest Shipping Point Wanamings What Railroads C M & St P

Nationality or descent of farmer _____

FARM CROP AND LABOR REPORT

Crop	Acres in 1917	Acres in 1918
Barley	30	25
Beans		
Beets		
Buckwheat		
Corn	20	20
Fruit		
Hay	15	20
Oats	10	15
Potatoes	1/4	1/4
Rutabagas		
Rye	12	12
Spelts		
Sorghum		
Sugar Beets		
Wheat <u>& oats</u>	15	15

Stock	Number in 1917	Number in 1918
Hogs	20	4
Horses	7	7
Milch Cows	20	20
Other Cattle	10	10
Poultry	150	150
Sheep	1	1

Silos now erected	1
To be erected in 1918	

DO YOU NEED MORE FARM LABOR?			
	Men	Women	Boys
How many?			
When?			
For how long?			
For what work?			
What nationality?			

Remarks: _____

The foregoing statement was made on the 13 day of May A. D. 1918.

J. S. Jensen
Signature of Assessor.

This return is made to your County Auditor, and by him sent to J. A. O. Preus, State Auditor, State Capitol, St. Paul, Minn.

County Goodhue Township (City or Village) Roscoe

Name Anton Holthe Post Office Address Zumbrota R. F. D. No. _____

Nearest Shipping Point Wanamings What Railroads Ch & St P

Nationality or descent of farmer _____

FARM CROP AND LABOR REPORT

Crop	Acres in 1917	Acres in 1918
Barley	12	17
Beans		
Beets		
Buckwheat		
Corn	25	20
Fruit		
Hay	16	16
Oats	12	12
Potatoes		
Rutabagas		
Rye		
Spelts		
Sorghum		
Wheat & Flax Sugar Beets	12	11
Wheat	8	

Stock	Number in 1917	Number in 1918
Hogs	50	37
Horses	7	6
Milch Cows	16	17
Other Cattle	5	5
Poultry	140	140
Sheep		

Silos now erected	1
To be erected in 1918	

DO YOU NEED MORE FARM LABOR?			
	Men	Women	Boys
How many?			
When?			
For how long?			
For what work?			
What nationality?			

Remarks: _____

The foregoing statement was made on the 13 day of May A. D. 1918.

J. L. Johnson
Signature of Assessor.

This return is made to your County Auditor, and by him sent to J. A. O. Preus, State Auditor, State Capitol, St. Paul, Minn.

County Goodhue Township (City or Village) Roscoe

Name Finstuen Bros Post Office Address Zumbrota R. F. D. No. _____

Nearest Shipping Point Zumbrota What Railroads C & W

Nationality or descent of farmer _____

FARM CROP AND LABOR REPORT

Crop	Acres in 1917	Acres in 1918
Barley	30	25
Beans		
Beets		
Buckwheat		
Corn	30	26
Fruit		
Hay	30	40
Oats	25	25
Potatoes	1/2	1/2
Rutabagas		
Rye		
Spelts		
Sorghum		
Sugar Beets		
Wheat		4

Stock	Number in 1917	Number in 1918
Hogs	58	8
Horses	6	6
Milch Cows	20	20
Other Cattle	6	8
Poultry	25	25
Sheep		

Silos now erected	1
To be erected in 1918	

DO YOU NEED MORE FARM LABOR?			
	Men	Women	Boys
How many?			
When?			
For how long?			
For what work?			
What nationality?			

Remarks: _____

The foregoing statement was made on the 23 day of May A. D. 1918.

J. J. Jensen
Signature of Assessor.

This return is made to your County Auditor, and by him sent to J. A. O. Preus, State Auditor, State Capitol, St. Paul, Minn.

County Goodhue Township (City or Village) Roscoe

Name Ellison Bros Post Office Address West Concord R. F. D. No. _____

Nearest Shipping Point Wauwaminigo What Railroads C. M. & St. P.

Nationality or descent of farmer _____

FARM CROP AND LABOR REPORT

Crop	Acres in 1917	Acres in 1918
Barley	8	7
Beans		
Beets		
Buckwheat		
Corn	30	30
Fruit		
Hay	20	15
Oats	18	28
Potatoes	1/4	1/4
Rutabagas		
Rye		
Spelts		
Sorghum		
Sugar Beets		
Wheat		

Stock	Number in 1917	Number in 1918
Hogs	35	3
Horses	8	5
Milch Cows	17	21
Other Cattle	2	12
Poultry	150	150
Sheep		

Silos now erected	1
To be erected in 1918	

DO YOU NEED MORE FARM LABOR?			
	Men	Women	Boys
How many?			
When?			
For how long?			
For what work?			
What nationality?			

Remarks: _____

The foregoing statement was made on the 15 day of May A. D. 1918.

J. S. Jensen
Signature of Assessor.

This return is made to your County Auditor, and by him sent to J. A. O. Preus, State Auditor, State Capitol, St. Paul, Minn.

County Goodhue Township (City or Village) Rescue

Name Carl Beckstrom Post Office Address West Concord R. F. D. No. _____

Nearest Shipping Point Wanamings What Railroads C. & N. St. P.

Nationality or descent of farmer _____

FARM CROP AND LABOR REPORT

Crop	Acres in 1917	Acres in 1918
Barley	30	26
Beans		
Beets		
Buckwheat		
Corn	30	16
Fruit		
Hay	35	38
Oats	13	16
Potatoes	1/2	1/2
Rutabagas		
Rye		
Spelts		
Sorghum		
Sugar Beets		
Wheat	11	8

Stock	Number in 1917	Number in 1918
Hogs	13	15
Horses	6	6
Milch Cows	20	24
Other Cattle	10	12
Poultry	125	125
Sheep		

Silos now erected	1
To be erected in 1918	

DO YOU NEED MORE FARM LABOR?			
	Men	Women	Boys
How many?			
When?			
For how long?			
For what work?			
What nationality?			

Remarks: _____

The foregoing statement was made on the 16 day of May A. D. 1918.

J. S. Jensen
Signature of Assessor.

This return is made to your County Auditor, and by him sent to J. A. O. Preus, State Auditor, State Capitol, St. Paul, Minn.

County Goodhue Township (City or Village) Rescue

Name Carl Beckstrom Post Office Address West Concord R. F. D. No. _____

Nearest Shipping Point Wauwamingo What Railroads Cr. Rec. St. P.

Nationality or descent of farmer _____

FARM CROP AND LABOR REPORT

Crop	Acres in 1917	Acres in 1918
Barley	30	26
Beans		
Beets		
Buckwheat		
Corn	30	16
Fruit		
Hay	35	38
Oats	13	16
Potatoes	1/2	1/2
Rutabagas		
Rye		
Spelts		
Sorghum		
Sugar Beets		
Wheat	11	8

Stock	Number in 1917	Number in 1918
Hogs	13	15
Horses	6	6
Milch Cows	20	24
Other Cattle	10	12
Poultry	125	125
Sheep		

Silos now erected	1
To be erected in 1918	

DO YOU NEED MORE FARM LABOR?			
	Men	Women	Boys
How many?			
When?			
For how long?			
For what work?			
What nationality?			

Remarks: _____

The foregoing statement was made on the 16 day of May A. D. 1918.

J. S. Jensen
Signature of Assessor.

This return is made to your County Auditor, and by him sent to J. A. O. Preus, State Auditor, State Capitol, St. Paul, Minn.

County Goodhue Township (City or Village) Roscoe
 Name L. J. Trulstad Farm Owned By Elling Erickson Post Office Address West Concord R. F. D. No. _____
 Nearest Shipping Point Zumbrota What Railroads C. & N.
 Nationality or descent of farmer _____

FARM CROP AND LABOR REPORT

Crop	Acres in 1917	Acres in 1918
Barley	14	14
Beans		
Beets		
Buckwheat		
Corn	20	18
Fruit		
Hay	10	18
Oats	11	13
Potatoes	1/2	1/2
Rutabagas		
Rye		
Spelts		
Sorghum		
Sugar Beets		
Wheat		

Stock	Number in 1917	Number in 1918
Hogs	3	4
Horses	3	4
Milch Cows	17	19
Other Cattle	4	6
Poultry	100	100
Sheep		

Silos now erected	
To be erected in 1918	1

DO YOU NEED MORE FARM LABOR?

	Men	Women	Boys
How many?			
When?			
For how long?			
For what work?			
What nationality?			

Remarks: _____

The foregoing statement was made on the 8 day of May A. D. 1918.

J. J. Jensen
 Signature of Assessor.

This return is made to your County Auditor, and by him sent to J. A. O. Preus, State Auditor, State Capitol, St. Paul, Minn.

County Goodhue Township (City or Village) Roscoe

Name T. O. Sundry Post Office Address Kenyon R. F. D. No. _____

Nearest Shipping Point Wanamingo What Railroads C. M. & St P

Nationality or descent of farmer _____

FARM CROP AND LABOR REPORT

Crop	Acres in 1917	Acres in 1918
Barley	18	25
Beans		
Beets		
Buckwheat		
Corn	32	16
Fruit		
Hay	26	26
Oats	18	18
Potatoes	2	4
Rutabagas		
Rye		16
Spelts		
Sorghum		
Sugar Beets		
Wheat & Flax		37

Stock	Number in 1917	Number in 1918
Hogs	30	24
Horses	7	7
Milch Cows	20	22
Other Cattle	26	14
Poultry	150	150
Sheep		

Silos now erected	
To be erected in 1918	1

DO YOU NEED MORE FARM LABOR?			
	Men	Women	Boys
How many?			
When?			
For how long?			
For what work?			
What nationality?			

Remarks: _____

The foregoing statement was made on the 16 day of May A. D. 1918.

J. J. Jensen
Signature of Assessor.

This return is made to your County Auditor, and by him sent to J. A. O. Preus, State Auditor, State Capitol, St. Paul, Minn.

County Goodhue Township (City or Village) Roscoe
 Name Myrl Weckerling Post Office Address Zumbrota R. F. D. No. _____
 Nearest Shipping Point Zumbrota What Railroads C. & N.
 Nationality or descent of farmer _____

FARM CROP AND LABOR REPORT

Crop	Acres in 1917	Acres in 1918
Barley	25	25
Beans		
Beets		
Buckwheat		
Corn	20	15
Fruit		
Hay	15	15
Oats	10	18
Potatoes	1/4	1/4
Rutabagas		
Rye		
Spelts		
Sorghum		
Sugar Beets		
Wheat		

Stock	Number in 1917	Number in 1918
Hogs	35	20
Horses	4	5
Milch Cows	6	15
Other Cattle	13	4
Poultry	40	40
Sheep		

Silos now erected	
To be erected in 1918	

DO YOU NEED MORE FARM LABOR?			
	Men	Women	Boys
How many?			
When?			
For how long?			
For what work?			
What nationality?			

Remarks: _____

The foregoing statement was made on the 8 day of June A. D. 1918.

J. S. Jensen
 Signature of Assessor.

This return is made to your County Auditor, and by him sent to J. A. O. Preus, State Auditor, State Capitol, St. Paul, Minn.