



## Farm Crop and Labor Reports

### **Copyright Notice:**

This material may be protected by copyright law (U.S. Code, Title 17). Researchers are liable for any infringement. For more information, visit [www.mnhs.org/copyright](http://www.mnhs.org/copyright).

Perry

Perry

County Lac Qui Parle Township (City or Village) Perry

Name \_\_\_\_\_ Post Office Address \_\_\_\_\_ R. F. D. No. \_\_\_\_\_

Nearest Shipping Point \_\_\_\_\_ What Railroads \_\_\_\_\_

Nationality or descent of farmer \_\_\_\_\_

### FARM CROP AND LABOR REPORT

Crop	Acres in 1917	Acres in 1918
Barley	1221 $\frac{1}{2}$	2599
Beans	$\frac{1}{2}$	
Beets		
Buckwheat		
Corn	2783	2477
Fruit	5 $\frac{1}{4}$	5 $\frac{1}{4}$
Hay	1220	1211
Oats	2169	2217
Potatoes	62 $\frac{3}{4}$	64
Rutabagas		
Rye	710	879
Spelts	100 $\frac{1}{2}$	86
Sorghum		
Sugar Beets		
Wheat	6482	6902

Stock	Number in 1917	Number in 1918
Hogs	1530	1334
Horses	705	644
Milch Cows	397	413
Other Cattle	604	675
Poultry	6620	6624
Sheep	30	40

Silos now erected	
To be erected in 1918	

DO YOU NEED MORE FARM LABOR?			
	Men	Women	Boys
How many?			
When?			
For how long?			
For what work?			
What nationality?			

Remarks: \_\_\_\_\_  
 \_\_\_\_\_  
 \_\_\_\_\_

The foregoing statement was made on the \_\_\_\_\_ day of \_\_\_\_\_ A. D. 1918.

\_\_\_\_\_  
Signature of Assessor.

This return is made to your County Auditor, and by him sent to J. A. O. Preus, State Auditor, State Capitol, St. Paul, Minn.

County Lac qui Parle Township (City or Village) Derry  
 Name Bertha Borchardt Post Office Address Bellingham R. F. D. No. \_\_\_\_\_  
 Nearest Shipping Point Bellingham What Railroads S. N.  
 Nationality or descent of farmer German

### FARM CROP AND LABOR REPORT

Crop	Acres in 1917	Acres in 1918
Barley	10	10
Beans		
Beets		
Buckwheat		
Corn	30	35
Fruit		
Hay	10	10
Oats	13	18
Potatoes	1	1
Rutabagas		
Rye		
Spelts	14	14
Sorghum		
Sugar Beets		
Wheat	11	15

Stock	Number in 1917	Number in 1918
Hogs	15	29
Horses	4	6
Milch Cows	3	3
Other Cattle	8	10
Poultry	50	20
Sheep	15	19

Silos now erected \_\_\_\_\_  
 To be erected in 1918 \_\_\_\_\_

DO YOU NEED MORE FARM LABOR?			
	Men	Women	Boys
How many?			
When?			
For how long?			
For what work?			
What nationality?			

Remarks: \_\_\_\_\_  
 \_\_\_\_\_  
 \_\_\_\_\_

The foregoing statement was made on the \_\_\_\_\_ day of \_\_\_\_\_ A. D. 1918.

John Schloer  
 Signature of Assessor.

This return is made to your County Auditor, and by him sent to J. A. O. Preus, State Auditor, State Capitol, St. Paul, Minn.

County Logan Paul Township (City or Village) Perry  
 Name A. J. DeSteele Post Office Address Beemans R. F. D. No. \_\_\_\_\_  
 Nearest Shipping Point Beemans What Railroads B. N.  
 Nationality or descent of farmer Norwage

### FARM CROP AND LABOR REPORT

Crop	Acres in 1917	Acres in 1918
Barley	15	10
Beans		
Beets		
Buckwheat		
Corn	80	30
Fruit		
Hay		
Oats	20	30
Potatoes	1/2	1/2
Rutabagas		
Rye		
Spelts		
Sorghum		
Sugar Beets		
Wheat	100	150

Stock	Number in 1917	Number in 1918
Hogs		2
Horses	8	6
Milch Cows	2	3
Other Cattle	2	6
Poultry	50	50
Sheep		

Silos now erected	
To be erected in 1918	

DO YOU NEED MORE FARM LABOR?			
	Men	Women	Boys
How many?			
When?			
For how long?			
For what work?			
What nationality?			

Remarks: \_\_\_\_\_  
 \_\_\_\_\_  
 \_\_\_\_\_

The foregoing statement was made on the \_\_\_\_\_ day of \_\_\_\_\_ A. D. 1918.

John Schlosser  
 Signature of Assessor.

This return is made to your County Auditor, and by him sent to J. A. O. Preus, State Auditor, State Capitol, St. Paul, Minn.

County Gregg Pauls Township (City or Village) Perry  
 Name J. L. Paul Post Office Address Bellingham R. F. D. No. 2  
 Nearest Shipping Point Bellingham What Railroads G. N.  
 Nationality or descent of farmer American

### FARM CROP AND LABOR REPORT

Crop	Acres in 1917	Acres in 1918
Barley		
Beans		
Beets		
Buckwheat		
Corn	9	17
Fruit		
Hay	9	9
Oats	10	15
Potatoes	1/2	1/2
Rutabagas		
Rye	20	
Spelts		
Sorghum		
Sugar Beets		
Wheat	25	35

Stock	Number in 1917	Number in 1918
Hogs	13	3
Horses	3	3
Milch Cows	5	6
Other Cattle	2	1
Poultry	75	75
Sheep		

Silos now erected	
To be erected in 1918	

DO YOU NEED MORE FARM LABOR?			
	Men	Women	Boys
How many?			
When?			
For how long?			
For what work?			
What nationality?			

Remarks: \_\_\_\_\_  
 \_\_\_\_\_  
 \_\_\_\_\_

The foregoing statement was made on the \_\_\_\_\_ day of \_\_\_\_\_ A. D. 1918.

John Schuber  
 Signature of Assessor.

This return is made to your County Auditor, and by him sent to J. A. O. Preus, State Auditor, State Capitol, St. Paul, Minn.

County Lac qui Parle Township (City or Village) Perry  
 Name Edy Gruber Post Office Address Bellingham R. F. D. No. \_\_\_\_\_  
 Nearest Shipping Point Bellingham What Railroads N.H.  
 Nationality or descent of farmer German

### FARM CROP AND LABOR REPORT

Crop	Acres in 1917	Acres in 1918
Barley	12	13
Beans		
Beets		
Buckwheat		
Corn	33	20
Fruit		
Hay	6	6
Oats	20	20
Potatoes	1/2	1/2
Rutabagas		
Rye	20	
Spelts		
Sorghum		
Sugar Beets		
Wheat	75	50

Stock	Number in 1917	Number in 1918
Hogs	13	15
Horses	6	6
Milch Cows	4	4
Other Cattle	6	8
Poultry	75	60
Sheep		

Silos now erected	
To be erected in 1918	

DO YOU NEED MORE FARM LABOR?			
	Men	Women	Boys
How many?			
When?			
For how long?			
For what work?			
What nationality?			

Remarks: \_\_\_\_\_

The foregoing statement was made on the \_\_\_\_\_ day of \_\_\_\_\_ A. D. 1918.

John Schlosser  
 Signature of Assessor.

This return is made to your County Auditor, and by him sent to J. A. O. Preus, State Auditor, State Capitol, St. Paul, Minn.

County Lacqui Parle Township (City or Village) Bellingham  
 Name W. Grosenick Post Office Address Bellingham R. F. D. No. 2  
 Nearest Shipping Point Bellingham What Railroads Great Northern  
 Nationality or descent of farmer German

### FARM CROP AND LABOR REPORT

Crop	Acres in 1917	Acres in 1918
Barley	9	40
Beans		
Beets		
Buckwheat		
Corn	40	45
Fruit		
Hay	28	28
Oats	35	35
Potatoes	1 1/2	1 1/4
Rutabagas		
Rye	40	29
Spelts	2 1/2	
Sorghum		
Sugar Beets		
Wheat	100	120

Stock	Number in 1917	Number in 1918
Hogs	22	39
Horses	6	8
Milch Cows	9	9
Other Cattle	11	12
Poultry	60	14
Sheep		

Silos now erected \_\_\_\_\_  
 To be erected in 1918 \_\_\_\_\_

DO YOU NEED MORE FARM LABOR?			
	Men	Women	Boys
How many?			
When?			
For how long?			
For what work?			
What nationality?			

Remarks: \_\_\_\_\_  
 \_\_\_\_\_  
 \_\_\_\_\_

The foregoing statement was made on the \_\_\_\_\_ day of \_\_\_\_\_ A. D. 1918.

John Schloer  
 Signature of Assessor.

This return is made to your County Auditor, and by him sent to J. A. O. Preus, State Auditor, State Capitol, St. Paul, Minn.

County Lee Co Paul Township (City or Village) Bellvue  
 Name A. K. Doyle Post Office Address Bellvue R. F. D. No. 2  
 Nearest Shipping Point Bellvue What Railroads Gr. Port  
 Nationality or descent of farmer Irish American

**FARM CROP AND LABOR REPORT**

Crop	Acres in 1917	Acres in 1918
Barley	10	15
Beans		
Beets		
Buckwheat		
Corn	25	15
Fruit		
Hay	20	20
Oats	20	20
Potatoes	1	1
Rutabagas		
Rye		10
Spelts		
Sorghum		
Sugar Beets		
Wheat		12

Stock	Number in 1917	Number in 1918
Hogs	20	24
Horses	4	4
Milch Cows	6	8
Other Cattle	13	13
Poultry	45	75
Sheep		

Silos now erected \_\_\_\_\_  
 To be erected in 1918 \_\_\_\_\_

DO YOU NEED MORE FARM LABOR?			
	Men	Women	Boys
How many?			
When?			
For how long?			
For what work?			
What nationality?			

Remarks: \_\_\_\_\_  
 \_\_\_\_\_  
 \_\_\_\_\_

The foregoing statement was made on the \_\_\_\_\_ day of \_\_\_\_\_ A. D. 1918.

\_\_\_\_\_  
 Signature of Assessor.

This return is made to your County Auditor, and by him sent to J. A. O. Preus, State Auditor, State Capitol, St. Paul, Minn.

County Lac qui Parle Township (City or Village) Birmingham  
 Name Gustav Schipper Post Office Address Birmingham R. F. D. No. 2  
 Nearest Shipping Point Birmingham What Railroads Great Northern  
 Nationality or descent of farmer German

### FARM CROP AND LABOR REPORT

Crop	Acres in 1917	Acres in 1918
Barley	8	9
Beans		
Beets		
Buckwheat		
Corn	30	30
Fruit		
Hay		
Oats	20	20
Potatoes	14	14
Rutabagas		
Rye		
Spelts		
Sorghum		
Sugar Beets		
Wheat	50	56

Stock	Number in 1917	Number in 1918
Hogs	12	8
Horses	6	5
Milch Cows	3	3
Other Cattle	4	4
Poultry	60	95
Sheep		

Silos now erected	
To be erected in 1918	

DO YOU NEED MORE FARM LABOR?			
	Men	Women	Boys
How many?			
When?			
For how long?			
For what work?			
What nationality?			

Remarks: \_\_\_\_\_

The foregoing statement was made on the \_\_\_\_\_ day of \_\_\_\_\_ A. D. 1918.

John Schlosser  
 Signature of Assessor.

This return is made to your County Auditor, and by him sent to J. A. O. Preus, State Auditor, State Capitol, St. Paul, Minn.

County J. N. Rank Township (City or Village) Perry  
 Name J. N. Karels Post Office Address Bellingham R. F. D. No. 2  
 Nearest Shipping Point Bellingham What Railroads S. N.  
 Nationality or descent of farmer German

### FARM CROP AND LABOR REPORT

Crop	Acres in 1917	Acres in 1918
Barley	6	2
Beans		
Beets		
Buckwheat		
Corn	17	15
Fruit		
Hay	26	26
Oats	15	16
Potatoes	1/2	1/2
Rutabagas		
Rye		
Spelts	2	5
Sorghum		
Sugar Beets		
Wheat	28	40

Stock	Number in 1917	Number in 1918
Hogs	23	28
Horses	6	6
Milk Cows	7	7
Other Cattle	4	3
Poultry	120	180
Sheep		

Silos now erected \_\_\_\_\_  
 To be erected in 1918 \_\_\_\_\_

DO YOU NEED MORE FARM LABOR?			
	Men	Women	Boys
How many?			
When?			
For how long?			
For what work?			
What nationality?			

Remarks: \_\_\_\_\_  
 \_\_\_\_\_  
 \_\_\_\_\_

The foregoing statement was made on the \_\_\_\_\_ day of \_\_\_\_\_ A. D. 1918.

John Schlow  
 Signature of Assessor.

This return is made to your County Auditor, and by him sent to J. A. O. Preus, State Auditor, State Capitol, St. Paul, Minn.

County Louisa Park Township (City or Village) Perry  
 Name Leo Kottke Post Office Address Beechingham R. F. D. No. \_\_\_\_\_  
 Nearest Shipping Point Beechingham What Railroads B. & N.  
 Nationality or descent of farmer German

### FARM CROP AND LABOR REPORT

Crop	Acres in 1917	Acres in 1918
Barley	10	25
Beans		
Beets		
Buckwheat	<del>35</del>	
Corn	35	18
Fruit		
Hay		
Oats	20	20
Potatoes	1/2	1/2
Rutabagas		
Rye		20
Spelts	2	2
Sorghum		
Sugar Beets		
Wheat	90	95

Stock	Number in 1917	Number in 1918
Hogs	10	6
Horses	4	6
Milch Cows	2	4
Other Cattle	2	4
Poultry	120	120
Sheep		

Silos now erected	
To be erected in 1918	

DO YOU NEED MORE FARM LABOR?			
	Men	Women	Boys
How many?			
When?			
For how long?			
For what work?			
What nationality?			

Remarks: \_\_\_\_\_

The foregoing statement was made on the \_\_\_\_\_ day of \_\_\_\_\_ A. D. 1918.

John Schusser  
 Signature of Assessor.

This return is made to your County Auditor, and by him sent to J. A. O. Preus, State Auditor, State Capitol, St. Paul, Minn.

County Lac qui Parle Township (City or Village) Bellingham  
 Name Joseph Linn Post Office Address Bellingham R. F. D. No. 2  
 Nearest Shipping Point Bellingham What Railroads Great Northern  
 Nationality or descent of farmer German

### FARM CROP AND LABOR REPORT

Crop	Acres in 1917	Acres in 1918
Barley	9	
Beans	1/2	
Beets		
Buckwheat		
Corn	13	12
Fruit		
Hay	2	1/2
Oats	12	15
Potatoes	1	3/4
Rutabagas		
Rye		
Spelts		2
Sorghum		
Sugar Beets		
Wheat	40	40

Stock	Number in 1917	Number in 1918
Hogs	25	14
Horses	4	5
Milk Cows	5	3
Other Cattle	8	8
Poultry	60	50
Sheep		

Silos now erected	
To be erected in 1918	

DO YOU NEED MORE FARM LABOR?			
	Men	Women	Boys
How many?			
When?			
For how long?			
For what work?			
What nationality?			

Remarks: \_\_\_\_\_

The foregoing statement was made on the \_\_\_\_\_ day of \_\_\_\_\_ A. D. 1918.

John Scherer  
 Signature of Assessor.

This return is made to your County Auditor, and by him sent to J. A. O. Preus, State Auditor, State Capitol, St. Paul, Minn.

County Lac qui Parle Township (City or Village) Bellingham  
 Name Gust Wilbandt Post Office Address Bellingham R. F. D. No. \_\_\_\_\_  
 Nearest Shipping Point Bellingham What Railroads Great Northern  
 Nationality or descent of farmer German

### FARM CROP AND LABOR REPORT

Crop	Acres in 1917	Acres in 1918
Barley	6	
Beans		
Beets		
Buckwheat		
Corn	16	15
Fruit		
Hay	30	30
Oats	15	20
Potatoes	1/2	1/2
Rutabagas		
Rye		
Spelts		
Sorghum		
Sugar Beets		
Wheat	65	90

Stock	Number in 1917	Number in 1918
Hogs	2	
Horses	3	3
Milch Cows	1	2
Other Cattle	2	2
Poultry	20	50
Sheep		

Silos now erected	
To be erected in 1918	

DO YOU NEED MORE FARM LABOR?			
	Men	Women	Boys
How many?			
When?			
For how long?			
For what work?			
What nationality?			

Remarks: \_\_\_\_\_

The foregoing statement was made on the \_\_\_\_\_ day of \_\_\_\_\_ A. D. 1918.

John Schlosser  
 Signature of Assessor.

This return is made to your County Auditor, and by him sent to J. A. O. Preus, State Auditor, State Capitol, St. Paul, Minn.

County Lac qui Parle Township (City or Village) Perry  
 Name Wm Meyenburg Post Office Address Birmingham E. F. D. No. \_\_\_\_\_  
 Nearest Shipping Point Birmingham What Railroads A. N.  
 Nationality or descent of farmer German

### FARM CROP AND LABOR REPORT

Crop	Acres in 1917	Acres in 1918
Barley		
Beans		
Beets		
Buckwheat		
Corn	20	20
Fruit		
Hay	10	10
Oats	20	20
Potatoes	1/2	1/2
Rutabagas		
Rye		
Spelts		
Sorghum		
Sugar Beets		
Wheat	90	95

Stock	Number in 1917	Number in 1918
Hogs	13	13
Horses	4	4
Milch Cows	3	3
Other Cattle		
Poultry	50	50
Sheep		

Silos now erected	
To be erected in 1918	

DO YOU NEED MORE FARM LABOR?			
	Men	Women	Boys
How many?			
When?			
For how long?			
For what work?			
What nationality?			

Remarks: \_\_\_\_\_  
 \_\_\_\_\_  
 \_\_\_\_\_

The foregoing statement was made on the \_\_\_\_\_ day of \_\_\_\_\_ A. D. 1918.

John Schwan  
 Signature of Assessor.

This return is made to your County Auditor, and by him sent to J. A. O. Preus, State Auditor, State Capitol, St. Paul, Minn.

County Lacqui Parle Township (City or Village) Perry  
 Name Best Yechon Post Office Address Birmingham R. F. D. No. \_\_\_\_\_  
 Nearest Shipping Point Birmingham What Railroads B. N.  
 Nationality or descent of farmer N.

### FARM CROP AND LABOR REPORT

Crop	Acres in 1917	Acres in 1918
Barley		45
Beans		
Beets		
Buckwheat		
Corn		25
Fruit		
Hay		25
Oats		60
Potatoes		1/2
Rutabagas		
Rye		20
Spelts		
Sorghum		
Sugar Beets		
Wheat		105

Stock	Number in 1917	Number in 1918
Hogs		32
Horses		10
Milch Cows		4
Other Cattle		4
Poultry		95
Sheep		

Silos now erected \_\_\_\_\_  
 To be erected in 1918 \_\_\_\_\_

DO YOU NEED MORE FARM LABOR?			
	Men	Women	Boys
How many?			
When?			
For how long?			
For what work?			
What nationality?			

Remarks: \_\_\_\_\_  
 \_\_\_\_\_  
 \_\_\_\_\_

The foregoing statement was made on the \_\_\_\_\_ day of \_\_\_\_\_ A. D. 1918.

John Schlow  
 Signature of Assessor.

This return is made to your County Auditor, and by him sent to J. A. O. Preus, State Auditor, State Capitol, St. Paul, Minn.

County Lac qui Parle Township (City or Village) Bellingham  
 Name August Hitz Post Office Address Bellingham R. F. D. No. 2  
 Nearest Shipping Point Bellingham What Railroads Great Northern  
 Nationality or descent of farmer German

### FARM CROP AND LABOR REPORT

Crop	Acres in 1917	Acres in 1918
Barley	18	5
Beans		
Beets		
Buckwheat		
Corn	20	20
Fruit		
Hay	20	20
Oats	18	18
Potatoes	14	14
Rutabagas		
Rye		
Spelts		
Sorghum		
Sugar Beets		
Wheat	35	70

Stock	Number in 1917	Number in 1918
Hogs	4	12
Horses	5	5
Milch Cows	6	6
Other Cattle	8	8
Poultry	125	125
Sheep		

Silos now erected	
To be erected in 1918	

DO YOU NEED MORE FARM LABOR?			
	Men	Women	Boys
How many?			
When?			
For how long?			
For what work?			
What nationality?			

Remarks: \_\_\_\_\_

The foregoing statement was made on the \_\_\_\_\_ day of \_\_\_\_\_ A. D. 1918.

John Schlosser  
 Signature of Assessor.

This return is made to your County Auditor, and by him sent to J. A. O. Preus, State Auditor, State Capitol, St. Paul, Minn.

County Lacqui Parle Township (City or Village) Bellingham  
 Name Christ J. Miller Post Office Address Bellingham R. F. D. No. 2  
 Nearest Shipping Point Bellingham What Railroads Erie & Pa.  
 Nationality or descent of farmer Ir.

### FARM CROP AND LABOR REPORT

Crop	Acres in 1917	Acres in 1918
Barley	10	
Beans		
Beets		
Buckwheat		
Corn	20	20
Fruit		
Hay	8	8
Oats	10	10
Potatoes	1/2	1/2
Rutabagas		
Rye		
Spelts	1	
Sorghum		
Sugar Beets		
Wheat	45	55

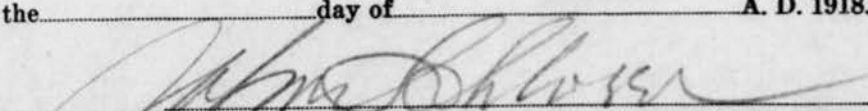
Stock	Number in 1917	Number in 1918
Hogs		
Horses		
Milch Cows		
Other Cattle		
Poultry		
Sheep		

Silos now erected	
To be erected in 1918	

DO YOU NEED MORE FARM LABOR?			
	Men	Women	Boys
How many?			
When?			
For how long?			
For what work?			
What nationality?			

Remarks: \_\_\_\_\_  
 \_\_\_\_\_  
 \_\_\_\_\_

The foregoing statement was made on the \_\_\_\_\_ day of \_\_\_\_\_ A. D. 1918.

  
 Signature of Assessor.

This return is made to your County Auditor, and by him sent to J. A. O. Preus, State Auditor, State Capitol, St. Paul, Minn.

County Lac qui Parle Township (City or Village) Birmingham  
 Name Albert J. Pillaatke Post Office Address Birmingham R. F. D. No. \_\_\_\_\_  
 Nearest Shipping Point Birmingham What Railroads Great Northern  
 Nationality or descent of farmer German

### FARM CROP AND LABOR REPORT

Crop	Acres in 1917	Acres in 1918
Barley		
Beans		
Beets		
Buckwheat		
Corn	15	15
Fruit		
Hay	25	25
Oats	30	35
Potatoes	1/2	1/2
Rutabagas		
Rye	20	20
Spelts		
Sorghum		
Sugar Beets		
Wheat	100	85

Stock	Number in 1917	Number in 1918
Hogs		
Horses		
Milch Cows		
Other Cattle		
Poultry		
Sheep		

Silos now erected	
To be erected in 1918	

DO YOU NEED MORE FARM LABOR?			
	Men	Women	Boys
How many?			
When?			
For how long?			
For what work?			
What nationality?			

Remarks: \_\_\_\_\_  
 \_\_\_\_\_  
 \_\_\_\_\_

The foregoing statement was made on the \_\_\_\_\_ day of \_\_\_\_\_ A. D. 1918.

John Schlosser  
 Signature of Assessor.

This return is made to your County Auditor, and by him sent to J. A. O. Preus, State Auditor, State Capitol, St. Paul, Minn.

County Lacqui Parle Township (City or Village) Dunbar  
 Name Carl Roberts Post Office Address Dunbar R. F. D. No. 2  
 Nearest Shipping Point Bellemeigham What Railroads B. N.  
 Nationality or descent of farmer German

### FARM CROP AND LABOR REPORT

Crop	Acres in 1917	Acres in 1918
Barley	25	25
Beans		
Beets		
Buckwheat		
Corn	70	80
Fruit	1/2	1/2
Hay	12	20
Oats	30	30
Potatoes	1	1
Rutabagas		
Rye	17	12
Spelts	3	5
Sorghum		
Sugar Beets		
Wheat	200	200

Stock	Number in 1917	Number in 1918
Hogs	22	18
Horses	14	14
Milch Cows	6	6
Other Cattle	20	28
Poultry	100	150
Sheep		

Silos now erected	
To be erected in 1918	

DO YOU NEED MORE FARM LABOR?			
	Men	Women	Boys
How many?			
When?			
For how long?			
For what work?			
What nationality?			

Remarks: \_\_\_\_\_

The foregoing statement was made on the \_\_\_\_\_ day of \_\_\_\_\_ A. D. 1918.

John Schlueter  
 Signature of Assessor.

This return is made to your County Auditor, and by him sent to J. A. O. Preus, State Auditor, State Capitol, St. Paul, Minn.

County Lacqui Parle Township (City or Village) Perry  
 Name Mr. Emil Hansen Post Office Address Bellingham R. F. D. No. 2  
 Nearest Shipping Point Bellingham What Railroads Great Northern  
 Nationality or descent of farmer German

### FARM CROP AND LABOR REPORT

Crop	Acres in 1917	Acres in 1918
Barley	15	15
Beans		
Beets		
Buckwheat		
Corn	10	10
Fruit		
Hay		
Oats	15	14
Potatoes	1/2	1/2
Rutabagas		
Rye		
Spelts		
Sorghum		
Sugar Beets		
Wheat	60	60

Stock	Number in 1917	Number in 1918
Hogs	9	9
Horses	9	9
Milch Cows	4	4
Other Cattle	8	8
Poultry	65	65
Sheep		

Silos now erected	
To be erected in 1918	

DO YOU NEED MORE FARM LABOR?			
	Men	Women	Boys
How many?			
When?			
For how long?			
For what work?			
What nationality?			

Remarks: \_\_\_\_\_  
 \_\_\_\_\_  
 \_\_\_\_\_

The foregoing statement was made on the \_\_\_\_\_ day of \_\_\_\_\_ A. D. 1918.

*John Schewe*  
 Signature of Assessor.

This return is made to your County Auditor, and by him sent to J. A. O. Preus, State Auditor, State Capitol, St. Paul, Minn.

County Louqui Paine Township (City or Village) Perry  
 Name Jessie B. Booth Post Office Address Bullingham R. F. D. No. 2  
 Nearest Shipping Point Bullingham What Railroads B. N.  
 Nationality or descent of farmer Marriage

### FARM CROP AND LABOR REPORT

Crop	Acres in 1917	Acres in 1918
Barley		
Beans		
Beets		
Buckwheat		
Corn	22	20
Fruit		
Hay		
Oats	35	24
Potatoes	1/2	1/2
Rutabagas		
Rye	28	28
Spelts		
Sorghum		
Sugar Beets		
Wheat	70	80

Stock	Number in 1917	Number in 1918
Hogs	12	4
Horses	6	6
Milch Cows	4	4
Other Cattle	1	5
Poultry	50	40
Sheep		

Silos now erected	
To be erected in 1918	

DO YOU NEED MORE FARM LABOR?			
	Men	Women	Boys
How many?			
When?			
For how long?			
For what work?			
What nationality?			

Remarks: \_\_\_\_\_  
 \_\_\_\_\_  
 \_\_\_\_\_

The foregoing statement was made on the \_\_\_\_\_ day of \_\_\_\_\_ A. D. 1918.

\_\_\_\_\_  
 Signature of Assessor.

This return is made to your County Auditor, and by him sent to J. A. O. Preus, State Auditor, State Capitol, St. Paul, Minn.

County Langdon Park Township (City or Village) Perry  
 Name Julius Blum Post Office Address Birmingham R. F. D. No. 2  
 Nearest Shipping Point Birmingham What Railroads B. N.  
 Nationality or descent of farmer German

### FARM CROP AND LABOR REPORT

Crop	Acres in 1917	Acres in 1918
Barley	16	18
Beans		
Beets		
Buckwheat		
Corn	20	20
Fruit		
Hay	8	8
Oats	15	15
Potatoes	1/2	1/2
Rutabagas		
Rye		
Spelts		
Sorghum		
Sugar Beets		
Wheat	22	30

Stock	Number in 1917	Number in 1918
Hogs	6	6
Horses	5	4
Milch Cows	4	5
Other Cattle	3	5
Poultry	75	100
Sheep		

Silos now erected	
To be erected in 1918	

DO YOU NEED MORE FARM LABOR?			
	Men	Women	Boys
How many?			
When?			
For how long?			
For what work?			
What nationality?			

Remarks: \_\_\_\_\_  
 \_\_\_\_\_  
 \_\_\_\_\_

The foregoing statement was made on the \_\_\_\_\_ day of \_\_\_\_\_ A. D. 1918.

John Schwan  
 Signature of Assessor.

This return is made to your County Auditor, and by him sent to J. A. O. Preus, State Auditor, State Capitol, St. Paul, Minn.

County Loquai Paule Township (City or Village) Bellingham  
 Name John Beckwith Post Office Address Bellingham R. F. D. No. 2  
 Nearest Shipping Point Bellingham What Railroads Great Northern  
 Nationality or descent of farmer German

### FARM CROP AND LABOR REPORT

Crop	Acres in 1917	Acres in 1918
Barley	25	30
Beans		
Beets		
Buckwheat		
Corn	50	50
Fruit		
Hay	50	50
Oats	40	40
Potatoes	2	2
Rutabagas		
Rye	57	60
Spelts	5	
Sorghum		
Sugar Beets		
Wheat	140	140

Stock	Number in 1917	Number in 1918
Hogs	30	36
Horses	14	15
Milch Cows	9	12
Other Cattle	20	29
Poultry	100	100
Sheep		

Silòs now erected	
To be erected in 1918	

DO YOU NEED MORE FARM LABOR?			
	Men	Women	Boys
How many?			
When?			
For how long?			
For what work?			
What nationality?			

Remarks: \_\_\_\_\_  
 \_\_\_\_\_  
 \_\_\_\_\_

The foregoing statement was made on the \_\_\_\_\_ day of \_\_\_\_\_ A. D. 1918.

John Schlueter  
 Signature of Assessor.

This return is made to your County Auditor, and by him sent to J. A. O. Preus, State Auditor, State Capitol, St. Paul, Minn.

County Lac qui Parle Township (City or Village) Perry  
 Name W. R. Burkner Post Office Address Bellingham R. F. D. No. \_\_\_\_\_  
 Nearest Shipping Point Bellingham What Railroads B. N.  
 Nationality or descent of farmer German

### FARM CROP AND LABOR REPORT

Crop	Acres in 1917	Acres in 1918
Barley	18	20
Beans		
Beets		
Buckwheat		
Corn	25	25
Fruit	1/2	1/2
Hay	30	30
Oats	25	25
Potatoes	1	1
Rutabagas		
Rye		
Spelts		
Sorghum		
Sugar Beets		
Wheat	20	20

Stock	Number in 1917	Number in 1918
Hogs	50	38
Horses	12	10
Milch Cows	11	9
Other Cattle	10	19
Poultry	100	100
Sheep	6	3

Silos now erected	
To be erected in 1918	

DO YOU NEED MORE FARM LABOR?			
	Men	Women	Boys
How many?			
When?			
For how long?			
For what work?			
What nationality?			

Remarks: \_\_\_\_\_  
 \_\_\_\_\_  
 \_\_\_\_\_

The foregoing statement was made on the \_\_\_\_\_ day of \_\_\_\_\_ A. D. 1918.

John Schlorer  
 Signature of Assessor.

This return is made to your County Auditor, and by him sent to J. A. O. Preus, State Auditor, State Capitol, St. Paul, Minn.

County Lac qui Parle Township (City or Village) Perry  
 Name Ed. T. Brandt Post Office Address Birmingham R. F. D. No. 2  
 Nearest Shipping Point Birmingham What Railroads S. N.  
 Nationality or descent of farmer German

### FARM CROP AND LABOR REPORT

Crop	Acres in 1917	Acres in 1918
Barley	10	20
Beans		
Beets		
Buckwheat		
Corn	30	30
Fruit		
Hay	30	30
Oats	28	38
Potatoes	1/2	1/2
Rutabagas		
Rye		
Spelts		
Sorghum		
Sugar Beets	72	72
Wheat	72	72

Stock	Number in 1917	Number in 1918
Hogs	20	4
Horses	7	7
Milch Cows	4	4
Other Cattle		4
Poultry	50	50
Sheep		

Silos now erected	
To be erected in 1918	

DO YOU NEED MORE FARM LABOR?			
	Men	Women	Boys
How many?			
When?			
For how long?			
For what work?			
What nationality?			

Remarks: \_\_\_\_\_

The foregoing statement was made on the \_\_\_\_\_ day of \_\_\_\_\_ A. D. 1918.

John Schlosser  
 Signature of Assessor.

This return is made to your County Auditor, and by him sent to J. A. O. Preus, State Auditor, State Capitol, St. Paul, Minn.

County Louisa Pauls Township (City or Village) Perry  
 Name Hermon Rosske Post Office Address Bellingham R. F. D. No. 2  
 Nearest Shipping Point Bellingham What Railroads S. N.  
 Nationality or descent of farmer German

### FARM CROP AND LABOR REPORT

Crop	Acres in 1917	Acres in 1918
Barley		12
Beans		
Beets		
Buckwheat		
Corn	29	25
Fruit		
Hay	5	5
Oats	12	15
Potatoes	14	14
Rutabagas		
Rye		
Spelts		
Sorghum		
Sugar Beets		
Wheat	85	85

Stock	Number in 1917	Number in 1918
Hogs	14	9
Horses	8	9
Milch Cows	3	5
Other Cattle	5	3
Poultry	50	40
Sheep		

Silos now erected \_\_\_\_\_  
 To be erected in 1918 \_\_\_\_\_

DO YOU NEED MORE FARM LABOR?			
	Men	Women	Boys
How many?			
When?	1		
For how long?			
For what work?			
What nationality?			

Remarks: \_\_\_\_\_

The foregoing statement was made on the \_\_\_\_\_ day of \_\_\_\_\_ A. D. 1918.

John Schlusser  
 Signature of Assessor.

This return is made to your County Auditor, and by him sent to J. A. O. Preus, State Auditor, State Capitol, St. Paul, Minn.

County Lac qui Parle Township (City or Village) Peru  
 Name John Schlosser Post Office Address Bellingham R. F. D. No. 2  
 Nearest Shipping Point Bellingham What Railroads C. & N. Port  
 Nationality or descent of farmer German

### FARM CROP AND LABOR REPORT

Crop	Acres in 1917	Acres in 1918
Barley	1	6
Beans		
Beets		
Buckwheat		
Corn	30	25
Fruit		
Hay	5	5
Oats	30	30
Potatoes	1/2	1/2
Rutabagas		
Rye	10	12
Spelts		
Sorghum		
Sugar Beets		
Wheat	70	65

Stock	Number in 1917	Number in 1918
Hogs	15	6
Horses	11	8
Milch Cows	6	6
Other Cattle	8	9
Poultry	150	150
Sheep		

Silos now erected \_\_\_\_\_  
 To be erected in 1918 \_\_\_\_\_

DO YOU NEED MORE FARM LABOR?			
	Men	Women	Boys
How many? .....			
When? .....			
For how long? .....			
For what work? .....			
What nationality? .....			

Remarks: \_\_\_\_\_  
 \_\_\_\_\_  
 \_\_\_\_\_

The foregoing statement was made on the \_\_\_\_\_ day of \_\_\_\_\_ A. D. 1918.

John Schlosser  
 Signature of Assessor.

This return is made to your County Auditor, and by him sent to J. A. O. Preus, State Auditor, State Capitol, St. Paul, Minn.

County Lac qui Parle Township (City or Village) Perry  
 Name Mr E. T. Schake Post Office Address Bellingham R. F. D. No. \_\_\_\_\_  
 Nearest Shipping Point Bellingham What Railroads G. N.  
 Nationality or descent of farmer Swiss

### FARM CROP AND LABOR REPORT

Crop	Acres in 1917	Acres in 1918
Barley	25	55
Beans		
Beets		
Buckwheat		
Corn	60	60
Fruit		
Hay	10	10
Oats	65	55
Potatoes	1/2	1/2
Rutabagas		
Rye		
Spelts		
Sorghum		
Sugar Beets		
Wheat	60	40

Stock	Number in 1917	Number in 1918
Hogs	6	11
Horses	9	8
Milch Cows	1	2
Other Cattle	2	3
Poultry	60	50
Sheep		

Silos now erected	
To be erected in 1918	

#### DO YOU NEED MORE FARM LABOR?

	Men	Women	Boys
How many?			
When?			
For how long?			
For what work?			
What nationality?			

Remarks: \_\_\_\_\_  
 \_\_\_\_\_  
 \_\_\_\_\_

The foregoing statement was made on the \_\_\_\_\_ day of \_\_\_\_\_ A. D. 1918.

John Schless  
 Signature of Assessor.

This return is made to your County Auditor, and by him sent to J. A. O. Preus, State Auditor, State Capitol, St. Paul, Minn.

County Louisa Paul Township (City or Village) Perry  
 Name Julius Stroebel Post Office Address Bellingham R. F. D. No. 2  
 Nearest Shipping Point Bellingham What Railroads B. N.  
 Nationality or descent of farmer German

### FARM CROP AND LABOR REPORT

Crop	Acres in 1917	Acres in 1918
Barley		15
Beans		
Beets		
Buckwheat		
Corn	20	20
Fruit		
Hay	4	4
Oats	15	15
Potatoes	1	1
Rutabagas		
Rye		
Spelts		
Sorghum		
Sugar Beets		
Wheat	125	120

Stock	Number in 1917	Number in 1918
Hogs	12	4
Horses	7	7
Milch Cows	3	2
Other Cattle	1	2
Poultry	100	100
Sheep		

Silos now erected	
To be erected in 1918	

DO YOU NEED MORE FARM LABOR?			
	Men	Women	Boys
How many?			
When?			
For how long?			
For what work?			
What nationality?			

Remarks: \_\_\_\_\_  
 \_\_\_\_\_  
 \_\_\_\_\_

The foregoing statement was made on the \_\_\_\_\_ day of \_\_\_\_\_ A. D. 1918.

John Schloer  
 Signature of Assessor.

This return is made to your County Auditor, and by him sent to J. A. O. Preus, State Auditor, State Capitol, St. Paul, Minn.

County Lac qui Parle Township (City or Village) Perry  
 Name L. Hoisk Post Office Address Bellingham R. F. D. No. 2  
 Nearest Shipping Point Bellingham What Railroads G. N.  
 Nationality or descent of farmer German

### FARM CROP AND LABOR REPORT

Crop	Acres in 1917	Acres in 1918
Barley	8	3
Beans		
Beets		
Buckwheat		
Corn	35	30
Fruit		
Hay	8	10
Oats	20	25
Potatoes	1	1
Rutabagas		
Rye		
Spelts	3	3
Sorghum		
Sugar Beets		
Wheat	95	80

Stock	Number in 1917	Number in 1918
Hogs	25	20
Horses	7	7
Milch Cows	6	6
Other Cattle	4	4
Poultry	75	75
Sheep		

Silos now erected \_\_\_\_\_  
 To be erected in 1918 \_\_\_\_\_

DO YOU NEED MORE FARM LABOR?			
	Men	Women	Boys
How many? _____			
When? _____			
For how long? _____			
For what work? _____			
What nationality? _____			

Remarks: \_\_\_\_\_

The foregoing statement was made on the \_\_\_\_\_ day of \_\_\_\_\_ A. D. 1918.

John Schlosse  
 Signature of Assessor.

This return is made to your County Auditor, and by him sent to J. A. O. Preus, State Auditor, State Capitol, St. Paul, Minn.

County Logan Park Township (City or Village) Perry  
 Name Aug. H. Johnson Post Office Address Madison R. F. D. No. 3  
 Nearest Shipping Point Madison What Railroads St. Louis  
 Nationality or descent of farmer N.

### FARM CROP AND LABOR REPORT

Crop	Acres in 1917	Acres in 1918
Barley	4	14
Beans		
Beets		
Buckwheat		
Corn	25	25
Fruit	1/4	1/4
Hay	15	15
Oats	24	22
Potatoes	1	1
Rutabagas		
Rye		
Spelts		
Sorghum		
Sugar Beets		
Wheat	36	42

Stock	Number in 1917	Number in 1918
Hogs	44	33
Horses	8	10
Milch Cows	6	6
Other Cattle	12	10
Poultry	100	150
Sheep		

Silos now erected: \_\_\_\_\_  
 To be erected in 1918: \_\_\_\_\_

#### DO YOU NEED MORE FARM LABOR?

	Men	Women	Boys
How many? _____	2		
When? _____	July		
For how long? _____	3 months		
For what work? _____	harvest		
What nationality? _____			

Remarks: \_\_\_\_\_  
 \_\_\_\_\_  
 \_\_\_\_\_

The foregoing statement was made on the \_\_\_\_\_ day of \_\_\_\_\_ A. D. 1918.

John Schlorer  
 Signature of Assessor.

This return is made to your County Auditor, and by him sent to J. A. O. Preus, State Auditor, State Capitol, St. Paul, Minn.

County Lacqui Parle Township (City or Village) Perry  
 Name Emil Koel Post Office Address Bellingham R. F. D. No. \_\_\_\_\_  
 Nearest Shipping Point Bellingham What Railroads S. N.  
 Nationality or descent of farmer German

### FARM CROP AND LABOR REPORT

Crop	Acres in 1917	Acres in 1918
Barley	15	30
Beans		
Beets		
Buckwheat		
Corn	12	30
Fruit		
Hay	8	18
Oats	20	20
Potatoes	1/2	1/2
Rutabagas		
Rye		
Spelts		
Sorghum		
Sugar Beets		
Wheat	50	100

Stock	Number in 1917	Number in 1918
Hogs	1	10
Horses	5	6
Milch Cows	4	4
Other Cattle		1
Poultry	95	75
Sheep		

Silos now erected \_\_\_\_\_  
 To be erected in 1918 \_\_\_\_\_

#### DO YOU NEED MORE FARM LABOR?

	Men	Women	Boys
How many?	1		
When?	July		
For how long?	3 months		
For what work?	harvest		
What nationality?			

Remarks: \_\_\_\_\_

The foregoing statement was made on the \_\_\_\_\_ day of \_\_\_\_\_ A. D. 1918.

John Schlusser  
 Signature of Assessor.

This return is made to your County Auditor, and by him sent to J. A. O. Preus, State Auditor, State Capitol, St. Paul, Minn.

Hemmette Block

County Lac qui Parle Township (City or Village) Perry

Name Jimmie Clark Post Office Address Bellingham R. F. D. No. 2

Nearest Shipping Point Bellingham What Railroads G. N.

Nationality or descent of farmer German

### FARM CROP AND LABOR REPORT

Crop	Acres in 1917	Acres in 1918
Barley	10	20
Beans		
Beets		
Buckwheat		
Corn	25	30
Fruit		
Hay	30	30
Oats	20	20
Potatoes	1 1/2	1 1/2
Rutabagas		
Rye	20	20
Spelts		
Sorghum		
Sugar Beets		
Wheat	125	125

Stock	Number in 1917	Number in 1918
Hogs	6	22
Horses	16	14
Milch Cows	4	4
Other Cattle	11	11
Poultry	50	70
Sheep		

Silos now erected	
To be erected in 1918	

DO YOU NEED MORE FARM LABOR?			
	Men	Women	Boys
How many?	1		
When?	Aug.		
For how long?	9 months		
For what work?	harvest		
What nationality?			

Remarks: \_\_\_\_\_

The foregoing statement was made on the \_\_\_\_\_ day of \_\_\_\_\_ A. D. 1918.

*Jimmie Clark*  
Signature of Assessor.

This return is made to your County Auditor, and by him sent to J. A. O. Preus, State Auditor, State Capitol, St. Paul, Minn.

County Yorqui Pauls Township (City or Village) Perry  
 Name W. Robm Post Office Address Bellingham R. F. D. No. 2  
 Nearest Shipping Point Bellingham What Railroads B. N.  
 Nationality or descent of farmer German

### FARM CROP AND LABOR REPORT

Crop	Acres in 1917	Acres in 1918
Barley	10	15
Beans		
Beets		
Buckwheat		
Corn	10	20
Fruit		
Hay	30	30
Oats	20	20
Potatoes	1	1
Rutabagas		
Rye	25	25
Spelts		
Sorghum		
Sugar Beets		
Wheat	100	100

Stock	Number in 1917	Number in 1918
Hogs	15	1
Horses	9	11
Milch Cows	4	4
Other Cattle	2	8
Poultry	30	30
Sheep		

Silos now erected \_\_\_\_\_  
 To be erected in 1918 \_\_\_\_\_

DO YOU NEED MORE FARM LABOR?			
	Men	Women	Boys
How many?	2	1	
When?	July	July	
For how long?	3 months forever		
For what work?	harvest home work		
What nationality?			

Remarks: \_\_\_\_\_  
 \_\_\_\_\_  
 \_\_\_\_\_

The foregoing statement was made on the \_\_\_\_\_ day of \_\_\_\_\_ A. D. 1918.

John Schlosser  
 Signature of Assessor.

This return is made to your County Auditor, and by him sent to J. A. O. Preus, State Auditor, State Capitol, St. Paul, Minn.

County Lac qui Parle Township (City or Village) Perry  
 Name Otto Krokon Post Office Address Bellingham R. F. D. No. 2  
 Nearest Shipping Point Bellingham What Railroads S. N.  
 Nationality or descent of farmer German

### FARM CROP AND LABOR REPORT

Crop	Acres in 1917	Acres in 1918
Barley	7	4
Beans		
Beets		
Buckwheat		
Corn	23	18
Fruit		
Hay	10	10
Oats	19	19
Potatoes	1/2	1/2
Rutabagas		
Rye		
Spelts	4	4
Sorghum		
Sugar Beets		
Wheat	55	55

Stock	Number in 1917	Number in 1918
Hogs	22	19
Horses	5	5
Milch Cows	6	8
Other Cattle	12	10
Poultry	125	125
Sheep		

Silos now erected	
To be erected in 1918	

DO YOU NEED MORE FARM LABOR?			
	Men	Women	Boys
How many?	1		
When?	July		
For how long?	3 months		
For what work?	harvest		
What nationality?			

Remarks: \_\_\_\_\_

The foregoing statement was made on the \_\_\_\_\_ day of \_\_\_\_\_ A. D. 1918.

*John Schlosor*  
 Signature of Assessor.

This return is made to your County Auditor, and by him sent to J. A. O. Preus, State Auditor, State Capitol, St. Paul, Minn.

County Lacqui Parle Township (City or Village) Perry  
 Name August Kunde Post Office Address Bellingham R. F. D. No. \_\_\_\_\_  
 Nearest Shipping Point Bellingham What Railroads B. N.  
 Nationality or descent of farmer German

### FARM CROP AND LABOR REPORT

Crop	Acres in 1917	Acres in 1918
Barley	30	26
Beans		
Beets		
Buckwheat	1	
Corn	60	60
Fruit		
Hay	20	30
Oats	60	55
Potatoes	1	1
Rutabagas		
Rye		15
Spelts	10	8
Sorghum		
Sugar Beets		
Wheat	100	115


Stock	Number in 1917	Number in 1918
Hogs	37	42
Horses	11	12
Milch Cows	5	10
Other Cattle	15	21
Poultry	40	100
Sheep		

Silos now erected \_\_\_\_\_  
 To be erected in 1918 \_\_\_\_\_

DO YOU NEED MORE FARM LABOR?			
	Men	Women	Boys
How many?	2		
When?	July		
For how long?	3 months		
For what work?	harvest		
What nationality?			

Remarks: \_\_\_\_\_

The foregoing statement was made on the \_\_\_\_\_ day of \_\_\_\_\_ A. D. 1918.

  
 Signature of Assessor.

This return is made to your County Auditor, and by him sent to J. A. O. Preus, State Auditor, State Capitol, St. Paul, Minn.

County Lacqui Parle Township (City or Village) Perry  
 Name Mrs. F. Kurole Post Office Address Bellingham B. F. D. No. \_\_\_\_\_  
 Nearest Shipping Point Bellingham What Railroads L. N.  
 Nationality or descent of farmer German

### FARM CROP AND LABOR REPORT

Crop	Acres in 1917	Acres in 1918
Barley	20	15
Beans		
Beets		
Buckwheat		
Corn	70	70
Fruit		
Hay	40	40
Oats	40	40
Potatoes	2	2
Rutabagas		
Rye		15
Spelts		
Sorghum		
Sugar Beets		
Wheat	200	200

Stock	Number in 1917	Number in 1918
Hogs	40	41
Horses	12	12
Milch Cows	9	6
Other Cattle	15	20
Poultry	150	150
Sheep		

Silos now erected	
To be erected in 1918	

DO YOU NEED MORE FARM LABOR?			
	Men	Women	Boys
How many?	2		
When?	July		
For how long?	3 months		
For what work?	harvest		
What nationality?			

Remarks: \_\_\_\_\_

The foregoing statement was made on the \_\_\_\_\_ day of \_\_\_\_\_ A. D. 1918.

John Schlessy  
 Signature of Assessor.

This return is made to your County Auditor, and by him sent to J. A. O. Preus, State Auditor, State Capitol, St. Paul, Minn.

County Yorqui Parle Township (City or Village) Perry  
 Name August Laabs Post Office Address Bellingham R. F. D. No. \_\_\_\_\_  
 Nearest Shipping Point Bellingham What Railroads M. N.  
 Nationality or descent of farmer German

### FARM CROP AND LABOR REPORT

Crop	Acres in 1917	Acres in 1918
Barley	10	6
Beans		
Beets		
Buckwheat		
Corn	30	15
Fruit		
Hay	10	12
Oats	40	20
Potatoes	1	1/2
Rutabagas		
Rye	20	10
Spelts		
Sorghum		
Sugar Beets		
Wheat	125	50

Stock	Number in 1917	Number in 1918
Hogs	20	17
Horses	8	5
Milch Cows	6	4
Other Cattle	8	5
Poultry	150	50
Sheep		

Silos now erected	
To be erected in 1918	

DO YOU NEED MORE FARM LABOR?			
	Men	Women	Boys
How many?	1		
When?	July		
For how long?	3 months		
For what work?	harvest		
What nationality?			

Remarks: \_\_\_\_\_

The foregoing statement was made on the \_\_\_\_\_ day of \_\_\_\_\_ A. D. 1918.

*John Schless*  
 Signature of Assessor.

This return is made to your County Auditor, and by him sent to J. A. O. Preus, State Auditor, State Capitol, St. Paul, Minn.

County Logan Park Township (City or Village) Perry  
 Name Henry Lillyard Post Office Address Bellingham R. F. D. No. \_\_\_\_\_  
 Nearest Shipping Point Bellingham What Railroads G. N.  
 Nationality or descent of farmer N

### FARM CROP AND LABOR REPORT

Crop	Acres in 1917	Acres in 1918
Barley	25	
Beans		
Beets		
Buckwheat		
Corn	60	60
Fruit		
Hay	20	20
Oats	50	50
Potatoes	1/2	1/2
Rutabagas		
Rye		20
Spelts		
Sorghum		
Sugar Beets		
Wheat	110	110

Stock	Number in 1917	Number in 1918
Hogs	24	49
Horses	6	8
Milch Cows	5	8
Other Cattle	13	14
Poultry	200	250
Sheep		9

Silos now erected

To be erected in 1918

#### DO YOU NEED MORE FARM LABOR?

	Men	Women	Boys
How many?	1		
When?	July		
For how long?	3 months		
For what work?	harvest		
What nationality?			

Remarks: \_\_\_\_\_

The foregoing statement was made on the \_\_\_\_\_ day of \_\_\_\_\_ A. D. 1918.

John Schlosser  
 Signature of Assessor.

This return is made to your County Auditor, and by him sent to J. A. O. Preus, State Auditor, State Capitol, St. Paul, Minn.

County Louisa Park Township (City or Village) Perry  
 Name Paul Lobitz Post Office Address Bellingham R. F. D. No. \_\_\_\_\_  
 Nearest Shipping Point Bellingham What Railroads R. N.  
 Nationality or descent of farmer German

### FARM CROP AND LABOR REPORT

Crop	Acres in 1917	Acres in 1918
Barley	30	45
Beans		
Beets		
Buckwheat		
Corn	60	70
Fruit		
Hay	40	40
Oats	35	35
Potatoes	1	1
Rutabagas		
Rye		
Spelts		
Sorghum		
Sugar Beets		
Wheat	150	130

Stock	Number in 1917	Number in 1918
Hogs	25	17
Horses	12	11
Milch Cows	5	5
Other Cattle	8	8
Poultry	100	75
Sheep		

Silos now erected \_\_\_\_\_  
 To be erected in 1918 \_\_\_\_\_

DO YOU NEED MORE FARM LABOR?			
	Men	Women	Boys
How many?	2		
When?	July		
For how long?	3 months		
For what work?	harvest		
What nationality?			

Remarks: \_\_\_\_\_  
 \_\_\_\_\_  
 \_\_\_\_\_

The foregoing statement was made on the \_\_\_\_\_ day of \_\_\_\_\_ A. D. 1918.

John Schlosser  
 Signature of Assessor.

This return is made to your County Auditor, and by him sent to J. A. O. Preus, State Auditor, State Capitol, St. Paul, Minn.

County Lac qui Parle Township (City or Village) Derry  
 Name John H. M. Thies Post Office Address Birmingham R. F. D. No. 2  
 Nearest Shipping Point Birmingham What Railroads B. N.  
 Nationality or descent of farmer German

### FARM CROP AND LABOR REPORT

Crop	Acres in 1917	Acres in 1918
Barley	5	24
Beans		
Beets		
Buckwheat		
Corn	25	25
Fruit		
Hay	20	20
Oats	25	25
Potatoes	1	1
Rutabagas		
Rye		30
Spelts		
Sorghum		
Sugar Beets		
Wheat	140	130

Stock	Number in 1917	Number in 1918
Hogs	25	21
Horses	100	10
Milch Cows	6	8
Other Cattle	9	13
Poultry	75	75
Sheep		

Silos now erected	
To be erected in 1918	

DO YOU NEED MORE FARM LABOR?			
	Men	Women	Boys
How many?	1		
When?	July		
For how long?	3 months		
For what work?	harvest		
What nationality?			

Remarks: \_\_\_\_\_  
 \_\_\_\_\_  
 \_\_\_\_\_

The foregoing statement was made on the \_\_\_\_\_ day of \_\_\_\_\_ A. D. 1918.

John Schwan  
 Signature of Assessor.

This return is made to your County Auditor, and by him sent to J. A. O. Preus, State Auditor, State Capitol, St. Paul, Minn.

County Lacqui Parle Township (City or Village) Perry  
 Name E. J. Mork Post Office Address Bellingham R. F. D. No. 2  
 Nearest Shipping Point Bellingham What Railroads G. N.  
 Nationality or descent of farmer Norwidge

### FARM CROP AND LABOR REPORT

Crop	Acres in 1917	Acres in 1918
Barley	30	0
Beans		
Beets		
Buckwheat		
Corn	50	15
Fruit		
Hay		
Oats	30	30
Potatoes	1	1
Rutabagas		
Rye		
Spelts		
Sorghum		
Sugar Beets		
Wheat	150	80

Stock	Number in 1917	Number in 1918
Hogs	8	4
Horses	13	2
Milch Cows	5	8
Other Cattle	5	5
Poultry	75	75
Sheep		

Silos now erected \_\_\_\_\_  
 To be erected in 1918 \_\_\_\_\_

DO YOU NEED MORE FARM LABOR?			
	Men	Women	Boys
How many?	1		
When?	July		
For how long?	3 months		
For what work?	harvest		
What nationality?			

Remarks: \_\_\_\_\_  
 \_\_\_\_\_  
 \_\_\_\_\_

The foregoing statement was made on the \_\_\_\_\_ day of \_\_\_\_\_ A. D. 1918.

John Schlosser  
 Signature of Assessor.

This return is made to your County Auditor, and by him sent to J. A. O. Preus, State Auditor, State Capitol, St. Paul, Minn.

County Laquei Parle Township (City or Village) Perry  
 Name M. P. Work Post Office Address Bellingham R. F. D. No. 2  
 Nearest Shipping Point Bellingham What Railroads N. W.  
 Nationality or descent of farmer Norwidge

### FARM CROP AND LABOR REPORT

Crop	Acres in 1917	Acres in 1918
Barley	40	40
Beans		
Beets		
Buckwheat		
Corn	90	20
Fruit		
Hay	10	10
Oats	20	30
Potatoes	2	3
Rutabagas		
Rye	20	40
Spelts		
Sorghum		
Sugar Beets		
Wheat	75	130

Stock	Number in 1917	Number in 1918
Hogs	60	6
Horses	14	7
Milch Cows	4	4
Other Cattle	5	6
Poultry	50	50
Sheep		

Silos now erected	
To be erected in 1918	

DO YOU NEED MORE FARM LABOR?			
	Men	Women	Boys
How many?	1		
When?	July		
For how long?	3 months		
For what work?	harvest		
What nationality?			

Remarks: \_\_\_\_\_

The foregoing statement was made on the \_\_\_\_\_ day of \_\_\_\_\_ A. D. 1918.

John Schless  
 Signature of Assessor.

This return is made to your County Auditor, and by him sent to J. A. O. Preus, State Auditor, State Capitol, St. Paul, Minn.

County Lac qui Parle Township (City or Village) Perry  
 Name Asen H. Work Post Office Address Beechingham R. F. D. No. \_\_\_\_\_  
 Nearest Shipping Point Beechingham What Railroads GN  
 Nationality or descent of farmer Norwidge

### FARM CROP AND LABOR REPORT

Crop	Acres in 1917	Acres in 1918
Barley	16	
Beans		
Beets		
Buckwheat		
Corn	15	28
Fruit		
Hay	10	10
Oats	15	16
Potatoes	1/2	1/2
Rutabagas		
Rye		
Spelts		
Sorghum		
Sugar Beets		
Wheat	75	85

Stock	Number in 1917	Number in 1918
Hogs	6	15
Horses	2	6
Milch Cows	41	1
Other Cattle	1	3
Poultry	25	25
Sheep		

Silos now erected \_\_\_\_\_  
 To be erected in 1918 \_\_\_\_\_

DO YOU NEED MORE FARM LABOR?			
	Men	Women	Boys
How many?	1		
When?	July		
For how long?	3 months		
For what work?	harvest		
What nationality?			

Remarks: \_\_\_\_\_  
 \_\_\_\_\_  
 \_\_\_\_\_

The foregoing statement was made on the \_\_\_\_\_ day of \_\_\_\_\_ A. D. 1918.

John Schwan  
 Signature of Assessor.

This return is made to your County Auditor, and by him sent to J. A. O. Preus, State Auditor, State Capitol, St. Paul, Minn.

County Lac qui Parle Township (City or Village) Perry  
 Name Emmet Morkew Post Office Address Birmingham R. F. D. No. 9  
 Nearest Shipping Point Birmingham What Railroads S. N.  
 Nationality or descent of farmer N.

### FARM CROP AND LABOR REPORT

Crop	Acres in 1917	Acres in 1918
Barley	14	20
Beans		
Beets		
Buckwheat		
Corn	20	30
Fruit		
Hay	12	12
Oats	20	20
Potatoes	1/2	1/2
Rutabagas		
Rye	10	13
Spelts		
Sorghum		
Sugar Beets		
Wheat	100	110

Stock	Number in 1917	Number in 1918
Hogs	40	22
Horses	10	10
Milch Cows	2	3
Other Cattle	2	2
Poultry	60	60
Sheep		

Silos now erected	
To be erected in 1918	

DO YOU NEED MORE FARM LABOR?			
	Men	Women	Boys
How many?	2		
When?	July		
For how long?	3 months		
For what work?	harvest		
What nationality?			

Remarks: \_\_\_\_\_

The foregoing statement was made on the \_\_\_\_\_ day of \_\_\_\_\_ A. D. 1918.

*John Schlosser*  
 Signature of Assessor.

This return is made to your County Auditor, and by him sent to J. A. O. Preus, State Auditor, State Capitol, St. Paul, Minn.

County Lac qui Parle Township (City or Village) Perry  
 Name Wm. H. H. H. H. H. Office Address Birmingham R. F. D. No. 2  
 Nearest Shipping Point Birmingham What Railroads B. N.  
 Nationality or descent of farmer Irishman

### FARM CROP AND LABOR REPORT

Crop	Acres in 1917	Acres in 1918
Barley	7	
Beans		
Beets		
Buckwheat		
Corn	13	15
Fruit		
Hay	15	15
Oats	20	24
Potatoes	1/2	1/2
Rutabagas		
Rye	19	
Spelts		
Sorghum		
Sugar Beets		
Wheat	90	90

Stock	Number in 1917	Number in 1918
Hogs	5	7
Horses	5	4
Milch Cows	4	4
Other Cattle	4	8
Poultry	25	25
Sheep		

Silos now erected \_\_\_\_\_  
 To be erected in 1918 \_\_\_\_\_

DO YOU NEED MORE FARM LABOR?			
	Men	Women	Boys
How many?	1	1	
When?	July	July	
For how long?	3 months	for ever	
For what work?	harvest	house work	
What nationality?			

Remarks: \_\_\_\_\_  
 \_\_\_\_\_  
 \_\_\_\_\_

The foregoing statement was made on the \_\_\_\_\_ day of \_\_\_\_\_ A. D. 1918.

John H. H. H.  
 Signature of Assessor.

This return is made to your County Auditor, and by him sent to J. A. O. Preus, State Auditor, State Capitol, St. Paul, Minn.

County Lacqui Parle Township (City or Village) Perry  
 Name Hartman Nelson Post Office Address Bellingham R. F. D. No. 2  
 Nearest Shipping Point Bellingham What Railroads I. N.  
 Nationality or descent of farmer N.

### FARM CROP AND LABOR REPORT

Crop	Acres in 1917	Acres in 1918
Barley	30	56
Beans		
Beets		
Buckwheat		
Corn	60	50
Fruit		
Hay	20	20
Oats	20	43
Potatoes	1	1
Rutabagas		
Rye	56	45
Spelts	11	6
Sorghum		
Sugar Beets		
Wheat	67	95

Stock	Number in 1917	Number in 1918
Hogs	28	19
Horses	12	14
Milch Cows	7	8
Other Cattle	8	8
Poultry	200	200
Sheep		

Silos now erected \_\_\_\_\_  
 To be erected in 1918 \_\_\_\_\_

DO YOU NEED MORE FARM LABOR?			
	Men	Women	Boys
How many?			
When?	July		
For how long?	3 months		
For what work?	harvest		
What nationality?			

Remarks: \_\_\_\_\_  
 \_\_\_\_\_  
 \_\_\_\_\_

The foregoing statement was made on the \_\_\_\_\_ day of \_\_\_\_\_ A. D. 1918.

John Schloer  
 Signature of Assessor.

This return is made to your County Auditor, and by him sent to J. A. O. Preus, State Auditor, State Capitol, St. Paul, Minn.

County Lac qui Parle Township (City or Village) Perry  
 Name Laurance Olson Post Office Address Bellingham R. F. D. No. 2  
 Nearest Shipping Point Bellingham What Railroads S. N.  
 Nationality or descent of farmer Norwage

### FARM CROP AND LABOR REPORT

Crop	Acres in 1917	Acres in 1918
Barley	30	14
Beans		
Beets		
Buckwheat		
Corn	40	25
Fruit		
Hay		6
Oats	60	60
Potatoes	1/2	1/2
Rutabagas		
Rye		
Spelts		
Sorghum		
Sugar Beets		
Wheat	40	80

Stock	Number in 1917	Number in 1918
Hogs	40	30
Horses	9	12
Milch Cows	3	2
Other Cattle	1	
Poultry	40	30
Sheep		

Silos now erected \_\_\_\_\_  
 To be erected in 1918 \_\_\_\_\_

DO YOU NEED MORE FARM LABOR?			
	Men	Women	Boys
How many?	2		
When?	July		
For how long?	8 months		
For what work?	harvest		
What nationality?			

Remarks: \_\_\_\_\_  
 \_\_\_\_\_  
 \_\_\_\_\_

The foregoing statement was made on the \_\_\_\_\_ day of \_\_\_\_\_ A. D. 1918.

John Schlosser  
 Signature of Assessor.

This return is made to your County Auditor, and by him sent to J. A. O. Preus, State Auditor, State Capitol, St. Paul, Minn.

County Lac qui Parle Township (City or Village) Bellingham  
 Name Joe Pillayk Post Office Address Bellingham R. F. D. No. 9  
 Nearest Shipping Point Bellingham What Railroads Great Northern  
 Nationality or descent of farmer German

### FARM CROP AND LABOR REPORT

Crop	Acres in 1917	Acres in 1918
Barley		16
Beans		
Beets		
Buckwheat		
Corn	40	35
Fruit		
Hay	2	2
Oats	40	40
Potatoes	1	1
Rutabagas		
Rye	21	26
Spelts		
Sorghum		
Sugar Beets		
Wheat	100	80

Stock	Number in 1917	Number in 1918
Hogs	14	6
Horses	5	6
Milch Cows	3	3
Other Cattle	9	9
Poultry	100	100
Sheep		

Silos now erected \_\_\_\_\_  
 To be erected in 1918 \_\_\_\_\_

DO YOU NEED MORE FARM LABOR?			
	Men	Women	Boys
How many?	1		
When?	July		
For how long?	3 months		
For what work?	farm		
What nationality?			

Remarks: \_\_\_\_\_  
 \_\_\_\_\_  
 \_\_\_\_\_

The foregoing statement was made on the \_\_\_\_\_ day of \_\_\_\_\_ A. D. 1918.

*John Schloser*  
 Signature of Assessor.

This return is made to your County Auditor, and by him sent to J. A. O. Preus, State Auditor, State Capitol, St. Paul, Minn.

County Laurens Parle Township (City or Village) Bellingham  
 Name Albert Redtke Post Office Address B. Bingham R. F. D. No. 2  
 Nearest Shipping Point Bellingham What Railroads Great Northern  
 Nationality or descent of farmer German

### FARM CROP AND LABOR REPORT

Crop	Acres in 1917	Acres in 1918
Barley	12	10
Beans		
Beets		
Buckwheat		
Corn	78	40
Fruit		
Hay	60	20
Oats	50	40
Potatoes	1/2	1/2
Rutabagas		
Rye	28	15
Spelts		
Sorghum		
Sugar Beets		
Wheat	90	100

Stock	Number in 1917	Number in 1918
Hogs	20	
Horses	14	
Milch Cows	4	
Other Cattle	10	
Poultry	50	
Sheep		

Silos now erected	
To be erected in 1918	

DO YOU NEED MORE FARM LABOR?			
	Men	Women	Boys
How many?	1		
When?	July		
For how long?	2 weeks		
For what work?	harvest		
What nationality?			

Remarks: \_\_\_\_\_

The foregoing statement was made on the \_\_\_\_\_ day of \_\_\_\_\_ A. D. 1918.

*John Schlow*  
 Signature of Assessor.

This return is made to your County Auditor, and by him sent to J. A. O. Preus, State Auditor, State Capitol, St. Paul, Minn.

County Lacqui Parle Township (City or Village) Perry  
 Name Freel & Baker Post Office Address Bellingham R. F. D. No. 2  
 Nearest Shipping Point Bellingham What Railroads S. N.  
 Nationality or descent of farmer German

### FARM CROP AND LABOR REPORT

Crop	Acres in 1917	Acres in 1918
Barley	15	25
Beans		
Beets		
Buckwheat		
Corn	25	40
Fruit		
Hay	10	10
Oats	30	40
Potatoes	1/2	1/2
Rutabagas		
Rye	20	
Spelts		
Sorghum		
Sugar Beets		
Wheat	80	100

Stock	Number in 1917	Number in 1918
Hogs	18	33
Horses	9	8
Milch Cows	5	6
Other Cattle	12	8
Poultry	100	100
Sheep		

Silos now erected	
To be erected in 1918	

DO YOU NEED MORE FARM LABOR?			
	Men	Women	Boys
How many?	2		
When?	July		
For how long?	3 months		
For what work?	harvest		
What nationality?			

Remarks: \_\_\_\_\_

The foregoing statement was made on the \_\_\_\_\_ day of \_\_\_\_\_ A. D. 1918.

John Schloesser  
 Signature of Assessor.

This return is made to your County Auditor, and by him sent to J. A. O. Preus, State Auditor, State Capitol, St. Paul, Minn.

County Lee qui Parle Township (City or Village) Perry  
 Name Carl Rakke Post Office Address Bellingham R. F. D. No. \_\_\_\_\_  
 Nearest Shipping Point Bellingham What Railroads G. N.  
 Nationality or descent of farmer German

### FARM CROP AND LABOR REPORT

Crop	Acres in 1917	Acres in 1918
Barley	23	63
Beans		
Beets		
Buckwheat		
Corn	65	50
Fruit		
Hay	10	
Oats	60	68
Potatoes	1/4	1/4
Rutabagas		
Rye	23	
Spelts	10	
Sorghum		
Sugar Beets		
Wheat	110	150

Stock	Number in 1917	Number in 1918
Hogs	19	14
Horses	11	12
Milch Cows	6	7
Other Cattle	28	18
Poultry	100	150
Sheep	2	2

Silos now erected	
To be erected in 1918	

DO YOU NEED MORE FARM LABOR?			
	Men	Women	Boys
How many?	2		
When?	July		
For how long?	3 months		
For what work?	harvest		
What nationality?			

Remarks: \_\_\_\_\_

The foregoing statement was made on the \_\_\_\_\_ day of \_\_\_\_\_ A. D. 1918.

John Schure  
 Signature of Assessor.

This return is made to your County Auditor, and by him sent to J. A. O. Preus, State Auditor, State Capitol, St. Paul, Minn.

County Louisa-Park Township (City or Village) Perry  
 Name Ed Roeste Post Office Address Bellingham B. F. D. No. \_\_\_\_\_  
 Nearest Shipping Point Bellingham What Railroads N. R.  
 Nationality or descent of farmer German

**FARM CROP AND LABOR REPORT**

Crop	Acres in 1917	Acres in 1918
Barley	1 1/2	16
Beans		
Beets		
Buckwheat		
Corn	25	25
Fruit		
Hay	5	5
Oats	12	15
Potatoes	1/2	1/2
Rutabagas		
Rye		
Spelts	2	2
Sorghum		
Sugar Beets		
Wheat	80	90

Stock	Number in 1917	Number in 1918
Hogs	12	4
Horses	6	6
Milch Cows	3	3
Other Cattle	2	3
Poultry	95	95
Sheep		

Silos now erected \_\_\_\_\_  
 To be erected in 1918 \_\_\_\_\_

DO YOU NEED MORE FARM LABOR?			
	Men	Women	Boys
How many?	2		
When?	July		
For how long?	3 month		
For what work?	harvest		
What nationality?			

Remarks: \_\_\_\_\_

The foregoing statement was made on the \_\_\_\_\_ day of \_\_\_\_\_ A. D. 1918.

John Schlosse  
 Signature of Assessor.

This return is made to your County Auditor, and by him sent to J. A. O. Preus, State Auditor, State Capitol, St. Paul, Minn.

County Lac qui Parle Township (City or Village) Perry  
 Name Paul Rosenbush Post Office Address Birmingham R. F. D. No. 2  
 Nearest Shipping Point Birmingham What Railroads B. N.  
 Nationality or descent of farmer German

### FARM CROP AND LABOR REPORT

Crop	Acres in 1917	Acres in 1918
Barley		
Beans		
Beets		
Buckwheat		
Corn	20	20
Fruit		
Hay	10	10
Oats	20	20
Potatoes	1/2	1/2
Rutabagas		
Rye	20	20
Spelts		
Sorghum		
Sugar Beets		
Wheat	80	90

Stock	Number in 1917	Number in 1918
Hogs	20	14
Horses	7	7
Milch Cows	3	2
Other Cattle	3	2
Poultry	40	40
Sheep		

Silos now erected	.
To be erected in 1918	.

#### DO YOU NEED MORE FARM LABOR?

	Men	Women	Boys
How many?	2		
When?	July		
For how long?	3 months		
For what work?	harvest		
What nationality?			

Remarks: \_\_\_\_\_

The foregoing statement was made on the \_\_\_\_\_ day of \_\_\_\_\_ A. D. 1918.

John Johnson  
 Signature of Assessor.

This return is made to your County Auditor, and by him sent to J. A. O. Preus, State Auditor, State Capitol, St. Paul, Minn.

County Lac qui Parle Township (City or Village) \_\_\_\_\_  
 Name H. Schmaaf Post Office Address Bellingham R. F. D. No. 2  
 Nearest Shipping Point Bellingham What Railroads H. N.  
 Nationality or descent of farmer German

### FARM CROP AND LABOR REPORT

Crop	Acres in 1917	Acres in 1918
Barley	50	48
Beans		
Beets		
Buckwheat		
Corn	65	40
Fruit	1	1
Hay	30	30
Oats	40	40
Potatoes	1	1
Rutabagas		
Rye		
Spelts		
Sorghum		
Sugar Beets		
Wheat	90	99

Stock	Number in 1917	Number in 1918
Hogs	45	8
Horses	11	11
Milch Cows	5	5
Other Cattle	4	4
Poultry	70	70
Sheep		

Silos now erected \_\_\_\_\_  
 To be erected in 1918 \_\_\_\_\_

DO YOU NEED MORE FARM LABOR?			
	Men	Women	Boys
How many?	2		
When?	July		
For how long?	3 months		
For what work?	harvest		
What nationality?			

Remarks: \_\_\_\_\_  
 \_\_\_\_\_  
 \_\_\_\_\_

The foregoing statement was made on the \_\_\_\_\_ day of \_\_\_\_\_ A. D. 1918.

John Schmaaf  
 Signature of Assessor.

This return is made to your County Auditor, and by him sent to J. A. O. Preus, State Auditor, State Capitol, St. Paul, Minn.

County Lucas Paul Township (City or Village) Perry  
 Name C. D. Shuck Post Office Address Madison R. F. D. No. 3  
 Nearest Shipping Point Madison What Railroads St Louis  
 Nationality or descent of farmer German

### FARM CROP AND LABOR REPORT

Crop	Acres in 1917	Acres in 1918
Barley	20	8
Beans		
Beets		
Buckwheat		
Corn	12	18
Fruit	1	1
Hay	4	4
Oats	26	25
Potatoes	1	1
Rutabagas		
Rye		8
Spelts		
Sorghum		
Sugar Beets		
Wheat	60	65

Stock	Number in 1917	Number in 1918
Hogs	3	1
Horses	8	8
Milch Cows	8	6
Other Cattle	1	3
Poultry	60	50
Sheep	7	7

Silos now erected \_\_\_\_\_  
 To be erected in 1918 \_\_\_\_\_

DO YOU NEED MORE FARM LABOR?			
	Men	Women	Boys
How many?	1		
When?	July		
For how long?	3 months		
For what work?	harvest		
What nationality?			

Remarks: \_\_\_\_\_  
 \_\_\_\_\_  
 \_\_\_\_\_

The foregoing statement was made on the \_\_\_\_\_ day of \_\_\_\_\_ A. D. 1918.

John DeHaven  
 Signature of Assessor.

This return is made to your County Auditor, and by him sent to J. A. O. Preus, State Auditor, State Capitol, St. Paul, Minn.

County Lac qui Parle Township (City or Village) Perry  
 Name Lawrence J. Bonstean Post Office Address Birmingham R. F. D. No. \_\_\_\_\_  
 Nearest Shipping Point Birmingham What Railroads B. N.  
 Nationality or descent of farmer N.

### FARM CROP AND LABOR REPORT

Crop	Acres in 1917	Acres in 1918
Barley	10	20
Beans		
Beets		
Buckwheat		
Corn	80	40
Fruit		
Hay	40	40
Oats	60	60
Potatoes	1	1
Rutabagas		
Rye	20	25
Spelts		
Sorghum		
Sugar Beets		
Wheat	250	250

Stock	Number in 1917	Number in 1918
Hogs	30	46
Horses	21	21
Milch Cows	10	10
Other Cattle	14	14
Poultry	100	100
Sheep		

Silos now erected	
To be erected in 1918	

DO YOU NEED MORE FARM LABOR?			
	Men	Women	Boys
How many?	2		
When?	July		
For how long?	3 months		
For what work?	harvest		
What nationality?			

Remarks: \_\_\_\_\_

The foregoing statement was made on the \_\_\_\_\_ day of \_\_\_\_\_ A. D. 1918.

John Schmitt  
 Signature of Assessor.

This return is made to your County Auditor, and by him sent to J. A. O. Preus, State Auditor, State Capitol, St. Paul, Minn.

County Lee qui Pank Township (City or Village) Perry  
 Name Ed Tessier Post Office Address Bellingham R. F. D. No. \_\_\_\_\_  
 Nearest Shipping Point Bellingham What Railroads N. Y.  
 Nationality or descent of farmer German

### FARM CROP AND LABOR REPORT

Crop	Acres in 1917	Acres in 1918
Barley	10	13
Beans		
Beets		
Buckwheat		
Corn	18	14
Fruit		
Hay	5	5
Oats	25	20
Potatoes	1/2	1/2
Rutabagas		
Rye		60
Spelts	3	
Sorghum		
Sugar Beets		
Wheat	60	70

Stock	Number in 1917	Number in 1918
Hogs	11	19
Horses	5	5
Milch Cows	4	4
Other Cattle	3	3
Poultry	100	100
Sheep		

Silos now erected \_\_\_\_\_  
 To be erected in 1918 \_\_\_\_\_

DO YOU NEED MORE FARM LABOR?			
	Men	Women	Boys
How many?	1		
When?	Aug		
For how long?	2 months		
For what work?	harvest		
What nationality?			

Remarks: \_\_\_\_\_  
 \_\_\_\_\_  
 \_\_\_\_\_

The foregoing statement was made on the \_\_\_\_\_ day of \_\_\_\_\_ A. D. 1918.

John Schwen  
 Signature of Assessor.

This return is made to your County Auditor, and by him sent to J. A. O. Preus, State Auditor, State Capitol, St. Paul, Minn.

County Lac qui Parle Township (City or Village) Perry  
 Name W. J. Voigt Post Office Address Bellingham R. F. D. No. 2  
 Nearest Shipping Point Bellingham What Railroads M. N.  
 Nationality or descent of farmer German

### FARM CROP AND LABOR REPORT

Crop	Acres in 1917	Acres in 1918
Barley	7	10
Beans		
Beets		
Buckwheat		
Corn	24	20
Fruit		
Hay		
Oats	10	10
Potatoes	1/4	1/2
Rutabagas		
Rye		
Spelts		
Sorghum		
Sugar Beets		
Wheat	80	85

Stock	Number in 1917	Number in 1918
Hogs	2	2
Horses	6	9
Milch Cows	5	5
Other Cattle	1	3
Poultry	80	80
Sheep		

Silos now erected	
To be erected in 1918	

DO YOU NEED MORE FARM LABOR?			
	Men	Women	Boys
How many?	2		
When?	July		
For how long?	3 months		
For what work?	harvest		
What nationality?			

Remarks: \_\_\_\_\_

The foregoing statement was made on the \_\_\_\_\_ day of \_\_\_\_\_ A. D. 1918.

W. J. Voigt  
 Signature of Assessor.

This return is made to your County Auditor, and by him sent to J. A. O. Preus, State Auditor, State Capitol, St. Paul, Minn.

County Lyon Paul Township (City or Village) Perry  
 Name Albert W. H. H. H. Post Office Address Birmingham R. F. D. No. 2  
 Nearest Shipping Point Birmingham What Railroads G. N.  
 Nationality or descent of farmer German

### FARM CROP AND LABOR REPORT

Crop	Acres in 1917	Acres in 1918
Barley	20	20
Beans		
Beets		
Buckwheat		
Corn	30	25
Fruit		
Hay	30	
Oats	40	40
Potatoes	1 1/2	1 1/2
Rutabagas		
Rye	10	14
Spelts	2	6
Sorghum		
Sugar Beets		
Wheat	60	85

Stock	Number in 1917	Number in 1918
Hogs	35	6
Horses	9	11
Milch Cows	8	9
Other Cattle	12	12
Poultry	100	100
Sheep		

Silos now erected \_\_\_\_\_  
 To be erected in 1918 \_\_\_\_\_

DO YOU NEED MORE FARM LABOR?			
	Men	Women	Boys
How many?	1		
When?	July		
For how long?	3 months		
For what work?	harvest		
What nationality?			

Remarks: \_\_\_\_\_  
 \_\_\_\_\_  
 \_\_\_\_\_

The foregoing statement was made on the \_\_\_\_\_ day of \_\_\_\_\_ A. D. 1918.

John Scherer  
 Signature of Assessor.

This return is made to your County Auditor, and by him sent to J. A. O. Preus, State Auditor, State Capitol, St. Paul, Minn.

County Lacqui Parle Township (City or Village) Bellingham  
 Name Carl F. John Post Office Address Bellingham R. F. D. No. 2  
 Nearest Shipping Point Bellingham What Railroads Great Northern  
 Nationality or descent of farmer German

### FARM CROP AND LABOR REPORT

Crop	Acres in 1917	Acres in 1918
Barley	20	32
Beans		
Beets		
Buckwheat		
Corn	50	40
Fruit		
Hay	10	10
Oats	40	40
Potatoes	2	2
Rutabagas		
Rye		
Spelts		3
Sorghum		
Sugar Beets		
Wheat	95	130

Stock	Number in 1917	Number in 1918
Hogs	30	35
Horses	9	9
Milch Cows	8	8
Other Cattle	8	12
Poultry	75	75
Sheep		

Silos now erected	
To be erected in 1918	

DO YOU NEED MORE FARM LABOR?			
	Men	Women	Boys
How many?	2		
When?	July		
For how long?	3 months		
For what work?	harvest		
What nationality?			

Remarks: \_\_\_\_\_  
 \_\_\_\_\_  
 \_\_\_\_\_

The foregoing statement was made on the \_\_\_\_\_ day of \_\_\_\_\_ A. D. 1918.

John Schless  
 Signature of Assessor.

This return is made to your County Auditor, and by him sent to J. A. O. Preus, State Auditor, State Capitol, St. Paul, Minn.

County Wagoni Pauls Township (City or Village) Perry  
 Name Amelia Zupke Post Office Address Birmingham R. F. D. No. 9  
 Nearest Shipping Point Birmingham What Railroads N.R.  
 Nationality or descent of farmer German

### FARM CROP AND LABOR REPORT

Crop	Acres in 1917	Acres in 1918
Barley	15	25
Beans		
Beets		
Buckwheat		
Corn	35	25
Fruit		
Hay	10	10
Oats	25	25
Potatoes	1	1
Rutabagas		
Rye		
Spelts		
Sorghum		
Sugar Beets		
Wheat	100	115

Stock	Number in 1917	Number in 1918
Hogs	11	9
Horses	4	8
Milch Cows	5	8
Other Cattle	4	5
Poultry	75	75
Sheep		

Silos now erected	
To be erected in 1918	

DO YOU NEED MORE FARM LABOR?			
	Men	Women	Boys
How many?	2		
When?	July		
For how long?	3 month		
For what work?	harvest		
What nationality?			

Remarks: \_\_\_\_\_

The foregoing statement was made on the \_\_\_\_\_ day of \_\_\_\_\_ A. D. 1918.

John Schloess  
 Signature of Assessor.

This return is made to your County Auditor, and by him sent to J. A. O. Preus, State Auditor, State Capitol, St. Paul, Minn.

County Lugin Dale Township (City or Village) Perry  
 Name Otto Zabnow Post Office Address Beechington R. F. D. No. 9  
 Nearest Shipping Point Beechington What Railroads N. N.  
 Nationality or descent of farmer German

### FARM CROP AND LABOR REPORT

Crop	Acres in 1917	Acres in 1918
Barley	29	21
Beans		
Beets		
Buckwheat		
Corn	30	35
Fruit		
Hay	30	30
Oats	45	40
Potatoes	12	12
Rutabagas		
Rye		
Spelts	6	
Sorghum		
Sugar Beets		
Wheat	90	96

Stock	Number in 1917	Number in 1918
Hogs	19	4
Horses	6	6
Milch Cows	3	3
Other Cattle	7	7
Poultry	100	100
Sheep		

Silos now erected \_\_\_\_\_  
 To be erected in 1918 \_\_\_\_\_

DO YOU NEED MORE FARM LABOR?			
	Men	Women	Boys
How many?	2		
When?	July		
For how long?	3 months		
For what work?	harvest		
What nationality?			

Remarks: \_\_\_\_\_  
 \_\_\_\_\_  
 \_\_\_\_\_

The foregoing statement was made on the \_\_\_\_\_ day of \_\_\_\_\_ A. D. 1918.

John Scherer  
 Signature of Assessor.

This return is made to your County Auditor, and by him sent to J. A. O. Preus, State Auditor, State Capitol, St. Paul, Minn.

County Lovoni Park Township (City or Village) Perry  
 Name S. H. Hinkle Post Office Address Birmingham R. F. D. No. \_\_\_\_\_  
 Nearest Shipping Point Birmingham What Railroads G. N.  
 Nationality or descent of farmer N.

### FARM CROP AND LABOR REPORT

Crop	Acres in 1917	Acres in 1918
Barley	10	25
Beans		
Beets		
Buckwheat		
Corn	30	40
Fruit		
Hay		
Oats	20	25
Potatoes	1/2	1/2
Rutabagas		
Rye		
Spelts		
Sorghum		
Sugar Beets		
Wheat	60	95

Stock	Number in 1917	Number in 1918
Hogs	35	32
Horses	7	8
Milch Cows	7	7
Other Cattle		12
Poultry	100	100
Sheep		

Silos now erected	
To be erected in 1918	

DO YOU NEED MORE FARM LABOR?			
	Men	Women	Boys
How many?	2		
When?	July		
For how long?	3 months		
For what work?	harvest		
What nationality?			

Remarks: \_\_\_\_\_  
 \_\_\_\_\_  
 \_\_\_\_\_

The foregoing statement was made on the \_\_\_\_\_ day of \_\_\_\_\_ A. D. 1918.

John Schwan  
 Signature of Assessor.

This return is made to your County Auditor, and by him sent to J. A. O. Preus, State Auditor, State Capitol, St. Paul, Minn.

County Iron Paul Township (City or Village) Perry  
 Name Jacob Kerian Post Office Address Birmingham R. F. D. No. 2  
 Nearest Shipping Point Birmingham What Railroads B. N.  
 Nationality or descent of farmer German

### FARM CROP AND LABOR REPORT

Crop	Acres in 1917	Acres in 1918
Barley	10	9
Beans		
Beets		
Buckwheat		
Corn	25	20
Fruit	1	1
Hay	25	25
Oats	40	30
Potatoes	1	1
Rutabagas		
Rye	18	
Spelts		3
Sorghum		
Sugar Beets		
Wheat	130	140

Stock	Number in 1917	Number in 1918
Hogs	8	19
Horses	12	12
Milch Cows	6	6
Other Cattle	3	3
Poultry	75	95
Sheep		

Silos now erected	
To be erected in 1918	

DO YOU NEED MORE FARM LABOR?			
	Men	Women	Boys
How many?			
When?			
For how long?			
For what work?			
What nationality?			

Remarks: \_\_\_\_\_  
 \_\_\_\_\_  
 \_\_\_\_\_

The foregoing statement was made on the \_\_\_\_\_ day of \_\_\_\_\_ A. D. 1918.

John Schlum  
 Signature of Assessor.

This return is made to your County Auditor, and by him sent to J. A. O. Preus, State Auditor, State Capitol, St. Paul, Minn.

County Lac qui Parle Township (City or Village) Perry  
 Name Carl Hinneberg Post Office Address Louisburg R. F. D. No. \_\_\_\_\_  
 Nearest Shipping Point Birmingham What Railroads H. N.  
 Nationality or descent of farmer German

### FARM CROP AND LABOR REPORT

Crop	Acres in 1917	Acres in 1918
Barley	25	35
Beans		
Beets		
Buckwheat		
Corn	25	40
Fruit		
Hay	2	2
Oats	30	35
Potatoes	1 1/2	2
Rutabagas		
Rye	15	16
Spelts	9	14
Sorghum		
Sugar Beets		
Wheat	125	150

Stock	Number in 1917	Number in 1918
Hogs	25	30
Horses	13	19
Milch Cows	8	10
Other Cattle	24	33
Poultry	100	75
Sheep		

Silos now erected \_\_\_\_\_  
 To be erected in 1918 \_\_\_\_\_

DO YOU NEED MORE FARM LABOR?			
	Men	Women	Boys
How many?	2		
When?	July		
For how long?	3 months		
For what work?	harvest		
What nationality?			

Remarks: \_\_\_\_\_  
 \_\_\_\_\_  
 \_\_\_\_\_

The foregoing statement was made on the \_\_\_\_\_ day of \_\_\_\_\_ A. D. 1918.

John Schloesser  
 Signature of Assessor.

This return is made to your County Auditor, and by him sent to J. A. O. Preus, State Auditor, State Capitol, St. Paul, Minn.

County Laurens Township (City or Village) Bellingham  
 Name Marcus Geo. Bruno Hoffman Post Office Address Bellingham R. F. D. No. 2  
 Nearest Shipping Point Bellingham What Railroads Great Northern  
 Nationality or descent of farmer German

### FARM CROP AND LABOR REPORT

Crop	Acres in 1917	Acres in 1918
Barley	20	25
Beans		
Beets		
Buckwheat		
Corn	100	80
Fruit		
Hay	30	30
Oats	40	40
Potatoes	2	2
Rutabagas	60	
Rye	60	85
Spelts	11	10
Sorghum		
Sugar Beets		
Wheat	225	230

Stock	Number in 1917	Number in 1918
Hogs	30	59
Horses	16	16
Milch Cows	12	11
Other Cattle	20	30
Poultry	200	150
Sheep		

Silos now erected	
To be erected in 1918	

DO YOU NEED MORE FARM LABOR?			
	Men	Women	Boys
How many?	2		
When?	July		
For how long?	2 months		
For what work?	Team		
What nationality?			

Remarks: \_\_\_\_\_

The foregoing statement was made on the \_\_\_\_\_ day of \_\_\_\_\_ A. D. 1918.

John Schless  
 Signature of Assessor.

This return is made to your County Auditor, and by him sent to J. A. O. Preus, State Auditor, State Capitol, St. Paul, Minn.

County Lac qui Parle Township (City or Village) Perry  
 Name Geist Stoick Post Office Address Birmingham R. F. D. No. 2  
 Nearest Shipping Point Birmingham What Railroads B. N.  
 Nationality or descent of farmer German

### FARM CROP AND LABOR REPORT

Crop	Acres in 1917	Acres in 1918
Barley	25	30
Beans		
Beets		
Buckwheat		
Corn	60	55
Fruit		
Hay	15	15
Oats	30	45
Potatoes	1	2
Rutabagas		
Rye	30	25
Spelts		
Sorghum		
Sugar Beets		
Wheat	90	90

Stock	Number in 1917	Number in 1918
Hogs	60	50
Horses	19	17
Milch Cows	17	15
Other Cattle	20	10
Poultry	200	200
Sheep		

Silos now erected	
To be erected in 1918	

DO YOU NEED MORE FARM LABOR?			
	Men	Women	Boys
How many?			
When?			
For how long?			
For what work?			
What nationality?			

Remarks: \_\_\_\_\_

The foregoing statement was made on the \_\_\_\_\_ day of \_\_\_\_\_ A. D. 1918.

*John Schlosser*  
 Signature of Assessor.

This return is made to your County Auditor, and by him sent to J. A. O. Preus, State Auditor, State Capitol, St. Paul, Minn.

County Lacqui Parle Township (City or Village) Perry  
 Name Mr. J. L. Tudor Post Office Address Birmingham R. F. D. No. 2  
 Nearest Shipping Point Birmingham What Railroads G. N.  
 Nationality or descent of farmer American

### FARM CROP AND LABOR REPORT

Crop	Acres in 1917	Acres in 1918
Barley		
Beans	.	
Beets		
Buckwheat		
Corn	40	7
Fruit		
Hay	40	1
Oats	30	4
Potatoes	1/2	1
Rutabagas		
Rye	15	25
Spelts		
Sorghum		
Sugar Beets		
Wheat	40	35


Stock	Number in 1917	Number in 1918
Hogs	3	9
Horses	6	6
Milch Cows	1	1
Other Cattle	6	6
Poultry	25	25
Sheep		

Silos now erected	
To be erected in 1918	

DO YOU NEED MORE FARM LABOR?			
	Men	Women	Boys
How many?			
When?			
For how long?			
For what work?			
What nationality?			

Remarks: \_\_\_\_\_  
 \_\_\_\_\_  
 \_\_\_\_\_

The foregoing statement was made on the \_\_\_\_\_ day of \_\_\_\_\_ A. D. 1918.

  
 Signature of Assessor.

This return is made to your County Auditor, and by him sent to J. A. O. Preus, State Auditor, State Capitol, St. Paul, Minn.

County Linn Co. Ia Township (City or Village) Perry  
 Name Lars Ryggestad Post Office Address Birmingham R. F. D. No. \_\_\_\_\_  
 Nearest Shipping Point Birmingham What Railroads B. N.  
 Nationality or descent of farmer N

### FARM CROP AND LABOR REPORT

Crop	Acres in 1917	Acres in 1918
Barley		20
Beans		
Beets		
Buckwheat		
Corn	90	80
Fruit		
Hay	20	20
Oats	20	20
Potatoes	1/2	1/2
Rutabagas		
Rye		
Spelts		
Sorghum		
Sugar Beets		
Wheat	150	125

Stock	Number in 1917	Number in 1918
Hogs	20	8
Horses	11	11
Milch Cows	15	15
Other Cattle	35	35
Poultry	100	100
Sheep		

Silos now erected \_\_\_\_\_  
 To be erected in 1918 \_\_\_\_\_

DO YOU NEED MORE FARM LABOR?			
	Men	Women	Boys
How many?			
When?			
For how long?			
For what work?			
What nationality?			

Remarks: \_\_\_\_\_  
 \_\_\_\_\_  
 \_\_\_\_\_

The foregoing statement was made on the \_\_\_\_\_ day of \_\_\_\_\_ A. D. 1918.

John Schlow  
 Signature of Assessor.

This return is made to your County Auditor, and by him sent to J. A. O. Preus, State Auditor, State Capitol, St. Paul, Minn.

County Lac qui Parle Township (City or Village) Perry  
 Name John Waltschlager Post Office Address Bellingham R. F. D. No. 2  
 Nearest Shipping Point Bellingham What Railroads S. N.  
 Nationality or descent of farmer German

### FARM CROP AND LABOR REPORT

Crop	Acres in 1917	Acres in 1918
Barley	30	8
Beans		
Beets		
Buckwheat		
Corn	13	30
Fruit		
Hay	4	4
Oats		
Potatoes	1/2	1/2
Rutabagas		
Rye		
Spelts		
Sorghum		
Sugar Beets		
Wheat	50	23

Stock	Number in 1917	Number in 1918
Hogs	40	15
Horses	9	9
Milch Cows	8	8
Other Cattle	7	7
Poultry	100	125
Sheep		

Silos now erected	
To be erected in 1918	

DO YOU NEED MORE FARM LABOR?			
	Men	Women	Boys
How many?			
When?			
For how long?			
For what work?			
What nationality?			

Remarks: \_\_\_\_\_  
 \_\_\_\_\_  
 \_\_\_\_\_

The foregoing statement was made on the \_\_\_\_\_ day of \_\_\_\_\_ A. D. 1918.

John Schlusser  
 Signature of Assessor.

This return is made to your County Auditor, and by him sent to J. A. O. Preus, State Auditor, State Capitol, St. Paul, Minn.

County Wayne, Pa Township (City or Village) Perry  
 Name Alois Wollschlaeger Post Office Address Birmingham R. F. D. No. 2  
 Nearest Shipping Point Birmingham What Railroads B. & N.  
 Nationality or descent of farmer German

### FARM CROP AND LABOR REPORT

Crop	Acres in 1917	Acres in 1918
Barley	6	9
Beans		
Beets		
Buckwheat		
Corn	20	20
Fruit		
Hay	10	10
Oats	20	20
Potatoes	1/2	1/2
Rutabagas		
Rye		
Spelts		
Sorghum		
Sugar Beets		
Wheat	60	60

Stock	Number in 1917	Number in 1918
Hogs	4	12
Horses	4	4
Milch Cows	4	4
Other Cattle	4	4
Poultry	40	50
Sheep		

Silos now erected	
To be erected in 1918	

DO YOU NEED MORE FARM LABOR?			
	Men	Women	Boys
How many?			
When?			
For how long?			
For what work?			
What nationality?			

Remarks: \_\_\_\_\_  
 \_\_\_\_\_  
 \_\_\_\_\_

The foregoing statement was made on the \_\_\_\_\_ day of \_\_\_\_\_ A. D. 1918.

John Schwan  
 Signature of Assessor.

This return is made to your County Auditor, and by him sent to J. A. O. Preus, State Auditor, State Capitol, St. Paul, Minn.

County Lac qui Parle Township (City or Village) Perry  
 Name Carl Johnson Post Office Address Birmingham R. F. D. No. 2  
 Nearest Shipping Point Birmingham What Railroads G. N.  
 Nationality or descent of farmer German

### FARM CROP AND LABOR REPORT

Crop	Acres in 1917	Acres in 1918
Barley	20	20
Beans		
Beets		
Buckwheat		
Corn	15	15
Fruit		
Hay	8	8
Oats	20	20
Potatoes	1	1
Rutabagas		
Rye		
Spelts		
Sorghum		
Sugar Beets		
Wheat	85	85

Stock	Number in 1917	Number in 1918
Hogs	2	10
Horses	5	5
Milch Cows	4	5
Other Cattle	2	5
Poultry	85	85
Sheep		

Silos now erected	
To be erected in 1918	

DO YOU NEED MORE FARM LABOR?			
	Men	Women	Boys
How many?			
When?			
For how long?			
For what work?			
What nationality?			

Remarks: \_\_\_\_\_  
 \_\_\_\_\_  
 \_\_\_\_\_

The foregoing statement was made on the \_\_\_\_\_ day of \_\_\_\_\_ A. D. 1918.

John Johnson  
 Signature of Assessor.

This return is made to your County Auditor, and by him sent to J. A. O. Preus, State Auditor, State Capitol, St. Paul, Minn.

County Louqui Parle Township (City or Village) Perry  
 Name Henry Fahn Post Office Address Madison R. F. D. No. 3  
 Nearest Shipping Point Madison What Railroads St. L.  
 Nationality or descent of farmer German

### FARM CROP AND LABOR REPORT

Crop	Acres in 1917	Acres in 1918
Barley	50	50
Beans		
Beets		
Buckwheat		
Corn	80	50
Fruit		
Hay	50	50
Oats	40	40
Potatoes	1	1
Rutabagas		
Rye		45
Spelts		
Sorghum		
Sugar Beets		
Wheat	160	150

Stock	Number in 1917	Number in 1918
Hogs	60	63
Horses	15	17
Milch Cows	6	6
Other Cattle	8	8
Poultry	150	150
Sheep		

Silos now erected \_\_\_\_\_  
 To be erected in 1918 \_\_\_\_\_

DO YOU NEED MORE FARM LABOR?			
	Men	Women	Boys
How many? _____			
When? _____			
For how long? _____			
For what work? _____			
What nationality? _____			

Remarks: \_\_\_\_\_  
 \_\_\_\_\_  
 \_\_\_\_\_

The foregoing statement was made on the \_\_\_\_\_ day of \_\_\_\_\_ A. D. 1918.

John Schlorer  
 Signature of Assessor.

This return is made to your County Auditor, and by him sent to J. A. O. Preus, State Auditor, State Capitol, St. Paul, Minn.

County Louqui Parls Township (City or Village) Perry  
 Name John J. Acker Post Office Address Birmingham R. F. D. No. 2  
 Nearest Shipping Point Birmingham What Railroads H. N.  
 Nationality or descent of farmer German

### FARM CROP AND LABOR REPORT

Crop	Acres in 1917	Acres in 1918
Barley	33	10
Beans		
Beets		
Buckwheat		
Corn	63	40
Fruit	1	1
Hay	15	15
Oats	42	47
Potatoes	12	12
Rutabagas		
Rye		18
Spelts		
Sorghum		
Sugar Beets		
Wheat		26

Stock	Number in 1917	Number in 1918
Hogs	19	29
Horses	6	6
Milch Cows	2	2
Other Cattle	6	10
Poultry	40	40
Sheep		

Silos now erected \_\_\_\_\_  
 To be erected in 1918 \_\_\_\_\_

DO YOU NEED MORE FARM LABOR?			
	Men	Women	Boys
How many?	1		
When?	July		
For how long?	3 months		
For what work?	harvest		
What nationality?			

Remarks: \_\_\_\_\_  
 \_\_\_\_\_  
 \_\_\_\_\_

The foregoing statement was made on the \_\_\_\_\_ day of \_\_\_\_\_ A. D. 1918.

John Schuesser  
 Signature of Assessor.

This return is made to your County Auditor, and by him sent to J. A. O. Preus, State Auditor, State Capitol, St. Paul, Minn.

County Lac qui Parle Township (City or Village) Perry  
 Name Ar Carandena Post Office Address Bellingham R. F. D. No. \_\_\_\_\_  
 Nearest Shipping Point Bellingham What Railroads G. N.  
 Nationality or descent of farmer Naturalized

### FARM CROP AND LABOR REPORT

Crop	Acres in 1917	Acres in 1918
Barley	33	6
Beans		
Beets		
Buckwheat		
Corn	18	33
Fruit		
Hay		
Oats	24	24
Potatoes	1/2	1/2
Rutabagas		
Rye		
Spelts		
Sorghum		
Sugar Beets		
Wheat	60	60

Stock	Number in 1917	Number in 1918
Hogs	15	11
Horses	6	6
Milch Cows	3	3
Other Cattle	2	2
Poultry	50	30
Sheep		2

Silos now erected	
To be erected in 1918	

DO YOU NEED MORE FARM LABOR?			
	Men	Women	Boys
How many?	1		
When?	July		
For how long?	3 months		
For what work?	harvest		
What nationality?			

Remarks: \_\_\_\_\_

The foregoing statement was made on the \_\_\_\_\_ day of \_\_\_\_\_ A. D. 1918.

*John Schover*  
 Signature of Assessor.

This return is made to your County Auditor, and by him sent to J. A. O. Preus, State Auditor, State Capitol, St. Paul, Minn.

County Lac qui Parle Township (City or Village) Perry  
 Name Richard Blumhardt Post Office Address Birmingham R. F. D. No. 2  
 Nearest Shipping Point Birmingham What Railroads B. N.  
 Nationality or descent of farmer German

### FARM CROP AND LABOR REPORT

Crop	Acres in 1917	Acres in 1918
Barley	16	14
Beans		
Beets		
Buckwheat		
Corn	15	20
Fruit		
Hay	4	9
Oats	10	16
Potatoes	1/2	1/2
Rutabagas		
Rye		
Spelts		
Sorghum		
Sugar Beets		
Wheat	10	18

Stock	Number in 1917	Number in 1918
Hogs	9	5
Horses	5	5
Milch Cows	2	2
Other Cattle	3	2
Poultry	80	80
Sheep		

Silos now erected	
To be erected in 1918	

DO YOU NEED MORE FARM LABOR?			
	Men	Women	Boys
How many?	1		
When?	July		
For how long?	3 months		
For what work?	harvest		
What nationality?			

Remarks: \_\_\_\_\_

The foregoing statement was made on the \_\_\_\_\_ day of \_\_\_\_\_ A. D. 1918.

John Schlow  
 Signature of Assessor.

This return is made to your County Auditor, and by him sent to J. A. O. Preus, State Auditor, State Capitol, St. Paul, Minn.

County Lacqui Parle Township (City or Village) Perry  
 Name Fred Bernbeck Jr. Post Office Address Bellingham R. F. D. No. 1  
 Nearest Shipping Point Bellingham What Railroads S. N.  
 Nationality or descent of farmer German

### FARM CROP AND LABOR REPORT

Crop	Acres in 1917	Acres in 1918
Barley	20	29
Beans		
Beets		
Buckwheat		
Corn	45	45
Fruit		
Hay	25	25
Oats	45	45
Potatoes	1/2	1/2
Rutabagas		
Rye		
Spelts		
Sorghum		
Sugar Beets		
Wheat	35	55

Stock	Number in 1917	Number in 1918
Hogs	35	9
Horses	9	9
Milch Cows	4	4
Other Cattle	5	6
Poultry	125	125
Sheep		

Silos now erected \_\_\_\_\_  
 To be erected in 1918 \_\_\_\_\_

DO YOU NEED MORE FARM LABOR?			
	Men	Women	Boys
How many?	1		
When?	July		
For how long?	3 months		
For what work?	harvest		
What nationality?			

Remarks: \_\_\_\_\_  
 \_\_\_\_\_  
 \_\_\_\_\_

The foregoing statement was made on the \_\_\_\_\_ day of \_\_\_\_\_ A. D. 1918.

John Schlosser  
 Signature of Assessor.

This return is made to your County Auditor, and by him sent to J. A. O. Preus, State Auditor, State Capitol, St. Paul, Minn.

County Luzerne Paule Township (City or Village) Dumy  
 Name Ch. Dahlke Post Office Address Madison R. F. D. No. 8  
 Nearest Shipping Point Madison What Railroads S. Louis  
 Nationality or descent of farmer German

### FARM CROP AND LABOR REPORT

Crop	Acres in 1917	Acres in 1918
Barley	14	30
Beans		
Beets		
Buckwheat		
Corn	25	9
Fruit		
Hay		
Oats	40	40
Potatoes	1/2	1/2
Rutabagas		
Rye		
Spelts		
Sorghum		
Sugar Beets		
Wheat	100	100

Stock	Number in 1917	Number in 1918
Hogs	3	16
Horses	6	8
Milch Cows	2	3
Other Cattle	2	2
Poultry	100	90
Sheep		

Silos now erected \_\_\_\_\_  
 To be erected in 1918 \_\_\_\_\_

#### DO YOU NEED MORE FARM LABOR?

	Men	Women	Boys
How many?	1		
When?	July		
For how long?	3 months		
For what work?	harvest		
What nationality?			

Remarks: \_\_\_\_\_

The foregoing statement was made on the \_\_\_\_\_ day of \_\_\_\_\_ A. D. 1918.

John Schloer  
 Signature of Assessor.

This return is made to your County Auditor, and by him sent to J. A. O. Preus, State Auditor, State Capitol, St. Paul, Minn.

County Lacqui Parle Township (City or Village) Perry  
 Name Mrs L A Hamer Post Office Address Bellingham R. F. D. No. 2  
 Nearest Shipping Point Bellingham What Railroads G. N.  
 Nationality or descent of farmer 72

### FARM CROP AND LABOR REPORT

Crop	Acres in 1917	Acres in 1918
Barley	20	14
Beans		
Beets		
Buckwheat		
Corn	15	20
Fruit		
Hay	9	7
Oats	40	30
Potatoes	1/2	1/2
Rutabagas		
Rye	10	9
Spelts		
Sorghum		
Sugar Beets		
Wheat	23	40

Stock	Number in 1917	Number in 1918
Hogs	22	6
Horses	5	5
Milch Cows	4	5
Other Cattle	5	1
Poultry	100	100
Sheep		

Silos now erected	
To be erected in 1918	

DO YOU NEED MORE FARM LABOR?			
	Men	Women	Boys
How many?	1		
When?	July		
For how long?	3 months		
For what work?	harvest		
What nationality?			

Remarks: \_\_\_\_\_

The foregoing statement was made on the \_\_\_\_\_ day of \_\_\_\_\_ A. D. 1918.

John Schloer  
 Signature of Assessor.

This return is made to your County Auditor, and by him sent to J. A. O. Preus, State Auditor, State Capitol, St. Paul, Minn.

County Louqui Pail Township (City or Village) Perry  
 Name John H. Diermer Post Office Address Madison R. F. D. No. 2  
 Nearest Shipping Point Madison What Railroads St. G.  
 Nationality or descent of farmer N

### FARM CROP AND LABOR REPORT

Crop	Acres in 1917	Acres in 1918
Barley	8	
Beans		
Beets		
Buckwheat		
Corn	45	30
Fruit		
Hay	12	12
Oats	25	30
Potatoes	1	1/2
Rutabagas		
Rye	40	35
Spelts		
Sorghum		
Sugar Beets		
Wheat	125	125

Stock	Number in 1917	Number in 1918
Hogs	12	2
Horses	7	7
Milch Cows	5	5
Other Cattle	3	3
Poultry	150	100
Sheep		

Silos now erected \_\_\_\_\_  
 To be erected in 1918 \_\_\_\_\_

#### DO YOU NEED MORE FARM LABOR?

	Men	Women	Boys
How many? _____			
When? _____			
For how long? _____			
For what work? _____			
What nationality? _____			

Remarks: \_\_\_\_\_

The foregoing statement was made on the \_\_\_\_\_ day of \_\_\_\_\_ A. D. 1918.

John Schluener  
 Signature of Assessor.

This return is made to your County Auditor, and by him sent to J. A. O. Preus, State Auditor, State Capitol, St. Paul, Minn.