



Farm Crop and Labor Reports

Copyright Notice:

This material may be protected by copyright law (U.S. Code, Title 17). Researchers are liable for any infringement. For more information, visit www.mnhs.org/copyright.

Beaver Creek

Beaver Creek

County Rock Township (City or Village) Beaver Creek

Name _____ Post Office Address _____ R. F. D. No. _____

Nearest Shipping Point _____ What Railroads _____

Nationality or descent of farmer _____

FARM CROP AND LABOR REPORT

Crop	Acres in 1917	Acres in 1918
Barley	615	1112
Beans	1 1/4	1/2
Beets		
Buckwheat		
Corn	9330	9179
Fruit		
Hay	1966	1908
Oats	7399	8556
Potatoes	151 1/4	244
Rutabagas		
Rye	83	91
Spelts	5	5
Sorghum		
Sugar Beets		
Wheat	46	426

Stock	Number in 1917	Number in 1918
Hogs	6810	8021
Horses	1003	1143
Milch Cows	814	903
Other Cattle	2503	2692
Poultry	11298	10833
Sheep	867	1423

Silos now erected	12
To be erected in 1918	1

DO YOU NEED MORE FARM LABOR?			
	Men	Women	Boys
How many?			
When?			
For how long?			
For what work?			
What nationality?			

Remarks: _____

The foregoing statement was made on the _____ day of _____ A. D. 1918.

Signature of Assessor.

This return is made to your County Auditor, and by him sent to J. A. O. Preus, State Auditor, State Capitol, St. Paul, Minn.

FARM LABOR NEEDED IN BEAVER CREEK TOWNSHIP.

Name.	Address.	No. of men needed.	No. of women needed.	When.	How Long.
S. Johansen	Beaver Creek	1			Corn plowing, Harvest
Enery Ott.	Beaver Creek	1			Harvest
Roy L. Norton	Luverne, Minn.	2			Harvest.
Will Sodeman	Luverne, Minn.	1			Harvest.
Mike Schriems	Luverne, Minn.	1			Harvest.
Mrs. Tina Standish	Luverne, Minn.	1			Harvest.
Walter Stoteran	Luverne, Minn.	1			Harvest.
W. E. Hillman	Luverne, Minn.	1			Harvest.
Ben Verslius	Luverne, Minn.	1			Harvest.
Alva Ott.	Luverne, Minn.	1			July 1,
W.W. Bell	Beaver Creek,	4			July & Aug. 2 Mo.
Andrew Edmundson	Garretson,	1			Harvest.
Holden Jordahl	Garretson,	1			From now on.
Andrew Larson	Garretson,	1			Harvest.
Clarence Kille	Luverne, Minn.	1			Haying & Harvest
E. S. Eitreim	Beaver Creek,	1			Harvest.
D. Roenan	Beaver Creek,	1			Right through.
Rollog Bros.	Beaver Creek,	1			Harvest.
Mrs. H. Rochan	Beaver Creek,	2			Rest of summer.
Adolph Hilbert	Luverne, Minn.	1			July & Aug. 1 Mo.
Arthur Stoteran	Beaver Creek,	1			All through.
C. Samuelson	Beaver Creek,	1			Haying & Harvest
Henry Christianson	Beaver Creek,	1			Harvest.
Hugo Baustian	Beaver Creek,	1			After July 1,
John Sievert	Beaver Creek,	1			July & Aug. 1 Mo.
Peter M. Wiese	Luverne, Minn.	1			July & Aug. 6 weeks
Wm. McCurdy	Beaver Creek,	1			Most any time.
Rich. Schroeder	Beaver Creek,	1			August, Week.
R. Fenstermaker	Beaver Creek,	1			August, 1 Week.
B. W. Bennett	Beaver Creek,	2			From now on,
Simon Barstad	Beaver Creek,	1			June, 3 Mo.
John Boettcher	Beaver Creek,	1			July, Aug. & Sept.
Arne Freim	Garretson,	1			Haying & Harvest.
Sam Langhert	Luverne, Minn.	1			July & Aug. 2 Mo.
Alex Willers	Beaver Creek.	1			July & Aug. 2 Mo.
John Holmbock	Beaver Creek,	1			July & Aug. 1 Mo.
Gus Geheke	Beaver Creek,	1			July & Aug. 2 Mo.
Fred Larson	Beaver Creek,	1			July & Aug. 1 Mo.
Wm. Kuehl	Luverne, Minn.	1			July 4 or 5 Mo.
Henry Vis	Beaver Creek,	1			July & Aug. 2 Mo.
J. Allenskinder	Beaver Creek,	1			July & Aug. 2 Mo.
Adolph Wollenberg	Beaver Creek,	7			Aug. & Sept. 40 days.
M. H. Sunden	Beaver Creek,	1			From now on.
Juhl Bros.	Luverne, Minn.	2			Harvest.
Geo. Sandstede	Beaver Creek	1			June till Sept. 3 Mo
Peter Fagam		1			Harvest.
T. A. Tokheim	Beaver Creek	1			June 1 Mo.
L. C. Sanford	Valley Spring	1			June & July, 2 Mo.
Carl Anderson	Beaver Creek	1			July & Aug. 1 Mo.
N.N. Kahler	Beaver Creek	1			Harvest, 1 Mo.
Joe Alink	Beaver Creek	1			July & Aug. 1 Mo.
J. S. Crawford	Beaver Creek	1			July & Aug. 1 Mo.

County Rock Township (City or Village) _____
 Name Johnsen S. Post Office Address Beaver Creek R. F. D. No. 1
 Nearest Shipping Point Beaver Creek What Railroads Omaha
 Nationality or descent of farmer German

FARM CROP AND LABOR REPORT

Crop	Acres in 1917	Acres in 1918
Barley		26
Beans		
Beets		
Buckwheat		
Corn		56
Fruit		
Hay		14
Oats		
Potatoes		
Rutabagas		
Rye		
Spelts		
Sorghum		
Sugar Beets		
Wheat		14

Stock	Number in 1917	Number in 1918
Hogs		33
Horses		7
Milch Cows		5
Other Cattle		20
Poultry		50
Sheep		2

Silos now erected None
 To be erected in 1918 None

DO YOU NEED MORE FARM LABOR?			
	Men	Women	Boys
How many?	1		
When?	1st week in June		
For how long?	etc		
For what work?			
What nationality?			

Remarks: _____

The foregoing statement was made on the 19th day of June A. D. 1918.

J. W. Gibson
Signature of Assessor.

This return is made to your County Auditor, and by him sent to J. A. O. Preus, State Auditor, State Capitol, St. Paul, Minn.

County Boch. Township (City or Village) _____

Name Cummings Roy Post Office Address Beaver Creek R. F. D. No. 1

Nearest Shipping Point Beaver Creek What Railroads Omaha

Nationality or descent of farmer American

FARM CROP AND LABOR REPORT

Crop	Acres in 1917	Acres in 1918
Barley		
Beans		
Beets		
Buckwheat		
Corn	120	87
Fruit		
Hay	9 1/2	16
Oats	70	85
Potatoes	1/2	1/2
Rutabagas		
Rye		
Spelts		
Sorghum		
Sugar Beets		
Wheat		5

Stock	Number in 1917	Number in 1918
Hogs	90	200
Horses	11	11
Milch Cows	2	2
Other Cattle	3	3
Poultry	60	40
Sheep	5-5'	46

Silos now erected None
 To be erected in 1918 None

DO YOU NEED MORE FARM LABOR?			
	Men	Women	Boys
How many?			
When?	<u>No</u>		
For how long?			
For what work?			
What nationality?			

Remarks: _____

The foregoing statement was made on the 19th day of June A. D. 1918.

J. W. Gibson
 Signature of Assessor.

This return is made to your County Auditor, and by him sent to J. A. O. Preus, State Auditor, State Capitol, St. Paul, Minn.

County Rock Township (City or Village) _____
 Name Wm Stegeman Post Office Address Beaver Creek R. F. D. No. 1
 Nearest Shipping Point Beaver Creek What Railroads Omaha
 Nationality or descent of farmer German

FARM CROP AND LABOR REPORT

Crop	Acres in 1917	Acres in 1918
Barley		30
Beans	1	
Beets		
Buckwheat		
Corn	150	100
Fruit		
Hay	7	7
Oats	120	150
Potatoes	1/2	1 1/2
Rutabagas		
Rye		
Spelts		
Sorghum		
Sugar Beets		
Wheat		

Stock	Number in 1917	Number in 1918
Hogs	60	
Horses	9	12
Milch Cows	5	7
Other Cattle	35	26
Poultry	100	100
Sheep		

Silos now erected None
 To be erected in 1918 None

DO YOU NEED MORE FARM LABOR?			
	Men	Women	Boys
How many?			
When?			
For how long?	<u>None</u>		
For what work?			
What nationality?			

Remarks: _____

The foregoing statement was made on the 19th day of June A. D. 1918.

J. W. Gibson
 Signature of Assessor.

This return is made to your County Auditor, and by him sent to J. A. O. Preus, State Auditor, State Capitol, St. Paul, Minn.

County Rock Township (City or Village) _____

Name Emery Ott Post Office Address Beaver Creek R. F. D. No. 1

Nearest Shipping Point Beaver Creek What Railroads Onaka

Nationality or descent of farmer American

FARM CROP AND LABOR REPORT

Crop	Acres in 1917	Acres in 1918
Barley	15	20
Beans		
Beets		
Buckwheat		
Corn	63	50
Fruit		
Hay	9	9
Oats	30	45
Potatoes	1	1
Rutabagas		
Rye		
Spelts		
Sorghum		
Sugar Beets		
Wheat		

Stock	Number in 1917	Number in 1918
Hogs	63	15
Horses	7	6
Milch Cows	5	6
Other Cattle	13	11
Poultry	75	75
Sheep	—	—

Silos now erected None
 To be erected in 1918 None

DO YOU NEED MORE FARM LABOR?

	Men	Women	Boys
How many?	1		
When?	<u>Harvest</u>		
For how long?			
For what work?			
What nationality?			

Remarks: _____

The foregoing statement was made on the 19th day of June A. D. 1918.

J. W. Gibson
 Signature of Assessor.

This return is made to your County Auditor, and by him sent to J. A. O. Preus, State Auditor, State Capitol, St. Paul, Minn.

County Rock Township (City or Village) _____
 Name Ray L. Norton Post Office Address Luluville R. F. D. No. 1
 Nearest Shipping Point Luluville What Railroads Amtrak
 Nationality or descent of farmer American Irish descent

FARM CROP AND LABOR REPORT

Crop	Acres in 1917	Acres in 1918
Barley	50	60
Beans		
Beets		
Buckwheat		
Corn	80	75
Fruit		
Hay	25	25
Oats	100	85
Potatoes	1	1
Rutabagas		
Rye		
Spelts		
Sorghum		
Sugar Beets		
Wheat		

Stock	Number in 1917	Number in 1918
Hogs	66	70
Horses	13	12
Milch Cows	7	7
Other Cattle	43	41
Poultry	50	50
Sheep		

Silos now erected	<u>None</u>
To be erected in 1918	<u>None</u>

DO YOU NEED MORE FARM LABOR?			
	Men	Women	Boys
How many?	2		
When?	Harvest		
For how long?	etc.		
For what work?			
What nationality?			

Remarks: _____

The foregoing statement was made on the 17th day of June A. D. 1918.

J. W. Gibson
 Signature of Assessor.

This return is made to your County Auditor, and by him sent to J. A. O. Preus, State Auditor, State Capitol, St. Paul, Minn.

County Rock Township (City or Village) _____

Name Will Lodeman Post Office Address Luxmoore R. F. D. No. 1

Nearest Shipping Point Luxmoore What Railroads Omaha

Nationality or descent of farmer American

FARM CROP AND LABOR REPORT

Crop	Acres in 1917	Acres in 1918
Barley		
Beans		
Beets		
Buckwheat		
Corn	43	45
Fruit		
Hay	5	10
Oats	12	80
Potatoes		2
Rutabagas		
Rye		
Spelts		
Sorghum		
Sugar Beets		
Wheat		

Stock	Number in 1917	Number in 1918
Hogs	62	63
Horses	3	5
Milch Cows	6	6
Other Cattle		18
Poultry	65	65
Sheep		

Silos now erected None
 To be erected in 1918 None

DO YOU NEED MORE FARM LABOR?			
	Men	Women	Boys
How many?	1		
When?	<u>Harvest</u>		
For how long?			
For what work?			
What nationality?			

Remarks: _____

The foregoing statement was made on the 17th day of June A. D. 1918.

J. W. Gibson
 Signature of Assessor.

This return is made to your County Auditor, and by him sent to J. A. O. Preus, State Auditor, State Capitol, St. Paul, Minn.

County Rock Township (City or Village) _____
 Name Mike Schreiner Post Office Address L. Verne R. F. D. No. 2
 Nearest Shipping Point L. Verne What Railroads Amtrak
 Nationality or descent of farmer German

FARM CROP AND LABOR REPORT

Crop	Acres in 1917	Acres in 1918
Barley		
Beans		
Beets		
Buckwheat		
Corn	55	55
Fruit		
Hay	15	
Oats	70	60
Potatoes	2	1 1/2
Rutabagas		
Rye		
Spelts		
Sorghum		
Sugar Beets		
Wheat		

Stock	Number in 1917	Number in 1918
Hogs	48	70
Horses	13	12
Milch Cows	11	11
Other Cattle	40	19
Poultry	100	100
Sheep		

Silos now erected _____
 To be erected in 1918 Yes Tripple Wall

DO YOU NEED MORE FARM LABOR?			
	Men	Women	Boys
How many?	1		
When?	<u>Harvest</u>		
For how long?			
For what work?			
What nationality?			

Remarks: _____

The foregoing statement was made on the 17th day of June A. D. 1918,

J. W. Gibson
 Signature of Assessor.

This return is made to your County Auditor, and by him sent to J. A. O. Preus, State Auditor, State Capitol, St. Paul, Minn.

County Rock Township (City or Village) _____
 Name Henry Bahri Post Office Address Lutern R. F. D. No. 2
 Nearest Shipping Point Lutern What Railroads Omaha
 Nationality or descent of farmer American, German descent

FARM CROP AND LABOR REPORT

Crop	Acres in 1917	Acres in 1918
Barley		
Beans		
Beets		
Buckwheat		
Corn	100	100
Fruit		
Hay	20	20
Oats	70	70
Potatoes	2	
Rutabagas		
Rye		
Spelts		
Sorghum		
Sugar Beets		
Wheat		

Stock	Number in 1917	Number in 1918
Hogs	180	65
Horses	11	13
Milch Cows	10	10
Other Cattle	35	25
Poultry	50	50
Sheep	—	—

Silos now erected _____
 To be erected in 1918 Yes Triple Wall

DO YOU NEED MORE FARM LABOR?			
	Men	Women	Boys
How many?			
When?	<u>70</u>		
For how long?			
For what work?			
What nationality?			

Remarks: _____

The foregoing statement was made on the 17th day of June A. D. 1918.

J. W. Gibson
 Signature of Assessor.

This return is made to your County Auditor, and by him sent to J. A. O. Preus, State Auditor, State Capitol, St. Paul, Minn.

County Rock Township (City or Village) _____

Name Skewes Bros Post Office Address Lutvorne R. F. D. No. 1

Nearest Shipping Point Lutvorne What Railroads Amtrak & Rock Island

Nationality or descent of farmer American

FARM CROP AND LABOR REPORT

Crop	Acres in 1917	Acres in 1918
Barley		12
Beans		
Beets		
Buckwheat		
Corn	80	90
Fruit		
Hay	40	40
Oats	60	90
Potatoes	3	2
Rutabagas		
Rye		
Spelts		
Sorghum		
Sugar Beets		
Wheat		8

Stock	Number in 1917	Number in 1918
Hogs	66	100
Horses	11	19
Milch Cows	5	5
Other Cattle	40	45
Poultry	100	60
Sheep		

Silos now erected None
 To be erected in 1918 None

DO YOU NEED MORE FARM LABOR?			
	Men	Women	Boys
How many?	2		
When?			
For how long?			
For what work?			
What nationality?			

Remarks: Breeding Shorthorn Cattle & has 21 dead Reg Cattle.
Breeder J. Puchuron Horses

The foregoing statement was made on the 17th day of June A. D. 1918.

J. W. Gibson
 Signature of Assessor.

This return is made to your County Auditor, and by him sent to J. A. O. Preus, State Auditor, State Capitol, St. Paul, Minn.

County Rock Township (City or Village) _____
 Name Elmer J. Stensland Post Office Address Parretson 1st St. R. F. D. No. 2
 Nearest Shipping Point Parretson What Railroads Great Northern
 Nationality or descent of farmer American Norwegian Descent.

FARM CROP AND LABOR REPORT

Crop	Acres in 1917	Acres in 1918
Barley		
Beans		
Beets		
Buckwheat		
Corn	44	45
Fruit		
Hay		
Oats	42	41
Potatoes		
Rutabagas		
Rye		
Spelts		
Sorghum		
Sugar Beets		
Wheat		

Stock	Number in 1917	Number in 1918
Hogs		
Horses	4	4
Milch Cows		1
Other Cattle		
Poultry	50	40
Sheep		

Silos now erected _____
 To be erected in 1918 _____

DO YOU NEED MORE FARM LABOR?			
	Men	Women	Boys
How many?			
When?	No		
For how long?			
For what work?			
What nationality?			

Remarks: _____

The foregoing statement was made on the 17th day of June A. D. 1918.

J. W. Gibson
 Signature of Assessor.

This return is made to your County Auditor, and by him sent to J. A. O. Preus, State Auditor, State Capitol, St. Paul, Minn.

County Roch. Township (City or Village) _____

Name Ole Bjirsh Post Office Address Beaver Creek R. F. D. No. 1

Nearest Shipping Point Beaver Creek What Railroads Omaha

Nationality or descent of farmer German

FARM CROP AND LABOR REPORT

Crop	Acres in 1917	Acres in 1918
Barley		17
Beans		
Beets		
Buckwheat		
Corn	17	
Fruit		
Hay		
Oats	13	
Potatoes		
Rutabagas		
Rye		
Spelts		
Sorghum		
Sugar Beets		
Wheat		

Stock	Number in 1917	Number in 1918
Hogs		
Horses	2	2
Milch Cows	12	12
Other Cattle	20	22
Poultry	75	75
Sheep	100	130

Silos now erected _____

To be erected in 1918 _____

DO YOU NEED MORE FARM LABOR?

	Men	Women	Boys
How many?			
When?			
For how long?			
For what work?			
What nationality?			

Remarks: _____

The foregoing statement was made on the 17th day of June A. D. 1918.

J. W. Gibson
Signature of Assessor.

This return is made to your County Auditor, and by him sent to J. A. O. Preus, State Auditor, State Capitol, St. Paul, Minn.

County Rock Township (City or Village) _____

Name Lewis Ameson Post Office Address Garretten R. F. D. No. 2

Nearest Shipping Point Booga What Railroads Great Northern

Nationality or descent of farmer American Norwegian Descent

FARM CROP AND LABOR REPORT

Crop	Acres in 1917	Acres in 1918
Barley		11
Beans		
Beets		
Buckwheat		
Corn	50	50
Fruit		
Hay	20	20
Oats	30	30
Potatoes	3	3
Rutabagas		
Rye		
Spelts		
Sorghum		
Sugar Beets		
Wheat	4½	6

Stock	Number in 1917	Number in 1918
Hogs	70	50
Horses	5	5
Milch Cows	6	10
Other Cattle	12	20
Poultry	200	130
Sheep	—	—

Silos now erected	
To be erected in 1918	1 Cement

DO YOU NEED MORE FARM LABOR?			
	Men	Women	Boys
How many?			
When?			
For how long?			
For what work?			
What nationality?			

Remarks: _____

The foregoing statement was made on the 17th day of June A. D. 1918.

J. W. Gibson
Signature of Assessor.

This return is made to your County Auditor, and by him sent to J. A. O. Preus, State Auditor, State Capitol, St. Paul, Minn.

County Roch Township (City or Village) _____

Name Mrs. Tina Standish Post Office Address Lullume R. F. D. No. 1

Nearest Shipping Point Beaver Creek What Railroads Omaha

Nationality or descent of farmer American

FARM CROP AND LABOR REPORT

Crop	Acres in 1917	Acres in 1918
Barley		
Beans		
Beets		
Buckwheat		
Corn	50	60
Fruit		
Hay		
Oats	46	70
Potatoes	2	4
Rutabagas		
Rye		
Spelts		
Sorghum		
Sugar Beets		
Wheat		

Stock	Number in 1917	Number in 1918
Hogs	40	42
Horses	5	3
Milch Cows	8	9
Other Cattle	7	7
Poultry	45	45
Sheep		

Silos now erected	
To be erected in 1918	

DO YOU NEED MORE FARM LABOR?			
	Men	Women	Boys
How many?	1		
When?			
For how long?	Harvest		
For what work?			
What nationality?			

Remarks: _____

The foregoing statement was made on the 17th day of June A. D. 1918.

J. W. Gibson
Signature of Assessor.

This return is made to your County Auditor, and by him sent to J. A. O. Preus, State Auditor, State Capitol, St. Paul, Minn.

County Rock Township (City or Village) _____

Name Walter Stoteman Post Office Address Lukene R. F. D. No. 2

Nearest Shipping Point Lukene What Railroads Amaha

Nationality or descent of farmer American German Descent

FARM CROP AND LABOR REPORT

Crop	Acres in 1917	Acres in 1918
Barley	15	10
Beans		
Beets		
Buckwheat		
Corn	45	50
Fruit		
Hay	20	20
Oats	45	45
Potatoes	2	2
Rutabagas		
Rye		
Spelts		
Sorghum		
Sugar Beets		
Wheat		

Stock	Number in 1917	Number in 1918
Hogs	30	36
Horses	5	5
Milch Cows	3	13
Other Cattle		10
Poultry		100
Sheep		

Silos now erected	
To be erected in 1918	

DO YOU NEED MORE FARM LABOR?			
	Men	Women	Boys
How many?	1		
When?	<u>Harvest</u>		
For how long?	<u>Harvest</u>		
For what work?	<u>Harvest</u>		
What nationality?			

Remarks: _____

The foregoing statement was made on the 17th day of June A. D. 1918.

J. W. Gibson
Signature of Assessor.

This return is made to your County Auditor, and by him sent to J. A. O. Preus, State Auditor, State Capitol, St. Paul, Minn.

County Rock Township (City or Village) _____

Name W. E. Hillman Post Office Address Lufkin R. F. D. No. 1

Nearest Shipping Point Lufkin What Railroads Omaha

Nationality or descent of farmer American

FARM CROP AND LABOR REPORT

Crop	Acres in 1917	Acres in 1918
Barley		50
Beans		
Beets		
Buckwheat		
Corn	65	80
Fruit		
Hay	10	20
Oats	50	75
Potatoes	1/2	1
Rutabagas		
Rye		
Spelts		
Sorghum		
Sugar Beets		
Wheat		

Stock	Number in 1917	Number in 1918
Hogs	25	49
Horses	5	9
Milch Cows	4	7
Other Cattle	12	6
Poultry	300	100
Sheep	—	—

Silos now erected _____
To be erected in 1918 None

DO YOU NEED MORE FARM LABOR?

	Men	Women	Boys
How many?	<u>Harvest</u>		
When?	<u>Harvest</u>		
For how long?	<u>Harvest</u>		
For what work?			
What nationality?			

Remarks: _____

The foregoing statement was made on the 12th day of June A. D. 1918.

J. W. Gibson
Signature of Assessor.

This return is made to your County Auditor, and by him sent to J. A. O. Preus, State Auditor, State Capitol, St. Paul, Minn.

County Roch. Township (City or Village) _____

Name Peter Herman Post Office Address St. Anne R. F. D. No. _____

Nearest Shipping Point St. Anne What Railroads Omaha

Nationality or descent of farmer _____

FARM CROP AND LABOR REPORT

Crop	Acres in 1917	Acres in 1918
Barley	80	35
Beans		
Beets		
Buckwheat		
Corn	70	59
Fruit		
Hay	13	
Oats	16	12
Potatoes	—	1/2
Rutabagas		
Rye		
Spelts		
Sorghum		
Sugar Beets		
Wheat		

Stock	Number in 1917	Number in 1918
Hogs	60	70
Horses	12	7
Milch Cows	6	7
Other Cattle	31	40
Poultry	125	125
Sheep		

Silos now erected	<u>None</u>
To be erected in 1918	<u>None</u>

DO YOU NEED MORE FARM LABOR?			
	Men	Women	Boys
How many?			
When?	<u>None</u>		
For how long?			
For what work?			
What nationality?			

Remarks: _____

The foregoing statement was made on the 17th day of June A. D. 1918.

J. W. Gibson
Signature of Assessor.

This return is made to your County Auditor, and by him sent to J. A. O. Preus, State Auditor, State Capitol, St. Paul, Minn.

County Rock Township (City or Village) _____

Name Ed Hardus Post Office Address Luxemburg R. F. D. No. 1

Nearest Shipping Point Luxemburg What Railroads Omaha

Nationality or descent of farmer American

FARM CROP AND LABOR REPORT

Crop	Acres in 1917	Acres in 1918
Barley	20	10
Beans		
Beets		
Buckwheat		
Corn	55	60
Fruit	8	8
Hay	48	48
Oats	1	1
Potatoes		
Rutabagas		
Rye		
Spelts		
Sorghum		
Sugar Beets		
Wheat		

Stock	Number in 1917	Number in 1918
Hogs	60	50
Horses	12	12
Milch Cows	4	4
Other Cattle	3	4
Poultry	100	100
Sheep		

Silos now erected None
 To be erected in 1918 None

DO YOU NEED MORE FARM LABOR?			
	Men	Women	Boys
How many?			
When?			
For how long?			
For what work?			
What nationality?			

Remarks: _____

The foregoing statement was made on the 17th day of June A. D. 1918.

J. W. Gibson
 Signature of Assessor.

This return is made to your County Auditor, and by him sent to J. A. O. Preus, State Auditor, State Capitol, St. Paul, Minn.

County Rock Township (City or Village) _____
 Name Bess Versluis Post Office Address Lutvane R. F. D. No. 1
 Nearest Shipping Point Lutvane What Railroads Omaha
 Nationality or descent of farmer Hollander

FARM CROP AND LABOR REPORT

Crop	Acres in 1917	Acres in 1918
Barley		
Beans		
Beets		
Buckwheat		
Corn	60	50
Fruit		
Hay	5	8
Oats	15	70
Potatoes		1/2
Rutabagas		
Rye		
Spelts		
Sorghum		
Sugar Beets		
Wheat		

Stock	Number in 1917	Number in 1918
Hogs		
Horses	4	8
Milch Cows	1	5
Other Cattle		4
Poultry	25	60
Sheep		

Silos now erected	—
To be erected in 1918	—

DO YOU NEED MORE FARM LABOR?			
	Men	Women	Boys
How many?	1		
When?	Harvest		
For how long?			
For what work?			
What nationality?			

Remarks: _____

The foregoing statement was made on the 17th day of June A. D. 1918.

J. W. Gibson
 Signature of Assessor.

This return is made to your County Auditor, and by him sent to J. A. O. Preus, State Auditor, State Capitol, St. Paul, Minn.

County Roch Township (City or Village) _____
 Name Alva Ott Post Office Address Lufkin R. F. D. No. 2
 Nearest Shipping Point Beaver Creek What Railroads Omaha
 Nationality or descent of farmer American German descent

FARM CROP AND LABOR REPORT

Crop	Acres in 1917	Acres in 1918
Barley	10	35
Beans		
Beets		
Buckwheat		
Corn	60	75
Fruit		
Hay	8	15
Oats	50	80
Potatoes		
Rutabagas		
Rye		
Spelts		
Sorghum		
Sugar Beets		
Wheat		

Stock	Number in 1917	Number in 1918
Hogs	33	58
Horses	6	8
Milch Cows	4	9
Other Cattle	8	16
Poultry	50	50
Sheep	50	66

Silos now erected None
 To be erected in 1918 None

DO YOU NEED MORE FARM LABOR?			
	Men	Women	Boys
How many?	1		
When?	July 1		
For how long?			
For what work?			
What nationality?			

Remarks: _____

The foregoing statement was made on the 17th day of June A. D. 1918.

J. W. Gibson
 Signature of Assessor.

This return is made to your County Auditor, and by him sent to J. A. O. Preus, State Auditor, State Capitol, St. Paul, Minn.

County Rock Township (City or Village) _____
 Name Gust P. Johnson Post Office Address Valley Spring, Ark R. F. D. No. 2
 Nearest Shipping Point Valley Spring What Railroads Benches
 Nationality or descent of farmer American Swedish Descent

FARM CROP AND LABOR REPORT

Crop	Acres in 1917	Acres in 1918
Barley		
Beans		
Beets		
Buckwheat		
Corn	50	51
Fruit		
Hay	15	15
Oats	51	40
Potatoes	1/4	1/4
Rutabagas		
Rye		
Spelts		
Sorghum		
Sugar Beets		
Wheat		10

Stock	Number in 1917	Number in 1918
Hogs	52	60
Horses	5	5
Milch Cows	6	2
Other Cattle	30	26
Poultry	50	50
Sheep	—	—

Silos now erected None
 To be erected in 1918 None

DO YOU NEED MORE FARM LABOR?			
	Men	Women	Boys
How many?			
When?			
For how long?			
For what work?			
What nationality?			

Remarks: _____

The foregoing statement was made on the 18th day of June A. D. 1918.

J. W. Gibson
 Signature of Assessor.

This return is made to your County Auditor, and by him sent to J. A. O. Preus, State Auditor, State Capitol, St. Paul, Minn.

County Rock Township (City or Village) _____
 Name W. J. Stearns Post Office Address Valley Spring, Ark. R. F. D. No. 2
 Nearest Shipping Point Marley Minn. What Railroads Great N.
 Nationality or descent of farmer American.

FARM CROP AND LABOR REPORT

Crop	Acres in 1917	Acres in 1918
Barley		
Beans		1/4
Beets		
Buckwheat		
Corn	60	55
Fruit		
Hay	10	16
Oats	40	45
Potatoes	6	6
Rutabagas		
Rye		7
Spelts		
Sorghum		
Sugar Beets		
Wheat	25	30

Stock	Number in 1917	Number in 1918
Hogs	30	40
Horses	10	15
Milch Cows	10	16
Other Cattle	21	20
Poultry	200	175
Sheep		

Silos now erected _____
 To be erected in 1918 One

DO YOU NEED MORE FARM LABOR?			
	Men	Women	Boys
How many?			
When?			
For how long?			
For what work?			
What nationality?			

Remarks: _____

The foregoing statement was made on the 18th day of June A. D. 1918.

J. W. Gibson.
 Signature of Assessor.

This return is made to your County Auditor, and by him sent to J. A. O. Preus, State Auditor, State Capitol, St. Paul, Minn.

County Roch. Township (City or Village) _____

Name R. C. Lewis Post Office Address Valley Springs ^{SO. Dak.} R. F. D. No. 2

Nearest Shipping Point Valley Springs What Railroads Omaha

Nationality or descent of farmer American

FARM CROP AND LABOR REPORT

Crop	Acres in 1917	Acres in 1918
Barley		
Beans		
Beets		
Buckwheat		
Corn	60	60
Fruit		
Hay	10	10
Oats	27	31
Potatoes	1/2	1
Rutabagas		
Rye		
Spelts		
Sorghum		
Sugar Beets		
Wheat		

Stock	Number in 1917	Number in 1918
Hogs	45	37
Horses	5	5
Milch Cows	8	8
Other Cattle	42	37
Poultry	100	100
Sheep	—	—

Silos now erected None
 To be erected in 1918 None

DO YOU NEED MORE FARM LABOR?			
	Men	Women	Boys
How many?			
When?			
For how long?			
For what work?			
What nationality?			

Remarks: _____

The foregoing statement was made on the 18th day of June A. D. 1918.

J. W. Gibson
 Signature of Assessor.

This return is made to your County Auditor, and by him sent to J. A. O. Preus, State Auditor, State Capitol, St. Paul, Minn.

County Rock Township (City or Village) _____
 Name A. C. Schofield Post Office Address Valley Springs R. F. D. No. 2
 Nearest Shipping Point Maple What Railroads Great Northern
 Nationality or descent of farmer American

FARM CROP AND LABOR REPORT

Crop	Acres in 1917	Acres in 1918
Barley		
Beans		
Beets		
Buckwheat		
Corn	45	40
Fruit		
Hay	10	7
Oats	40	40
Potatoes	3	3
Rutabagas		
Rye		
Spelts	5	5
Sorghum		
Sugar Beets		
Wheat		10

Stock	Number in 1917	Number in 1918
Hogs	40	38
Horses	5	8
Milch Cows	14	17
Other Cattle	13	25
Poultry	75	75
Sheep		

Silos now erected None
 To be erected in 1918 None

DO YOU NEED MORE FARM LABOR?			
	Men	Women	Boys
How many?	7		
When?			
For how long?			
For what work?			
What nationality?			

Remarks: _____

The foregoing statement was made on the 18th day of June A. D. 1918.

J. W. Gibson
 Signature of Assessor.

This return is made to your County Auditor, and by him sent to J. A. O. Preus, State Auditor, State Capitol, St. Paul, Minn.

County _____ Township (City or Village) _____
 Name Leroy Pinney Post Office Address Valley Springs S. Dak. R. F. D. No. 2
 Nearest Shipping Point Manly What Railroads Great Northern
 Nationality or descent of farmer American

FARM CROP AND LABOR REPORT

Crop	Acres in 1917	Acres in 1918
Barley		
Beans		
Beets		
Buckwheat		
Corn	40	38
Fruit		
Hay		4
Oats	35	33
Potatoes	1/4	2
Rutabagas		
Rye		
Spelts		
Sorghum		
Sugar Beets		
Wheat		

Stock	Number in 1917	Number in 1918
Hogs	8	35
Horses	2	6
Milch Cows	1	10
Other Cattle	43	50
Poultry	12	50
Sheep	—	—

Silos now erected _____
 To be erected in 1918 None

DO YOU NEED MORE FARM LABOR?			
	Men	Women	Boys
How many?			
When?			
For how long?			
For what work?			
What nationality?			

Remarks: _____

The foregoing statement was made on the 18th day of June A. D. 1918.

J. Gibson
Signature of Assessor.

This return is made to your County Auditor, and by him sent to J. A. O. Preus, State Auditor, State Capitol, St. Paul, Minn.

County Rock Township (City or Village) _____

Name W. W. Bell Post Office Address Beans Creek R. F. D. No. 1

Nearest Shipping Point Mainey What Railroads Great Northern

Nationality or descent of farmer American Jewish Descendant

FARM CROP AND LABOR REPORT

Crop	Acres in 1917	Acres in 1918
Barley		
Beans		
Beets		
Buckwheat		
Corn	50	40
Fruit		
Hay	47	52
Oats	35	36
Potatoes	1/2	1/2
Rutabagas		
Rye		
Spelts		
Sorghum		
Sugar Beets		
Wheat		

Stock	Number in 1917	Number in 1918
Hogs	125	100
Horses	8	8
Milch Cows	6	6
Other Cattle	9	3
Poultry	35	35
Sheep	360	440

Silos now erected	<u>None</u>
To be erected in 1918.	<u>None</u>

DO YOU NEED MORE FARM LABOR?			
	Men	Women	Boys
How many?	4		
When?	<u>July & Aug.</u>		
For how long?	<u>2 months</u>		
For what work?	<u>Haying & Harvest</u>		
What nationality?			

Remarks: _____

The foregoing statement was made on the 18th day of June A. D. 1918.

J. W. Gibson
Signature of Assessor.

This return is made to your County Auditor, and by him sent to J. A. O. Preus, State Auditor, State Capitol, St. Paul, Minn.

County Rock, Township (City or Village) _____
 Name Carl W. Tambert Post Office Address Beaver Creek R. F. D. No. 1
 Nearest Shipping Point Beaver Creek What Railroads Omaha
 Nationality or descent of farmer Americans

FARM CROP AND LABOR REPORT

Crop	Acres in 1917	Acres in 1918
Barley		18
Beans		1/4
Beets		
Buckwheat		
Corn	140	100
Fruit		
Hay	25	5
Oats	100	100
Potatoes	1	1
Rutabagas		
Rye		
Spelts		
Sorghum		
Sugar Beets		
Wheat		

Stock	Number in 1917	Number in 1918
Hogs	95	70
Horses	17	15
Milch Cows	3	4
Other Cattle	40	58
Poultry	90	90
Sheep	—	—

Silos now erected None
 To be erected in 1918 one Trupper Well

DO YOU NEED MORE FARM LABOR?			
	Men	Women	Boys
How many?			
When?			
For how long?			
For what work?			
What nationality?			

Remarks: _____

The foregoing statement was made on the 18th day of June A. D. 1918.

J. Gibson
 Signature of Assessor.

This return is made to your County Auditor, and by him sent to J. A. O. Preus, State Auditor, State Capitol, St. Paul, Minn.

County Rock Township (City or Village) _____

Name Adolph Larsen Post Office Address Garriston R. F. D. No. 2

Nearest Shipping Point Booge What Railroads Great N.

Nationality or descent of farmer American Norwegian Descent

FARM CROP AND LABOR REPORT

Crop	Acres in 1917	Acres in 1918
Barley		
Beans		
Beets		
Buckwheat		
Corn	50	35
Fruit		
Hay	15	15
Oats	30	20
Potatoes	1	1
Rutabagas		
Rye		
Spelts		
Sorghum		
Sugar Beets		
Wheat		

Stock	Number in 1917	Number in 1918
Hogs	30	26
Horses	6	5
Milch Cows	4	5
Other Cattle	12	11
Poultry	40	50
Sheep	—	—

Silos now erected _____
 To be erected in 1918 None

DO YOU NEED MORE FARM LABOR?			
	Men	Women	Boys
How many?			
When?			
For how long?			
For what work?			
What nationality?			

Remarks: _____

The foregoing statement was made on the 15th day of June A. D. 1918.

J. W. Gibson
 Signature of Assessor.

This return is made to your County Auditor, and by him sent to J. A. O. Preus, State Auditor, State Capitol, St. Paul, Minn.

County Rock Township (City or Village) _____

Name O.M. Stenberg Post Office Address Beaver Creek R. F. D. No. 1

Nearest Shipping Point Beaver Creek What Railroads Amaha

Nationality or descent of farmer American Norwegian Descent

FARM CROP AND LABOR REPORT

Crop	Acres in 1917	Acres in 1918
Barley		
Beans		
Beets		
Buckwheat		
Corn	<u>50</u>	<u>50</u>
Fruit		
Hay	<u>15</u>	<u>15</u>
Oats	<u>30</u>	<u>53</u>
Potatoes	<u>1</u>	<u>1</u>
Rutabagas		
Rye		
Spelts		
Sorghum		
Sugar Beets		
Wheat		

Stock	Number in 1917	Number in 1918
Hogs	<u>32</u>	<u>14</u>
Horses	<u>6</u>	<u>6</u>
Milch Cows	<u>3</u>	<u>4</u>
Other Cattle		<u>7</u>
Poultry	<u>50</u>	<u>50</u>
Sheep	<u>—</u>	<u>—</u>

Silos now erected _____
 To be erected in 1918 None

DO YOU NEED MORE FARM LABOR?			
	Men	Women	Boys
How many?			
When?			
For how long?			
For what work?			
What nationality?			

Remarks: _____

The foregoing statement was made on the 15th day of June A. D. 1918.

J. W. Gibson
 Signature of Assessor.

This return is made to your County Auditor, and by him sent to J. A. O. Preus, State Auditor, State Capitol, St. Paul, Minn.

County Rock Township (City or Village) _____

Name W. A. Eitner Post Office Address Booze R. F. D. No. _____

Nearest Shipping Point Booze S.D. What Railroads Great Northern

Nationality or descent of farmer American Norwegian Descent

FARM CROP AND LABOR REPORT

Crop	Acres in 1917	Acres in 1918
Barley		
Beans		
Beets		
Buckwheat		
Corn	36	25
Fruit		
Hay	3	6
Oats	24	33
Potatoes		1/2
Rutabagas		
Rye		
Spelts		
Sorghum		
Sugar Beets		
Wheat		

Stock	Number in 1917	Number in 1918
Hogs		31
Horses	4	6
Milch Cows		5
Other Cattle		12
Poultry		75
Sheep		

Silos now erected None
 To be erected in 1918 None

DO YOU NEED MORE FARM LABOR?			
	Men	Women	Boys
How many?			
When?			
For how long?			
For what work?			
What nationality?			

Remarks: _____

The foregoing statement was made on the 15th day of June A. D. 1918.

J. W. Gibson
 Signature of Assessor.

This return is made to your County Auditor, and by him sent to J. A. O. Preus, State Auditor, State Capitol, St. Paul, Minn.

County Rock Township (City or Village) _____
 Name L. G. Larsson Post Office Address Garretson R. F. D. No. 2
 Nearest Shipping Point Bonny What Railroads Great Northern
 Nationality or descent of farmer _____

FARM CROP AND LABOR REPORT

Crop	Acres in 1917	Acres in 1918
Barley		10
Beans		
Beets		
Buckwheat		
Corn	60	50
Fruit		
Hay	14	10
Oats	40	30
Potatoes	2	3
Rutabagas		
Rye		
Spelts		
Sorghum		
Sugar Beets		
Wheat		

Stock	Number in 1917	Number in 1918
Hogs	40	50
Horses	6	6
Milch Cows	7	12
Other Cattle	18	15
Poultry	75	75
Sheep	—	—

Silos now erected		
To be erected in 1918		

DO YOU NEED MORE FARM LABOR?			
	Men	Women	Boys
How many?			
When?			
For how long?			
For what work?			
What nationality?			

Remarks: _____

The foregoing statement was made on the 15th day of June A. D. 1918.

J. W. Gibson
 Signature of Assessor.

This return is made to your County Auditor, and by him sent to J. A. O. Preus, State Auditor, State Capitol, St. Paul, Minn.

County Andrew Edmundson Township (City or Village) _____
 Name Rock Co Post Office Address Garretson R. F. D. No. 2
 Nearest Shipping Point Booge What Railroads Great N.
 Nationality or descent of farmer American Norwegian Descent

FARM CROP AND LABOR REPORT

Crop	Acres in 1917	Acres in 1918
Barley		12
Beans		
Beets		
Buckwheat		
Corn	60	60
Fruit		
Hay	8	8
Oats	50	84
Potatoes	2	2
Rutabagas		
Rye		
Spelts		
Sorghum		
Sugar Beets		
Wheat		

Stock	Number in 1917	Number in 1918
Hogs	70	20
Horses	9	9
Milch Cows	10	10
Other Cattle	6	10
Poultry	100	100
Sheep	—	—

Silos now erected _____
 To be erected in 1918 None

DO YOU NEED MORE FARM LABOR?			
	Men	Women	Boys
How many?	1		
When?	Harvest		
For how long?			
For what work?			
What nationality?			

Remarks: _____

 The foregoing statement was made on the 15th day of June A. D. 1918.

 Signature of Assessor.

This return is made to your County Auditor, and by him sent to J. A. O. Preus, State Auditor, State Capitol, St. Paul, Minn.

County Rock Township (City or Village) _____

Name Holden Jordahl Post Office Address Garnison R. F. D. No. 2

Nearest Shipping Point Berge What Railroads Great Northern

Nationality or descent of farmer American Norwegian Descent

FARM CROP AND LABOR REPORT

Crop	Acres in 1917	Acres in 1918
Barley		
Beans		
Beets		
Buckwheat		
Corn	70	80
Fruit		
Hay	20	20
Oats	35	70
Potatoes	1	1
Rutabagas		
Rye		
Spelts		
Sorghum		
Sugar Beets		
Wheat		10

Stock	Number in 1917	Number in 1918
Hogs	2	40
Horses	4	7
Milch Cows	10	10
Other Cattle	15	16
Poultry	40	40
Sheep	—	—

Silos now erected	—
To be erected in 1918	—

DO YOU NEED MORE FARM LABOR?			
	Men	Women	Boys
How many?	1		
When?	From now on		
For how long?	on		
For what work?			
What nationality?			

Remarks: Man in next draft and wants one as soon as possible

The foregoing statement was made on the 15th day of June A. D. 1918.

J. W. Gibson
Signature of Assessor.

This return is made to your County Auditor, and by him sent to J. A. O. Preus, State Auditor, State Capitol, St. Paul, Minn.

County Roch Township (City or Village) _____

Name Galle Bros Post Office Address Garriston R. F. D. No. 2

Nearest Shipping Point Borge What Railroads Great Northern

Nationality or descent of farmer American Norwegian Descent

FARM CROP AND LABOR REPORT

Crop	Acres in 1917	Acres in 1918
Barley		
Beans		
Beets		
Buckwheat		
Corn	70	70
Fruit		
Hay	30	30
Oats	38	50
Potatoes	1	1 1/2
Rutabagas		
Rye		
Spelts		
Sorghum		
Sugar Beets		
Wheat		5

Stock	Number in 1917	Number in 1918
Hogs		25
Horses	7	10
Milch Cows	2	5
Other Cattle	1	10
Poultry	100	100
Sheep		

Silos now erected None
 To be erected in 1918 None

DO YOU NEED MORE FARM LABOR?			
	Men	Women	Boys
How many?			
When?			
For how long?			
For what work?			
What nationality?			

Remarks: _____

The foregoing statement was made on the 15th day of June A. D. 1918.

Galle Bros
 Signature of Assessor.

This return is made to your County Auditor, and by him sent to J. A. O. Preus, State Auditor, State Capitol, St. Paul, Minn.

County _____ Township (City or Village) _____

Name J. W. Overheim Post Office Address _____ R. F. D. No. _____

Nearest Shipping Point _____ What Railroads _____

Nationality or descent of farmer _____

FARM CROP AND LABOR REPORT

Crop	Acres in 1917	Acres in 1918
Barley		
Beans		
Beets		
Buckwheat		
Corn	25	25
Fruit		
Hay	10	10
Oats	25	25
Potatoes		
Rutabagas		
Rye		
Spelts		
Sorghum		
Sugar Beets		
Wheat		

Stock	Number in 1917	Number in 1918
Hogs		
Horses	3	3
Milch Cows	5	5
Other Cattle	5	12
Poultry	50	80
Sheep		

Silos now erected	—
To be erected in 1918	—

DO YOU NEED MORE FARM LABOR?			
	Men	Women	Boys
How many?			
When?	No		
For how long?			
For what work?			
What nationality?			

Remarks: _____

The foregoing statement was made on the 15th day of June A. D. 1918.

J. W. Overheim
Signature of Assessor.

This return is made to your County Auditor, and by him sent to J. A. O. Preus, State Auditor, State Capitol, St. Paul, Minn.

County Roch. Township (City or Village) _____

Name Andrew Luson Post Office Address Garretson R. F. D. No. 2

Nearest Shipping Point Bosque What Railroads Great Northern

Nationality or descent of farmer American Norwegian Berth

FARM CROP AND LABOR REPORT

Crop	Acres in 1917	Acres in 1918
Barley		
Beans		
Beets		
Buckwheat		
Corn	50	50
Fruit		
Hay	10	8
Oats	50	60
Potatoes	1	1
Rutabagas		
Rye		
Spelts		
Sorghum		
Sugar Beets		
Wheat		

Stock	Number in 1917	Number in 1918
Hogs	26	55
Horses	3	8
Milch Cows	5	5
Other Cattle	7	5
Poultry	50	50
Sheep	—	—

Silos now erected	
To be erected in 1918	

DO YOU NEED MORE FARM LABOR?			
	Men	Women	Boys
How many?	1		
When?	Harvest		
For how long?			
For what work?			
What nationality?			

Remarks: _____

The foregoing statement was made on the 15th day of June A. D. 1918.

J. W. Gibson
Signature of Assessor.

This return is made to your County Auditor, and by him sent to J. A. O. Preus, State Auditor, State Capitol, St. Paul, Minn.

County Roch. Township (City or Village) _____

Name Lewis Strein Post Office Address Harvelan R. F. D. No. 2

Nearest Shipping Point Boozy What Railroads Great N.

Nationality or descent of farmer American Norwegian Descent

FARM CROP AND LABOR REPORT

Crop	Acres in 1917	Acres in 1918
Barley		
Beans		
Beets		
Buckwheat		
Corn		75
Fruit		
Hay		
Oats		60
Potatoes		1 1/2
Rutabagas		
Rye		
Spelts		
Sorghum		
Sugar Beets		
Wheat		

Stock	Number in 1917	Number in 1918
Hogs		
Horses		3
Milch Cows		
Other Cattle		
Poultry		25
Sheep		

Silos now erected		
To be erected in 1918		

DO YOU NEED MORE FARM LABOR?			
	Men	Women	Boys
How many?			
When?			
For how long?			
For what work?			
What nationality?			

Remarks: _____

The foregoing statement was made on the 15th day of June A. D. 1918.

J. W. Gibson
Signature of Assessor.

This return is made to your County Auditor, and by him sent to J. A. O. Preus, State Auditor, State Capitol, St. Paul, Minn.

County Rock Township (City or Village) _____
 Name Baaken Strand Post Office Address Barriston S. Dak. R. F. D. No. 2
 Nearest Shipping Point Booge What Railroads Great N.
 Nationality or descent of farmer American Norwegian Descent

FARM CROP AND LABOR REPORT

Crop	Acres in 1917	Acres in 1918
Barley		
Beans		
Beets		
Buckwheat		
Corn	<u>42</u>	
Fruit		
Hay	<u>5</u>	
Oats	<u>44</u>	
Potatoes		
Rutabagas		
Rye		
Spelts		
Sorghum		
Sugar Beets		
Wheat		

Stock	Number in 1917	Number in 1918
Hogs		
Horses	<u>4</u>	<u>4</u>
Milch Cows		
Other Cattle		
Poultry		
Sheep		

Silos now erected	<u> </u>	<u> </u>
To be erected in 1918	<u> </u>	<u> </u>

DO YOU NEED MORE FARM LABOR?			
	Men	Women	Boys
How many?			
When?			
For how long?			
For what work?			
What nationality?			

Remarks: _____

The foregoing statement was made on the 13th day of June A. D. 1918.

J. W. Gibson
 Signature of Assessor.

This return is made to your County Auditor, and by him sent to J. A. O. Preus, State Auditor, State Capitol, St. Paul, Minn.

County Rock Township (City or Village) _____
 Name J. Osterberg Post Office Address Garretts Blak R. F. D. No. 2
 Nearest Shipping Point Booze Blak What Railroads G.N.
 Nationality or descent of farmer American Norwegian

FARM CROP AND LABOR REPORT

Crop	Acres in 1917	Acres in 1918
Barley		
Beans		
Beets		
Buckwheat		
Corn	20	28
Fruit		
Hay	7	7
Oats	22	20
Potatoes	2	2
Rutabagas		
Rye		
Spelts		
Sorghum		
Sugar Beets		
Wheat		

Stock	Number in 1917	Number in 1918
Hogs	60	40
Horses	5	6
Milch Cows	10	11
Other Cattle	30	35
Poultry	150	100
Sheep		

Silos now erected None
 To be erected in 1918 One

DO YOU NEED MORE FARM LABOR?

	Men	Women	Boys
How many?			
When?			
For how long?			
For what work?			
What nationality?			

Remarks: _____

The foregoing statement was made on the 15th day of June A. D. 1918.

J. W. Gibson
 Signature of Assessor.

This return is made to your County Auditor, and by him sent to J. A. O. Preus, State Auditor, State Capitol, St. Paul, Minn.

County A Township (City or Village) _____

①. & Name Albert Danielson Post Office Address Beaver Creek R. F. D. No. _____

Nearest Shipping Point Boozy What Railroads Northern

Nationality or descent of farmer American Norwegian descent

FARM CROP AND LABOR REPORT

Crop	Acres in 1917	Acres in 1918
Barley	2	16
Beans		
Beets		
Buckwheat		
Corn	50	46
Fruit		
Hay	25	25
Oats	55	46
Potatoes	1	1
Rutabagas		
Rye		
Spelts		
Sorghum		
Sugar Beets		
Wheat		

Stock	Number in 1917	Number in 1918
Hogs	50	72
Horses	6	7
Milch Cows	10	8
Other Cattle	14	15
Poultry	75	75
Sheep		

Silos now erected	_____
To be erected in 1918	<u>None</u>

DO YOU NEED MORE FARM LABOR?			
	Men	Women	Boys
How many?			
When?			
For how long?			
For what work?			
What nationality?			

Remarks: _____

The foregoing statement was made on the 13th day of June A. D. 1918.

J. L. Gibson
Signature of Assessor.

This return is made to your County Auditor, and by him sent to J. A. O. Preus, State Auditor, State Capitol, St. Paul, Minn.

County Rock Township (City or Village) _____

Name Clarence Kelle Post Office Address LeVene R. F. D. No. 1

Nearest Shipping Point Beaver Creek What Railroads Omaha

Nationality or descent of farmer American

FARM CROP AND LABOR REPORT

Crop	Acres in 1917	Acres in 1918
Barley		
Beans		
Beets		
Buckwheat		
Corn	40	36
Fruit		
Hay	16	16
Oats	60	70
Potatoes	1	2 1/2
Rutabagas		
Rye		
Spelts		
Sorghum		
Sugar Beets		
Wheat		

Stock	Number in 1917	Number in 1918
Hogs	13	54
Horses	6	6
Milch Cows	5	5
Other Cattle		14
Poultry	40	40
Sheep	—	—

Silos now erected _____
 To be erected in 1918 None

DO YOU NEED MORE FARM LABOR?			
	Men	Women	Boys
How many?	1		
When?	<u>Haying & Harvest</u>		
For how long?			
For what work?			
What nationality?			

Remarks: _____

The foregoing statement was made on the 15th day of June A. D. 1918.

J. W. Gibson
Signature of Assessor.

This return is made to your County Auditor, and by him sent to J. A. O. Preus, State Auditor, State Capitol, St. Paul, Minn.

County Roch. Township (City or Village) _____

Name E.S. Estrin Post Office Address Beaver Creek R. F. D. No. 1

Nearest Shipping Point Boyer What Railroads G. Northern

Nationality or descent of farmer American Norwegian Descent

FARM CROP AND LABOR REPORT

Crop	Acres in 1917	Acres in 1918
Barley		
Beans		
Beets		
Buckwheat		
Corn	80	80
Fruit		
Hay	20	20
Oats	105	105
Potatoes	1	4
Rutabagas		
Rye		
Spelts		
Sorghum		
Sugar Beets		
Wheat		

Stock	Number in 1917	Number in 1918
Hogs	20	55
Horses	8	8
Milch Cows	10	10
Other Cattle	30	30
Poultry	100	60
Sheep		

Silos now erected _____
 To be erected in 1918 None

DO YOU NEED MORE FARM LABOR?			
	Men	Women	Boys
How many?	1		
When?	<u>Harvest</u>		
For how long?			
For what work?			
What nationality?			

Remarks: _____

The foregoing statement was made on the 15th day of June A. D. 1918.

J. W. Gibson
 Signature of Assessor.

This return is made to your County Auditor, and by him sent to J. A. O. Preus, State Auditor, State Capitol, St. Paul, Minn.

County Rock Township (City or Village) _____

Name Mark Post Post Office Address Beaver Creek R. F. D. No. 1

Nearest Shipping Point Booze S.D. What Railroads Northern

Nationality or descent of farmer Hollander

FARM CROP AND LABOR REPORT

Crop	Acres in 1917	Acres in 1918
Barley		
Beans	<u>1/4</u>	
Beets		
Buckwheat		
Corn	<u>53</u>	<u>80</u>
Fruit		
Hay		<u>2</u>
Oats	<u>15</u>	<u>40</u>
Potatoes	<u>1 1/2</u>	<u>2</u>
Rutabagas		
Rye		
Spelts		
Sorghum		
Sugar Beets		
Wheat		

Stock	Number in 1917	Number in 1918
Hogs	<u>65</u>	<u>85</u>
Horses	<u>6</u>	<u>10</u>
Milch Cows	<u>2</u>	<u>4</u>
Other Cattle	<u>3</u>	<u>13</u>
Poultry	<u>60</u>	<u>45</u>
Sheep	<u>—</u>	<u>—</u>

Silos now erected	<u>None</u>
To be erected in 1918	<u>None</u>

DO YOU NEED MORE FARM LABOR?			
	Men	Women	Boys
How many?			
When?	<u>No</u>		
For how long?			
For what work?			
What nationality?			

Remarks: _____

The foregoing statement was made on the 15th day of June A. D. 1918.

J. W. Gibson
Signature of Assessor.

This return is made to your County Auditor, and by him sent to J. A. O. Preus, State Auditor, State Capitol, St. Paul, Minn.

County Rock Township (City or Village) _____
 Name Ole Aoren Post Office Address Beaver Creek R. F. D. No. 1
 Nearest Shipping Point Beaver Creek What Railroads Omaha
 Nationality or descent of farmer American Norwegian Descent

FARM CROP AND LABOR REPORT

Crop	Acres in 1917	Acres in 1918
Barley		3
Beans		
Beets		
Buckwheat		
Corn	50	50
Fruit		
Hay	1 1/2	1 1/2
Oats	50	60
Potatoes	1/4	1/4
Rutabagas		
Rye		
Spelts		
Sorghum		
Sugar Beets		
Wheat		

Stock	Number in 1917	Number in 1918
Hogs	30	55
Horses	9	9
Milch Cows	10	10
Other Cattle	15	20
Poultry	175	175
Sheep	—	—

Silos now erected _____
 To be erected in 1918 None

DO YOU NEED MORE FARM LABOR?			
	Men	Women	Boys
How many?			
When?			
For how long?			
For what work?			
What nationality?			

Remarks: _____

The foregoing statement was made on the 15th day of June A. D. 1918.

J. W. Gibson
 Signature of Assessor.

This return is made to your County Auditor, and by him sent to J. A. O. Preus, State Auditor, State Capitol, St. Paul, Minn.

County Rock. Township (City or Village) _____

Name Earnest Elce Post Office Address Beaver Creek R. F. D. No. 1

Nearest Shipping Point Manly What Railroads Great Northern

Nationality or descent of farmer American English Descend

FARM CROP AND LABOR REPORT

Crop	Acres in 1917	Acres in 1918
Barley		
Beans		
Beets		
Buckwheat		
Corn	35	35
Fruit		
Hay	2	2
Oats	30	30
Potatoes	1 1/2	1 1/2
Rutabagas		
Rye		
Spelts		
Sorghum		
Sugar Beets		
Wheat		

Stock	Number in 1917	Number in 1918
Hogs	40	38
Horses	4	4
Milch Cows	3	3
Other Cattle	6	5
Poultry	150	100
Sheep	—	—

Silos now erected None
 To be erected in 1918 None

DO YOU NEED MORE FARM LABOR?			
	Men	Women	Boys
How many?			
When?			
For how long?			
For what work?			
What nationality?			

Remarks: _____

The foregoing statement was made on the 13th day of June A. D. 1918.

J. W. Gibson
 Signature of Assessor.

This return is made to your County Auditor, and by him sent to J. A. O. Preus, State Auditor, State Capitol, St. Paul, Minn.

County Rock Township (City or Village) _____

Name McKison Post Office Address Beaver Creek R. F. D. No. 1

Nearest Shipping Point Borgue S.D. What Railroads Great Northern

Nationality or descent of farmer American Scotch Irish Descent

FARM CROP AND LABOR REPORT

Crop	Acres in 1917	Acres in 1918
Barley		
Beans		
Beets		
Buckwheat		
Corn	55	80
Fruit		
Hay		
Oats	20	30
Potatoes	2	2 1/2
Rutabagas		
Rye		
Spelts		
Sorghum		
Sugar Beets		
Wheat		

Stock	Number in 1917	Number in 1918
Hogs	30	63
Horses	5	7
Milch Cows		
Other Cattle		
Poultry	75	75
Sheep	—	—

Silos now erected	—	—
To be erected in 1918	—	—

DO YOU NEED MORE FARM LABOR?			
	Men	Women	Boys
How many?			
When?			
For how long?			
For what work?			
What nationality?			

Remarks: _____

The foregoing statement was made on the 18th day of June A. D. 1918.

J. W. Gibson
Signature of Assessor.

This return is made to your County Auditor, and by him sent to J. A. O. Preus, State Auditor, State Capitol, St. Paul, Minn.

County Boock Township (City or Village) _____

Name A. T. Gunnerson Post Office Address Beaver Creek R. F. D. No. 1

Nearest Shipping Point Booge What Railroads Great Northern

Nationality or descent of farmer American Norwegian Descent

FARM CROP AND LABOR REPORT

Crop	Acres in 1917	Acres in 1918
Barley		
Beans		
Beets		
Buckwheat		
Corn	57	57
Fruit		
Hay	9	5
Oats	60	70
Potatoes	1	2
Rutabagas		
Rye		
Spelts		
Sorghum		
Sugar Beets		
Wheat		

Stock	Number in 1917	Number in 1918
Hogs	37	70
Horses	7	6
Milch Cows	9	7
Other Cattle	25	22
Poultry	50	50
Sheep	—	—

Silos now erected None
 To be erected in 1918 None

DO YOU NEED MORE FARM LABOR?			
	Men	Women	Boys
How many?			
When?			
For how long?			
For what work?			
What nationality?			

Remarks: _____

The foregoing statement was made on the 13th day of June A. D. 1918.

J. W. Gibson
 Signature of Assessor.

This return is made to your County Auditor, and by him sent to J. A. O. Preus, State Auditor, State Capitol, St. Paul, Minn.

County Rock Township (City or Village) _____

Name D Roenan Post Office Address Beaver Creek R. F. D. No. 1

Nearest Shipping Point Manly What Railroads Great Northern

Nationality or descent of farmer American German descent

FARM CROP AND LABOR REPORT

Crop	Acres in 1917	Acres in 1918
Barley		
Beans		
Beets		
Buckwheat		
Corn	25	105
Fruit		
Hay	20	20
Oats	25	75
Potatoes	1	2
Rutabagas		
Rye		
Spelts		
Sorghum		
Sugar Beets		
Wheat		

Stock	Number in 1917	Number in 1918
Hogs	5	4
Horses	4	7
Milch Cows	5	3
Other Cattle	8	13
Poultry	150	150
Sheep	—	—

Silos now erected None
 To be erected in 1918 None

DO YOU NEED MORE FARM LABOR?			
	Men	Women	Boys
How many?	1		
When?	<u>Right Through</u>		
For how long?	<u>Right Through</u>		
For what work?			
What nationality?			

Remarks: _____

The foregoing statement was made on the 13th day of June A. D. 1918.

J. W. Gibson
 Signature of Assessor.

This return is made to your County Auditor, and by him sent to J. A. O. Preus, State Auditor, State Capitol, St. Paul, Minn.

County Rock Township (City or Village) _____

Name Bollog Bros Post Office Address Beaver Creek R. F. D. No. 1

Nearest Shipping Point Booze What Railroads Omaha

Nationality or descent of farmer American Norwegian descent

FARM CROP AND LABOR REPORT

Crop	Acres in 1917	Acres in 1918
Barley		
Beans		
Beets		
Buckwheat		
Corn	120	90
Fruit		
Hay	40	40
Oats	80	90
Potatoes		
Rutabagas		
Rye		
Spelts		
Sorghum		
Sugar Beets		
Wheat		

Stock	Number in 1917	Number in 1918
Hogs	45	50
Horses	6	9
Milch Cows		
Other Cattle	30	40
Poultry	50	50
Sheep	—	—

Silos now erected	—	—
To be erected in 1918	—	—

DO YOU NEED MORE FARM LABOR?			
	Men	Women	Boys
How many?	1		
When?	<u>Harvest</u>		
For how long?			
For what work?			
What nationality?			

Remarks: _____

The foregoing statement was made on the 13th day of June A. D. 1918.

J. W. Gibson
Signature of Assessor.

This return is made to your County Auditor, and by him sent to J. A. O. Preus, State Auditor, State Capitol, St. Paul, Minn.

County Rock Township (City or Village) _____

Name John W. Anderson Post Office Address Beaver Creek R. F. D. No. 1

Nearest Shipping Point Beaver Creek What Railroads Corvaha

Nationality or descent of farmer American - Danish descent

FARM CROP AND LABOR REPORT

Crop	Acres in 1917	Acres in 1918
Barley		
Beans		
Beets		
Buckwheat		
Corn	100	75
Fruit		
Hay	25	25
Oats	70	70
Potatoes	1	1
Rutabagas		
Rye		
Spelts		
Sorghum		
Sugar Beets		
Wheat		8

Stock	Number in 1917	Number in 1918
Hogs	50	40
Horses	9	10
Milch Cows	3	3
Other Cattle	63	68
Poultry	75	75
Sheep	-	-

Silos now erected None
 To be erected in 1918 None

DO YOU NEED MORE FARM LABOR?			
	Men	Women	Boys
How many?			
When?			
For how long?			
For what work?			
What nationality?			

Remarks: _____

The foregoing statement was made on the 13th day of June A. D. 1918.

J. W. Gibson
 Signature of Assessor.

This return is made to your County Auditor, and by him sent to J. A. O. Preus, State Auditor, State Capitol, St. Paul, Minn.

County Roch Township (City or Village) _____

Name E S Anderson Post Office Address Beaver Creek R. F. D. No. 1

Nearest Shipping Point Beaver Creek What Railroads Omaha

Nationality or descent of farmer American, Norwegian Descent

FARM CROP AND LABOR REPORT

Crop	Acres in 1917	Acres in 1918
Barley		
Beans		$\frac{1}{2}$
Beets		
Buckwheat		
Corn	50	45
Fruit		
Hay	10	10
Oats	40	40
Potatoes	5	6
Rutabagas		
Rye		
Spelts		
Sorghum		
Sugar Beets		
Wheat		

Stock	Number in 1917	Number in 1918
Hogs	45	133
Horses	5	5
Milch Cows	10	12
Other Cattle	25	31
Poultry	24	36
Sheep	—	—

Silos now erected None
 To be erected in 1918 None

DO YOU NEED MORE FARM LABOR?			
	Men	Women	Boys
How many?			
When?			
For how long?			
For what work?			
What nationality?			

Remarks: _____

The foregoing statement was made on the 8th day of June A. D. 1918.

J. W. Gibson
 Signature of Assessor.

This return is made to your County Auditor, and by him sent to J. A. O. Preus, State Auditor, State Capitol, St. Paul, Minn.

County Rock Co Township (City or Village) _____
 Name Emil Gehrke Post Office Address Beaver Creek R. F. D. No. 1
 Nearest Shipping Point Beaver Creek What Railroads Omaha
 Nationality or descent of farmer German

FARM CROP AND LABOR REPORT

Crop	Acres in 1917	Acres in 1918
Barley		
Beans		
Beets		
Buckwheat		
Corn	53	63
Fruit		
Hay	5	4
Oats	50	53
Potatoes	2	3
Rutabagas		
Rye		
Spelts		
Sorghum		
Sugar Beets		
Wheat		8

Stock	Number in 1917	Number in 1918
Hogs	22	60
Horses	4	5
Milch Cows	9	7
Other Cattle	16	23
Poultry	250	100
Sheep	—	—

Silos now erected None
 To be erected in 1918 None

DO YOU NEED MORE FARM LABOR?			
	Men	Women	Boys
How many?			
When?			
For how long?			
For what work?			
What nationality?			

Remarks: _____

The foregoing statement was made on the 8th day of June A. D. 1918.

J. W. Gibson
 Signature of Assessor.

This return is made to your County Auditor, and by him sent to J. A. O. Preus, State Auditor, State Capitol, St. Paul, Minn.

County Rock Township (City or Village) Beaver Creek

Name Mrs H Rochau Post Office Address Beaver Creek R. F. D. No. 1

Nearest Shipping Point Beaver Creek What Railroads Omaha

Nationality or descent of farmer _____

FARM CROP AND LABOR REPORT

Crop	Acres in 1917	Acres in 1918
Barley		17
Beans		
Beets		
Buckwheat		
Corn	90	70
Fruit		
Hay		
Oats	108	105
Potatoes		
Rutabagas		
Rye		
Spelts		
Sorghum		
Sugar Beets		
Wheat		

Stock	Number in 1917	Number in 1918
Hogs	63	50
Horses	7	9
Milch Cows	8	8
Other Cattle	—	32
Poultry	100	50
Sheep	—	—

Silos now erected	—	—
To be erected in 1918	—	—

DO YOU NEED MORE FARM LABOR?			
	Men	Women	Boys
How many?	2		
When?	Rest of summer		
For how long?			
For what work?			
What nationality?			

Remarks: Doesn't know for sure about acres of crop or number of livestock

The foregoing statement was made on the 8th day of June A. D. 1918.

J. W. Gibson
Signature of Assessor.

This return is made to your County Auditor, and by him sent to J. A. O. Preus, State Auditor, State Capitol, St. Paul, Minn.

County Rock, Township (City or Village) _____

Name Adolph Hilbert Post Office Address Fuller R. F. D. No. _____

Nearest Shipping Point Beaver Creek What Railroads Omaha

Nationality or descent of farmer American

FARM CROP AND LABOR REPORT

Crop	Acres in 1917	Acres in 1918
Barley	13	13
Beans		
Beets		
Buckwheat		
Corn	100	40
Fruit		
Hay	25	12
Oats	100	48
Potatoes		6
Rutabagas		
Rye		
Spelts		
Sorghum		
Sugar Beets		
Wheat		

Stock	Number in 1917	Number in 1918
Hogs	40	72
Horses	9	9
Milch Cows	7	7
Other Cattle	41	22
Poultry	100	75
Sheep	—	—

Silos now erected	—	—
To be erected in 1918	—	—

DO YOU NEED MORE FARM LABOR?			
	Men	Women	Boys
How many?	1		
When?	July - Aug		
For how long?	1 month		
For what work?	harvest		
What nationality?			

Remarks: _____

The foregoing statement was made on the 8th day of June A. D. 1918.

J. W. Hilbert
Signature of Assessor.

This return is made to your County Auditor, and by him sent to J. A. O. Preus, State Auditor, State Capitol, St. Paul, Minn.

County Rock Township (City or Village) _____

Name E. Brook Post Office Address Beaver Creek R. F. D. No. 1

Nearest Shipping Point Beaver Creek What Railroads Omaha

Nationality or descent of farmer American

FARM CROP AND LABOR REPORT

Crop	Acres in 1917	Acres in 1918
Barley		23
Beans		
Beets		
Buckwheat		
Corn	58	55
Fruit		
Hay	15	3
Oats	45	35
Potatoes	5	3
Rutabagas		
Rye		
Spelts		
Sorghum		
Sugar Beets		
Wheat		

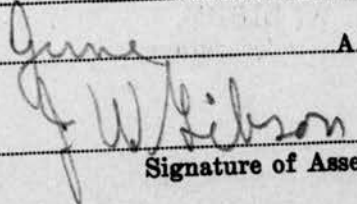
Stock	Number in 1917	Number in 1918
Hogs	45	46
Horses	3	8
Milch Cows	12	8
Other Cattle	12	5
Poultry		20
Sheep		

Silos now erected _____
 To be erected in 1918 None

DO YOU NEED MORE FARM LABOR?			
	Men	Women	Boys
How many?			
When?			
For how long?			
For what work?			
What nationality?			

Remarks: _____

The foregoing statement was made on the 8th day of June A. D. 1918.


 Signature of Assessor.

This return is made to your County Auditor, and by him sent to J. A. O. Preus, State Auditor, State Capitol, St. Paul, Minn.

County Rock Township (City or Village) _____
 Name Arthur Stoteman Post Office Address Beaver Creek R. F. D. No. 1
 Nearest Shipping Point Beaver Creek What Railroads Omaha
 Nationality or descent of farmer American German Descent

FARM CROP AND LABOR REPORT

Crop	Acres in 1917	Acres in 1918
Barley		
Beans		
Beets		
Buckwheat		
Corn		40
Fruit		
Hay		
Oats		60
Potatoes		
Rutabagas		
Rye		
Spelts		
Sorghum		
Sugar Beets		
Wheat		12

Stock	Number in 1917	Number in 1918
Hogs		50
Horses		4
Milch Cows		3
Other Cattle		13
Poultry		50
Sheep		—

Silos now erected _____
 To be erected in 1918 None

DO YOU NEED MORE FARM LABOR?			
	Men	Women	Boys
How many?	1		
When?	<u>All through</u>		
For how long?			
For what work?			
What nationality?			

Remarks: _____

The foregoing statement was made on the 9th day of June A. D. 1918.

J. W. Gibson
 Signature of Assessor.

This return is made to your County Auditor, and by him sent to J. A. O. Preus, State Auditor, State Capitol, St. Paul, Minn.

County Rock Township (City or Village) _____

Name C. Samuelson Post Office Address Beaver Creek R. F. D. No. 1

Nearest Shipping Point Beaver Creek What Railroads Omaha

Nationality or descent of farmer American Norwegian Descent

FARM CROP AND LABOR REPORT

Crop	Acres in 1917	Acres in 1918
Barley		
Beans		
Beets		
Buckwheat		
Corn	40	80
Fruit		
Hay	12	12
Oats	40	70
Potatoes	1/4	1/4
Rutabagas		
Rye		
Spelts		
Sorghum		
Sugar Beets		
Wheat		12

Stock	Number in 1917	Number in 1918
Hogs	19	40
Horses	8	8
Milch Cows	12	12
Other Cattle	30	43
Poultry	150	100
Sheep		

Silos now erected None
 To be erected in 1918 None

DO YOU NEED MORE FARM LABOR?			
	Men	Women	Boys
How many?	1		
When?	<u>Harvest</u>		
For how long?	<u>7</u>		
For what work?	<u>Haying</u>		
What nationality?			

Remarks: _____

The foregoing statement was made on the 8th day of June A. D. 1918.

J. W. Gibson
 Signature of Assessor.

This return is made to your County Auditor, and by him sent to J. A. O. Preus, State Auditor, State Capitol, St. Paul, Minn.

County Rock Township (City or Village) _____

Name W. J. Feuerhelm Post Office Address Beaver Creek R. F. D. No. 1

Nearest Shipping Point Beaver Creek What Railroads Omaha

Nationality or descent of farmer American German descent

FARM CROP AND LABOR REPORT

Crop	Acres in 1917	Acres in 1918
Barley		
Beans		
Beets		
Buckwheat		
Corn	60	55
Fruit		
Hay	6	6
Oats	48	48
Potatoes	1/2	1/2
Rutabagas		
Rye		
Spelts		
Sorghum		
Sugar Beets		
Wheat		

Stock	Number in 1917	Number in 1918
Hogs	40	55
Horses	12	11
Milch Cows	12	12
Other Cattle	20	25
Poultry	100	75
Sheep	28	16

Silos now erected	1
To be erected in 1918	None

DO YOU NEED MORE FARM LABOR?			
	Men	Women	Boys
How many?			
When?	<i>[Signature]</i>		
For how long?			
For what work?			
What nationality?			

Remarks: _____

The foregoing statement was made on the 8th day of June A. D. 1918.

J. W. Gibson
Signature of Assessor.

This return is made to your County Auditor, and by him sent to J. A. O. Preus, State Auditor, State Capitol, St. Paul, Minn.


County Rock Township (City or Village) Beaver Creek
 Name Albert Meyer Post Office Address Beaver Creek R. F. D. No. 1
 Nearest Shipping Point Beaver Creek What Railroads Omaha
 Nationality or descent of farmer American

FARM CROP AND LABOR REPORT

Crop	Acres in 1917	Acres in 1918
Barley		
Beans		
Beets		
Buckwheat		
Corn	45	45
Fruit		
Hay	12	10
Oats	45	45
Potatoes	6	5
Rutabagas		
Rye		
Spelts		
Sorghum		
Sugar Beets		
Wheat		5


Stock	Number in 1917	Number in 1918
Hogs	60	90
Horses	5	6
Milch Cows	5	11
Other Cattle	8	14
Poultry	100	100
Sheep	—	—

Silos now erected	—
To be erected in 1918	No.

DO YOU NEED MORE FARM LABOR?			
	Men	Women	Boys
How many?			
When?			
For how long?			
For what work?			
What nationality?			

Remarks: _____

The foregoing statement was made on the 8th day of June A. D. 1918.


 Signature of Assessor.

This return is made to your County Auditor, and by him sent to J. A. O. Preus, State Auditor, State Capitol, St. Paul, Minn.

County _____ Township (City or Village) _____

Name Ed Hanning Post Office Address _____ R. F. D. No. _____

Nearest Shipping Point _____ What Railroads _____


Nationality or descent of farmer _____

FARM CROP AND LABOR REPORT

Crop	Acres in 1917	Acres in 1918
Barley		
Beans		
Beets		
Buckwheat		
Corn		45
Fruit		
Hay		10
Oats		55
Potatoes		
Rutabagas		
Rye		
Spelts		
Sorghum		
Sugar Beets		
Wheat		10

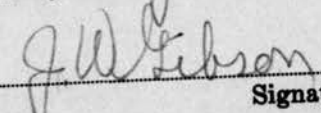
Stock	Number in 1917	Number in 1918
Hogs		
Horses		6
Milch Cows		
Other Cattle		
Poultry		
Sheep		

Silos now erected	110
To be erected in 1918	110

DO YOU NEED MORE FARM LABOR?			
	Men	Women	Boys
How many?			
When?			
For how long?			
For what work?			
What nationality?			

Remarks: _____

The foregoing statement was made on the 8th day of June A. D. 1918.


 Signature of Assessor.

This return is made to your County Auditor, and by him sent to J. A. O. Preus, State Auditor, State Capitol, St. Paul, Minn.

County Rock Township (City or Village) _____

Name Henry Christensen Post Office Address Beaver Creek R. F. D. No. 1

Nearest Shipping Point Beaver Creek What Railroads Conaha

Nationality or descent of farmer American Danish descent

FARM CROP AND LABOR REPORT

Crop	Acres in 1917	Acres in 1918
Barley	21	33
Beans		
Beets		
Buckwheat		
Corn	150	100
Fruit		
Hay	20	40
Oats	70	70
Potatoes	1/2	2
Rutabagas		
Rye		
Spelts		
Sorghum		
Sugar Beets		
Wheat		18

Stock	Number in 1917	Number in 1918
Hogs	117	160
Horses	8	8
Milch Cows	8	8
Other Cattle	20	24
Poultry	125	125
Sheep	-	-

Silos now erected	—
To be erected in 1918	None

DO YOU NEED MORE FARM LABOR?			
	Men	Women	Boys
How many?	1		
When?	Harvest		
For how long?			
For what work?			
What nationality?			

Remarks: _____

The foregoing statement was made on the 8th day of June A. D. 1918.

J. W. Christensen
Signature of Assessor.

This return is made to your County Auditor, and by him sent to J. A. O. Preus, State Auditor, State Capitol, St. Paul, Minn.

County Rock Township (City or Village) Beaver Creek
 Name Hugo Baustian Post Office Address Beaver Creek R. F. D. No. 1
 Nearest Shipping Point Beaver Creek What Railroads Omaha
 Nationality or descent of farmer American

FARM CROP AND LABOR REPORT

Crop	Acres in 1917	Acres in 1918
Barley		
Beans		
Beets		
Buckwheat		
Corn	140	115
Fruit		
Hay	20	35
Oats	130	150
Potatoes	3	3
Rutabagas		
Rye		
Spelts		
Sorghum		
Sugar Beets		
Wheat		

Stock	Number in 1917	Number in 1918
Hogs	87	150
Horses	15	15
Milch Cows	9	8
Other Cattle	18	19
Poultry	100	70
Sheep		

Silos now erected _____
 To be erected in 1918 _____

DO YOU NEED MORE FARM LABOR?			
	Men	Women	Boys
How many?	1		
When?	After July 1st.		
For how long?	General Farm		
For what work?	Work		
What nationality?			

Remarks: _____

The foregoing statement was made on the 8th day of June A. D. 1918.

John Gibson
 Signature of Assessor.

This return is made to your County Auditor, and by him sent to J. A. O. Preus, State Auditor, State Capitol, St. Paul, Minn.

County Rock Township (City or Village) _____

Name John Seewick Post Office Address Beaver Creek R. F. D. No. _____

Nearest Shipping Point Beaver Creek What Railroads Amtrak

Nationality or descent of farmer American German descent

FARM CROP AND LABOR REPORT

Crop	Acres in 1917	Acres in 1918
Barley		
Beans		
Beets		
Buckwheat		
Corn		45
Fruit		
Hay		3
Oats		60
Potatoes		1/2
Rutabagas		
Rye		
Spelts		
Sorghum		
Sugar Beets		
Wheat		

Stock	Number in 1917	Number in 1918
Hogs		20
Horses		5
Milch Cows		6
Other Cattle		1
Poultry		24
Sheep		

Silos now erected None
 To be erected in 1918 None

DO YOU NEED MORE FARM LABOR?			
	Men	Women	Boys
How many?	1		
When?	July & Aug		
For how long?	1 month		
For what work?	Harvest		
What nationality?			

Remarks: _____

The foregoing statement was made on the 8th day of June A. D. 1918.

 Signature of Assessor.

This return is made to your County Auditor, and by him sent to J. A. O. Preus, State Auditor, State Capitol, St. Paul, Minn.

County Rock Township (City or Village) _____
 Name Buell Linnell Post Office Address Fulkome R. F. D. No. 2
 Nearest Shipping Point Beaver Creek What Railroads Omaha
 Nationality or descent of farmer Russian

FARM CROP AND LABOR REPORT

Crop	Acres in 1917	Acres in 1918
Barley		
Beans		
Beets		
Buckwheat		
Corn		45
Fruit		
Hay		
Oats		12
Potatoes		5
Rutabagas		
Rye		
Spelts		
Sorghum		
Sugar Beets		
Wheat		

Stock	Number in 1917	Number in 1918
Hogs		8
Horses		
Milch Cows		
Other Cattle		
Poultry		7
Sheep		

Silos now erected _____
 To be erected in 1918 _____

DO YOU NEED MORE FARM LABOR?			
	Men	Women	Boys
How many?			
When?			
For how long?			
For what work?			
What nationality?			

Remarks: _____

The foregoing statement was made on the 5th day of June A. D. 1918.

J. W. Gibson
 Signature of Assessor.

This return is made to your County Auditor, and by him sent to J. A. O. Preus, State Auditor, State Capitol, St. Paul, Minn.

County Rock Township (City or Village) _____
 Name Peter M. Wiese Post Office Address Luxemburg R. F. D. No. 2
 Nearest Shipping Point Beaver Creek What Railroads Omaha
 Nationality or descent of farmer American

FARM CROP AND LABOR REPORT

Crop	Acres in 1917	Acres in 1918
Barley		6
Beans		
Beets		
Buckwheat		
Corn	50	60
Fruit		
Hay	18	18
Oats	50	53
Potatoes	2	2 1/2
Rutabagas		
Rye		
Spelts		
Sorghum		
Sugar Beets		
Wheat		

Stock	Number in 1917	Number in 1918
Hogs	48	80
Horses	4	4
Milch Cows	4	6
Other Cattle	10	24
Poultry	40	40
Sheep	—	12

Silos now erected None
 To be erected in 1918 None

DO YOU NEED MORE FARM LABOR?			
	Men	Women	Boys
How many?	1		
When?	July & Aug.		
For how long?	6 weeks		
For what work?	Harvest etc.		
What nationality?			

Remarks: _____

The foregoing statement was made on the 5th day of June A. D. 1918.

J. W. Gibson
 Signature of Assessor.

This return is made to your County Auditor, and by him sent to J. A. O. Preus, State Auditor, State Capitol, St. Paul, Minn.

County Rock Township (City or Village) _____

Name Ed Mohr Post Office Address Ed Mohr R. F. D. No. 2

Nearest Shipping Point Beaver Creek What Railroads Omaha

Nationality or descent of farmer American German descent

FARM CROP AND LABOR REPORT

Crop	Acres in 1917	Acres in 1918
Barley		
Beans		
Beets		
Buckwheat		
Corn	70	70
Fruit		
Hay	20	35
Oats	60	60
Potatoes	1	1
Rutabagas		
Rye		
Spelts		
Sorghum		
Sugar Beets		
Wheat		

Stock	Number in 1917	Number in 1918
Hogs	60	70
Horses	7	8
Milch Cows	6	6
Other Cattle	36	33
Poultry	150	150
Sheep	—	—

Silos now erected	—	—
To be erected in 1918	—	—

DO YOU NEED MORE FARM LABOR?			
	Men	Women	Boys
How many?			
When?			
For how long?			
For what work?			
What nationality?			

Remarks: _____

The foregoing statement was made on the 5th day of June A. D. 1918.

J. E. Gibson
Signature of Assessor.

This return is made to your County Auditor, and by him sent to J. A. O. Preus, State Auditor, State Capitol, St. Paul, Minn.

County Rock Township (City or Village) _____
 Name James Byrk Post Office Address Beaver Creek (R. F. D. No. 1)
 Nearest Shipping Point Beaver Creek What Railroads Omaha
 Nationality or descent of farmer American Norwegian descent

FARM CROP AND LABOR REPORT

Crop	Acres in 1917	Acres in 1918
Barley	12	20
Beans		
Beets		
Buckwheat		
Corn	70	40
Fruit		
Hay	20	15
Oats	40	40
Potatoes	2	2
Rutabagas		
Rye		
Spelts		
Sorghum		
Sugar Beets		
Wheat		6

Stock	Number in 1917	Number in 1918
Hogs	25	20
Horses	12	10
Milch Cows	7	10
Other Cattle	25	26
Poultry	150	150
Sheep		

Silos now erected None
 To be erected in 1918 None

DO YOU NEED MORE FARM LABOR?			
	Men	Women	Boys
How many?			
When?			
For how long?			
For what work?			
What nationality?			

Remarks: _____

The foregoing statement was made on the 3rd day of June A. D. 1918.

J. W. Gibson
 Signature of Assessor.

This return is made to your County Auditor, and by him sent to J. A. O. Preus, State Auditor, State Capitol, St. Paul, Minn.

County Rock Township (City or Village) _____

Name Harry Williams Post Office Address LaVene R. F. D. No. 2

Nearest Shipping Point Beans Creek What Railroads Omaha

Nationality or descent of farmer _____

FARM CROP AND LABOR REPORT

Crop	Acres in 1917	Acres in 1918
Barley		15
Beans		
Beets		
Buckwheat		
Corn	40	20
Fruit		
Hay		
Oats	20	25
Potatoes	0	2
Rutabagas		
Rye		
Spelts		
Sorghum		
Sugar Beets		
Wheat		

Stock	Number in 1917	Number in 1918
Hogs	60	70
Horses	11	8
Milch Cows	3	6
Other Cattle	4	10
Poultry	75	75
Sheep		

Silos now erected None
 To be erected in 1918 None

DO YOU NEED MORE FARM LABOR?			
	Men	Women	Boys
How many?			
When?			
For how long?			
For what work?			
What nationality?			

Remarks: _____

The foregoing statement was made on the 3rd day of June A. D. 1918.

J. W. Johnson
 Signature of Assessor.

This return is made to your County Auditor, and by him sent to J. A. O. Preus, State Auditor, State Capitol, St. Paul, Minn.

County Roch. Township (City or Village) _____

Name Wm McCurdy Post Office Address Beaver Creek R. F. D. No. 1

Nearest Shipping Point Beaver Creek What Railroads Omaha

Nationality or descent of farmer American Holland & Irish descent

FARM CROP AND LABOR REPORT

Crop	Acres in 1917	Acres in 1918
Barley		
Beans		
Beets		
Buckwheat		
Corn	75	46
Fruit		
Hay	11	7
Oats	40	37
Potatoes	1	1
Rutabagas		
Rye		
Spelts		
Sorghum		
Sugar Beets		
Wheat		40

Stock	Number in 1917	Number in 1918
Hogs	160	70
Horses	7	6
Milch Cows	6	4
Other Cattle	4	6
Poultry	60	60
Sheep	—	—

Silos now erected None
 To be erected in 1918 None

DO YOU NEED MORE FARM LABOR?			
	Men	Women	Boys
How many?	1		
When?	<u>Most any time</u>		
For how long?			
For what work?			
What nationality?			

Remarks: Wants a Man that is willing to work and use a reasonable amount of Brands.

The foregoing statement was made on the 3rd day of June A. D. 1918.

J. W. Gibson
 Signature of Assessor.

This return is made to your County Auditor, and by him sent to J. A. O. Preus, State Auditor, State Capitol, St. Paul, Minn.

County Rock Township (City or Village) _____
 Name Rich Schroeder Post Office Address Beaver Creek R. F. D. No. 1
 Nearest Shipping Point Beaver Creek What Railroads Omaha
 Nationality or descent of farmer American Danish descent

FARM CROP AND LABOR REPORT

Crop	Acres in 1917	Acres in 1918
Barley		
Beans		
Beets		
Buckwheat		
Corn	60	60
Fruit		
Hay	8	8
Oats	30	30
Potatoes	1/2	1/2
Rutabagas		
Rye		
Spelts		
Sorghum		
Sugar Beets		
Wheat		

Stock	Number in 1917	Number in 1918
Hogs	99	90
Horses	5	5
Milch Cows	3	3
Other Cattle	5	4
Poultry	180	120
Sheep	—	—

Silos now erected None
 To be erected in 1918 None

DO YOU NEED MORE FARM LABOR?			
	Men	Women	Boys
How many?	1		
When?	Any		
For how long?	Week		
For what work?	Harvest		
What nationality?			

Remarks: _____

The foregoing statement was made on the 3rd day of June A. D. 1918.

J. W. Gibson
 Signature of Assessor.

This return is made to your County Auditor, and by him sent to J. A. O. Preus, State Auditor, State Capitol, St. Paul, Minn.

County Rock Township (City or Village) _____

Name Roy Fenstermaker Post Office Address Beaver Creek R. F. D. No. 1

Nearest Shipping Point Beaver Creek What Railroads Amtrak

Nationality or descent of farmer American

FARM CROP AND LABOR REPORT

Crop	Acres in 1917	Acres in 1918
Barley		5
Beans		
Beets		
Buckwheat		
Corn	60	50
Fruit		
Hay		
Oats	36	40
Potatoes	1	1 1/2
Rutabagas		
Rye		
Spelts		
Sorghum		
Sugar Beets		
Wheat		

Stock	Number in 1917	Number in 1918
Hogs		56
Horses	6	7
Milch Cows	4	4
Other Cattle	6	6
Poultry	150	100
Sheep		

Silos now erected None
 To be erected in 1918 No

DO YOU NEED MORE FARM LABOR?			
	Men	Women	Boys
How many?	1		
When?	Aug		
For how long?	1 wk.		
For what work?	harvest		
What nationality?	American		

Remarks: _____

The foregoing statement was made on the 3rd day of June A. D. 1918.

J. W. Gibson
 Signature of Assessor.

This return is made to your County Auditor, and by him sent to J. A. O. Preus, State Auditor, State Capitol, St. Paul, Minn.

County Roch Township (City or Village) _____
 Name Don Holmbeck Post Office Address Beaver Creek R. F. D. No. _____
 Nearest Shipping Point Beaver Creek What Railroads Omaha
 Nationality or descent of farmer American

FARM CROP AND LABOR REPORT

Crop	Acres in 1917	Acres in 1918
Barley		
Beans	$\frac{1}{3}$	
Beets		
Buckwheat		
Corn	100	57
Fruit		
Hay	10	20
Oats	100	100
Potatoes	1	1
Rutabagas		
Rye		
Spelts		
Sorghum		
Sugar Beets		
Wheat		15

Stock	Number in 1917	Number in 1918
Hogs	38	39
Horses	14	12
Milch Cows	4	2
Other Cattle	51	30
Poultry	60	60
Sheep	—	—

Silos now erected	<u>10</u>
To be erected in 1918	

DO YOU NEED MORE FARM LABOR?			
	Men	Women	Boys
How many?			
When?			
For how long?			
For what work?			
What nationality?			

Remarks: _____

The foregoing statement was made on the 3rd day of June A. D. 1918.

John Gibson
 Signature of Assessor.

This return is made to your County Auditor, and by him sent to J. A. O. Preus, State Auditor, State Capitol, St. Paul, Minn.

County Rock Township (City or Village) _____

Name Ed Kelling Post Office Address Lufkin R. F. D. No. 2

Nearest Shipping Point Beaver Creek What Railroads Omaha

Nationality or descent of farmer American German descent

FARM CROP AND LABOR REPORT

Crop	Acres in 1917	Acres in 1918
Barley	10	15
Beans		
Beets		
Buckwheat		
Corn	60	60
Fruit		
Hay	4	4
Oats	40	40
Potatoes		1
Rutabagas		
Rye		
Spelts		
Sorghum		
Sugar Beets		
Wheat		

Stock	Number in 1917	Number in 1918
Hogs	70	50
Horses	5	10
Milch Cows	10	7
Other Cattle	12	13
Poultry	50	50
Sheep	—	—

Silos now erected	—	—
To be erected in 1918	—	—

DO YOU NEED MORE FARM LABOR?			
	Men	Women	Boys
How many?	12		
When?			
For how long?			
For what work?			
What nationality?			

Remarks: _____

The foregoing statement was made on the 3rd day of June A. D. 1918.

J. Gibson
Signature of Assessor.

This return is made to your County Auditor, and by him sent to J. A. O. Preus, State Auditor, State Capitol, St. Paul, Minn.

County Bock Township (City or Village) _____

Name Julius Stoteran Post Office Address Lufkeme R. F. D. No. 1

Nearest Shipping Point Lufkeme What Railroads Amsha

Nationality or descent of farmer American German Descent

FARM CROP AND LABOR REPORT

Crop	Acres in 1917	Acres in 1918
Barley	30	
Beans		
Beets		
Buckwheat		
Corn	100	85
Fruit		
Hay	60	50
Oats	40	85
Potatoes	4	1 1/2
Rutabagas		
Rye		
Spelts		
Sorghum		
Sugar Beets		
Wheat		11

Stock	Number in 1917	Number in 1918
Hogs	130	110
Horses	16	11
Milch Cows	17	12
Other Cattle	40	26
Poultry	150	150
Sheep	—	—

Silos now erected None
 To be erected in 1918 No

DO YOU NEED MORE FARM LABOR?			
	Men	Women	Boys
How many?			
When?			
For how long?			
For what work?			
What nationality?			

Remarks: _____

The foregoing statement was made on the 1st day of June A. D. 1918.

J. W. Gibson
 Signature of Assessor.

This return is made to your County Auditor, and by him sent to J. A. O. Preus, State Auditor, State Capitol, St. Paul, Minn.

County Rock Township (City or Village) _____
 Name Boy Chesley Post Office Address Boyer R. F. D. No. 2
 Nearest Shipping Point Beaver Creek What Railroads Omaha
 Nationality or descent of farmer American

FARM CROP AND LABOR REPORT

Crop	Acres in 1917	Acres in 1918
Barley		
Beans		
Beets		
Buckwheat		
Corn	85	85
Fruit		
Hay	30	20
Oats	110	120
Potatoes	1	2
Rutabagas		
Rye		
Spelts		
Sorghum		
Sugar Beets		
Wheat		25

Stock	Number in 1917	Number in 1918
Hogs	60	85
Horses	14	14
Milch Cows	11	11
Other Cattle	12	10
Poultry	125	90
Sheep	—	—

Silos now erected None
 To be erected in 1918 No

DO YOU NEED MORE FARM LABOR?			
	Men	Women	Boys
How many?			
When?			
For how long?			
For what work?			
What nationality?			

Remarks: _____

The foregoing statement was made on the 1 day of June A. D. 1918.

J. W. Gibson
 Signature of Assessor.

This return is made to your County Auditor, and by him sent to J. A. O. Preus, State Auditor, State Capitol, St. Paul, Minn.

County Rock Township (City or Village) _____
 Name B. W. Bennett Post Office Address Beaver Creek R. F. D. No. 1
 Nearest Shipping Point Beaver Creek What Railroads Omaha
 Nationality or descent of farmer American

FARM CROP AND LABOR REPORT

Crop	Acres in 1917	Acres in 1918
Barley		
Beans		
Beets		
Buckwheat		
Corn	100	100
Fruit		
Hay	30	10
Oats	160	160
Potatoes		
Rutabagas		
Rye		
Spelts		
Sorghum		
Sugar Beets		
Wheat		

Stock	Number in 1917	Number in 1918
Hogs	100	70
Horses	9	9
Milch Cows	6	6
Other Cattle	25	25
Poultry	200	200
Sheep		

Silos now erected None
 To be erected in 1918 None

DO YOU NEED MORE FARM LABOR?			
	Men	Women	Boys
How many?	2		
When?	7 from New York		
For how long?	General Farm work		
For what work?			
What nationality?			

Remarks: _____

The foregoing statement was made on the 1 day of June A. D. 1918.

J. W. Gibson
 Signature of Assessor.

This return is made to your County Auditor, and by him sent to J. A. O. Preus, State Auditor, State Capitol, St. Paul, Minn.

County _____ Township (City or Village) _____

Name Martin Swensen Post Office Address _____ R. F. D. No. _____

Nearest Shipping Point _____ What Railroads _____

Nationality or descent of farmer _____

FARM CROP AND LABOR REPORT

Crop	Acres in 1917	Acres in 1918
Barley		
Beans		
Beets		
Buckwheat		
Corn	70	75
Fruit		
Hay	12	12
Oats	62	65
Potatoes	1	1
Rutabagas		
Rye		
Spelts		
Sorghum		
Sugar Beets		
Wheat		

Stock	Number in 1917	Number in 1918
Hogs	184	97
Horses	6	6
Milch Cows	10	6
Other Cattle	15	12
Poultry	100	100
Sheep	—	—

Silos now erected	—	—
To be erected in 1918	1	—

DO YOU NEED MORE FARM LABOR?			
	Men	Women	Boys
How many?			
When?			
For how long?	<i>No</i>		
For what work?			
What nationality?			

Remarks: _____

The foregoing statement was made on the 1 day of June A. D. 1918.

J. W. Gibson
Signature of Assessor.

This return is made to your County Auditor, and by him sent to J. A. O. Preus, State Auditor, State Capitol, St. Paul, Minn.

County Rock Township (City or Village) _____

Name Earl Leslie Post Office Address Levee R. F. D. No. 1

Nearest Shipping Point Beaver Creek What Railroads Omaha

Nationality or descent of farmer American

FARM CROP AND LABOR REPORT

Crop	Acres in 1917	Acres in 1918
Barley		
Beans		
Beets		
Buckwheat		
Corn	70	55
Fruit		
Hay	11	11
Oats	50	60
Potatoes	1	1
Rutabagas		
Rye		
Spelts		
Sorghum		
Sugar Beets		
Wheat		

Stock	Number in 1917	Number in 1918
Hogs	17	59
Horses	9	9
Milch Cows	4	6
Other Cattle	14	24
Poultry	60	60
Sheep	20	17

Silos now erected	<u>None</u>
To be erected in 1918	<u>No</u>

DO YOU NEED MORE FARM LABOR?	Men Women Boys		
How many?			
When?	<u>No</u>		
For how long?			
For what work?			
What nationality?			

Remarks: _____

The foregoing statement was made on the 1 day of June A. D. 1918.

J. W. Gibson
Signature of Assessor.

This return is made to your County Auditor, and by him sent to J. A. O. Preus, State Auditor, State Capitol, St. Paul, Minn.

County Rock Township (City or Village) _____
 Name Nels Egge Post Office Address Beaver Creek R. F. D. No. 1
 Nearest Shipping Point Beaver Creek What Railroads Omaha
 Nationality or descent of farmer American

FARM CROP AND LABOR REPORT

Crop	Acres in 1917	Acres in 1918
Barley		10
Beans		
Beets		
Buckwheat		
Corn	60	110
Fruit		
Hay	20	15
Oats	40	120
Potatoes	1	3
Rutabagas		
Rye		
Spelts		
Sorghum		
Sugar Beets		
Wheat		

Stock	Number in 1917	Number in 1918
Hogs	50	55
Horses	7	10
Milch Cows	9	8
Other Cattle	15	22
Poultry	200	100
Sheep		

Silos now erected	
To be erected in 1918	

DO YOU NEED MORE FARM LABOR?			
	Men	Women	Boys
How many?			
When?			
For how long?			
For what work?			
What nationality?			

Remarks: _____

The foregoing statement was made on the 1 day of June A. D. 1918.

J. W. Gibson
 Signature of Assessor.

This return is made to your County Auditor, and by him sent to J. A. O. Preus, State Auditor, State Capitol, St. Paul, Minn.

County Rock Township (City or Village) _____
 Name Simon Barstad Post Office Address Beaver Creek R. F. D. No. 1
 Nearest Shipping Point Beaver Creek What Railroads Amtrak
 Nationality or descent of farmer Norwegian

FARM CROP AND LABOR REPORT

Crop	Acres in 1917	Acres in 1918
Barley		
Beans		
Beets		
Buckwheat		
Corn	60	70
Fruit		
Hay	9	18
Oats	60	90
Potatoes		
Rutabagas		
Rye		
Spelts		
Sorghum		
Sugar Beets		
Wheat		

Stock	Number in 1917	Number in 1918
Hogs	20	44
Horses	6	8
Milch Cows	1	2
Other Cattle	1	3
Poultry	40	25
Sheep	—	—

Silos now erected None
 To be erected in 1918 No

DO YOU NEED MORE FARM LABOR?			
	Men	Women	Boys
How many?	1		
When?	June thru August		
For how long?	3 months		
For what work?	General work		
What nationality?			

Remarks: _____

 The foregoing statement was made on the 1 day of June A. D. 1918.

 Signature of Assessor.

This return is made to your County Auditor, and by him sent to J. A. O. Preus, State Auditor, State Capitol, St. Paul, Minn.

County Boch Township (City or Village) _____

Name John Boettcher Post Office Address Beaver Creek R. F. D. No. 1

Nearest Shipping Point Beaver Creek What Railroads Omaha

Nationality or descent of farmer American German descent

FARM CROP AND LABOR REPORT

Crop	Acres in 1917	Acres in 1918
Barley		
Beans		
Beets		
Buckwheat		
Corn	160	120
Fruit		
Hay	13	13
Oats	65	120
Potatoes		
Rutabagas		
Rye	35	20
Spelts		
Sorghum		
Sugar Beets		
Wheat		

Stock	Number in 1917	Number in 1918
Hogs	80	90
Horses	15	22
Milch Cows	5	8
Other Cattle	25	14
Poultry	60	75
Sheep		

Silos now erected	—
To be erected in 1918	—

DO YOU NEED MORE FARM LABOR?			
	Men	Women	Boys
How many?	1		
When?	July + Aug + Sept		
For how long?	3 months		
For what work?	General Farm Work		
What nationality?			

Remarks: _____

The foregoing statement was made on the 1 day of June A. D. 1918.

J. W. Gibson
Signature of Assessor.

This return is made to your County Auditor, and by him sent to J. A. O. Preus, State Auditor, State Capitol, St. Paul, Minn.

County Rock Township (City or Village) _____

Name Arne Grein Post Office Address Garrutson R. F. D. No. 2

Nearest Shipping Point Booga What Railroads Great Northern

Nationality or descent of farmer American Norwegian Descent

FARM CROP AND LABOR REPORT

Crop	Acres in 1917	Acres in 1918
Barley		
Beans		
Beets		
Buckwheat		
Corn	55	53
Fruit		
Hay	12	12
Oats	53	48
Potatoes	14	14
Rutabagas		
Rye		
Spelts		
Sorghum		
Sugar Beets		
Wheat		8

Stock	Number in 1917	Number in 1918
Hogs	5	57
Horses	6	9
Milch Cows	4	6
Other Cattle	15	16
Poultry	70	70
Sheep		

Silos now erected	1
To be erected in 1918	10

DO YOU NEED MORE FARM LABOR?			
	Men	Women	Boys
How many?	1		
When?			
For how long?	Harvesting		
For what work?	Harvesting		
What nationality?			

Remarks: _____

The foregoing statement was made on the 1 day of June A. D. 1918.

J. W. Gibson
Signature of Assessor.

This return is made to your County Auditor, and by him sent to J. A. O. Preus, State Auditor, State Capitol, St. Paul, Minn.

County Rock Township (City or Village) _____
 Name Thad Grent Post Office Address Beaver Creek R. F. D. No. _____
 Nearest Shipping Point Beaver Creek What Railroads Amtrak
 Nationality or descent of farmer American

FARM CROP AND LABOR REPORT

Crop	Acres in 1917	Acres in 1918
Barley		
Beans		
Beets		
Buckwheat		
Corn	70	40
Fruit		
Hay	7	27
Oats	50	40
Potatoes	1	1
Rutabagas		
Rye		
Spelts		
Sorghum		
Sugar Beets		
Wheat		20

Stock	Number in 1917	Number in 1918
Hogs	17	49
Horses	10	12
Milch Cows	5	5
Other Cattle	5	5
Poultry	50	40
Sheep	-	63

Silos now erected None
 To be erected in 1918 No

DO YOU NEED MORE FARM LABOR?			
	Men	Women	Boys
How many?			
When?			
For how long?			
For what work?			
What nationality?			

Remarks: _____

The foregoing statement was made on the 1 day of June A. D. 1918.

J. Gibson
 Signature of Assessor.

This return is made to your County Auditor, and by him sent to J. A. O. Preus, State Auditor, State Capitol, St. Paul, Minn.

County Roch. Township (City or Village) _____
 Name S. J. N. Cragoe Post Office Address Lutvane R. F. D. No. 2
 Nearest Shipping Point Beaver Creek What Railroads Omaha
 Nationality or descent of farmer American English descent

FARM CROP AND LABOR REPORT

Crop	Acres in 1917	Acres in 1918
Barley	25	15
Beans		
Beets		
Buckwheat		
Corn	130	80
Fruit		
Hay	16	16
Oats	100	100
Potatoes	5	7
Rutabagas		
Rye	25	60
Spelts		
Sorghum		
Sugar Beets		
Wheat		

Stock	Number in 1917	Number in 1918
Hogs	105	20
Horses	19	17
Milch Cows	6	6
Other Cattle	15	29
Poultry	100	100
Sheep	—	12

Silos now erected None
 To be erected in 1918 None

DO YOU NEED MORE FARM LABOR?			
	Men	Women	Boys
How many?			
When?			
For how long?			
For what work?			
What nationality?			

Remarks: _____

 The foregoing statement was made on the 1 day of June A. D. 1918.

 Signature of Assessor.

This return is made to your County Auditor, and by him sent to J. A. O. Preus, State Auditor, State Capitol, St. Paul, Minn.

County Roch Township (City or Village) _____

Name Wm Wollenberg Post Office Address Garrettsville R. F. D. No. 2

Nearest Shipping Point Beaver Creek What Railroads Amtrak

Nationality or descent of farmer American German Descent

FARM CROP AND LABOR REPORT

Crop	Acres in 1917	Acres in 1918
Barley		
Beans		
Beets		
Buckwheat		
Corn	110	110
Fruit		
Hay	15	4
Oats	140	150
Potatoes	1/2	1/2
Rutabagas		
Rye		
Spelts		
Sorghum		
Sugar Beets		
Wheat		3

Stock	Number in 1917	Number in 1918
Hogs	180	170
Horses	13	13
Milch Cows	4	5
Other Cattle		5
Poultry	150	150
Sheep		

Silos now erected	
To be erected in 1918	No

DO YOU NEED MORE FARM LABOR?			
	Men	Women	Boys
How many?			
When?			
For how long?			
For what work?			
What nationality?			

Remarks: _____

The foregoing statement was made on the 1 day of June A. D. 1918.

 Signature of Assessor.

This return is made to your County Auditor, and by him sent to J. A. O. Preus, State Auditor, State Capitol, St. Paul, Minn.

County Rock Township (City or Village) _____

Name G. Cesterle Post Office Address St. James R. F. D. No. 2

Nearest Shipping Point Beaver Creek What Railroads Omaha

Nationality or descent of farmer American

FARM CROP AND LABOR REPORT

Crop	Acres in 1917	Acres in 1918
Barley	30	40
Beans		
Beets		
Buckwheat		
Corn	100	135
Fruit		
Hay	60	15
Oats	55	115
Potatoes	1	1
Rutabagas		
Rye		
Spelts		
Sorghum		
Sugar Beets		
Wheat		

Stock	Number in 1917	Number in 1918
Hogs	75	60
Horses	10	15
Milch Cows	5	5
Other Cattle	26	56
Poultry	80	80
Sheep	59	59

Silos now erected	One
To be erected in 1918	None

DO YOU NEED MORE FARM LABOR?			
	Men	Women	Boys
How many?			
When?			
For how long?			
For what work?			
What nationality?			

Remarks: _____

The foregoing statement was made on the 31st day of May A. D. 1918.

J. W. Gibson
Signature of Assessor.

This return is made to your County Auditor, and by him sent to J. A. O. Preus, State Auditor, State Capitol, St. Paul, Minn.

County Rochester Township (City or Village) _____
 Name Sam Langford Post Office Address Luxerne R. F. D. No. 2
 Nearest Shipping Point Beaver Creek What Railroads Omaha
 Nationality or descent of farmer American Holland descent

FARM CROP AND LABOR REPORT

Crop	Acres in 1917	Acres in 1918
Barley	3	18
Beans		
Beets		
Buckwheat		
Corn	70	75
Fruit		
Hay	15	15
Oats	35	30
Potatoes	1	1
Rutabagas		
Rye		
Spelts		
Sorghum		
Sugar Beets		
Wheat		8

Stock	Number in 1917	Number in 1918
Hogs	44	53
Horses	10	10
Milch Cows	13	8
Other Cattle	22	19
Poultry	30	30
Sheep	—	—

Silos now erected	—
To be erected in 1918	—

DO YOU NEED MORE FARM LABOR?			
	Men	Women	Boys
How many?	1		
When?	July & Aug.		
For how long?	2 months		
For what work?	Haying & Harvest		
What nationality?			

Remarks: _____

The foregoing statement was made on the 31st day of May A. D. 1918.

J. W. Gibson
 Signature of Assessor.

This return is made to your County Auditor, and by him sent to J. A. O. Preus, State Auditor, State Capitol, St. Paul, Minn.

County Rock Township (City or Village) _____
 Name C S Dike Post Office Address Beaver Creek R. F. D. No. 1
 Nearest Shipping Point B. C. What Railroads Omaha
 Nationality or descent of farmer American

FARM CROP AND LABOR REPORT

Crop	Acres in 1917	Acres in 1918
Barley		
Beans		
Beets		
Buckwheat		
Corn	90	70
Fruit		
Hay	4	4
Oats	33	33
Potatoes		
Rutabagas		
Rye		
Spelts		
Sorghum		
Sugar Beets		
Wheat		

Stock	Number in 1917	Number in 1918
Hogs	23	150
Horses	5	6
Milch Cows	1	2
Other Cattle	1	2
Poultry	20	50
Sheep	—	—

Silos now erected	—	—
To be erected in 1918	—	—

DO YOU NEED MORE FARM LABOR?			
	Men	Women	Boys
How many?			
When?			
For how long?			
For what work?			
What nationality?			

Remarks: _____

The foregoing statement was made on the 31st day of May A. D. 1918.

J. W. Gibson
 Signature of Assessor.

This return is made to your County Auditor, and by him sent to J. A. O. Preus, State Auditor, State Capitol, St. Paul, Minn.

County Rock Township (City or Village) _____

Name Al Willers Post Office Address B. C. R. F. D. No. 1

Nearest Shipping Point B. C. What Railroads Omaha

Nationality or descent of farmer American-German descent.

FARM CROP AND LABOR REPORT

Crop	Acres in 1917	Acres in 1918
Barley	13	25
Beans		0
Beets		0
Buckwheat		0
Corn	45	45
Fruit		0
Hay		4
Oats	18	45
Potatoes		1
Rutabagas		0
Rye		0
Spelts		0
Sorghum		0
Sugar Beets		0
Wheat		2

Stock	Number in 1917	Number in 1918
Hogs		1
Horses		4
Milch Cows		0
Other Cattle		0
Poultry		75
Sheep		

Silos now erected	0
To be erected in 1918	0

DO YOU NEED MORE FARM LABOR?			
	Men	Women	Boys
How many?			
When?	July & Aug.		
For how long?	2 months		
For what work?	Haying, hawking, & threshing		
What nationality?			

Remarks: _____

The foregoing statement was made on the 27th day of May A. D. 1918.

John Gibson
Signature of Assessor.

This return is made to your County Auditor, and by him sent to J. A. O. Preus, State Auditor, State Capitol, St. Paul, Minn.

Grade Sherburne.

County Roch. Township (City or Village) _____

Name Joe & Willness Jr. Post Office Address B. C. R. F. D. No. 1

Nearest Shipping Point Beaver Creek What Railroads Omaha

Nationality or descent of farmer American German descent.

FARM CROP AND LABOR REPORT

Crop	Acres in 1917	Acres in 1918
Barley	11	14
Beans	0	0
Beets	0	0
Buckwheat	0	0
Corn	45	45
Fruit		
Hay	8	8
Oats	30	45
Potatoes	1/2	1/2
Rutabagas	8	0
Rye		
Spelts		
Sorghum		
Sugar Beets		
Wheat		

Stock	Number in 1917	Number in 1918
Hogs	27	8
Horses	8	9
Milch Cows	4	4
Other Cattle	9	8
Poultry	0	0
Sheep	0	0

Silos now erected	0
To be erected in 1918	0

DO YOU NEED MORE FARM LABOR?			
	Men	Women	Boys
How many?			
When?			
For how long?			
For what work?			
What nationality?			

Remarks: _____

The foregoing statement was made on the 27th day of May A. D. 1918.

John W. Gibson
Signature of Assessor.

This return is made to your County Auditor, and by him sent to J. A. O. Preus, State Auditor, State Capitol, St. Paul, Minn.

Hogs Red.

Shorthorn 12 Reg.

County Rock. Township (City or Village) _____

Name John Holmberg Post Office Address Beaver Creek R. F. D. No. _____

Nearest Shipping Point Beaver Creek What Railroads Omaha

Nationality or descent of farmer Swede

FARM CROP AND LABOR REPORT

Crop	Acres in 1917	Acres in 1918
Barley	0	0
Beans	0	0
Beets	0	0
Buckwheat	0	0
Corn	120	120
Fruit	0	0
Hay	10	10
Oats	120	100
Potatoes	3	3
Rutabagas	0	0
Rye	0	0
Spelts	0	0
Sorghum	0	0
Sugar Beets	0	0
Wheat	0	20

Stock	Number in 1917	Number in 1918
Hogs	50	45
Horses	10	14
Milch Cows	12	12
Other Cattle	25	33
Poultry	100	100
Sheep	-	-

Silos now erected	0
To be erected in 1918	0

DO YOU NEED MORE FARM LABOR?			
	Men	Women	Boys
How many?	1		
When?	July & Aug		
For how long?	1 month		
For what work?	Harrowing		
What nationality?			

Remarks: _____

The foregoing statement was made on the 27th day of May A. D. 1918.

J. W. Wilson
Signature of Assessor.

This return is made to your County Auditor, and by him sent to J. A. O. Preus, State Auditor, State Capitol, St. Paul, Minn.

County Rock Township (City or Village) _____
 Name W. E. Emery Post Office Address La. Name R. F. D. No. 1
 Nearest Shipping Point B. C. What Railroads Omaha
 Nationality or descent of farmer American

FARM CROP AND LABOR REPORT

Crop	Acres in 1917	Acres in 1918
Barley	32	18
Beans	0	0
Beets	0	0
Buckwheat	0	0
Corn	125	60
Fruit	0	0
Hay	15	1
Oats	70	45
Potatoes	3	4
Rutabagas	0	0
Rye		
Spelts		
Sorghum		
Sugar Beets		
Wheat		

Stock	Number in 1917	Number in 1918
Hogs	65	150
Horses	12	7
Milch Cows	25	10
Other Cattle	35	5
Poultry	100	150
Sheep	-	-

Silos now erected	_____
To be erected in 1918	_____

DO YOU NEED MORE FARM LABOR?			
	Men	Women	Boys
How many?	No		
When?			
For how long?			
For what work?			
What nationality?			

Remarks: _____

The foregoing statement was made on the 27th day of May A. D. 1918.

J. W. Gibson
 Signature of Assessor.

This return is made to your County Auditor, and by him sent to J. A. O. Preus, State Auditor, State Capitol, St. Paul, Minn.

County Rock Township (City or Village) _____
 Name Mike Ormuth Post Office Address La Verne R. F. D. No. 1
 Nearest Shipping Point Beaver Creek What Railroads Omaha
 Nationality or descent of farmer Norwegian descent

FARM CROP AND LABOR REPORT

Crop	Acres in 1917	Acres in 1918
Barley	47	60
Beans	0	0
Beets	0	0
Buckwheat		
Corn	140	160
Fruit	0	0
Hay	60	20
Oats	90	95
Potatoes	1/2	1/4
Rutabagas	0	0
Rye	0	0
Spelts	0	0
Sorghum	0	0
Sugar Beets	0	0
Wheat	0	17

Stock	Number in 1917	Number in 1918
Hogs	140	127
Horses	14	11
Milch Cows	12	3
Other Cattle	46	43
Poultry	75	50
Sheep		

Silos now erected _____
 To be erected in 1918 _____

DO YOU NEED MORE FARM LABOR?			
	Men	Women	Boys
How many?			
When?			
For how long?			
For what work?			
What nationality?			

Remarks: _____

The foregoing statement was made on the 27th day of May A. D. 1918.

J. W. Gibson
 Signature of Assessor.

This return is made to your County Auditor, and by him sent to J. A. O. Preus, State Auditor, State Capitol, St. Paul, Minn.

County Rock Township (City or Village) _____

Name Darry Leslie Post Office Address B. C. R. F. D. No. 1

Nearest Shipping Point B. C. What Railroads Omaha

Nationality or descent of farmer American

FARM CROP AND LABOR REPORT

Crop	Acres in 1917	Acres in 1918
Barley	0	0
Beans	0	0
Beets	0	0
Buckwheat	0	0
Corn	5-5'	5-5'
Fruit	0	0
Hay	10'	6'
Oats	50	50
Potatoes	1/4	1/2
Rutabagas	0	0
Rye	0	0
Spelts	0	0
Sorghum	0	0
Sugar Beets	0	0
Wheat	0	0

Stock	Number in 1917	Number in 1918
Hogs	35'	35'
Horses	8	7
Milch Cows	7	5
Other Cattle	10	11
Poultry	60	75
Sheep	—	45'

Silos now erected	1	
To be erected in 1918	0	

DO YOU NEED MORE FARM LABOR?			
	Men	Women	Boys
How many?	10		
When?			
For how long?			
For what work?			
What nationality?			

Remarks: _____

The foregoing statement was made on the 27th day of May A. D. 1918.

J. W. Gibson
Signature of Assessor.

This return is made to your County Auditor, and by him sent to J. A. O. Preus, State Auditor, State Capitol, St. Paul, Minn.

County Rock Township (City or Village) _____

Name Mrs. Gehrke Post Office Address Beaver Creek R. F. D. No. 1

Nearest Shipping Point Beaver Creek What Railroads Omaha

Nationality or descent of farmer American German Descent

FARM CROP AND LABOR REPORT

Crop	Acres in 1917	Acres in 1918
Barley	0	0
Beans	0	0
Beets	0	0
Buckwheat	0	0
Corn	40	45'
Fruit	0	0
Hay	0	6
Oats	35'	70
Potatoes	1/4	1/2
Rutabagas	0	0
Rye	0	0
Spelts	0	0
Sorghum	0	0
Sugar Beets	0	0
Wheat	0	0

Stock	Number in 1917	Number in 1918
Hogs	0	30
Horses	4	9
Milch Cows	0	5'
Other Cattle	0	0
Poultry	45'	35
Sheep	-	-

Silos now erected	-	
To be erected in 1918		

DO YOU NEED MORE FARM LABOR?			
	Men	Women	Boys
How many?	1		
When?	July & Aug.		
For how long?	2 months		
For what work?	Harvest etc.		
What nationality?			

Remarks: _____

The foregoing statement was made on the 28th day of May A. D. 1918.

J. W. Wilson
Signature of Assessor.

This return is made to your County Auditor, and by him sent to J. A. O. Preus, State Auditor, State Capitol, St. Paul, Minn.

County Rock. Township (City or Village) _____
 Name E. A. Walker. Post Office Address B. C. R. F. D. No. 1
 Nearest Shipping Point B. C. What Railroads Omaha.
 Nationality or descent of farmer American Eng. Descent.

FARM CROP AND LABOR REPORT

Crop	Acres in 1917	Acres in 1918
Barley	0	0
Beans	0	0
Beets	0	0
Buckwheat	0	0
Corn	60	60
Fruit	0	0
Hay	20	20
Oats	60	55
Potatoes	2	2
Rutabagas	0	0
Rye	0	0
Spelts	0	0
Sorghum	0	0
Sugar Beets	0	0
Wheat	0	0

Stock	Number in 1917	Number in 1918
Hogs	20	60
Horses	35	7
Milch Cows	6	6
Other Cattle	22	35
Poultry	80	60
Sheep	-	-

Silos now erected	—
To be erected in 1918	—

DO YOU NEED MORE FARM LABOR?			
	Men	Women	Boys
How many?			
When?	No.		
For how long?			
For what work?			
What nationality?			

Remarks: _____

The foregoing statement was made on the 28th day of May A. D. 1918.

J. W. Gibson
 Signature of Assessor.

This return is made to your County Auditor, and by him sent to J. A. O. Preus, State Auditor, State Capitol, St. Paul, Minn.

County Rock Township (City or Village) _____
 Name Fred Larson Post Office Address Beaver Creek R. F. D. No. 1
 Nearest Shipping Point Beaver Creek What Railroads Omaha
 Nationality or descent of farmer American

FARM CROP AND LABOR REPORT

Crop	Acres in 1917	Acres in 1918
Barley	0	0
Beans	0	0
Beets	0	0
Buckwheat	0	0
Corn	70	70
Fruit	0	0
Hay	20	20
Oats	70	70
Potatoes	1/4	1/4
Rutabagas	0	0
Rye	0	0
Spelts	0	0
Sorghum	0	0
Sugar Beets	0	0
Wheat	0	0

Stock	Number in 1917	Number in 1918
Hogs	80	48
Horses	6	6
Milch Cows	1	1
Other Cattle	32	49
Poultry	200	150
Sheep	—	—

Silos now erected	—
To be erected in 1918	—

DO YOU NEED MORE FARM LABOR?			
	Men	Women	Boys
How many?	1		
When?	July & Aug.		
For how long?	1 month		
For what work?	Harvest		
What nationality?	The W. W.		

Remarks: _____

The foregoing statement was made on the 28th day of May A. D. 1918.

J. W. Gibson
 Signature of Assessor.

This return is made to your County Auditor, and by him sent to J. A. O. Preus, State Auditor, State Capitol, St. Paul, Minn.

County Rock Township (City or Village) _____
 Name George Bell Post Office Address Luxema R. F. D. No. 2
 Nearest Shipping Point Beaver Creek What Railroads Empire
 Nationality or descent of farmer American

FARM CROP AND LABOR REPORT

Crop	Acres in 1917	Acres in 1918
Barley	35	50
Beans	1/2	0
Beets	0	0
Buckwheat	0	0
Corn	100	100
Fruit	0	0
Hay	12	10
Oats	100	100
Potatoes	2	2
Rutabagas	0	0
Rye	0	0
Spelts	0	0
Sorghum	0	0
Sugar Beets	0	0
Wheat	0	0

Stock	Number in 1917	Number in 1918
Hogs	40	40
Horses	5	5
Milch Cows	14	14
Other Cattle	15	16
Poultry	100	100
Sheep	-	-

Silos now erected None
 To be erected in 1918 _____

DO YOU NEED MORE FARM LABOR?			
	Men	Women	Boys
How many?			
When?			
For how long?			
For what work?			
What nationality?			

Remarks: _____

The foregoing statement was made on the 30th day of May A. D. 1918.

J. W. Gibson
 Signature of Assessor.

This return is made to your County Auditor, and by him sent to J. A. O. Preus, State Auditor, State Capitol, St. Paul, Minn.

County Rock Township (City or Village) _____

Name Wm. Kuehl Post Office Address L. Kene R. F. D. No. 2

Nearest Shipping Point Beaver Creek What Railroads Omaha

Nationality or descent of farmer American Mixed descent

FARM CROP AND LABOR REPORT

Crop	Acres in 1917	Acres in 1918
Barley	4	20
Beans	0	0
Beets	0	0
Buckwheat	0	0
Corn	60	105
Fruit	0	0
Hay	40	40
Oats	28	100
Potatoes	1 1/2	3
Rutabagas	0	0
Rye	0	0
Spelts	0	0
Sorghum	0	0
Sugar Beets	0	0
Wheat	0	0

Stock	Number in 1917	Number in 1918
Hogs	70	110
Horses	6	8
Milch Cows	10	12
Other Cattle	28	21
Poultry	100	100
Sheep	-	-

Silos now erected None
 To be erected in 1918 Yes

DO YOU NEED MORE FARM LABOR?			
	Men	Women	Boys
How many?	1		
When?	July until winter		
For how long?	4 or 5 months		
For what work?	Harvest & corn husking		
What nationality?			

Remarks: _____

The foregoing statement was made on the 28th day of May A. D. 1918.

J. W. Gibson
 Signature of Assessor.

This return is made to your County Auditor, and by him sent to J. A. O. Preus, State Auditor, State Capitol, St. Paul, Minn.

County Rock. Township (City or Village) _____

Name O.M. Forseth Post Office Address B.C. R. F. D. No. 1

Nearest Shipping Point Manley What Railroads G. Northern

Nationality or descent of farmer American of Norwegian Descent

FARM CROP AND LABOR REPORT

Crop	Acres in 1917	Acres in 1918
Barley	0	0
Beans	0	0
Beets	0	0
Buckwheat	0	0
Corn	40	25
Fruit	0	0
Hay	4	4
Oats	30	40
Potatoes	1/4	1/4
Rutabagas	0	0
Rye	0	0
Spelts	0	0
Sorghum	0	0
Sugar Beets	0	0
Wheat	0	0

Stock	Number in 1917	Number in 1918
Hogs		
Horses	4	3
Milch Cows		2
Other Cattle		1
Poultry	75	75
Sheep		

Silos now erected	
To be erected in 1918	

DO YOU NEED MORE FARM LABOR?			
	Men	Women	Boys
How many?			
When?			
For how long?			
For what work?			
What nationality?			

Remarks: _____

The foregoing statement was made on the 28th day of May A. D. 1918.

J.W. Gibson
Signature of Assessor.

This return is made to your County Auditor, and by him sent to J. A. O. Preus, State Auditor, State Capitol, St. Paul, Minn.

County Rock Township (City or Village) _____
 Name Sidney Cragoe Post Office Address B. C. R. F. D. No. 1
 Nearest Shipping Point B. C. What Railroads Omaha
 Nationality or descent of farmer American

FARM CROP AND LABOR REPORT

Crop	Acres in 1917	Acres in 1918
Barley	0	0
Beans	0	0
Beets	0	0
Buckwheat	0	0
Corn	70	70
Fruit	0	0
Hay	6	0
Oats	56	60
Potatoes	1	2
Rutabagas	0	0
Rye	0	0
Spelts	0	0
Sorghum	0	0
Sugar Beets	0	0
Wheat	0	0

Stock	Number in 1917	Number in 1918
Hogs	18	40
Horses	6	8
Milch Cows	2	4
Other Cattle	13	15
Poultry	80	80
Sheep	—	12

Silos now erected _____
 To be erected in 1918 _____

DO YOU NEED MORE FARM LABOR?			
	Men	Women	Boys
How many?			
When?			
For how long?			
For what work?			
What nationality?			

Remarks: If man is drafted will need a month hand.

The foregoing statement was made on the 28th day of May A. D. 1918.

John Gibson
 Signature of Assessor.

This return is made to your County Auditor, and by him sent to J. A. O. Preus, State Auditor, State Capitol, St. Paul, Minn.

County Rock. Township (City or Village) _____

Name Schwisau Mat Post Office Address B. C. R. F. D. No. 1

Nearest Shipping Point B. C. What Railroads Omaha

Nationality or descent of farmer American - German descent.

FARM CROP AND LABOR REPORT

Crop	Acres in 1917	Acres in 1918
Barley		0
Beans		
Beets		
Buckwheat		
Corn		70
Fruit		
Hay		
Oats		35
Potatoes		
Rutabagas		
Rye		
Spelts		
Sorghum		
Sugar Beets		
Wheat		

Stock	Number in 1917	Number in 1918
Hogs		
Horses		4
Milch Cows		
Other Cattle		
Poultry		
Sheep		

Silos now erected _____
 To be erected in 1918 _____

DO YOU NEED MORE FARM LABOR?			
	Men	Women	Boys
How many?			
When?	<u>No</u>		
For how long?			
For what work?			
What nationality?			

Remarks: _____

The foregoing statement was made on the 28th day of May A. D. 1918.

J. W. Gibson
 Signature of Assessor.

This return is made to your County Auditor, and by him sent to J. A. O. Preus, State Auditor, State Capitol, St. Paul, Minn.

County Rock Township (City or Village) _____

Name B B Fandemaker Post Office Address Bear's Creek R. F. D. No. 1

Nearest Shipping Point Bear's Creek What Railroads Omaha

Nationality or descent of farmer American

FARM CROP AND LABOR REPORT

Crop	Acres in 1917	Acres in 1918
Barley	6	0
Beans	0	0
Beets	0	0
Buckwheat	0	0
Corn	35	28
Fruit	0	0
Hay	6	6
Oats	16	28
Potatoes	2	2
Rutabagas	0	0
Rye	0	0
Spelts	0	0
Sorghum	0	0
Sugar Beets	0	0
Wheat	0	1

Stock	Number in 1917	Number in 1918
Hogs	43	25
Horses	4	3
Milch Cows	2	2
Other Cattle	2	1
Poultry	90	90
Sheep	—	—

Silos now erected	—	—
To be erected in 1918	—	—

DO YOU NEED MORE FARM LABOR?			
	Men	Women	Boys
How many?			
When?	<u>70</u>		
For how long?	<u>70</u>		
For what work?		1	
What nationality?			

Remarks: _____

The foregoing statement was made on the 28th day of May A. D. 1918.

J. W. Gibson
Signature of Assessor.

This return is made to your County Auditor, and by him sent to J. A. O. Preus, State Auditor, State Capitol, St. Paul, Minn.

County Rock Township (City or Village) _____
 Name C I Trummell Post Office Address Beaver Creek R. F. D. No. 1
 Nearest Shipping Point B. C. What Railroads Omaha
 Nationality or descent of farmer American

FARM CROP AND LABOR REPORT

Crop	Acres in 1917	Acres in 1918
Barley	0	0
Beans	0	0
Beets	0	0
Buckwheat	0	0
Corn	50	35
Fruit	0	0
Hay	6	4
Oats	35	20
Potatoes	1/2	1/2
Rutabagas	0	0
Rye	0	0
Spelts	0	0
Sorghum	0	0
Sugar Beets	0	0
Wheat	0	0

Stock	Number in 1917	Number in 1918
Hogs	90	135
Horses	4	4
Milch Cows	7	7
Other Cattle	12	16
Poultry	100	75
Sheep		

Silos now erected None
 To be erected in 1918 No.

DO YOU NEED MORE FARM LABOR?			
	Men	Women	Boys
How many?			
When?			
For how long?			
For what work?			
What nationality?			

(A large handwritten "No" is written across the entire table.)

Remarks: _____

The foregoing statement was made on the 28 day of May A. D. 1918.

J. W. Gibson
 Signature of Assessor.

This return is made to your County Auditor, and by him sent to J. A. O. Preus, State Auditor, State Capitol, St. Paul, Minn.

County Rock Township (City or Village) _____

Name Frank Kelling Post Office Address Beaver Creek R. F. D. No. 1

Nearest Shipping Point Beaver Creek What Railroads Omaha

Nationality or descent of farmer American German Descent

FARM CROP AND LABOR REPORT

Crop	Acres in 1917	Acres in 1918
Barley	0	20
Beans	0	0
Beets	0	0
Buckwheat	0	0
Corn	63	70
Fruit	0	0
Hay	1 1/2	1 1/2
Oats	58	45
Potatoes	1	1
Rutabagas	0	0
Rye	0	0
Spelts	0	0
Sorghum	0	0
Sugar Beets	0	0
Wheat	0	0

Stock	Number in 1917	Number in 1918
Hogs	20	38
Horses	4	6
Milch Cows	3	3
Other Cattle	3	6
Poultry	30	30
Sheep		

Silos now erected	
To be erected in 1918	

DO YOU NEED MORE FARM LABOR?			
	Men	Women	Boys
How many?			
When?			
For how long?			
For what work?			
What nationality?			

Remarks: _____

The foregoing statement was made on the 28th day of May A. D. 1918.

J. W. Gibson
Signature of Assessor.

This return is made to your County Auditor, and by him sent to J. A. O. Preus, State Auditor, State Capitol, St. Paul, Minn.

County Rock Co Township (City or Village) _____
 Name Martin Nowka Post Office Address Beaver Creek R. F. D. No. 1
 Nearest Shipping Point Beaver Creek What Railroads Omaha
 Nationality or descent of farmer American

FARM CROP AND LABOR REPORT

Crop	Acres in 1917	Acres in 1918
Barley		
Beans		
Beets		
Buckwheat		
Corn		30
Fruit		
Hay		
Oats		40
Potatoes		
Rutabagas		
Rye		
Spelts		
Sorghum		
Sugar Beets		
Wheat		

Stock	Number in 1917	Number in 1918
Hogs		11
Horses		4
Milch Cows		1
Other Cattle		
Poultry		36
Sheep		

Silos now erected	<u> </u>
To be erected in 1918	<u> </u>

DO YOU NEED MORE FARM LABOR?			
	Men	Women	Boys
How many?			
When?			
For how long?	<u>No</u>		
For what work?			
What nationality?			

Remarks: _____

The foregoing statement was made on the 29th day of May A. D. 1918.

J. W. Gibson
 Signature of Assessor.

This return is made to your County Auditor, and by him sent to J. A. O. Preus, State Auditor, State Capitol, St. Paul, Minn.

County Rock Township (City or Village) _____

Name Arthur Price Post Office Address Beaver Creek R. F. D. No. _____

Nearest Shipping Point Beaver Creek What Railroads Beulah

Nationality or descent of farmer American

FARM CROP AND LABOR REPORT

Crop	Acres in 1917	Acres in 1918
Barley		
Beans		
Beets		
Buckwheat		
Corn	80	90
Fruit		
Hay	15'	20
Oats	95'	102
Potatoes	1 1/2	1 1/2
Rutabagas		
Rye		
Spelts		
Sorghum		
Sugar Beets		
Wheat		

Stock	Number in 1917	Number in 1918
Hogs	60	65
Horses	8	10
Milch Cows	7	6
Other Cattle	40	56
Poultry	80	80
Sheep		

Silos now erected 1
 To be erected in 1918 None

DO YOU NEED MORE FARM LABOR?			
	Men	Women	Boys
How many?			
When?			
For how long?			
For what work?			
What nationality?			

Remarks: _____

The foregoing statement was made on the 29th day of May A. D. 1918.

J. W. Gibson
 Signature of Assessor.

This return is made to your County Auditor, and by him sent to J. A. O. Preus, State Auditor, State Capitol, St. Paul, Minn.

County Gunders Barstad Township (City or Village) _____

Name Rock Co Post Office Address Beaver Creek B. F. D. No. 1

Nearest Shipping Point Beaver Creek What Railroads Omaha

Nationality or descent of farmer Norway

FARM CROP AND LABOR REPORT

Crop	Acres in 1917	Acres in 1918
Barley		
Beans		
Beets		
Buckwheat		
Corn		50
Fruit		
Hay		
Oats		
Potatoes		
Rutabagas		
Rye		
Spelts		
Sorghum		
Sugar Beets		
Wheat		

Stock	Number in 1917	Number in 1918
Hogs		
Horses		2
Milch Cows		
Other Cattle		
Poultry		
Sheep		

Silos now erected	
To be erected in 1918	

DO YOU NEED MORE FARM LABOR?			
	Men	Women	Boys
How many?			
When?			
For how long?			
For what work?			
What nationality?			

Remarks: _____

The foregoing statement was made on the 29th day of May A. D. 1918.

Signature of Assessor.

This return is made to your County Auditor, and by him sent to J. A. O. Preus, State Auditor, State Capitol, St. Paul, Minn.

County Rock Township (City or Village) _____

Name Henry Vis Post Office Address Bears E R. F. D. No. _____

Nearest Shipping Point B E What Railroads Omaha

Nationality or descent of farmer Holland

FARM CROP AND LABOR REPORT

Crop	Acres in 1917	Acres in 1918
Barley	0	0
Beans		
Beets		
Buckwheat		
Corn	35'	75'
Fruit		
Hay	8	35'
Oats	30	40
Potatoes		1/2
Rutabagas		
Rye		
Spelts		
Sorghum		
Sugar Beets		
Wheat		

Stock	Number in 1917	Number in 1918
Hogs	7	38
Horses	2	9
Milch Cows	9	8
Other Cattle	8	5'
Poultry	-	-
Sheep	-	-

Silos now erected	_____
To be erected in 1918	_____

DO YOU NEED MORE FARM LABOR?			
	Men	Women	Boys
How many?	1		
When?	July & Aug		
For how long?	2 months		
For what work?	Haying & Harvest		
What nationality?			

Remarks: _____

The foregoing statement was made on the 29th day of May A. D. 1918.

J. Gibson
Signature of Assessor.

This return is made to your County Auditor, and by him sent to J. A. O. Preus, State Auditor, State Capitol, St. Paul, Minn.

County Rock Township (City or Village) _____

Name J. Allen Kunder Post Office Address B E R. F. D. No. _____

Nearest Shipping Point B E What Railroads Omaha

Nationality or descent of farmer Holland

FARM CROP AND LABOR REPORT

Crop	Acres in 1917	Acres in 1918
Barley	0	0
Beans		
Beets		
Buckwheat		
Corn	70	60
Fruit		
Hay		25
Oats	75	60
Potatoes		
Rutabagas		
Rye		
Spelts		
Sorghum		
Sugar Beets		
Wheat		6

Stock	Number in 1917	Number in 1918
Hogs	0	34
Horses	6	5
Milch Cows		1
Other Cattle		25
Poultry		
Sheep		

Silos now erected		
To be erected in 1918		

DO YOU NEED MORE FARM LABOR?			
	Men	Women	Boys
How many?	1		
When?	July & Aug		
For how long?	2 wks		
For what work?	Harvesting		
What nationality?			

Remarks: _____

The foregoing statement was made on the 29th day of May A. D. 1918.

John Gibson
Signature of Assessor.

This return is made to your County Auditor, and by him sent to J. A. O. Preus, State Auditor, State Capitol, St. Paul, Minn.

County Roch Township (City or Village) _____
 Name John Anderson Post Office Address Beaver Creek R. F. D. No. 1
 Nearest Shipping Point B. C. What Railroads Omaha
 Nationality or descent of farmer Swede

FARM CROP AND LABOR REPORT

Crop	Acres in 1917	Acres in 1918
Barley		
Beans		
Beets		
Buckwheat		
Corn		40
Fruit		
Hay		
Oats		
Potatoes		
Rutabagas		
Rye		
Spelts		
Sorghum		
Sugar Beets		
Wheat		

Stock	Number in 1917	Number in 1918
Hogs		
Horses		
Milch Cows		
Other Cattle		
Poultry		
Sheep		

Silos now erected	
To be erected in 1918	

DO YOU NEED MORE FARM LABOR?			
	Men	Women	Boys
How many?			
When?			
For how long?			
For what work?			
What nationality?			

Remarks: _____

The foregoing statement was made on the 29th day of May A. D. 1918.

J. W. Gibson
 Signature of Assessor.

This return is made to your County Auditor, and by him sent to J. A. O. Preus, State Auditor, State Capitol, St. Paul, Minn.

County Rock. Township (City or Village) _____

Name Chas. Tatge Post Office Address In Vene R. F. D. No. 2

Nearest Shipping Point Beaver Creek What Railroads Omaha

Nationality or descent of farmer German Descent

FARM CROP AND LABOR REPORT

Crop	Acres in 1917	Acres in 1918
Barley	0	0
Beans	1/2	1/2
Beets	0	0
Buckwheat	0	0
Corn	110	110
Fruit	0	0
Hay	25	30
Oats	70	75
Potatoes	2	2
Rutabagas	0	0
Rye	0	0
Spelts	0	0
Sorghum	0	0
Sugar Beets	0	0
Wheat	0	8

Stock	Number in 1917	Number in 1918
Hogs	80	86
Horses	16	11
Milch Cows	12	19
Other Cattle	14	30
Poultry	150	150
Sheep	—	—

Silos now erected	<u>Yes</u>	<u>1</u>
To be erected in 1918	_____	_____

DO YOU NEED MORE FARM LABOR?			
	Men	Women	Boys
How many?			
When?			
For how long?	<u>No</u>		
For what work?			
What nationality?			

Remarks: _____

The foregoing statement was made on the 29th day of May A. D. 1918.

J. W. Gibson
Signature of Assessor.

This return is made to your County Auditor, and by him sent to J. A. O. Preus, State Auditor, State Capitol, St. Paul, Minn.

County Rock Township (City or Village) _____

Name Adolph Wollenberg Post Office Address Beaver Creek R. F. D. No. 1

Nearest Shipping Point Beaver Creek What Railroads Omaha

Nationality or descent of farmer German descent American Born.

FARM CROP AND LABOR REPORT

Crop	Acres in 1917	Acres in 1918
Barley	0	0
Beans	0	0
Beets	0	0
Buckwheat	0	0
Corn	70	70
Fruit	0	0
Hay	4	4
Oats	70	70
Potatoes	1	1/2
Rutabagas	0	0
Rye	0	0
Spelts	0	0
Sorghum	0	0
Sugar Beets	0	0
Wheat	0	0

Stock	Number in 1917	Number in 1918
Hogs	45	30
Horses	8	14
Milch Cows	6	4
Other Cattle	6	8
Poultry	130	125
Sheep		

Silos now erected	_____
To be erected in 1918	_____

DO YOU NEED MORE FARM LABOR?			
	Men	Women	Boys
How many?	7		
When?	Aug. Sept.		
For how long?	40 days		
For what work?	Threshing		
What nationality?			

Remarks: _____

The foregoing statement was made on the 29th day of May A. D. 1918.

J. Gibson
Signature of Assessor.

This return is made to your County Auditor, and by him sent to J. A. O. Preus, State Auditor, State Capitol, St. Paul, Minn.

County Rock Township (City or Village) _____

Name A. E. Erickson Post Office Address B. C. R. F. D. No. 1

Nearest Shipping Point B. C. What Railroads Omaha

Nationality or descent of farmer Swede

FARM CROP AND LABOR REPORT

Crop	Acres in 1917	Acres in 1918
Barley	0	0
Beans	0	0
Beets	0	0
Buckwheat	0	0
Corn	70	70
Fruit	0	0
Hay	20	20
Oats	80	80
Potatoes	2	3
Rutabagas	0	0
Rye	0	0
Spelts	0	0
Sorghum	0	0
Sugar Beets	0	0
Wheat	0	0

Stock	Number in 1917	Number in 1918
Hogs	40	25
Horses	10	11
Milch Cows	18	18
Other Cattle	14	16
Poultry	100	150
Sheep		

Silos now erected	<u>1</u>
To be erected in 1918	<u>1</u>

DO YOU NEED MORE FARM LABOR?			
	Men	Women	Boys
How many?			
When?			
For how long?			
For what work?			
What nationality?			

Remarks: _____

The foregoing statement was made on the 29th day of May A. D. 1918.

J. W. Kitson
Signature of Assessor.

This return is made to your County Auditor, and by him sent to J. A. O. Preus, State Auditor, State Capitol, St. Paul, Minn.

County _____ Township (City or Village) _____

Name M. H. Sundem Post Office Address Beaver Creek R. F. D. No. _____

Nearest Shipping Point Beaver Creek What Railroads Canadian

Nationality or descent of farmer Norwegian

FARM CROP AND LABOR REPORT

Crop	Acres in 1917	Acres in 1918
Barley	12	7
Beans	1/2	0
Beets	0	0
Buckwheat	0	0
Corn	120	125
Fruit	0	0
Hay	5	2
Oats	90	110
Potatoes	1	1 1/2
Rutabagas	0	0
Rye	0	0
Spelts	0	2
Sorghum	0	0
Sugar Beets	0	0
Wheat	0	0

Stock	Number in 1917	Number in 1918
Hogs	180	140
Horses	10	6
Milch Cows	15	15
Other Cattle	25	38
Poultry	140	140
Sheep	—	—

Silos now erected	—
To be erected in 1918	—

DO YOU NEED MORE FARM LABOR?			
	Men	Women	Boys
How many?	1		
When?	From now		
For how long?	on.		
For what work?			
What nationality?			

Remarks: _____

The foregoing statement was made on the 29th day of May A. D. 1918.

J. W. Gibson
Signature of Assessor.

This return is made to your County Auditor, and by him sent to J. A. O. Preus, State Auditor, State Capitol, St. Paul, Minn.

County Rock Township (City or Village) _____

Name J. B. Crawford Post Office Address Beaver Creek R. F. D. No. 1

Nearest Shipping Point B. C. What Railroads Omaha

Nationality or descent of farmer American

FARM CROP AND LABOR REPORT

Crop	Acres in 1917	Acres in 1918
Barley	0	15
Beans	0	0
Beets	0	0
Buckwheat	0	0
Corn	70	120
Fruit	0	0
Hay	40	40
Oats	80	90
Potatoes	1	2
Rutabagas	0	0
Rye	0	0
Spelts	0	0
Sorghum	0	0
Sugar Beets	0	0
Wheat	0	0

Stock	Number in 1917	Number in 1918
Hogs	50	50
Horses	17	14
Milch Cows	4	4
Other Cattle	125	4
Poultry	100	100
Sheep	22	27

Silos now erected One
 To be erected in 1918 None

DO YOU NEED MORE FARM LABOR?			
	Men	Women	Boys
How many?			
When?	<u>No</u>		
For how long?			
For what work?			
What nationality?			

Remarks: _____

The foregoing statement was made on the 29th day of May A. D. 1918.

J. W. Gibson
 Signature of Assessor.

This return is made to your County Auditor, and by him sent to J. A. O. Preus, State Auditor, State Capitol, St. Paul, Minn.

County Rock. Township (City or Village) _____

Name Clifford Kellie Post Office Address Beaver Creek R. F. D. No. 1

Nearest Shipping Point B C What Railroads Omaha

Nationality or descent of farmer Norwegian descent

FARM CROP AND LABOR REPORT

Crop	Acres in 1917	Acres in 1918
Barley	0	18
Beans	0	0
Beets	0	0
Buckwheat	0	0
Corn	100	100
Fruit	0	0
Hay	20	10
Oats	65	67
Potatoes	1/2	1/2
Rutabagas	0	0
Rye	0	0
Spelts	0	0
Sorghum	0	0
Sugar Beets	0	0
Wheat	0	0

Stock	Number in 1917	Number in 1918
Hogs	23	61
Horses	8	6
Milch Cows	3	7
Other Cattle	19	23
Poultry	30	50
Sheep	—	—

Silos now erected	—
To be erected in 1918	1

DO YOU NEED MORE FARM LABOR?			
	Men	Women	Boys
How many?			
When?	No		
For how long?			
For what work?			
What nationality?			

Remarks: _____

The foregoing statement was made on the 25th day of May A. D. 1918.

J. W. Wilson
Signature of Assessor.

This return is made to your County Auditor, and by him sent to J. A. O. Preus, State Auditor, State Capitol, St. Paul, Minn.

County Rock Township (City or Village) _____

Name Juhl Bros Post Office Address Lutkins R. F. D. No. 2

Nearest Shipping Point Beaver Creek What Railroads Amtrak

Nationality or descent of farmer American

FARM CROP AND LABOR REPORT

Crop	Acres in 1917	Acres in 1918
Barley	40	55
Beans	0	0
Beets	0	0
Buckwheat	0	0
Corn	160	130
Fruit	0	0
Hay	40	30
Oats	120	125
Potatoes	2	2
Rutabagas	0	0
Rye	0	0
Spelts	0	0
Sorghum	0	0
Sugar Beets	0	0
Wheat	0	0

Stock	Number in 1917	Number in 1918
Hogs	175	148
Horses	12	15
Milch Cows	6	7
Other Cattle	42	52
Poultry	250	250
Sheep	-	-

Silos now erected	_____
To be erected in 1918	_____

DO YOU NEED MORE FARM LABOR?			
	Men	Women	Boys
How many?	2		
When?			
For how long?	<u>Harvest</u>		
For what work?			
What nationality?			

Remarks: _____

The foregoing statement was made on the 29th day of May A. D. 1918.

J. W. Gibson
Signature of Assessor.

This return is made to your County Auditor, and by him sent to J. A. O. Preus, State Auditor, State Capitol, St. Paul, Minn.

County Rock Township (City or Village) _____

Name Sandstede Geo Post Office Address Bear Creek R. F. D. No. 1

Nearest Shipping Point Bear Creek What Railroads Amtrak

Nationality or descent of farmer German Descent

FARM CROP AND LABOR REPORT

Crop	Acres in 1917	Acres in 1918
Barley	0	0
Beans	0	0
Beets	0	0
Buckwheat	0	0
Corn	75	55
Fruit	1	0
Hay	20	20
Oats	50	50
Potatoes	1	1
Rutabagas	0	0
Rye	0	0
Spelts	0	0
Sorghum	0	0
Sugar Beets	1	0
Wheat	0	0

Stock	Number in 1917	Number in 1918
Hogs	75	100
Horses	6	6
Milch Cows	5	8
Other Cattle	22	14
Poultry	150	150
Sheep		

Silos now erected	_____
To be erected in 1918	_____

DO YOU NEED MORE FARM LABOR?

	Men	Women	Boys
How many?	1		
When?	June till Sept.		
For how long?	3 mos.		
For what work?	General work.		
What nationality?			

Remarks: _____

The foregoing statement was made on the 29th day of May A. D. 1918.

J. W. Gibson
Signature of Assessor.

This return is made to your County Auditor, and by him sent to J. A. O. Preus, State Auditor, State Capitol, St. Paul, Minn.

County Rock Township (City or Village) _____
 Name Paul Crawford Post Office Address Bearss Creek R. F. D. No. _____
 Nearest Shipping Point B. C. What Railroads Omaha
 Nationality or descent of farmer American

FARM CROP AND LABOR REPORT

Crop	Acres in 1917	Acres in 1918
Barley	0	0
Beans	0	0
Beets	0	0
Buckwheat	0	0
Corn	30	30
Fruit	0	0
Hay	50	50
Oats	60	60
Potatoes	—	—
Rutabagas	—	—
Rye	—	—
Spelts	—	—
Sorghum	—	—
Sugar Beets	—	—
Wheat	—	—

Stock	Number in 1917	Number in 1918
Hogs	—	—
Horses	5	5
Milch Cows	2	2
Other Cattle	2	2
Poultry	120	150
Sheep	70	54

Silos now erected	—	—
To be erected in 1918	—	—

DO YOU NEED MORE FARM LABOR?			
	Men	Women	Boys
How many?			
When?			
For how long?			
For what work?			
What nationality?			

Remarks: _____

The foregoing statement was made on the 29th day of May A. D. 1918.

J. W. Gibson
 Signature of Assessor.

This return is made to your County Auditor, and by him sent to J. A. O. Preus, State Auditor, State Capitol, St. Paul, Minn.

County Rock Township (City or Village) _____
 Name Carl Stroeh Post Office Address Sumner R. F. D. No. 1
 Nearest Shipping Point Beaver Creek What Railroads Omaha
 Nationality or descent of farmer German descent

FARM CROP AND LABOR REPORT

Crop	Acres in 1917	Acres in 1918
Barley	45	50
Beans		
Beets		
Buckwheat		
Corn	125	140
Fruit		
Hay	12	15
Oats	90	70
Potatoes	4	2
Rutabagas		
Rye		
Spelts		
Sorghum		
Sugar Beets		
Wheat		14

Stock	Number in 1917	Number in 1918
Hogs	85	137
Horses	7	9
Milch Cows	8	8
Other Cattle	15	17
Poultry	150	100
Sheep		

Silos now erected	
To be erected in 1918	

DO YOU NEED MORE FARM LABOR?			
	Men	Women	Boys
How many?			
When?			
For how long?			
For what work?			
What nationality?			

Remarks: _____

The foregoing statement was made on the 29th day of May A. D. 1918.

John Gibson
Signature of Assessor.

This return is made to your County Auditor, and by him sent to J. A. O. Preus, State Auditor, State Capitol, St. Paul, Minn.

County Rock Township (City or Village) _____

Name Peter Jagan Post Office Address _____ R. F. D. No. _____

Nearest Shipping Point _____ What Railroads _____

Nationality or descent of farmer _____

FARM CROP AND LABOR REPORT

Crop	Acres in 1917	Acres in 1918
Barley	25	30
Beans		
Beets		
Buckwheat		
Corn	60	53
Fruit		
Hay	15	15
Oats	20	25
Potatoes		3/4
Rutabagas		
Rye		
Spelts		
Sorghum		
Sugar Beets		
Wheat		

Stock	Number in 1917	Number in 1918
Hogs	60	105
Horses	12	12
Milch Cows	7	10
Other Cattle	15	23
Poultry	100	260
Sheep		

Silos now erected	
To be erected in 1918	

DO YOU NEED MORE FARM LABOR?			
	Men	Women	Boys
How many?	1		
When?	Harvest		
For how long?	Harvest		
For what work?	Harvest		
What nationality?			

Remarks: _____

The foregoing statement was made on the 29th day of May A. D. 1918.

J. W. Wilson
Signature of Assessor.

This return is made to your County Auditor, and by him sent to J. A. O. Preus, State Auditor, State Capitol, St. Paul, Minn.

County Rock Township (City or Village) _____

Name Oscar Sampson Post Office Address Jarretson R. F. D. No. 2

Nearest Shipping Point Borg What Railroads Great Northern

Nationality or descent of farmer Norwegian

FARM CROP AND LABOR REPORT

Crop	Acres in 1917	Acres in 1918
Barley		
Beans		
Beets		
Buckwheat		
Corn	55	55
Fruit		
Hay	10	10
Oats	55	48
Potatoes		
Rutabagas		
Rye		
Spelts		
Sorghum		
Sugar Beets		
Wheat		18

Stock	Number in 1917	Number in 1918
Hogs		12
Horses	5	8
Milch Cows		5
Other Cattle		3
Poultry		30
Sheep		

Silos now erected	
To be erected in 1918	No.

DO YOU NEED MORE FARM LABOR?			
	Men	Women	Boys
How many?			
When?			
For how long?			
For what work?			
What nationality?			

Remarks: _____

The foregoing statement was made on the 29th day of May A. D. 1918.

J. Gibson
Signature of Assessor.

This return is made to your County Auditor, and by him sent to J. A. O. Preus, State Auditor, State Capitol, St. Paul, Minn.

County _____ Township (City or Village) _____

Name _____ Post Office Address _____ R. F. D. No. _____

Nearest Shipping Point _____ What Railroads _____

Nationality or descent of farmer _____

FARM CROP AND LABOR REPORT

Crop	Acres in 1917	Acres in 1918
Barley		30
Beans		
Beets		
Buckwheat		
Corn	90	65
Fruit		
Hay	15	15
Oats	90	90
Potatoes		
Rutabagas		
Rye		
Spelts		
Sorghum		
Sugar Beets		
Wheat		9

Stock	Number in 1917	Number in 1918
Hogs	80	45
Horses	17	21
Milch Cows	12	12
Other Cattle	29	34
Poultry	65	65
Sheep		

Silos now erected _____
To be erected in 1918 _____

DO YOU NEED MORE FARM LABOR?			
	Men	Women	Boys
How many?			
When?	76		
For how long?			
For what work?			
What nationality?			

Remarks: _____

The foregoing statement was made on the 29th day of May A. D. 1918.

J. W. Johnson
Signature of Assessor.

This return is made to your County Auditor, and by him sent to J. A. O. Preus, State Auditor, State Capitol, St. Paul, Minn.

County _____ Township (City or Village) _____

Name _____ Post Office Address _____ R. F. D. No. _____

Nearest Shipping Point _____ What Railroads _____

Nationality or descent of farmer _____

FARM CROP AND LABOR REPORT

Crop	Acres in 1917	Acres in 1918
Barley	14	0
Beans	1	
Beets		
Buckwheat		
Corn	50	50
Fruit	0	0
Hay	8	0
Oats	50	50
Potatoes	1/2	2
Rutabagas	0	
Rye		
Spelts		
Sorghum		
Sugar Beets		
Wheat		12


Stock	Number in 1917	Number in 1918
Hogs	16	63
Horses	8	9
Milch Cows	3	8
Other Cattle	14	13
Poultry	40	60
Sheep	26	117

Silos now erected	_____
To be erected in 1918	_____

DO YOU NEED MORE FARM LABOR?			
	Men	Women	Boys
How many?			
When?			
For how long?			
For what work?			
What nationality?			

Remarks: _____

The foregoing statement was made on the 29th day of May A. D. 1918.


 Signature of Assessor.

This return is made to your County Auditor, and by him sent to J. A. O. Preus, State Auditor, State Capitol, St. Paul, Minn.

County Rock Township (City or Village) _____

Name Walter Lesh Post Office Address B. E. R. F. D. No. 1

Nearest Shipping Point B. E. What Railroads Amtrak

Nationality or descent of farmer American

FARM CROP AND LABOR REPORT

Crop	Acres in 1917	Acres in 1918
Barley		
Beans		
Beets		
Buckwheat		
Corn	55	50
Fruit		
Hay	8	8
Oats	35	39
Potatoes	1/4	1/4
Rutabagas		
Rye		
Spelts		
Sorghum		
Sugar Beets		
Wheat		

Stock	Number in 1917	Number in 1918
Hogs	40	50
Horses	10	10
Milch Cows	3	2
Other Cattle	27	16
Poultry	200	100
Sheep	24	70

Silos now erected	—	—
To be erected in 1918	—	—

DO YOU NEED MORE FARM LABOR?			
	Men	Women	Boys
How many?			
When?			
For how long?			
For what work?			
What nationality?			

Remarks: _____

The foregoing statement was made on the 29th day of May A. D. 1918.

Signature of Assessor.

This return is made to your County Auditor, and by him sent to J. A. O. Preus, State Auditor, State Capitol, St. Paul, Minn.

County Rock Township (City or Village) _____

Name J. R. Tokheim Post Office Address Beaver L. R. F. D. No. 1

Nearest Shipping Point Valley Springs What Railroads Canadian

Nationality or descent of farmer Norwegian Descent

FARM CROP AND LABOR REPORT

Crop	Acres in 1917	Acres in 1918
Barley	0	12
Beans	0	0
Beets	0	0
Buckwheat	0	0
Corn	90	90
Fruit	0	0
Hay	26	9
Oats	75	80
Potatoes	1	1
Rutabagas	0	0
Rye	0	0
Spelts	0	0
Sorghum	0	0
Sugar Beets	0	0
Wheat	0	0

Stock	Number in 1917	Number in 1918
Hogs	30	33
Horses	9	7
Milch Cows	3	4
Other Cattle	11	19
Poultry	150	150
Sheep	—	—

Silos now erected	0	
To be erected in 1918	0	0

DO YOU NEED MORE FARM LABOR?			
	Men	Women	Boys
How many?	1		
When?	June		
For how long?	1 month		
For what work?	Com. plowing		
What nationality?			

Remarks: _____

The foregoing statement was made on the 25th day of May A. D. 1918.

J. W. Gibson
Signature of Assessor.

This return is made to your County Auditor, and by him sent to J. A. O. Preus, State Auditor, State Capitol, St. Paul, Minn.

B.C. Imp.

County Rock Township (City or Village) _____

Name H. Van Daalen Post Office Address Valley Springs R. F. D. No. 2

Nearest Shipping Point Booze What Railroads Great Northern

Nationality or descent of farmer American

FARM CROP AND LABOR REPORT

Crop	Acres in 1917	Acres in 1918
Barley	0	15
Beans	0	14
Beets	0	0
Buckwheat	0	0
Corn	60	100
Fruit	0	0
Hay	10	10
Oats	50	50
Potatoes	1/4	1/2
Rutabagas	0	0
Rye	0	0
Spelts	0	0
Sorghum	0	0
Sugar Beets	0	0
Wheat	0	10

Stock	Number in 1917	Number in 1918
Hogs	30	45
Horses	11	11
Milch Cows	9	10
Other Cattle	18	19
Poultry	150	120
Sheep	0	15

Silos now erected	1	
To be erected in 1918	No.	

DO YOU NEED MORE FARM LABOR?			
	Men	Women	Boys
How many?			
When?			
For how long?			
For what work?			
What nationality?			

Remarks: _____

The foregoing statement was made on the 25th day of May A. D. 1918.

J. W. Nelson
Signature of Assessor.

This return is made to your County Auditor, and by him sent to J. A. O. Preus, State Auditor, State Capitol, St. Paul, Minn.

County Rock Township (City or Village) _____
 Name Martin Klemmerson Post Office Address Valley Spring R. F. D. No. 2
 Nearest Shipping Point Valley What Railroads Omaha
 Nationality or descent of farmer Swede

FARM CROP AND LABOR REPORT

Crop	Acres in 1917	Acres in 1918
Barley	0	0
Beans	0	0
Beets	0	0
Buckwheat	0	0
Corn	50	50
Fruit	0	0
Hay	18	18
Oats	50	50
Potatoes	1/2	1/2
Rutabagas	0	0
Rye	0	0
Spelts	0	0
Sorghum	0	0
Sugar Beets	0	0
Wheat	0	0

Stock	Number in 1917	Number in 1918
Hogs	40	30
Horses	4	4
Milch Cows	8	7
Other Cattle	40	38
Poultry	75	75
Sheep	-	-

Silos now erected	0
To be erected in 1918	No

DO YOU NEED MORE FARM LABOR?			
	Men	Women	Boys
How many?			
When?			
For how long?			
For what work?			
What nationality?			

Remarks: _____

The foregoing statement was made on the 25th day of May A. D. 1918.

J. W. Gibson
 Signature of Assessor.

This return is made to your County Auditor, and by him sent to J. A. O. Preus, State Auditor, State Capitol, St. Paul, Minn.

County Rock Township (City or Village) Valley Springs
 Name J. C. Sanford Post Office Address Beard Creek R. F. D. No. 2
 Nearest Shipping Point Manley What Railroads Great Northern
 Nationality or descent of farmer American

FARM CROP AND LABOR REPORT

Crop	Acres in 1917	Acres in 1918
Barley	0	10
Beans	0	0
Beets	0	0
Buckwheat	0	0
Corn	55	55
Fruit	0	0
Hay	10	10
Oats	35	25
Potatoes	1	1
Rutabagas	0	0
Rye	0	0
Spelts	0	0
Sorghum	0	0
Sugar Beets	0	0
Wheat	1	0

Stock	Number in 1917	Number in 1918
Hogs	100	90
Horses & Mules	7	5
Milch Cows	4	3
Other Cattle	95	98
Poultry	100	100
Sheep	—	—

Silos now erected	0	
To be erected in 1918	0	

DO YOU NEED MORE FARM LABOR?			
	Men	Women	Boys
How many?	1		
When?	June & July		
For how long?	2 months		
For what work?	Completing & Harvest		
What nationality?			

Remarks: _____

The foregoing statement was made on the 25th day of May A. D. 1918.

J. W. Gibson
Signature of Assessor.

This return is made to your County Auditor, and by him sent to J. A. O. Preus, State Auditor, State Capitol, St. Paul, Minn.

County Rock Township (City or Village) _____

Name Carl Anderson Post Office Address B.P. R. F. D. No. 1

Nearest Shipping Point Valley Springs What Railroads Omaha

Nationality or descent of farmer Swede

FARM CROP AND LABOR REPORT

Crop	Acres in 1917	Acres in 1918
Barley	0	0
Beans	0	0
Beets	0	0
Buckwheat	0	0
Corn	50	40
Fruit	0	0
Hay	17	17
Oats	44	26
Potatoes	1/2	2
Rutabagas	0	0
Rye	0	0
Spelts	0	0
Sorghum	0	0
Sugar Beets	0	0
Wheat	0	24

Stock	Number in 1917	Number in 1918
Hogs	0	18
Horses	3	7
Milch Cows	3	8
Other Cattle	2	9
Poultry	12	40
Sheep	—	—

Silos now erected: _____
 To be erected in 1918: _____

DO YOU NEED MORE FARM LABOR?			
	Men	Women	Boys
How many?	1		
When?	July - Aug.		
For how long?	End month		
For what work?	harvesting hay		
What nationality?			

Remarks: _____

The foregoing statement was made on the 25th day of May A. D. 1918.

J. W. Wilson
 Signature of Assessor.

This return is made to your County Auditor, and by him sent to J. A. O. Preus, State Auditor, State Capitol, St. Paul, Minn.

County Rock Township (City or Village) Beaver Creek

Name W. H. Kahler Post Office Address Beaver Creek R. F. D. No. _____

Nearest Shipping Point B. C. What Railroads Omaha

Nationality or descent of farmer American German descent

FARM CROP AND LABOR REPORT

Crop	Acres in 1917	Acres in 1918
Barley	8	15
Beans	0	0
Beets	0	0
Buckwheat	0	0
Corn	60	48
Fruit	0	0
Hay	6	6
Oats	40	35
Potatoes	1/2	—
Rutabagas	0	0
Rye	0	0
Spelts	0	0
Sorghum	0	0
Sugar Beets	0	0
Wheat	0	0

Stock	Number in 1917	Number in 1918
Hogs	60	80
Horses	5	5
Milch Cows	8	11
Other Cattle	26	23
Poultry	60	65
Sheep	—	—

Silos now erected	0	
To be erected in 1918	1	

DO YOU NEED MORE FARM LABOR?			
	Men	Women	Boys
How many?	1		
When?	Harvest		
For how long?	1 month		
For what work?	Shocking & Haying		
What nationality?			

Remarks: _____

The foregoing statement was made on the 23rd day of May A. D. 1918.

J. W. Gibson
Signature of Assessor.

This return is made to your County Auditor, and by him sent to J. A. O. Preus, State Auditor, State Capitol, St. Paul, Minn.

County Roch. Township (City or Village) _____
 Name John Van Groor Post Office Address Beaver Creek R. F. D. No. 1
 Nearest Shipping Point B. C. What Railroads Omaha
 Nationality or descent of farmer Hollander

FARM CROP AND LABOR REPORT

Crop	Acres in 1917	Acres in 1918
Barley	8	0
Beans	0	1/2
Beets	0	0
Buckwheat	0	0
Corn	60	50
Fruit	0	0
Hay	15	15
Oats	50	50
Potatoes	1	4
Rutabagas	0	0
Rye	0	0
Spelts	0	0
Sorghum	0	0
Sugar Beets	0	0
Wheat	0	0

Stock	Number in 1917	Number in 1918
Hogs	41	100
Horses	6	6
Milch Cows	11	12
Other Cattle	6	10
Poultry	100	100
Sheep	—	—

Silos now erected	0
To be erected in 1918	0

DO YOU NEED MORE FARM LABOR?			
	Men	Women	Boys
How many?			
When?			
For how long?			
For what work?			
What nationality?			

Remarks: _____

The foregoing statement was made on the 25th day of May A. D. 1918.

J. W. Gibson
Signature of Assessor.

This return is made to your County Auditor, and by him sent to J. A. O. Preus, State Auditor, State Capitol, St. Paul, Minn.

County Brock Township (City or Village) _____
 Name Kerby, A Post Office Address B.C. R. F. D. No. 1
 Nearest Shipping Point B.C. What Railroads Omaha
 Nationality or descent of farmer Holland.

FARM CROP AND LABOR REPORT

Crop	Acres in 1917	Acres in 1918
Barley	0	25
Beans	0	0
Beets	0	0
Buckwheat	0	0
Corn	110	70
Fruit	0	0
Hay	15	15
Oats	60	50
Potatoes	1/2	1/2
Rutabagas	0	0
Rye	0	0
Spelts	0	0
Sorghum	0	0
Sugar Beets	0	0
Wheat	16	32

Stock	Number in 1917	Number in 1918
Hogs	75	125
Horses	12	12
Milch Cows	16	16
Other Cattle	60	60
Poultry	40	60
Sheep	—	—

Silos now erected	0	
To be erected in 1918	2	

DO YOU NEED MORE FARM LABOR?			
	Men	Women	Boys
How many?			
When?			
For how long?			
For what work?			
What nationality?			

Remarks: _____

The foregoing statement was made on the 25th day of May A. D. 1918.

J. W. Gibson
Signature of Assessor.

This return is made to your County Auditor, and by him sent to J. A. O. Preus, State Auditor, State Capitol, St. Paul, Minn.

County Rock Township (City or Village) _____

Name Jake Spies Post Office Address B. C. R. F. D. No. 1

Nearest Shipping Point Manly What Railroads Great Northern

Nationality or descent of farmer American

FARM CROP AND LABOR REPORT

Crop	Acres in 1917	Acres in 1918
Barley	0	0
Beans	0	0
Beets	0	0
Buckwheat	0	0
Corn	100	80
Fruit	0	0
Hay	20	20
Oats	50	75
Potatoes	1	1
Rutabagas	0	0
Rye	0	0
Spelts	0	0
Sorghum	0	0
Sugar Beets	0	0
Wheat	0	9

Stock	Number in 1917	Number in 1918
Hogs	100	90
Horses	8	6
Milch Cows	7	5
Other Cattle	25	10
Poultry	60	30
Sheep	—	—

Silos now erected	<u>None</u>
To be erected in 1918	<u>7</u>

DO YOU NEED MORE FARM LABOR?			
	Men	Women	Boys
How many?	<u>7</u>		
When?	<u>7/10</u>		
For how long?			
For what work?			
What nationality?			

Remarks: _____

The foregoing statement was made on the 25th day of May A. D. 1918.

J. W. Gibson
Signature of Assessor.

This return is made to your County Auditor, and by him sent to J. A. O. Preus, State Auditor, State Capitol, St. Paul, Minn.

County Rock Township (City or Village) _____

Name Joe Alink Post Office Address Bearers Ctr. R. F. D. No. 1

Nearest Shipping Point Manly What Railroads Northern

Nationality or descent of farmer American

FARM CROP AND LABOR REPORT

Crop	Acres in 1917	Acres in 1918
Barley	0	0
Beans	0	0
Beets	0	0
Buckwheat	0	0
Corn	70	40
Fruit	0	0
Hay	40	25
Oats	20	20
Potatoes	1	1
Rutabagas	0	0
Rye	0	0
Spelts	0	0
Sorghum	0	0
Sugar Beets	0	0
Wheat	0	0

Stock	Number in 1917	Number in 1918
Hogs	90	190
Horses	8	8
Milch Cows	4	4
Other Cattle	40	40
Poultry	150	100
Sheep	—	—

Silos now erected	<u>No</u>
To be erected in 1918	<u>No</u>

DO YOU NEED MORE FARM LABOR?			
	Men	Women	Boys
How many?	1		
When?	<u>July & Aug.</u>		
For how long?	<u>1 month</u>		
For what work?	<u>Harvest</u>		
What nationality?			

Remarks: _____

The foregoing statement was made on the 25th day of May A. D. 1918.

J. W. Gibson
Signature of Assessor.

This return is made to your County Auditor, and by him sent to J. A. O. Preus, State Auditor, State Capitol, St. Paul, Minn.

County Rock Township (City or Village) _____
 Name F. A. Dumm Post Office Address Lumaine R. F. D. No. 2
 Nearest Shipping Point Banner Creek What Railroads Drum
 Nationality or descent of farmer _____

FARM CROP AND LABOR REPORT

Crop	Acres in 1917	Acres in 1918
Barley	0	0
Beans	0	0
Beets	0	0
Buckwheat	10	0
Corn	60 60	43
Fruit		
Hay	35	30
Oats	50	50
Potatoes	0	1 1/3
Rutabagas		
Rye		
Spelts		
Sorghum		
Sugar Beets		
Wheat	0	0

Stock	Number in 1917	Number in 1918
Hogs	60	40
Horses	8	10
Milch Cows	4	4
Other Cattle	58	35
Poultry	70	70
Sheep	33	50

Silos now erected	
To be erected in 1918	

DO YOU NEED MORE FARM LABOR?			
	Men	Women	Boys
How many?	2		
When?	20		
For how long?			
For what work?			
What nationality?			

Remarks: _____

The foregoing statement was made on the 24 day of May A. D. 1918.

John Gibson
 Signature of Assessor.

This return is made to your County Auditor, and by him sent to J. A. O. Preus, State Auditor, State Capitol, St. Paul, Minn.

County Rock Township (City or Village) _____

Name O. J. Godfrey Post Office Address Beaver Creek R. F. D. No. _____

Nearest Shipping Point B. C. What Railroads Omaha

Nationality or descent of farmer American of English

FARM CROP AND LABOR REPORT

Crop	Acres in 1917	Acres in 1918
Barley	—	21
Beans	—	—
Beets	—	—
Buckwheat	—	—
Corn	64	70
Fruit	—	—
Hay	15	15
Oats	45	48
Potatoes	1/2	1/2
Rutabagas	—	—
Rye	23	—
Spelts	—	—
Sorghum	—	—
Sugar Beets	—	—
Wheat	—	—

Stock	Number in 1917	Number in 1918
Hogs	80	102
Horses	9	5
Milch Cows	4	2
Other Cattle	20	60
Poultry	80	80
Sheep	—	96

Silos now erected	1	—
To be erected in 1918	—	—

DO YOU NEED MORE FARM LABOR?			
	Men	Women	Boys
How many?	—	—	—
When?	—	—	—
For how long?	—	—	—
For what work?	—	—	—
What nationality?	—	—	—

Remarks: _____

The foregoing statement was made on the 24th day of May A. D. 1918.

J. W. Gibson
Signature of Assessor.

This return is made to your County Auditor, and by him sent to J. A. O. Preus, State Auditor, State Capitol, St. Paul, Minn.

County Roch. Township (City or Village) Beaver Creek

Name Bert Price Post Office Address Beaver Creek R. F. D. No. —

Nearest Shipping Point Beaver Creek What Railroads Omaha

Nationality or descent of farmer American

FARM CROP AND LABOR REPORT

Crop	Acres in 1917	Acres in 1918
Barley	0	18
Beans	0	0
Beets	0	0
Buckwheat	0	0
Corn	165	120
Fruit	0	0
Hay	10	10
Oats	45	163
Potatoes	1	1
Rutabagas	0	0
Rye	0	0
Spelts		
Sorghum	0	0
Sugar Beets	0	0
Wheat	0	6

Stock	Number in 1917	Number in 1918
Hogs	70	70
Horses	27	21
Milch Cows	4	5
Other Cattle	37	37
Poultry	100	100
Sheep	27	44

Silos now erected	1	
To be erected in 1918	0	

DO YOU NEED MORE FARM LABOR?			
	Men	Women	Boys
How many?			
When?			
For how long?			
For what work?			
What nationality?			

Remarks: _____

The foregoing statement was made on the 24th day of May A. D. 1918.

J. W. Gibson
Signature of Assessor.

This return is made to your County Auditor, and by him sent to J. A. O. Preus, State Auditor, State Capitol, St. Paul, Minn.

County Rock Township (City or Village) _____
 Name E. C. Dahl Post Office Address Beaver C. R. F. D. No. _____
 Nearest Shipping Point B. C. What Railroads Omaha
 Nationality or descent of farmer American - Norwegian descent

FARM CROP AND LABOR REPORT

Crop	Acres in 1917	Acres in 1918
Barley	0	0
Beans	0	0
Beets	0	0
Buckwheat	0	0
Corn	65	115
Fruit	0	0
Hay	12	4
Oats	65	65
Potatoes	1/4	1
Rutabagas	0	0
Rye	0	0
Spelts	0	0
Sorghum	0	0
Sugar Beets	0	0
Wheat	0	0

Stock	Number in 1917	Number in 1918
Hogs	70	100
Horses	9	11
Milch Cows	6	6
Other Cattle	40	49
Poultry	80	125
Sheep	—	—

Silos now erected	1	
To be erected in 1918	0	

DO YOU NEED MORE FARM LABOR?			
	Men	Women	Boys
How many?			
When?			
For how long?			
For what work?			
What nationality?			

Remarks: _____

The foregoing statement was made on the 24th day of May A. D. 1918.

J. W. Gibson
 Signature of Assessor.

This return is made to your County Auditor, and by him sent to J. A. O. Preus, State Auditor, State Capitol, St. Paul, Minn.

County Rock Township (City or Village) _____
 Name J. S. Crawford Post Office Address B. C. R. F. D. No. _____
 Nearest Shipping Point B. C. What Railroads Omaha
 Nationality or descent of farmer American

FARM CROP AND LABOR REPORT

Crop	Acres in 1917	Acres in 1918
Barley	0	25
Beans	0	0
Beets	0	0
Buckwheat	0	0
Corn	18	28
Fruit	0	0
Hay	—	—
Oats	42	115
Potatoes	0	0
Rutabagas	0	0
Rye	0	4
Spelts	0	0
Sorghum	0	0
Sugar Beets	0	0
Wheat	0	0

Stock	Number in 1917	Number in 1918
Hogs	0	27
Horses	4	4
Milch Cows	0	2
Other Cattle	0	16
Poultry	40	140
Sheep		

Silos now erected	0	
To be erected in 1918	0	

DO YOU NEED MORE FARM LABOR?			
	Men	Women	Boys
How many?	1		
When?	July & Aug.		
For how long?	one month		
For what work?	harvest		
What nationality?			

Remarks: _____

The foregoing statement was made on the 24 day of May A. D. 1918.

J. W. Gibson
 Signature of Assessor.

This return is made to your County Auditor, and by him sent to J. A. O. Preus, State Auditor, State Capitol, St. Paul, Minn.