



Farm Crop and Labor Reports

Copyright Notice:

This material may be protected by copyright law (U.S. Code, Title 17). Researchers are liable for any infringement. For more information, visit www.mnhs.org/copyright.

Chester

Chester

County Wabasha Township (City or Village) Chester

Name _____ Post Office Address _____ R. F. D. No. _____

Nearest Shipping Point _____ What Railroads _____

Nationality or descent of farmer _____

FARM CROP AND LABOR REPORT

Crop	Acres in 1917	Acres in 1918
Barley	2458	2438 1/2
Beans	1 1/2	1
Beets	1/4	1/2
Buckwheat		
Corn	1194	1104
Fruit	2 1/2	14 1/2
Hay	1571	1442
Oats	1312	1306
Potatoes	13 5/8	14 3/4
Rutabagas	2	1
Rye	1043	1067
Spelts		
Sorghum		
Sugar Beets		
Wheat	816 1/2	1213

Flax 10 - 15

Stock	Number in 1917	Number in 1918
Hogs	937	978
Horses	431	471
Milch Cows	509	585
Other Cattle	767	924
Poultry	5139	5520
Sheep	367	483

Silos now erected	7
To be erected in 1918	3

DO YOU NEED MORE FARM LABOR?			
	Men	Women	Boys
How many?			
When?			
For how long?			
For what work?			
What nationality?			

Remarks: _____

The foregoing statement was made on the _____ day of _____ A. D. 1918.

Signature of Assessor.

This return is made to your County Auditor, and by him sent to J. A. O. Preus, State Auditor, State Capitol, St. Paul, Minn.

County Wabasha Township (City or Village) _____

Name Nick Ziffing Post Office Address Mazeppa R. F. D. No. 2

Nearest Shipping Point Mazeppa What Railroads _____

Nationality or descent of farmer Belgian

FARM CROP AND LABOR REPORT

Crop	Acres in 1917	Acres in 1918
Barley	45	35
Beans	1/4	1/4
Beets	1/4	1/2
Buckwheat	—	—
Corn	30 acres	18 acres
Fruit	—	—
Hay	40	35
Oats	25	30
Potatoes	1 acre	1 acre
Rutabagas	—	—
Rye	30	32
Spelts	—	—
Sorghum	—	—
Sugar Beets	—	—
Wheat	25	40

Stock	Number in 1917	Number in 1918
Hogs	30	22
Horses	7	8
Milch Cows	9	9
Other Cattle	11	13
Poultry	75	100
Sheep	5	12

Silos now erected	8	8
To be erected in 1918	0	0

DO YOU NEED MORE FARM LABOR?			
	Men	Women	Boys
How many?			
When?			
For how long?			
For what work?			
What nationality?			

Remarks: _____

The foregoing statement was made on the 3 day of July A. D. 1918.

D. Schuck
Signature of Assessor.

This return is made to your County Auditor, and by him sent to J. A. O. Preus, State Auditor, State Capitol, St. Paul, Minn.

County _____ Township (City or Village) _____

Name William Spillman Post Office Address _____ R. F. D. No. _____

Nearest Shipping Point _____ What Railroads _____

Nationality or descent of farmer _____

FARM CROP AND LABOR REPORT

Crop	Acres in 1917	Acres in 1918
Barley	12	12
Beans		
Beets		
Buckwheat		
Corn	10	12
Fruit		
Hay	10	16
Oats	17	16
Potatoes		
Rutabagas		
Rye	8	10
Spelts		
Sorghum		
Sugar Beets		
Wheat	20	21

Stock	Number in 1917	Number in 1918
Hogs	12	14
Horses	5	5
Milch Cows	6	9
Other Cattle	9	10
Poultry	40	40
Sheep		

Silos now erected _____
 To be erected in 1918 1

DO YOU NEED MORE FARM LABOR?			
	Men	Women	Boys
How many?			
When?			
For how long?			
For what work?			
What nationality?			

Remarks: _____

The foregoing statement was made on the _____ day of _____ A. D. 1918.

D. Schuber
 Signature of Assessor.

This return is made to your County Auditor, and by him sent to J. A. O. Prens, State Auditor, State Capitol, St. Paul, Minn.

County Wabasha Township (City or Village) Chester

Name Fred Gruehlke Post Office Address _____ R. F. D. No. _____

Nearest Shipping Point _____ What Railroads _____

Nationality or descent of farmer _____

FARM CROP AND LABOR REPORT

Crop	Acres in 1917	Acres in 1918
Barley	60	60
Beans		
Beets		
Buckwheat		
Corn	17	23
Fruit		
Hay	30	18
Oats	25	26
Potatoes	1	1
Rutabagas	1	
Rye	15	15
Spelts		
Sorghum		
Sugar Beets		
Wheat	16	23

Stock	Number in 1917	Number in 1918
Hogs	25	32
Horses	8	9
Milch Cows	6	6
Other Cattle	14	14
Poultry	100	200
Sheep	17	25

Silos now erected	
To be erected in 1918	

DO YOU NEED MORE FARM LABOR?			
	Men	Women	Boys
How many?	1		
When?	July 25		
For how long?	4 weeks		
For what work?	harvesting and		
What nationality?	shaking		
	one man brought thrashing		

Remarks: _____

The foregoing statement was made on the _____ day of _____ A. D. 1918.

D. Schuler
Signature of Assessor.

This return is made to your County Auditor, and by him sent to J. A. O. Preus, State Auditor, State Capitol, St. Paul, Minn.

County Wabasha Township (City or Village) Chester

Name Math Peters Post Office Address _____ R. F. D. No. _____

Nearest Shipping Point _____ What Railroads _____

Nationality or descent of farmer _____

FARM CROP AND LABOR REPORT

Crop	Acres in 1917	Acres in 1918
Barley	20	27
Beans		
Beets		
Buckwheat		
Corn	11	10
Fruit		
Hay	20	23
Oats	16	17
Potatoes		
Rutabagas		
Rye	20	12
Spelts <u>Flax</u>		5
Sorghum		
Sugar Beets		
Wheat	21	18

Stock	Number in 1917	Number in 1918
Hogs	10	19
Horses	5	5
Milch Cows	6	5
Other Cattle	8	11
Poultry	90	80
Sheep		

Silos now erected _____
 To be erected in 1918 _____

DO YOU NEED MORE FARM LABOR?			
	Men	Women	Boys
How many?	1		
When?	in Harvest		
For how long?	about 15 da		
For what work?	shooking & stacking		
What nationality?			

Remarks: _____

The foregoing statement was made on the _____ day of _____ A. D. 1918.

D. Schuler
 Signature of Assessor.

This return is made to your County Auditor, and by him sent to J. A. O. Preus, State Auditor, State Capitol, St. Paul, Minn.

County Wabasha Township (City or Village) Chester
Gumbo Falls
 Name Charles Seifert Post Office Address Gumbo Falls R. F. D. No. 2
 Nearest Shipping Point Balshester What Railroads _____
 Nationality or descent of farmer German

FARM CROP AND LABOR REPORT

Crop	Acres in 1917	Acres in 1918
Barley	16.	11.
Beans		1/4
Beets		
Buckwheat		
Corn	8.	6
Fruit		
Hay	6.	6
Oats	16.	2 1/4
Potatoes	3/4.	3/4
Rutabagas		
Rye		12.
Spelts		
Sorghum		
Sugar Beets		
Wheat	6.	

Stock	Number in 1917	Number in 1918
Hogs	17	20
Horses	8	7
Milch Cows	9	11
Other Cattle	6	5
Poultry	200.	200.
Sheep	12	15

Silos now erected _____
 To be erected in 1918 _____

DO YOU NEED MORE FARM LABOR?			
	Men	Women	Boys
How many?			
When?			
For how long?			
For what work?			
What nationality?			

Remarks: I have 40. ac. Rented. last year 5 corn 10 hay
10 pasger 15 Barley This year 5 Barley
10 corn 10 pasger 15 Wheat

The foregoing statement was made on the 3th July day of 1918 A. D. 1918.

D. Schuler
 Signature of Assessor.

This return is made to your County Auditor, and by him sent to J. A. O. Preus, State Auditor, State Capitol, St. Paul, Minn.

County Wabasha Township (City or Village) Chester

Name Albert Manthe Post Office Address _____ R. F. D. No. _____

Nearest Shipping Point _____ What Railroads _____

Nationality or descent of farmer _____

FARM CROP AND LABOR REPORT

Crop	Acres in 1917	Acres in 1918
Barley	27	26
Beans		
Beets		
Buckwheat		
Corn	16	18
Fruit		
Hay	13	13
Oats	13	13
Potatoes		
Rutabagas		
Rye		
Spelts		
Sorghum		
Sugar Beets		
Wheat	70	11

Stock	Number in 1917	Number in 1918
Hogs	40	47
Horses	6	5
Milch Cows	7	7
Other Cattle	15	13
Poultry	150	150
Sheep	16	24

Silos now erected _____
 To be erected in 1918 _____

DO YOU NEED MORE FARM LABOR?			
	Men	Women	Boys
How many?	1		
When?			
For how long?	3 mo Harvest		
For what work?	Fall work		
What nationality?			

Remarks: _____

The foregoing statement was made on the _____ day of _____ A. D. 1918.

O. Schuler
 Signature of Assessor.

This return is made to your County Auditor, and by him sent to J. A. O. Preus, State Auditor, State Capitol, St. Paul, Minn.

County Wabasha Township (City or Village) Rexter

Name Tom Holston Post Office Address Mazoppa R. F. D. No. _____

Nearest Shipping Point Bell, Chester What Railroads G. M. Mill, W.

Nationality or descent of farmer _____

FARM CROP AND LABOR REPORT

Crop	Acres in 1917	Acres in 1918
Barley	7	14
Beans		
Beets		
Buckwheat		
Corn	13	13
Fruit	1	1
Hay	14	14
Oats	16	16
Potatoes	3/4	3/4 over
Rutabagas		
Rye		
Spelts		
Sorghum		
Sugar Beets		
Wheat	25	25

Stock	Number in 1917	Number in 1918
Hogs	5	2
Horses	6	6
Milch Cows	6	6
Other Cattle	8	8
Poultry	50	50
Sheep		

Silos now erected _____
 To be erected in 1918 _____

DO YOU NEED MORE FARM LABOR?			
	Men	Women	Boys
How many?			
When?			
For how long?			
For what work?			
What nationality?			

Remarks: _____

The foregoing statement was made on the 4 day of July A. D. 1918.

D. Schube
 Signature of Assessor.

This return is made to your County Auditor, and by him sent to J. A. O. Preus, State Auditor, State Capitol, St. Paul, Minn.

County Wabasha Township (City or Village) Chester

Name Christena Prigge Post Office Address Jumbo Falls D. No. 2

Nearest Shipping Point Jumbo Falls What Railroads Chicago Mill. + St

Nationality or descent of farmer _____

FARM CROP AND LABOR REPORT

Crop	Acres in 1917	Acres in 1918
Barley	40	33
Beans		
Beets		
Buckwheat		
Corn	22	25
Fruit		
Hay	13	12
Oats	12	12
Potatoes	1	1
Rutabagas	1	1
Rye	5	0
Spelts		
Sorghum		
Sugar Beets		
Wheat	5	10

Stock	Number in 1917	Number in 1918
Hogs	30	22
Horses	6	6
Milch Cows	8	8
Other Cattle	9	9
Poultry	125	125
Sheep		

Silos now erected	
To be erected in 1918	no

DO YOU NEED MORE FARM LABOR?			
	Men	Women	Boys
How many?			
When?			
For how long?			
For what work?			
What nationality?			

Remarks: _____

The foregoing statement was made on the 22 day of July A. D. 1918.

D. Spuler
Signature of Assessor.

This return is made to your County Auditor, and by him sent to J. A. O. Preus, State Auditor, State Capitol, St. Paul, Minn.

County Wabasha Township (City or Village) Cluster

Name Andrew Scholer Post Office Address Zumbro Falls R. F. D. No. 2

Nearest Shipping Point Zumbro Falls What Railroads C.M. & St. P.

Nationality or descent of farmer German descent.

FARM CROP AND LABOR REPORT

Crop	Acres in 1917	Acres in 1918
Barley	50	50
Beans		
Beets		
Buckwheat		
Corn	25	27
Fruit		
Hay	30	23
Oats	30	25
Potatoes		
Rutabagas		
Rye	15	25
Spelts		
Sorghum		
Sugar Beets		
Wheat	10	20

Stock	Number in 1917	Number in 1918
Hogs	49	69
Horses	7	6
Milch Cows	15	19
Other Cattle	15	18
Poultry		
Sheep		

Silos now erected	none
To be erected in 1918	none

DO YOU NEED MORE FARM LABOR?			
	Men	Women	Boys
How many?			
When?			
For how long?			
For what work?			
What nationality?			

Remarks: We have our farm help engaged for this harvest season.

The foregoing statement was made on the 6th day of July A. D. 1918.

D. Schuler
Signature of Assessor.

This return is made to your County Auditor, and by him sent to J. A. O. Prens, State Auditor, State Capitol, St. Paul, Minn.

County Mad Township (City or Village) _____

Name: Henry G Ehlers Post Office Address Mazepo R. F. D. No. 2

Nearest Shipping Point Mazepo What Railroads GM + NP

Nationality or descent of farmer _____

FARM CROP AND LABOR REPORT

Crop	Acres in 1917	Acres in 1918
Barley	49	48
Beans		
Beets		
Buckwheat		
Corn	19	15
Fruit		
Hay	18	23
Oats	20	25
Potatoes		
Rutabagas		
Rye		
Spelts		
Sorghum		
Sugar Beets		
Wheat	32	34

Stock	Number in 1917	Number in 1918
Hogs	3	3
Horses	7	7
Milch Cows	6	8
Other Cattle	6	12
Poultry	65	45
Sheep		

Silos now erected	
To be erected in 1918	

DO YOU NEED MORE FARM LABOR?			
	Men	Women	Boys
How many?			
When?			
For how long?			
For what work?			
What nationality?			

Remarks: _____

The foregoing statement was made on the _____ day of _____ A. D. 1918.

D. Schuler
 Signature of Assessor.

This return is made to your County Auditor, and by him sent to J. A. O. Preus, State Auditor, State Capitol, St. Paul, Minn.

County Wabasha Township (City or Village) Chester

Name R F Budensiek Post Office Address Mazeffa R. F. D. No. 1

Nearest Shipping Point Mazeffa What Railroads C O & St P

Nationality or descent of farmer German American

FARM CROP AND LABOR REPORT

Crop	Acres in 1917	Acres in 1918
Barley	18	15
Beans		
Beets		
Buckwheat		
Corn	24	24
Fruit		
Hay	48	45
Oats	38	40
Potatoes	1	1
Rutabagas		
Rye	12	15
Spelts		
Sorghum		
Sugar Beets		
Wheat	20	22

Stock	Number in 1917	Number in 1918
Hogs	4	3
Horses	21	22
Milch Cows	9	12
Other Cattle	8	10
Poultry	70	75
Sheep		

Silos now erected	One
To be erected in 1918	

DO YOU NEED MORE FARM LABOR?			
	Men	Women	Boys
How many?	1		
When?	Harvest		
For how long?			
For what work?			
What nationality?			

Remarks:

The foregoing statement was made on the _____ day of _____ A. D. 1918.

D. Miller
Signature of Assessor.

This return is made to your County Auditor, and by him sent to J. A. O. Preus, State Auditor, State Capitol, St. Paul, Minn.

County _____ Township (City or Village) _____

Name John Redding Post Office Address _____ R. F. D. No. _____

Nearest Shipping Point _____ What Railroads _____

Nationality or descent of farmer _____

FARM CROP AND LABOR REPORT

Crop	Acres in 1917	Acres in 1918
Barley	X	50
Beans		
Beets		
Buckwheat		
Corn	X	12
Fruit		
Hay	X	20
Oats	X	30
Potatoes		
Rutabagas		
Rye	X	26
Spelts		
Sorghum		
Sugar Beets		
Wheat	X	33

Stock	Number in 1917	Number in 1918
Hogs		
Horses		6
Milch Cows		
Other Cattle		25
Poultry		
Sheep		

Silos now erected	
To be erected in 1918	

DO YOU NEED MORE FARM LABOR?			
	Men	Women	Boys
How many?			
When?			
For how long?			
For what work?			
What nationality?			

Remarks: _____

The foregoing statement was made on the _____ day of _____ A. D. 1918.

D. Schuler
 Signature of Assessor.

This return is made to your County Auditor, and by him sent to J. A. O. Preus, State Auditor, State Capitol, St. Paul, Minn.

County _____ Township (City or Village) _____

Name John Roman Post Office Address _____ R. F. D. No. _____

Nearest Shipping Point _____ What Railroads _____

Nationality or descent of farmer _____

FARM CROP AND LABOR REPORT

Crop	Acres in 1917	Acres in 1918
Barley	70	90
Beans		
Beets		
Buckwheat		
Corn	40	30
Fruit		
Hay	24	24
Oats		
Potatoes		
Rutabagas		
Rye	8	18
Spelts		
Sorghum		
Sugar Beets		
Wheat	13	10

Stock	Number in 1917	Number in 1918
Hogs	28	27
Horses	6	7
Milch Cows	11	10
Other Cattle	6	5
Poultry	70	70
Sheep		

Silos now erected	
To be erected in 1918	

DO YOU NEED MORE FARM LABOR?			
	Men	Women	Boys
How many?			
When?			
For how long?			
For what work?			
What nationality?			

Remarks: _____

The foregoing statement was made on the _____ day of _____ A. D. 1918.

D. Schuler
 Signature of Assessor.

This return is made to your County Auditor, and by him sent to J. A. O. Prens, State Auditor, State Capitol, St. Paul, Minn.

County Wabasha Township (City or Village) Chesta
 Name Mike Ternes Post Office Address Mazepa R. F. D. No. 1
 Nearest Shipping Point Mazepa What Railroads Millwaukee
 Nationality or descent of farmer _____

FARM CROP AND LABOR REPORT

Crop	Acres in 1917	Acres in 1918
Barley	50	55
Beans	no	no
Beets	11	11
Buckwheat	11	11
Corn	20	20
Fruit	1/2	1/2
Hay	30	30
Oats	20	25
Potatoes	1/2	1/2
Rutabagas	no	no
Rye	23	23
Spelts	no	no
Sorghum	11	11
Sugar Beets	11	11
Wheat	35	40

Stock	Number in 1917	Number in 1918
Hogs	15	13
Horses	9	9
Milch Cows	13	13
Other Cattle	30	28
Poultry	100	100
Sheep	no	no

Silos now erected None
 To be erected in 1918 None

DO YOU NEED MORE FARM LABOR?			
	Men	Women	Boys
How many?	no		
When?			
For how long?			
For what work?			
What nationality?			

Remarks: _____

The foregoing statement was made on the _____ day of _____ A. D. 1918.

D. Schuler
 Signature of Assessor.

This return is made to your County Auditor, and by him sent to J. A. O. Preus, State Auditor, State Capitol, St. Paul, Minn.

County _____ Township (City or Village) _____

Name Henry Cordens Post Office Address _____ R. F. D. No. _____

Nearest Shipping Point _____ What Railroads _____

Nationality or descent of farmer _____

FARM CROP AND LABOR REPORT

Crop	Acres in 1917	Acres in 1918
Barley	30	25
Beans		
Beets		
Buckwheat		
Corn	10	15
Fruit		
Hay	12	12
Oats	16	18
Potatoes	1	1
Rutabagas		
Rye	10	11
Spelts		
Sorghum		
Sugar Beets		
Wheat		

Stock	Number in 1917	Number in 1918
Hogs	7	8
Horses	7	7
Milch Cows	8	8
Other Cattle	18	22
Poultry	200	200
Sheep	36	43

Silos now erected	1
To be erected in 1918	

DO YOU NEED MORE FARM LABOR?			
	Men	Women	Boys
How many?			
When?			
For how long?			
For what work?			
What nationality?			

Remarks: _____

The foregoing statement was made on the _____ day of _____ A. D. 1918.

D. Shuler
 Signature of Assessor.

This return is made to your County Auditor, and by him sent to J. A. O. Preus, State Auditor, State Capitol, St. Paul, Minn.

County Wabasha Township (City or Village) Chester
 Name John Stehr Post Office Address Zimbro Falls R. F. D. No. 2
 Nearest Shipping Point Bellechester What Railroads C & N.
 Nationality or descent of farmer German

FARM CROP AND LABOR REPORT

Crop	Acres in 1917	Acres in 1918
Barley	110	90
Beans		
Beets		
Buckwheat		
Corn	55	45
Fruit		
Hay	50	35
Oats	30	40
Potatoes		
Rutabagas		
Rye		
Spelts		
Sorghum		
Sugar Beets		
Wheat + Flax	25	70

Stock	Number in 1917	Number in 1918
Hogs	35	19
Horses	15	16
Milch Cows	12	14
Other Cattle	35	30
Poultry	75	71
Sheep	80	80

Silos now erected	11	
To be erected in 1918		

DO YOU NEED MORE FARM LABOR?			
	Men	Women	Boys
How many?	2		
When?	Harvest & Haying		
For how long?	4 weeks		
For what work?			
What nationality?			

Remarks: _____

The foregoing statement was made on the _____ day of _____ A. D. 1918.

D. Schuber

Signature of Assessor.

This return is made to your County Auditor, and by him sent to J. A. O. Preus, State Auditor, State Capitol, St. Paul, Minn.

110
12
25

County _____ Township (City or Village) _____

Name Alto Miller Post Office Address _____ R. F. D. No. _____

Nearest Shipping Point _____ What Railroads _____

Nationality or descent of farmer _____

FARM CROP AND LABOR REPORT

Crop	Acres in 1917	Acres in 1918
Barley	13	30
Beans		
Beets		
Buckwheat		
Corn	13	12
Fruit		
Hay	10	10
Oats	12	12
Potatoes		
Rutabagas		
Rye	18	
Spelts		
Sorghum		
Sugar Beets		
Wheat		

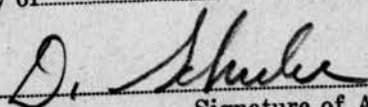
Stock	Number in 1917	Number in 1918
Hogs	16	22
Horses	5	5
Milch Cows	10	10
Other Cattle	7	4
Poultry	150	125
Sheep		

Silos now erected	
To be erected in 1918	

DO YOU NEED MORE FARM LABOR?			
	Men	Women	Boys
How many?			
When?			
For how long?			
For what work?			
What nationality?			

Remarks: _____

The foregoing statement was made on the _____ day of _____ A. D. 1918.



 Signature of Assessor.

This return is made to your County Auditor, and by him sent to J. A. O. Prens, State Auditor, State Capitol, St. Paul, Minn.

County _____ Township (City or Village) _____

Name Jake Sprunger Post Office Address _____ R. F. D. No. _____

Nearest Shipping Point _____ What Railroads _____

Nationality or descent of farmer _____

FARM CROP AND LABOR REPORT

Crop	Acres in 1917	Acres in 1918
Barley	40	35
Beans		
Beets		
Buckwheat		
Corn	30	30
Fruit		
Hay	35	35
Oats	35	35
Potatoes		
Rutabagas		
Rye	10	15
Spelts		
Sorghum		
Sugar Beets		
Wheat		15

Stock	Number in 1917	Number in 1918
Hogs		
Horses		
Milch Cows		
Other Cattle		
Poultry		
Sheep		

Silos now erected 2
 To be erected in 1918 _____

DO YOU NEED MORE FARM LABOR?			
	Men	Women	Boys
How many?			
When?			
For how long?			
For what work?			
What nationality?			

Remarks: _____

The foregoing statement was made on the _____ day of _____ A. D. 1918.

D. Schuler
 Signature of Assessor.

This return is made to your County Auditor, and by him sent to J. A. O. Preus, State Auditor, State Capitol, St. Paul, Minn.

County _____ Township (City or Village) _____

Name H H Miller Post Office Address _____ R. F. D. No. _____

Nearest Shipping Point _____ What Railroads _____

Nationality or descent of farmer _____

FARM CROP AND LABOR REPORT

Crop	Acres in 1917	Acres in 1918
Barley	44	45
Beans		
Beets		
Buckwheat		
Corn	23	23
Fruit		
Hay	22	20
Oats	20	20
Potatoes		
Rutabagas		
Rye	13	10
Spelts		
Sorghum		
Sugar Beets		
Wheat	10	17

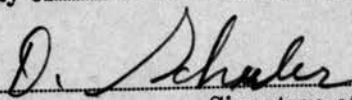
Stock	Number in 1917	Number in 1918
Hogs	33	26
Horses	10	10
Milch Cows	13	14
Other Cattle	25	29
Poultry	100	100
Sheep	34	30

Silos now erected	
To be erected in 1918	

DO YOU NEED MORE FARM LABOR?			
	Men	Women	Boys
How many?			
When?			
For how long?			
For what work?			
What nationality?			

Remarks: _____

The foregoing statement was made on the _____ day of _____ A. D. 1918.



 Signature of Assessor.

This return is made to your County Auditor, and by him sent to J. A. O. Preus, State Auditor, State Capitol, St. Paul, Minn.

County _____ Township (City or Village) _____

Name O B Krinke Post Office Address _____ R. F. D. No. _____

Nearest Shipping Point _____ What Railroads _____

Nationality or descent of farmer _____

FARM CROP AND LABOR REPORT

Crop	Acres in 1917	Acres in 1918
Barley	35	31
Beans		
Beets		
Buckwheat		
Corn	27	17
Fruit		
Hay	30	30
Oats	21	23
Potatoes		
Rutabagas		
Rye		5
Spelts		
Sorghum		
Sugar Beets		
Wheat	8	18

Stock	Number in 1917	Number in 1918
Hogs	13	20
Horses	6	6
Milch Cows	9	11
Other Cattle	15	21
Poultry	100	90
Sheep	23	45

Silos now erected	
To be erected in 1918	

DO YOU NEED MORE FARM LABOR?			
	Men	Women	Boys
How many?			
When?			
For how long?			
For what work?			
What nationality?			

Remarks: _____

The foregoing statement was made on the _____ day of _____ A. D. 1918.



 Signature of Assessor.

This return is made to your County Auditor, and by him sent to J. A. O. Preus, State Auditor, State Capitol, St. Paul, Minn.

County _____ Township (City or Village) _____

Name Frank Weber Bros Post Office Address Mazypa R. F. D. No. _____

Nearest Shipping Point _____ What Railroads _____

Nationality or descent of farmer _____

FARM CROP AND LABOR REPORT

Crop	Acres in 1917	Acres in 1918
Barley	50	50
Beans		
Beets		
Buckwheat		
Corn	20	10
Fruit		
Hay	23	23
Oats	15	15
Potatoes		
Rutabagas		
Rye	30	32
Spelts		
Sorghum		
Sugar Beets		
Wheat	25	28

Stock	Number in 1917	Number in 1918
Hogs	12	12
Horses	6	7
Milch Cows	7	8
Other Cattle	12	14
Poultry	50	75
Sheep		

Silos now erected	
To be erected in 1918	

DO YOU NEED MORE FARM LABOR?			
	Men	Women	Boys
How many?		1	
When? <u>at once</u>			
For how long? <u>1 yr</u>			
For what work? <u>house work</u>			
What nationality? <u>American</u>			

Remarks: _____

The foregoing statement was made on the _____ day of _____ A. D. 1918.

D. Shuler
Signature of Assessor.

This return is made to your County Auditor, and by him sent to J. A. O. Preus, State Auditor, State Capitol, St. Paul, Minn.

County _____ Township (City or Village) _____

Name D J Redding Post Office Address _____ R. F. D. No. _____

Nearest Shipping Point _____ What Railroads _____

Nationality or descent of farmer _____

FARM CROP AND LABOR REPORT

Crop	Acres in 1917	Acres in 1918
Barley	136	35
Beans		5
Beets		
Buckwheat		
Corn	30	
Fruit		12
Hay + Pasture	180	80
Oats	42	24
Potatoes	2	2 1/2
Rutabagas		
Rye	70	49
Spelts		
Sorghum		
Sugar Beets		
Wheat	58	23

Stock	1917	Number in 1917	Number in 1918
Hogs	2		8
Horses	11		10
Milch Cows	15		15
Other Cattle	20		21
Poultry	100		60
Sheep			

Silos now erected _____
 To be erected in 1918 _____

DO YOU NEED MORE FARM LABOR?			
	Men	Women	Boys
How many? _____			
When? _____			
For how long? _____			
For what work? _____			
What nationality? _____			

Remarks: 15 a unimproved land

The foregoing statement was made on the _____ day of _____ A. D. 1918.

D. Schuler
 Signature of Assessor.

This return is made to your County Auditor, and by him sent to J. A. O. Preus, State Auditor, State Capitol, St. Paul, Minn.

County _____ Township (City or Village) _____

Name Geo Nehring Sr Post Office Address _____ R. F. D. No. _____

Nearest Shipping Point _____ What Railroads _____

Nationality or descent of farmer _____

FARM CROP AND LABOR REPORT

Crop	Acres in 1917	Acres in 1918
Barley	27	35
Beans		
Beets		
Buckwheat		
Corn	17	19
Fruit		
Hay	19	18
Oats	15	X
Potatoes		
Rutabagas		
Rye		
Spelts		
Sorghum		
Sugar Beets		
Wheat		

Stock	Number in 1917	Number in 1918
Hogs	10	11
Horses	5	4
Milch Cows	6	7
Other Cattle	3	7
Poultry	75	50
Sheep		

Silos now erected	
To be erected in 1918	

DO YOU NEED MORE FARM LABOR?			
	Men	Women	Boys
How many?			
When?			
For how long?			
For what work?			
What nationality?			

Remarks: _____

The foregoing statement was made on the _____ day of _____ A. D. 1918.

D. Schuler
 Signature of Assessor.

This return is made to your County Auditor, and by him sent to J. A. O. Preus, State Auditor, State Capitol, St. Paul, Minn.

County _____ Township (City or Village) _____

Name Charley Holst Post Office Address _____ R. F. D. No. _____

Nearest Shipping Point _____ What Railroads _____

Nationality or descent of farmer _____

FARM CROP AND LABOR REPORT

Crop	Acres in 1917	Acres in 1918
Barley	30	30
Beans		
Beets		
Buckwheat		
Corn	5	5
Fruit		
Hay	5	9
Oats	5	9
Potatoes		
Rutabagas		
Rye		
Spelts		
Sorghum		
Sugar Beets		
Wheat	4 1/2	5

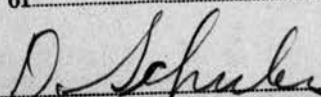
Stock	Number in 1917	Number in 1918
Hogs	7	6
Horses	4	4
Milch Cows	7	7
Other Cattle	4	8
Poultry	75	80
Sheep		

Silos now erected	
To be erected in 1918	

DO YOU NEED MORE FARM LABOR?			
	Men	Women	Boys
How many?			
When?			
For how long?			
For what work?			
What nationality?			

Remarks: _____

The foregoing statement was made on the _____ day of _____ A. D. 1918.



 Signature of Assessor.

This return is made to your County Auditor, and by him sent to J. A. O. Preus, State Auditor, State Capitol, St. Paul, Minn.

County _____ Township (City or Village) _____

Name H C Miller Post Office Address _____ R. F. D. No. _____

Nearest Shipping Point _____ What Railroads _____

Nationality or descent of farmer _____

FARM CROP AND LABOR REPORT

Crop	Acres in 1917	Acres in 1918
Barley	33	55
Beans		
Beets		
Buckwheat		
Corn	22	20
Fruit		
Hay	40	28
Oats	6	12
Potatoes		
Rutabagas		
Rye	4	
Spelts		
Sorghum		
Sugar Beets		
Wheat		

Stock	Number in 1917	Number in 1918
Hogs	15	12
Horses	8	9
Milch Cows	17	17
Other Cattle	4	3
Poultry	75	75
Sheep	35	45

Silos now erected	
To be erected in 1918	

DO YOU NEED MORE FARM LABOR?			
	Men	Women	Boys
How many?			
When?			
For how long?			
For what work?			
What nationality?			

Remarks: _____

The foregoing statement was made on the _____ day of _____ A. D. 1918.

D. Schuler
Signature of Assessor.

This return is made to your County Auditor, and by him sent to J. A. O. Preus, State Auditor, State Capitol, St. Paul, Minn.

County _____ Township (City or Village) _____

Name Henry Culpers Post Office Address _____ R. F. D. No. _____

Nearest Shipping Point _____ What Railroads _____

Nationality or descent of farmer _____

FARM CROP AND LABOR REPORT

Crop	Acres in 1917	Acres in 1918
Barley	45	65
Beans		
Beets		
Buckwheat		
Corn	9	10
Fruit		
Hay	17	13
Oats	22	12
Potatoes		
Rutabagas		
Rye	48	17
Spelts		
Sorghum		
Sugar Beets		
Wheat		15

Stock	Number in 1917	Number in 1918
Hogs	5	10
Horses	8	8
Milch Cows	7	7
Other Cattle	6	7
Poultry	100	100
Sheep		

Silos now erected	
To be erected in 1918	

DO YOU NEED MORE FARM LABOR?			
	Men	Women	Boys
How many?	1		
When? <u>Harvest</u>			
For how long?			
For what work?			
What nationality?			

Remarks: _____

The foregoing statement was made on the _____ day of _____ A. D. 1918.

D. Schuler
Signature of Assessor.

This return is made to your County Auditor, and by him sent to J. A. O. Preus, State Auditor, State Capitol, St. Paul, Minn.

County Wapochka Township (City or Village) Wozuppa
 Name John Debra Post Office Address Wozuppa P. O. No. 1
 Nearest Shipping Point Wozuppa What Railroads _____
 Nationality or descent of farmer _____

FARM CROP AND LABOR REPORT

Crop	Acres in 1917	Acres in 1918
Barley	30	35
Beans		
Beets		
Buckwheat		
Corn	10	8
Fruit		
Hay	30	20
Oats	20	20
Potatoes	4	4
Rutabagas		
Rye	14	29
Spelts		
Sorghum		
Sugar Beets		
Wheat	<u>and July 15. oats and wheat 10.</u>	

Stock	Number in 1917	Number in 1918
Hogs	3	10
Horses	5 5	5 5
Milch Cows	4	5
Other Cattle	3	5
Poultry	14	50
Sheep	1	1

Silos now erected _____
 To be erected in 1918 _____

DO YOU NEED MORE FARM LABOR?

	Men	Women	Boys
How many?	1		
When?	<u>July 1</u>		
For how long?	<u>4 months</u>		
For what work?	<u>farm work</u>		
What nationality?	<u>aged man</u>		

Remarks: _____

The foregoing statement was made on the June 1 day of 1 A. D. 1918.

O. Schuler
 Signature of Assessor.

This return is made to your County Auditor, and by him sent to J. A. O. Preus, State Auditor, State Capitol, St. Paul, Minn.

County _____ Township (City or Village) _____

Name John Beafort Post Office Address _____ R. F. D. No. _____

Nearest Shipping Point _____ What Railroads _____

Nationality or descent of farmer _____

FARM CROP AND LABOR REPORT

Crop	Acres in 1917	Acres in 1918
Barley	27	30
Beans		
Beets		
Buckwheat		
Corn	8	12
Fruit		
Hay	35	13
Oats	17	20
Potatoes		
Rutabagas		
Rye	30	21
Spelts		
Sorghum		
Sugar Beets		
Wheat	21	37

Stock	Number in 1917	Number in 1918
Hogs	15	25
Horses	5	4
Milch Cows	8	12
Other Cattle	15	15
Poultry	150	50
Sheep		

Silos now erected	
To be erected in 1918	

DO YOU NEED MORE FARM LABOR?			
	Men	Women	Boys
How many?			
When?			
For how long?			
For what work?			
What nationality?			

Remarks: _____

The foregoing statement was made on the _____ day of _____ A. D. 1918.

D. Schuler
 Signature of Assessor.

This return is made to your County Auditor, and by him sent to J. A. O. Preus, State Auditor, State Capitol, St. Paul, Minn.

County _____ Township (City or Village) _____

Name Frank Denton Post Office Address _____ R. F. D. No. _____

Nearest Shipping Point _____ What Railroads _____

Nationality or descent of farmer _____

FARM CROP AND LABOR REPORT

Crop	Acres in 1917	Acres in 1918
Barley	60	50
Beans		
Beets		
Buckwheat		
Corn	28	20
Fruit		
Hay	20	24
Oats	30	24
Potatoes		
Rutabagas		
Rye	27	28
Spelts		
Sorghum		
Sugar Beets		
Wheat	17	40

Stock	Number in 1917	Number in 1918
Hogs	18	20
Horses	5	8
Milch Cows	7	6
Other Cattle	11	11
Poultry	100	100
Sheep		

Silos now erected	
To be erected in 1918	

DO YOU NEED MORE FARM LABOR?			
	Men	Women	Boys
How many?	1		
When? <u>Harvest</u>			
For how long?			
For what work?			
What nationality?			

Remarks: _____

The foregoing statement was made on the _____ day of _____ A. D. 1918.

D. Schuler

Signature of Assessor.

This return is made to your County Auditor, and by him sent to J. A. O. Preus, State Auditor, State Capitol, St. Paul, Minn.

County Wabasha Township (City or Village) Chester
 Name L.C. Manth Post Office Address Mazeppa R. F. D. No. 1
 Nearest Shipping Point Mazeppa What Railroads C. M. St
 Nationality or descent of farmer American

FARM CROP AND LABOR REPORT

Crop	Acres in 1917	Acres in 1918
Barley	100	100
Beans		
Beets		
Buckwheat		
Corn	30	30
Fruit		
Hay	40	40
Oats	20	20
Potatoes	1/2	1/2
Rutabagas	50	50
Rye	30	30
Spelts		
Sorghum <u>Jelax</u>	10	10
Sugar Beets		
Wheat	30	30

Stock	Number in 1917	Number in 1918
Hogs		19
Horses		13
Milch Cows		10
Other Cattle		21
Poultry		150
Sheep		

Silos now erected	
To be erected in 1918	

DO YOU NEED MORE FARM LABOR?			
	Men	Women	Boys
How many?			
When?			
For how long?			
For what work?			
What nationality?			

Remarks: _____

The foregoing statement was made on the 12 day of June A. D. 1918.

D. Schuler

Signature of Assessor.

This return is made to your County Auditor, and by him sent to J. A. O. Preus, State Auditor, State Capitol, St. Paul, Minn.

County _____ Township (City or Village) _____

Name Fred Basson Post Office Address _____ R. F. D. No. _____

Nearest Shipping Point _____ What Railroads _____

Nationality or descent of farmer _____

FARM CROP AND LABOR REPORT

Crop	Acres in 1917	Acres in 1918
Barley	25	30
Beans		
Beets		
Buckwheat		
Corn	9	7
Fruit		
Hay	22	22
Oats	22	22
Potatoes		
Rutabagas		
Rye	20	20
Spelts		
Sorghum		
Sugar Beets		
Wheat	15	22

Stock	Number in 1917	Number in 1918
Hogs	6	15
Horses	6	6
Milch Cows	9	8
Other Cattle	14	15
Poultry	100	75
Sheep		

Silos now erected	
To be erected in 1918	

DO YOU NEED MORE FARM LABOR?			
	Men	Women	Boys
How many?			
When?			
For how long?			
For what work?			
What nationality?			

Remarks: _____

The foregoing statement was made on the _____ day of _____ A. D. 1918.

D. Schuler
Signature of Assessor.

This return is made to your County Auditor, and by him sent to J. A. O. Preus, State Auditor, State Capitol, St. Paul, Minn.

County _____ Township (City or Village) _____

Name Geo J Majerus Post Office Address _____ R. F. D. No. _____

Nearest Shipping Point _____ What Railroads _____

Nationality or descent of farmer _____

FARM CROP AND LABOR REPORT

Crop	Acres in 1917	Acres in 1918
Barley	40	20
Beans		
Beets		
Buckwheat		
Corn	30	13
Fruit		
Hay	45	18
Oats	40	25
Potatoes		
Rutabagas		
Rye	65	20
Spelts		
Sorghum		
Sugar Beets		
Wheat	12	20

Stock	Number in 1917	Number in 1918
Hogs	13	17
Horses	10	10
Milch Cows	8	8
Other Cattle	8	10
Poultry	50	75
Sheep		

Silos now erected	
To be erected in 1918	

DO YOU NEED MORE FARM LABOR?			
	Men	Women	Boys
How many?			
When?			
For how long?			
For what work?			
What nationality?			

Remarks: _____

The foregoing statement was made on the _____ day of _____ A. D. 1918.

D. Schuler
 Signature of Assessor.

This return is made to your County Auditor, and by him sent to J. A. O. Preus, State Auditor, State Capitol, St. Paul, Minn.

County _____ Township (City or Village) _____

Name Anthony Jensen Post Office Address _____ R. F. D. No. _____

Nearest Shipping Point _____ What Railroads _____

Nationality or descent of farmer _____

FARM CROP AND LABOR REPORT

Crop	Acres in 1917	Acres in 1918
Barley	35	22
Beans		
Beets		
Buckwheat		
Corn	15	12
Fruit		
Hay	20	20
Oats	25	25
Potatoes		
Rutabagas		
Rye	20	20
Spelts		
Sorghum		
Sugar Beets		
Wheat	8	8

Stock	Number in 1917	Number in 1918
Hogs	6	5
Horses	5	5
Milch Cows	8	12
Other Cattle	14	14
Poultry	50	50
Sheep		

Silos now erected _____
 To be erected in 1918 _____

DO YOU NEED MORE FARM LABOR?			
	Men	Women	Boys
How many?			
When?			
For how long?			
For what work?			
What nationality?			

Remarks: _____

The foregoing statement was made on the _____ day of _____ A. D. 1918.

D. Schuler
 Signature of Assessor.

This return is made to your County Auditor, and by him sent to J. A. O. Preus, State Auditor, State Capitol, St. Paul, Minn.

County _____ Township (City or Village) _____

Name Ed Reitman Post Office Address _____ R. F. D. No. _____

Nearest Shipping Point _____ What Railroads _____

Nationality or descent of farmer _____

FARM CROP AND LABOR REPORT

Crop	Acres in 1917	Acres in 1918
Barley	23	20
Beans		
Beets		
Buckwheat		
Corn	14	10
Fruit		
Hay	10	9
Oats	9	12
Potatoes		
Rutabagas		
Rye	5	8
Spelts		
Sorghum		
Sugar Beets		
Wheat		8

Stock	Number in 1917	Number in 1918
Hogs	28	17
Horses	4	5
Milch Cows	6	7
Other Cattle	5	7
Poultry	40	40
Sheep		

Silos now erected _____
 To be erected in 1918 _____

DO YOU NEED MORE FARM LABOR?			
	Men	Women	Boys
How many?			
When?			
For how long?			
For what work?			
What nationality?			

Remarks: _____

The foregoing statement was made on the _____ day of _____ A. D. 1918.

D. Schuler
 Signature of Assessor.

This return is made to your County Auditor, and by him sent to J. A. O. Preus, State Auditor, State Capitol, St. Paul, Minn.

County _____ Township (City or Village) _____

Name Otto Yennemann Post Office Address _____ R. F. D. No. _____

Nearest Shipping Point _____ What Railroads _____

Nationality or descent of farmer _____

FARM CROP AND LABOR REPORT

Crop	Acres in 1917	Acres in 1918
Barley	70	62
Beans		
Beets		
Buckwheat		
Corn	14	15
Fruit		
Hay	30	30
Oats	23	23
Potatoes		
Rutabagas		
Rye	38	32
Spelts		
Sorghum		
Sugar Beets		
Wheat	25	25

Stock	Number in 1917	Number in 1918
Hogs	12	6
Horses	6	6
Milch Cows	7	9
Other Cattle	5	5
Poultry		
Sheep		

Silos now erected	
To be erected in 1918	

DO YOU NEED MORE FARM LABOR?			
	Men	Women	Boys
How many?			
When?			
For how long?			
For what work?			
What nationality?			

Remarks: _____

The foregoing statement was made on the _____ day of _____ A. D. 1918.

O. Schuler
Signature of Assessor.

This return is made to your County Auditor, and by him sent to J. A. O. Preus, State Auditor, State Capitol, St. Paul, Minn.

County _____ Township (City or Village) _____

Name John Gudman Post Office Address _____ R. F. D. No. _____

Nearest Shipping Point Mazypa What Railroads Millwaukee

Nationality or descent of farmer American

FARM CROP AND LABOR REPORT

Crop	Acres in 1917	Acres in 1918
Barley	12	20
Beans		
Beets		
Buckwheat		
Corn	5	4
Fruit	1/2	1/2
Hay	15	16
Oats	12	8
Potatoes	1/4	1/4
Rutabagas		
Rye	5	-
Spelts		
Sorghum		
Sugar Beets		
Wheat	12	10

Stock	Number in 1917	Number in 1918
Hogs	2	2
Horses	4	2
Milch Cows	9	9
Other Cattle	2	2
Poultry	57	60
Sheep	-	-

Silos now erected	
To be erected in 1918	

DO YOU NEED MORE FARM LABOR?			
	Men	Women	Boys
How many?	-	-	-
When?	-	-	-
For how long?	-	-	-
For what work?	-	-	-
What nationality?	-	-	-

Remarks: _____

The foregoing statement was made on the 23 day of May A. D. 1918.

D. Schuler
Signature of Assessor.

This return is made to your County Auditor, and by him sent to J. A. O. Preus, State Auditor, State Capitol, St. Paul, Minn.

County _____ Township (City or Village) _____

Name Herman Hadley Post Office Address _____ R. F. D. No. _____

Nearest Shipping Point _____ What Railroads _____

Nationality or descent of farmer _____

FARM CROP AND LABOR REPORT

Crop	Acres in 1917	Acres in 1918
Barley	30	34
Beans		
Beets		
Buckwheat		
Corn	10	10
Fruit		
Hay	31	20
Oats	20	18
Potatoes		
Rutabagas		
Rye	8	4
Spelts		
Sorghum		
Sugar Beets		
Wheat	20	21

Stock	Number in 1917	Number in 1918
Hogs	9	1
Horses	5	5
Milch Cows	6	8
Other Cattle	11	14
Poultry	100	90
Sheep		

Silos now erected	
To be erected in 1918	

DO YOU NEED MORE FARM LABOR?			
	Men	Women	Boys
How many?			
When?			
For how long?			
For what work?			
What nationality?			

Remarks: _____

The foregoing statement was made on the _____ day of _____ A. D. 1918.

D. Schuler
 Signature of Assessor.

This return is made to your County Auditor, and by him sent to J. A. O. Preus, State Auditor, State Capitol, St. Paul, Minn.

County _____ Township (City or Village) _____

Name Peter J. Majerus Post Office Address _____ R. F. D. No. _____

Nearest Shipping Point _____ What Railroads _____

Nationality or descent of farmer _____

FARM CROP AND LABOR REPORT

Crop	Acres in 1917	Acres in 1918
Barley	42	52
Beans		
Beets		
Buckwheat		
Corn	15	12
Fruit		
Hay	26	18
Oats	25	24
Potatoes		
Rutabagas		
Rye	20	20
Spelts		
Sorghum		
Sugar Beets		
Wheat	9	15

Stock	Number in 1917	Number in 1918
Hogs	3	3
Horses	5	5
Milch Cows	6	6
Other Cattle	5	11
Poultry	100	100
Sheep	4	9

Silos now erected	
To be erected in 1918	

DO YOU NEED MORE FARM LABOR?			
	Men	Women	Boys
How many?			
When?			
For how long?			
For what work?			
What nationality?			

Remarks: _____

The foregoing statement was made on the _____ day of _____ A. D. 1918.

D. Schuler
 Signature of Assessor.

This return is made to your County Auditor, and by him sent to J. A. O. Preus, State Auditor, State Capitol, St. Paul, Minn.

County _____ Township (City or Village) _____

Name Christ Grote Post Office Address _____ R. F. D. No. _____

Nearest Shipping Point _____ What Railroads _____

Nationality or descent of farmer _____

FARM CROP AND LABOR REPORT

Crop	Acres in -1917	Acres in 1918
Barley	35	35
Beans		
Beets		
Buckwheat		
Corn	35	30
Fruit		
Hay	30	30
Oats	20	23
Potatoes		
Rutabagas		
Rye	23	30
Spelts		
Sorghum		
Sugar Beets		
Wheat	40	23

Stock	Number in 1917	Number in 1918
Hogs	8	10
Horses	8	8
Milch Cows	9	11
Other Cattle	17	22
Poultry	100	100
Sheep		

Silos now erected _____
 To be erected in 1918 _____

DO YOU NEED MORE FARM LABOR?			
	Men	Women	Boys
How many?			
When?			
For how long?			
For what work?			
What nationality?			

Remarks: _____

The foregoing statement was made on the _____ day of _____ A. D. 1918.

D. Schuler
 Signature of Assessor.

This return is made to your County Auditor, and by him sent to J. A. O. Preus, State Auditor, State Capitol, St. Paul, Minn.

County _____ Township (City or Village) _____

Name Peter Delve Post Office Address _____ R. F. D. No. _____

Nearest Shipping Point _____ What Railroads _____

Nationality or descent of farmer _____

FARM CROP AND LABOR REPORT

Crop	Acres in 1917	Acres in 1918
Barley	70	65
Beans		
Beets		
Buckwheat		
Corn	17	18
Fruit		
Hay	20	20
Oats	30	23
Potatoes		
Rutabagas		
Rye	30	28
Spelts		
Sorghum		
Sugar Beets		
Wheat	18	45

Stock	Number in 1917	Number in 1918
Hogs	2	3
Horses	6	6
Milch Cows	7	7
Other Cattle	12	9
Poultry	100	100
Sheep		

Silos now erected	
To be erected in 1918	

DO YOU NEED MORE FARM LABOR?			
	Men	Women	Boys
How many?			
When?			
For how long?			
For what work?			
What nationality?			

Remarks: _____

The foregoing statement was made on the _____ day of _____ A. D. 1918.

D. Schuler
Signature of Assessor.

This return is made to your County Auditor, and by him sent to J. A. O. Preus, State Auditor, State Capitol, St. Paul, Minn.

County _____ Township (City or Village) _____

Name Mat S Powell Post Office Address _____ R. F. D. No: _____

Nearest Shipping Point _____ What Railroads _____

Nationality or descent of farmer _____

FARM CROP AND LABOR REPORT

Crop	Acres in 1917	Acres in 1918
Barley	5	1 1/2
Beans		
Beets		
Buckwheat		
Corn	14	20
Fruit		
Hay	10	10
Oats	15	15
Potatoes		
Rutabagas		
Rye		
Spelts		
Sorghum		
Sugar Beets		
Wheat	5	

Stock	Number in 1917	Number in 1918
Hogs	2	4
Horses	4	5
Milch Cows	12	10
Other Cattle	6	13
Poultry	75	X
Sheep		

Silos now erected	
To be erected in 1918	1

DO YOU NEED MORE FARM LABOR?			
	Men	Women	Boys
How many?			
When?			
For how long?			
For what work?			
What nationality?			

Remarks: _____

The foregoing statement was made on the _____ day of _____ A. D. 1918.



 Signature of Assessor.

This return is made to your County Auditor, and by him sent to J. A. O. Preus, State Auditor, State Capitol, St. Paul, Minn.

County _____ Township (City or Village) _____

Name Barney Rieck Post Office Address _____ R. F. D. No. _____

Nearest Shipping Point _____ What Railroads _____

Nationality or descent of farmer _____

FARM CROP AND LABOR REPORT

Crop	Acres in 1917	Acres in 1918
Barley	45	40
Beans		
Beets		
Buckwheat		
Corn	10	8
Fruit		
Hay	25	25
Oats	18	18
Potatoes		
Rutabagas		
Rye	24	25
Spelts		
Sorghum		
Sugar Beets		
Wheat		12

Stock	Number in 1917	Number in 1918
Hogs	11	2
Horses	5	5
Milch Cows	7	8
Other Cattle	4	3
Poultry	40	40
Sheep	2	4

Silos now erected	
To be erected in 1918	

DO YOU NEED MORE FARM LABOR?			
	Men	Women	Boys
How many?			
When?			
For how long?			
For what work?			
What nationality?			

Remarks: _____

The foregoing statement was made on the _____ day of _____ A. D. 1918.

D. Schuler
Signature of Assessor.

This return is made to your County Auditor, and by him sent to J. A. O. Preus, State Auditor, State Capitol, St. Paul, Minn.