



Farm Crop and Labor Reports

Copyright Notice:

This material may be protected by copyright law (U.S. Code, Title 17). Researchers are liable for any infringement. For more information, visit www.mnhs.org/copyright.

Riverdale

Riverdale

County Watonwan Township (City or Village) Reynoldsdale

Name _____ Post Office Address _____ R. F. D. No. _____

Nearest Shipping Point _____ What Railroads _____

Nationality or descent of farmer _____

FARM CROP AND LABOR REPORT

Crop	Acres in 1917	Acres in 1918
Barley	284	438 $\frac{1}{2}$
Beans		
Beets		
Buckwheat		
Corn	5888	5346
Fruit	$\frac{1}{4}$	$\frac{1}{4}$
Hay	6351	6422
Oats	4461	5007
Potatoes	101 $\frac{3}{4}$	13 $\frac{3}{4}$
Rutabagas		
Rye	366	524 $\frac{1}{4}$
Spelts		
Sorghum		
Sugar Beets		
Wheat	892 $\frac{1}{2}$	1535 $\frac{1}{2}$

7 day - 20

Stock	Number in 1917	Number in 1918
Hogs	4243	4223
Horses	778	832
Milch Cows	1050	1095
Other Cattle	1446	1692
Poultry	10187	10497
Sheep	24	22

Silos now erected	
To be erected in 1918	15

DO YOU NEED MORE FARM LABOR?			
	Men	Women	Boys
How many?			
When?			
For how long?			
For what work?			
What nationality?			

Remarks: _____

The foregoing statement was made on the _____ day of _____ A. D. 1918.

 Signature of Assessor.

This return is made to your County Auditor, and by him sent to J. A. O. Preus, State Auditor, State Capitol, St. Paul, Minn.

County Watonwan Township (City or Village) Riversdale
 Name Otto Hanson Post Office Address Madelia R. F. D. No. 3
 Nearest Shipping Point La Salle What Railroads mpls St. L.
 Nationality or descent of farmer Nor

FARM CROP AND LABOR REPORT

Crop	Acres in 1917	Acres in 1918
Barley		
Beans		
Beets		
Buckwheat		
Corn	58	60
Fruit		
Hay	70	70
Oats	60	58
Potatoes		
Rutabagas		
Rye		
Spelts		
Sorghum		
Sugar Beets		
Wheat		

Stock	Number in 1917	Number in 1918
Hogs	14	16
Horses	10	4
Milch Cows	8	2
Other Cattle	25	8
Poultry	100	20
Sheep		

Silos now erected	
To be erected in 1918	

DO YOU NEED MORE FARM LABOR?			
	Men	Women	Boys
How many?			
When?			
For how long?			
For what work?			
What nationality?			

Remarks: _____

The foregoing statement was made on the 21 day of May A. D. 1918.

Carl J. Rydenlund
 Signature of Assessor.

This return is made to your County Auditor, and by him sent to J. A. O. Preus, State Auditor, State Capitol, St. Paul, Minn.

County Watonwan Township (City or Village) _____

Name Martin Jensen Post Office Address Madelw R. F. D. No. 3

Nearest Shipping Point Madelw What Railroads Omnaha

Nationality or descent of farmer Dane

FARM CROP AND LABOR REPORT

Crop	Acres in 1917	Acres in 1918
Barley		
Beans		
Beets		
Buckwheat		
Corn	38	38
Fruit		
Hay	50	50
Oats	42	32
Potatoes		
Rutabagas		
Rye		12
Spelts		
Sorghum		
Sugar Beets		
Wheat	18	20

Stock	Number in 1917	Number in 1918
Hogs	19	22
Horses	4	4
Milch Cows	2	3
Other Cattle	3	14
Poultry	50	20
Sheep		

Silos now erected	
To be erected in 1918	

DO YOU NEED MORE FARM LABOR?			
	Men	Women	Boys
How many?	1		
When?	harvest		
For how long?	2 weeks		
For what work?	farm		
What nationality?			

Remarks: _____

The foregoing statement was made on the 21 day of May A. D. 1918.

Lois J. Rydenlund
Signature of Assessor.

This return is made to your County Auditor, and by him sent to J. A. O. Preus, State Auditor, State Capitol, St. Paul, Minn.

County Watonwan Township (City or Village) _____
 Name Edward Hansen Post Office Address Madelia R. F. D. No. 3
 Nearest Shipping Point La Salle What Railroads mp & St. L.
 Nationality or descent of farmer Norw

FARM CROP AND LABOR REPORT

Crop	Acres in 1917	Acres in 1918
Barley		
Beans		
Beets		
Buckwheat		
Corn	15	15
Fruit		
Hay	38	38
Oats	15	14
Potatoes		
Rutabagas		
Rye	20	15
Spelts		
Sorghum		
Sugar Beets		
Wheat	20	20

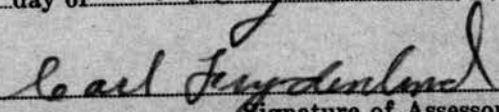
Stock	Number in 1917	Number in 1918
Hogs	15	12
Horses	5	3
Milch Cows	8	8
Other Cattle	7	7
Poultry	25	30
Sheep		

Silos now erected	
To be erected in 1918	

DO YOU NEED MORE FARM LABOR?			
	Men	Women	Boys
How many?			
When?			
For how long?			
For what work?			
What nationality?			

Remarks: _____

The foregoing statement was made on the 22 day of May A. D. 1918.



 Signature of Assessor.

This return is made to your County Auditor, and by him sent to J. A. O. Preus, State Auditor, State Capitol, St. Paul, Minn.

County Watonwan Township (City or Village) _____

Name Albert Olson Post Office Address Madeline R. F. D. No. 3

Nearest Shipping Point La Salle What Railroads myls + St. L.

Nationality or descent of farmer nor

FARM CROP AND LABOR REPORT

Crop	Acres in 1917	Acres in 1918
Barley		
Beans		
Beets		
Buckwheat		
Corn		30
Fruit		
Hay		70
Oats		40
Potatoes		
Rutabagas		
Rye		
Spelts		
Sorghum		
Sugar Beets		
Wheat		14

Stock	Number in 1917	Number in 1918
Hogs		30
Horses		8
Milch Cows		2
Other Cattle		9
Poultry		60
Sheep		

Silos now erected _____
 To be erected in 1918 _____

DO YOU NEED MORE FARM LABOR?			
	Men	Women	Boys
How many?	1		
When?	July 1 - 4 August 15		
For how long?			
For what work?	Farm work		
What nationality?			

Remarks: _____

The foregoing statement was made on the 22th day of May A. D. 1918.

Leard Frydenlund
 Signature of Assessor.

This return is made to your County Auditor, and by him sent to J. A. O. Preus, State Auditor, State Capitol, St. Paul, Minn.

START OF

RETAKE

County Watonwan Township (City or Village) _____

Name Albert Olson Post Office Address Madeline R. F. D. No. 3

Nearest Shipping Point La Salle What Railroads mp & St. L.

Nationality or descent of farmer nor

FARM CROP AND LABOR REPORT

Crop	Acres in 1917	Acres in 1918
Barley		
Beans		
Beets		
Buckwheat		
Corn		30
Fruit		
Hay		70
Oats		40
Potatoes		
Rutabagas		
Rye		
Spelts		
Sorghum		
Sugar Beets		
Wheat		14

Stock	Number in 1917	Number in 1918
Hogs		3
Horses		8
Milch Cows		2
Other Cattle		9
Poultry		60
Sheep		

Silos now erected _____
 To be erected in 1918 _____

DO YOU NEED MORE FARM LABOR?			
	Men	Women	Boys
How many?	1		
When?	July 1 - August 15		
For how long?			
For what work?	Farm work		
What nationality?			

Remarks: _____

The foregoing statement was made on the 22th day of May A. D. 1918.

Leart Frydland
 Signature of Assessor.

This return is made to your County Auditor, and by him sent to J. A. O. Prens, State Auditor, State Capitol, St. Paul, Minn.

END OF

RETAKE

County Watsonwan Township (City or Village) _____

Name O. M. Sletta Post Office Address Madelia R. F. D. No. 3

Nearest Shipping Point _____ What Railroads _____

Nationality or descent of farmer Nor

FARM CROP AND LABOR REPORT

Crop	Acres in 1917	Acres in 1918
Barley		
Beans		
Beets		
Buckwheat		
Corn	20	30
Fruit		
Hay	27	30
Oats	20	20
Potatoes		
Rutabagas		
Rye		
Spelts		
Sorghum		
Sugar Beets		
Wheat		2

Stock	Number in 1917	Number in 1918
Hogs	17	25
Horses	5	4
Milch Cows	5	7
Other Cattle	10	8
Poultry	35	55
Sheep		

Silos now erected _____
 To be erected in 1918 _____

DO YOU NEED MORE FARM LABOR?			
	Men	Women	Boys
How many?			
When?			
For how long?			
For what work?			
What nationality?			

Remarks: _____

The foregoing statement was made on the 23rd day of May A. D. 1918.

Carl Foydenlund
 Signature of Assessor.

This return is made to your County Auditor, and by him sent to J. A. O. Preus, State Auditor, State Capitol, St. Paul, Minn.

County Watonwan Township (City or Village) _____

Name John Skarphol Post Office Address Madelia R. F. D. No. 3

Nearest Shipping Point La Salle What Railroads mpls + St. L.

Nationality or descent of farmer Nor.

FARM CROP AND LABOR REPORT

Crop	Acres in 1917	Acres in 1918
Barley		18
Beans		
Beets		
Buckwheat		
Corn	50	40
Fruit		
Hay	70	70
Oats	50	25
Potatoes		
Rutabagas		
Rye		
Spelts		
Sorghum		
Sugar Beets		
Wheat		20

Stock	Number in 1917	Number in 1918
Hogs	46	48
Horses	7	6
Milch Cows	11	11
Other Cattle	18	12
Poultry	150	150
Sheep		

Silos now erected	
To be erected in 1918	

DO YOU NEED MORE FARM LABOR?			
	Men	Women	Boys
How many?			
When?			
For how long?			
For what work?			
What nationality?			

Remarks: _____

The foregoing statement was made on the 12th day of May A. D. 1918.

Carl Jydenlund
Signature of Assessor.

This return is made to your County Auditor, and by him sent to J. A. O. Preus, State Auditor, State Capitol, St. Paul, Minn.

County Watson Township (City or Village) _____

Name Hakon Engen Post Office Address Modelia R. F. D. No. 3

Nearest Shipping Point Le Sale What Railroads mple + St. L.

Nationality or descent of farmer nor

FARM CROP AND LABOR REPORT

Crop	Acre in 1917	Acre in 1918
Barley	10	8
Beans		
Beets		
Buckwheat		
Corn	40	40
Fruit		
Hay	30	30
Oats	30	30
Potatoes		
Rutabagas		
Rye		
Spelts		
Sorghum		
Sugar Beets		
Wheat	19	26

Stock	Number in 1917	Number in 1918
Hogs	50	23
Horses	6	6
Milch Cows	10	11
Other Cattle	7	7
Poultry	150	100
Sheep		

Silos now erected	
To be erected in 1918	

DO YOU NEED MORE FARM LABOR?			
	Men	Women	Boys
How many?			
When?			
For how long?			
For what work?			
What nationality?			

Remarks: _____

The foregoing statement was made on the 22th day of may A. D. 1918.

Carl Jydenlund
Signature of Assessor.

This return is made to your County Auditor, and by him sent to J. A. O. Preus, State Auditor, State Capitol, St. Paul, Minn.

County Watson Township (City or Village) _____

Name H. L. Thompson Post Office Address Lg. Sells R. F. D. No. _____

Nearest Shipping Point Lg. Sells What Railroads Mpls & St. L

Nationality or descent of farmer Am

FARM CROP AND LABOR REPORT

Crop	Acres in 1917	Acres in 1918
Barley		9
Beans		
Beets		
Buckwheat		
Corn	28	24
Fruit		
Hay	45	45
Oats	26	17
Potatoes		
Rutabagas		
Rye		
Spelts		
Sorghum		
Sugar Beets		
Wheat		4 1/2

Stock	Number in 1917	Number in 1918
Hogs	30	15
Horses	3	4
Milch Cows	9	7
Other Cattle	9	10
Poultry	100	55
Sheep		

Silos now erected	
To be erected in 1918	

DO YOU NEED MORE FARM LABOR?			
	Men	Women	Boys
How many?			
When?			
For how long?			
For what work?			
What nationality?			

Remarks: _____

The foregoing statement was made on the 22 day of May A. D. 1918.

Carl J. Rydenlund
Signature of Assessor.

This return is made to your County Auditor, and by him sent to J. A. O. Preus, State Auditor, State Capitol, St. Paul, Minn.

County Watonwan Township (City or Village) _____

Name Ervin Nelson Post Office Address La Salle R. F. D. No. _____

Nearest Shipping Point La Salle What Railroads mpls St. L.

Nationality or descent of farmer nor

FARM CROP AND LABOR REPORT

Crop	Acres in 1917	Acres in 1918
Barley		
Beans		
Beets		
Buckwheat		
Corn		15
Fruit		
Hay		30
Oats	1	20
Potatoes		
Rutabagas		
Rye		15 1/4
Spelts		
Sorghum		
Sugar Beets		
Wheat		

Stock	Number in 1917	Number in 1918
Hogs		49
Horses		3
Milch Cows		1
Other Cattle		
Poultry		28
Sheep		

Silos now erected	
To be erected in 1918	

DO YOU NEED MORE FARM LABOR?			
	Men	Women	Boys
How many?	One		
When?	July 5 to Sep 5		
For how long?			
For what work?	Farm work		
What nationality?			

Remarks: _____

The foregoing statement was made on the 22th day of May A. D. 1918.

Carl Lydenlund
Signature of Assessor.

This return is made to your County Auditor, and by him sent to J. A. O. Preus, State Auditor, State Capitol, St. Paul, Minn.

County _____ Township (City or Village) _____

Name N. A. Oudson Post Office Address Madelia R. F. D. No. 3

Nearest Shipping Point Lg Lake What Railroads mpls St L.

Nationality or descent of farmer Swede

FARM CROP AND LABOR REPORT

Crop	Acres in 1917	Acres in 1918
Barley		
Beans		
Beets		
Buckwheat		
Corn	20	22
Fruit <u>Apple</u>		10
Hay	50	50
Oats	32	16
Potatoes		
Rutabagas		
Rye		
Spelts		
Sorghum		
Sugar Beets		
Wheat		

Stock	Number in 1917	Number in 1918
Hogs	40	54
Horses	5	5
Milch Cows	8	8
Other Cattle	11	10
Poultry	75	75
Sheep		

Silos now erected _____
To be erected in 1918 _____

DO YOU NEED MORE FARM LABOR?			
	Men	Women	Boys
How many?			
When?			
For how long?			
For what work?			
What nationality?			

Remarks: _____

The foregoing statement was made on the 22th day of May A. D. 1918.

Carl J. Jendeland
Signature of Assessor.

This return is made to your County Auditor, and by him sent to J. A. O. Preus, State Auditor, State Capitol, St. Paul, Minn.

County _____ Township (City or Village) _____

Name Peder Hansen Post Office Address Modelia R. F. D. No. 3

Nearest Shipping Point La Salle What Railroads Wm. St. L.

Nationality or descent of farmer _____

FARM CROP AND LABOR REPORT

Crop	Acres in 1917	Acres in 1918
Barley		
Beans		
Beets		
Buckwheat		
Corn	18	18
Fruit		
Hay	30	30
Oats	35	25
Potatoes		
Rutabagas		
Rye		
Spelts		
Sorghum		
Sugar Beets		
Wheat		25

Stock	Number in 1917	Number in 1918
Hogs	10	20
Horses	3	3
Milch Cows	6	6
Other Cattle	3	3
Poultry	45	45
Sheep		

Silos now erected	
To be erected in 1918	

DO YOU NEED MORE FARM LABOR?			
	Men	Women	Boys
How many?			
When?			
For how long?			
For what work?			
What nationality?			

Remarks: _____

The foregoing statement was made on the 22th day of May A. D. 1918.

Earl Fydenlund
Signature of Assessor.

This return is made to your County Auditor, and by him sent to J. A. O. Preus, State Auditor, State Capitol, St. Paul, Minn.

County _____ Township (City or Village) _____

Name Geo Schwingle Post Office Address Madelia R. F. D. No. 3

Nearest Shipping Point La Salle What Railroads mp & St. L.

Nationality or descent of farmer American

FARM CROP AND LABOR REPORT

Crop	Acres in 1917	Acres in 1918
Barley		8
Beans		
Beets		
Buckwheat		
Corn	45	42
Fruit		
Hay	62	62
Oats	23	22
Potatoes	1/2	1/2
Rutabagas		
Rye		
Spelts		
Sorghum		
Sugar Beets		
Wheat	7	11

Stock	Number in 1917	Number in 1918
Hogs	35	23
Horses	10	11
Milch Cows	9	9
Other Cattle	14	14
Poultry	200	85
Sheep		

Silos now erected	
To be erected in 1918	

DO YOU NEED MORE FARM LABOR?			
	Men	Women	Boys
How many?	1		
When?	stacking grain		
For how long?	2 weeks		
For what work?	farm work		
What nationality?	American		

Remarks: _____

The foregoing statement was made on the 23rd day of May A. D. 1918.

Carl Juydenlund
Signature of Assessor.

This return is made to your County Auditor, and by him sent to J. A. O. Preus, State Auditor, State Capitol, St. Paul, Minn.

County _____ Township (City or Village) _____

Name Anne Jorans Post Office Address _____ R. F. D. No. 3

Nearest Shipping Point _____ What Railroads _____

Nationality or descent of farmer _____

FARM CROP AND LABOR REPORT

Crop	Acres in 1917	Acres in 1918
Barley		
Beans		
Beets		
Buckwheat		
Corn	35	35
Fruit		
Hay	50	50
Oats	35	35
Potatoes		
Rutabagas		
Rye		
Spelts		
Sorghum		
Sugar Beets		
Wheat		

Stock	Number in 1917	Number in 1918
Hogs	15	—
Horses	3	1
Milch Cows	8	2
Other Cattle	7	—
Poultry	50	10
Sheep		

Silos now erected	
To be erected in 1918	

DO YOU NEED MORE FARM LABOR?			
	Men	Women	Boys
How many?			
When?			
For how long?			
For what work?			
What nationality?			

Remarks: _____

The foregoing statement was made on the 23 rd day of may A. D. 1918.

Carl J. Jendryak
Signature of Assessor.

This return is made to your County Auditor, and by him sent to J. A. O. Preus, State Auditor, State Capitol, St. Paul, Minn.

County _____ Township (City or Village) _____

Name J. H. Schwingler Post Office Address Madelia R. F. D. No. 3

Nearest Shipping Point Madelia What Railroads Omaha

Nationality or descent of farmer American

FARM CROP AND LABOR REPORT

Crop	Acres in 1917	Acres in 1918
Barley		
Beans		
Beets		
Buckwheat		
Corn	18	8
Fruit		
Hay	41	34
Oats	21	18
Potatoes		
Rutabagas		
Rye		
Spelts		
Sorghum		
Sugar Beets		
Wheat		

Stock	Number in 1917	Number in 1918
Hogs		
Horses	1	2
Milch Cows		
Other Cattle		
Poultry	25	25
Sheep		

Silos now erected	
To be erected in 1918	

DO YOU NEED MORE FARM LABOR?			
	Men	Women	Boys
How many?			
When?			
For how long?			
For what work?			
What nationality?			

Remarks: _____

The foregoing statement was made on the 23rd day of May A. D. 1918.

Loel Frydenlund
Signature of Assessor.

This return is made to your County Auditor, and by him sent to J. A. O. Preus, State Auditor, State Capitol, St. Paul, Minn.

County Watson Township (City or Village) _____

Name G. W. Balsur Post Office Address Madelie R. F. D. No. 3

Nearest Shipping Point Le Salle What Railroads mp & St. L.

Nationality or descent of farmer Am

FARM CROP AND LABOR REPORT

Crop	Acres in 1917	Acres in 1918
Barley		
Beans		
Beets		
Buckwheat		
Corn	30	30
Fruit		
Hay	60	60
Oats	21	21
Potatoes		
Rutabagas		
Rye		
Spelts		
Sorghum		
Sugar Beets		
Wheat		9

Stock	Number in 1917	Number in 1918
Hogs		16
Horses		4
Milch Cows		13
Other Cattle		6
Poultry		75
Sheep		

Silos now erected	
To be erected in 1918	

DO YOU NEED MORE FARM LABOR?			
	Men	Women	Boys
How many?			
When?			
For how long?			
For what work?			
What nationality?			

Remarks: _____

The foregoing statement was made on the 21th day of May A. D. 1918.

Carl J. Rydenlund
Signature of Assessor.

This return is made to your County Auditor, and by him sent to J. A. O. Preus, State Auditor, State Capitol, St. Paul, Minn.

County Watonwan Township (City or Village) _____
 Name Math O. Eger Post Office Address Madelia R. F. D. No. 3
 Nearest Shipping Point La Salle What Railroads mpfs St. L.
 Nationality or descent of farmer non

FARM CROP AND LABOR REPORT

Crop	Acres in 1917	Acres in 1918
Barley		
Beans		
Beets		
Buckwheat		
Corn	32	40
Fruit		
Hay	44	44
Oats	25	30
Potatoes		
Rutabagas		
Rye		
Spelts		
Sorghum		
Sugar Beets		
Wheat	26	20

Stock	Number in 1917	Number in 1918
Hogs	15	30
Horses	5	5
Milch Cows	9	9
Other Cattle	18	12
Poultry	100	100
Sheep		

Silos now erected _____
 To be erected in 1918 _____

DO YOU NEED MORE FARM LABOR?			
	Men	Women	Boys
How many?			
When?			
For how long?			
For what work?			
What nationality?			

Remarks: _____

The foregoing statement was made on the 21th day of May A. D. 1918.

Paul Frydland
 Signature of Assessor.

This return is made to your County Auditor, and by him sent to J. A. O. Preus, State Auditor, State Capitol, St. Paul, Minn.

County Watonwan Township (City or Village) _____

Name Math Korbo Post Office Address Madelia R. F. D. No. 3

Nearest Shipping Point Madelia What Railroads Omaha

Nationality or descent of farmer nor

FARM CROP AND LABOR REPORT

Crop	Acres in 1917	Acres in 1918
Barley		
Beans		
Beets		
Buckwheat		
Corn	20	18
Fruit		
Hay	20	20
Oats	13	20
Potatoes		
Rutabagas		
Rye		
Spelts		
Sorghum		
Sugar Beets		
Wheat	10	10

Stock	Number in 1917	Number in 1918
Hogs		
Horses		
Milch Cows		
Other Cattle		
Poultry		
Sheep		

Silos now erected	
To be erected in 1918	

DO YOU NEED MORE FARM LABOR?			
	Men	Women	Boys
How many?			
When?			
For how long?			
For what work?			
What nationality?			

Remarks: _____

The foregoing statement was made on the 21st day of May A. D. 1918.

Carl Frydenlund
Signature of Assessor.

This return is made to your County Auditor, and by him sent to J. A. O. Preus, State Auditor, State Capitol, St. Paul, Minn.

County Watonwan Township (City or Village) _____

Name Anton Korbo Post Office Address Madelia R. F. D. No. _____

Nearest Shipping Point Madelia What Railroads Omaha

Nationality or descent of farmer Norw

FARM CROP AND LABOR REPORT

Crop	Acres in 1917	Acres in 1918
Barley		
Beans		
Beets		
Buckwheat		
Corn	42	42
Fruit		
Hay	70	60
Oats	32	30
Potatoes		
Rutabagas		
Rye	15	15
Spelts		
Sorghum		
Sugar Beets		
Wheat		13

Stock	Number in 1917	Number in 1918
Hogs	65	51
Horses	7	6
Milch Cows	9	8
Other Cattle	17	15
Poultry	60	50
Sheep		

Silos now erected	
To be erected in 1918	

DO YOU NEED MORE FARM LABOR?			
	Men	Women	Boys
How many?			
When?			
For how long?			
For what work?			
What nationality?			

Remarks: _____

The foregoing statement was made on the 21th day of May A. D. 1918.

Carl Frydenlund
Signature of Assessor.

This return is made to your County Auditor, and by him sent to J. A. O. Preus, State Auditor, State Capitol, St. Paul, Minn.

County _____ Township (City or Village) _____

Name E. O. Seterum Post Office Address _____ R. F. D. No. _____

Nearest Shipping Point _____ What Railroads _____

Nationality or descent of farmer _____

FARM CROP AND LABOR REPORT

Crop	Acres in 1917	Acres in 1918
Barley		
Beans		
Beets		
Buckwheat		
Corn	28	20
Fruit		
Hay	45	45
Oats	20	20
Potatoes		
Rutabagas		
Rye		
Spelts		
Sorghum		
Sugar Beets		
Wheat	7	7

Stock	Number in 1917	Number in 1918
Hogs	30	20
Horses	5	7
Milch Cows	7	8
Other Cattle	8	8
Poultry	50	50
Sheep		

Silos now erected	
To be erected in 1918	

DO YOU NEED MORE FARM LABOR?			
	Men	Women	Boys
How many?			
When?			
For how long?			
For what work?			
What nationality?			

Remarks: _____

The foregoing statement was made on the 21 day of May A. D. 1918.

Carl Lydenlund
Signature of Assessor.

This return is made to your County Auditor, and by him sent to J. A. O. Preus, State Auditor, State Capitol, St. Paul, Minn.

County _____ Township (City or Village) _____

Name J. + A. Sletta Post Office Address Maddia R. F. D. No. 3

Nearest Shipping Point La Salle What Railroads mpls + St. L.

Nationality or descent of farmer _____

FARM CROP AND LABOR REPORT

Crop	Acres in 1917	Acres in 1918
Barley	2	
Beans		
Beets		
Buckwheat		
Corn	55	45
Fruit		
Hay	30	30
Oats	45	70
Potatoes		
Rutabagas		
Rye		
Spelts		
Sorghum		
Sugar Beets		
Wheat		2

Stock	Number in 1917	Number in 1918
Hogs	16	39
Horses	7	8
Milch Cows	10	12
Other Cattle	5	14
Poultry	75	75
Sheep		

Silos now erected	One
To be erected in 1918	

DO YOU NEED MORE FARM LABOR?			
	Men	Women	Boys
How many?			
When?			
For how long?			
For what work?			
What nationality?			

Remarks: _____

The foregoing statement was made on the 23rd day of May A. D. 1918.

Carl Frydenlund
Signature of Assessor.

This return is made to your County Auditor, and by him sent to J. A. O. Preus, State Auditor, State Capitol, St. Paul, Minn.

County _____ Township (City or Village) _____

Name Richard Peterson Post Office Address St James R. F. D. No. 5

Nearest Shipping Point La Salle What Railroads mple St L.

Nationality or descent of farmer _____

FARM CROP AND LABOR REPORT

Crop	Acres in 1917	Acres in 1918
Barley	6	
Beans		
Beets		
Buckwheat		
Corn	75	55
Fruit		
Hay	100	90
Oats	65	70
Potatoes		
Rutabagas		
Rye	18	40
Spelts		
Sorghum		
Sugar Beets		
Wheat		9

Stock	Number in 1917	Number in 1918
Hogs	90	100
Horses	11	11
Milch Cows	15	15
Other Cattle	37	37
Poultry	175	175
Sheep		

Silos now erected	
To be erected in 1918	

DO YOU NEED MORE FARM LABOR?			
	Men	Women	Boys
How many?			
When?			
For how long?			
For what work?			
What nationality?			

Remarks: _____

The foregoing statement was made on the 11th day of May A. D. 1918.

Carl Frydland
Signature of Assessor.

175
175
350

This return is made to your County Auditor, and by him sent to J. A. O. Preus, State Auditor, State Capitol, St. Paul, Minn.

County Watson Township (City or Village) _____

Name John G. Bolin Post Office Address Le Salk R. F. D. No. _____

Nearest Shipping Point Le Salk What Railroads mp & St J.

Nationality or descent of farmer Swedish

FARM CROP AND LABOR REPORT

Crop	Acres in 1917	Acres in 1918
Barley	3	
Beans		
Beets		
Buckwheat		
Corn	45	28
Fruit		
Hay	55	55
Oats	35	45
Potatoes		
Rutabagas		
Rye	18	9
Spelts		
Sorghum		
Sugar Beets		
Wheat		23

Stock	Number in 1917	Number in 1918
Hogs	25	34
Horses	7	7
Milch Cows	8	8
Other Cattle	12	12
Poultry	100	100
Sheep		

Silos now erected	
To be erected in 1918	

DO YOU NEED MORE FARM LABOR?			
	Men	Women	Boys
How many?			
When?			
For how long?			
For what work?			
What nationality?			

Remarks: _____

The foregoing statement was made on the 11th day of May A. D. 1918.

Carl Frydenlund
Signature of Assessor.

This return is made to your County Auditor, and by him sent to J. A. O. Preus, State Auditor, State Capitol, St. Paul, Minn.

19-
125-
44
34
19
5

County _____ Township (City or Village) _____

Name John N. Johnson Post Office Address Modelia R. F. D. No. 3

Nearest Shipping Point _____ What Railroads _____

Nationality or descent of farmer _____

FARM CROP AND LABOR REPORT

Crop	Acres in 1917	Acres in 1918
Barley		
Beans		
Beets		
Buckwheat		
Corn	12	12
Fruit		
Hay	45	45
Oats	10	16
Potatoes		
Rutabagas		
Rye		
Spelts		
Sorghum		
Sugar Beets		
Wheat		

Stock	Number in 1917	Number in 1918
Hogs	19	19
Horses	4	4
Milch Cows	6	6
Other Cattle	7	8
Poultry	35	35
Sheep		

Silos now erected	
To be erected in 1918	

DO YOU NEED MORE FARM LABOR?			
	Men	Women	Boys
How many?			
When?			
For how long?			
For what work?			
What nationality?			

Remarks: _____

The foregoing statement was made on the 29th day of May A. D. 1918.

Carl J. Jundt
Signature of Assessor.

This return is made to your County Auditor, and by him sent to J. A. O. Preus, State Auditor, State Capitol, St. Paul, Minn.

County Watonwan Township (City or Village) _____

Name Frank Moses Post Office Address Madelia R. F. D. No. 5

Nearest Shipping Point Madelia What Railroads Omaha

Nationality or descent of farmer Am

FARM CROP AND LABOR REPORT

Crop	Acres in 1917	Acres in 1918
Barley		
Beans		
Beets		
Buckwheat		
Corn	120	90
Fruit		
Hay	130	130
Oats	50	44
Potatoes		
Rutabagas		
Rye		
Spelts		
Sorghum		
Sugar Beets		
Wheat		30

Stock	Number in 1917	Number in 1918
Hogs	50	35
Horses	20	18
Milch Cows	12	9
Other Cattle	45	75
Poultry	100	100
Sheep		

Silos now erected One
To be erected in 1918 _____

DO YOU NEED MORE FARM LABOR?			
	Men	Women	Boys
How many?			
When?			
For how long?			
For what work?			
What nationality?			

Remarks: _____

The foregoing statement was made on the 1st day of June A. D. 1918.

Carl Rydholm
Signature of Assessor.

This return is made to your County Auditor, and by him sent to J. A. O. Preus, State Auditor, State Capitol, St. Paul, Minn.

County _____ Township (City or Village) _____
 Name R. G. Kelley Post Office Address Madelia R. F. D. No. 3
 Nearest Shipping Point Madelia What Railroads Omaha
 Nationality or descent of farmer Om

FARM CROP AND LABOR REPORT

Crop	Acres in 1917	Acres in 1918
Barley		
Beans		
Beets		
Buckwheat		
Corn	35	40
Fruit		
Hay	15	25
Oats	12	40
Potatoes		
Rutabagas		
Rye		1.6
Spelts		
Sorghum		
Sugar Beets		
Wheat		13

Stock	Number in 1917	Number in 1918
Hogs	104	13
Horses	4	4
Milch Cows	9	8
Other Cattle	6	12
Poultry	150	200
Sheep		

Silos now erected One
 To be erected in 1918 _____

DO YOU NEED MORE FARM LABOR?			
	Men	Women	Boys
How many?			
When?			
For how long?			
For what work?			
What nationality?			

Remarks: _____

The foregoing statement was made on the 1st day of June A. D. 1918.

Carl J. Jenderson 104
 Signature of Assessor. 50
 154

This return is made to your County Auditor, and by him sent to J. A. O. Preus, State Auditor, State Capitol, St. Paul, Minn.

County Watons Township (City or Village) _____

Name Martin Nelson Post Office Address Maddie's R. F. D. No. _____

Nearest Shipping Point Maddie What Railroads Omaha

Nationality or descent of farmer N

FARM CROP AND LABOR REPORT

Crop	Acres in 1917	Acres in 1918
Barley		
Beans		
Beets		
Buckwheat		
Corn	55	55
Fruit		
Hay	22	22
Oats	55	37
Potatoes		
Rutabagas		
Rye		
Spelts		
Sorghum		
Sugar Beets		
Wheat	1	18

Stock	Number in 1917	Number in 1918
Hogs	51	51
Horses	11	8
Milch Cows	11	7
Other Cattle	10	34
Poultry	150	50
Sheep		

Silos now erected	X
To be erected in 1918	

DO YOU NEED MORE FARM LABOR?			
	Men	Women	Boys
How many?			
When?			
For how long?			
For what work?			
What nationality?			

Remarks: _____

The foregoing statement was made on the 1st day of May A. D. 1918.

Carl J. Jendryak
Signature of Assessor.

This return is made to your County Auditor, and by him sent to J. A. O. Preus, State Auditor, State Capitol, St. Paul, Minn.

County _____ Township (City or Village) _____

Name Joe Duffy Post Office Address Madeline R. F. D. No. 4

Nearest Shipping Point Madeline What Railroads Omaha

Nationality or descent of farmer _____

FARM CROP AND LABOR REPORT

Crop	Acres in 1917	Acres in 1918
Barley		
Beans		
Beets		
Buckwheat		
Corn	40	33
Fruit		
Hay	40	15
Oats	20	50
Potatoes		
Rutabagas		
Rye		
Spelts		
Sorghum		
Sugar Beets		
Wheat		

Stock	Number in 1917	Number in 1918
Hogs	60	14
Horses	5	7
Milch Cows	2	12
Other Cattle		
Poultry	36	80
Sheep		

Silos now erected	
To be erected in 1918	

DO YOU NEED MORE FARM LABOR?			
	Men	Women	Boys
How many?			
When?			
For how long?			
For what work?			
What nationality?			

2 weeks harvesting

Remarks: _____

The foregoing statement was made on the _____ day of _____ A. D. 1918.

Carl J. Jundt
Signature of Assessor.

This return is made to your County Auditor, and by him sent to J. A. O. Preus, State Auditor, State Capitol, St. Paul, Minn.

County _____ Township (City or Village) _____

Name Mrs J. W. Roll Post Office Address Madelia R. F. D. No. 4

Nearest Shipping Point Madelia What Railroads Omaha

Nationality or descent of farmer _____

FARM CROP AND LABOR REPORT

Crop	Acres in 1917	Acres in 1918
Barley		
Beans		
Beets		
Buckwheat		
Corn	50	40
Fruit		
Hay	10	27
Oats	30	20
Potatoes	100	
Rutabagas		
Rye		
Spelts		
Sorghum		
Sugar Beets		
Wheat	10	25

Stock	Number in 1917	Number in 1918
Hogs	60	23
Horses	6	6
Milch Cows	7	7
Other Cattle	12	12
Poultry	75	100
Sheep		

Silos now erected	
To be erected in 1918	

DO YOU NEED MORE FARM LABOR?			
	Men	Women	Boys
How many?	One		
When?	July 1st		
For how long?	6 weeks		
For what work?			
What nationality?	Am		

Remarks: _____

The foregoing statement was made on the 1st day of May A. D. 1918.

Leal Frydendal
Signature of Assessor.

This return is made to your County Auditor, and by him sent to J. A. O. Preus, State Auditor, State Capitol, St. Paul, Minn.

County Watonwan Township (City or Village) _____

Name Osmond Ulby Post Office Address Madelia R. F. D. No. 4

Nearest Shipping Point Madelia What Railroads Omaha

Nationality or descent of farmer Norwegian

FARM CROP AND LABOR REPORT

Crop	Acres in 1917	Acres in 1918
Barley	10	18
Beans		
Beets		
Buckwheat		
Corn	60	60
Fruit		
Hay	20	15
Oats	30	35
Potatoes		
Rutabagas		
Rye		
Spelts		
Sorghum		
Sugar Beets		
Wheat		

Stock	Number in 1917	Number in 1918
Hogs	76	70
Horses	8	9
Milch Cows	18	18
Other Cattle	10	12
Poultry	100	100
Sheep		

Silos now erected	
To be erected in 1918	

DO YOU NEED MORE FARM LABOR?			
	Men	Women	Boys
How many?			
When?			
For how long?			
For what work?			
What nationality?			

Remarks: _____

The foregoing statement was made on the 1st day of May A. D. 1918.

Carl Hydenlund
Signature of Assessor.

This return is made to your County Auditor, and by him sent to J. A. O. Preus, State Auditor, State Capitol, St. Paul, Minn.

County Wabouwan Township (City or Village) Riversdal
 Name J. A. Heberg Post Office Address Madelia R. F. D. No. 4
 Nearest Shipping Point Greygan What Railroads C. St. M. & C.
 Nationality or descent of farmer Norway

FARM CROP AND LABOR REPORT

Crop	Acres in 1917	Acres in 1918
Barley	5	10
Beans	0	0
Beets	0	0
Buckwheat	0	0
Corn	70	100
Fruit	14	14
Hay	60	60
Oats	75	75
Potatoes	14	14
Rutabagas	0	0
Rye	0	0
Spelts	0	0
Sorghum	0	0
Sugar Beets	0	0
Wheat	0	0

Stock	Number in 1917	Number in 1918
Hogs	82	do not know
Horses	1	2
Milch Cows	10	10
Other Cattle	52	52
Poultry	150	150
Sheep	0	0

Silos now erected	0	0
To be erected in 1918	0	0

DO YOU NEED MORE FARM LABOR?			
	Men	Women	Boys
How many?	0	0	0
When?	0	0	done
For how long?	0	0	done
For what work?	Am Picking		
What nationality?			

Remarks: _____

The foregoing statement was made on the _____ day of _____ A. D. 1918.

Carl Fynderlund
 Signature of Assessor.

This return is made to your County Auditor, and by him sent to J. A. O. Preus, State Auditor, State Capitol, St. Paul, Minn.

County _____ Township (City or Village) _____

Name Lester Duffy Post Office Address Madelia R. F. D. No. 4

Nearest Shipping Point Madelia What Railroads Omaha

Nationality or descent of farmer Irish

FARM CROP AND LABOR REPORT

Crop	Acres in 1917	Acres in 1918
Barley		30
Beans		
Beets		
Buckwheat		
Corn	30	32
Fruit		
Hay	40	—
Oats	25	55
Potatoes		
Rutabagas		
Rye		
Spelts		
Sorghum		
Sugar Beets		
Wheat		

Stock	Number in 1917	Number in 1918
Hogs	20	13
Horses	4	8
Milch Cows	3	1
Other Cattle	14	
Poultry	55	55
Sheep		

Silos now erected yes
 To be erected in 1918 _____

DO YOU NEED MORE FARM LABOR?			
	Men	Women	Boys
How many?	<u>one</u>		
When?	<u>Harvest</u>		
For how long?	<u>Five weeks</u>		
For what work?	<u>Farm work</u>		
What nationality?	<u>—</u>		

Remarks: _____

The foregoing statement was made on the 1st day of May A. D. 1918.

Carl Frydenberg
 Signature of Assessor.

This return is made to your County Auditor, and by him sent to J. A. O. Preus, State Auditor, State Capitol, St. Paul, Minn.

County _____ Township (City or Village) _____

Name W. F. Poyer Post Office Address Madelia R. F. D. No. 4

Nearest Shipping Point Madelia What Railroads Omaha

Nationality or descent of farmer Am

FARM CROP AND LABOR REPORT

Crop	Acres in 1917	Acres in 1918
Barley		
Beans		
Beets		
Buckwheat		
Corn		38
Fruit		
Hay		20
Oats		25
Potatoes		
Rutabagas		
Rye		
Spelts		
Sorghum		
Sugar Beets		
Wheat		

Stock	Number in 1917	Number in 1918
Hogs		5
Horses		5
Milch Cows		5
Other Cattle		1
Poultry		50
Sheep		

Silos now erected	
To be erected in 1918	

DO YOU NEED MORE FARM LABOR?			
	Men	Women	Boys
How many?			
When?			
For how long?			
For what work?			
What nationality?			

Remarks: _____

The foregoing statement was made on the 1st day of May A. D. 1918.

Carl Frydholm
Signature of Assessor.

This return is made to your County Auditor, and by him sent to J. A. O. Preus, State Auditor, State Capitol, St. Paul, Minn.

County _____ Township (City or Village) _____

Name Albert L. Johnson Post Office Address Madelia R. F. D. No. 4

Nearest Shipping Point Madelia What Railroads Omaha

Nationality or descent of farmer Norwegian

FARM CROP AND LABOR REPORT

Crop	Acres in 1917	Acres in 1918
Barley		
Beans		
Beets		
Buckwheat		
Corn	50	40
Fruit		
Hay	13	13
Oats	32	30
Potatoes		
Rutabagas		
Rye		
Spelts		
Sorghum		
Sugar Beets		
Wheat		12

Stock	Number in 1917	Number in 1918
Hogs	52	40
Horses	5	8
Milch Cows	8	8
Other Cattle	19	7
Poultry	80	80
Sheep		

Silos now erected	
To be erected in 1918	

DO YOU NEED MORE FARM LABOR?			
	Men	Women	Boys
How many? <u>One</u>			
When? <u>haying</u>			
For how long? <u>weeks</u>			
For what work? <u>farm work</u>			
What nationality? <u>Swedish or Norwegian</u>			

Remarks: _____

The foregoing statement was made on the _____ day of _____ A. D. 1918.

Signature of Assessor.

This return is made to your County Auditor, and by him sent to J. A. O. Preus, State Auditor, State Capitol, St. Paul, Minn.

County Watonwan Township (City or Village) _____

Name Jobias Tobias Post Office Address Madelia R. F. D. No. 4

Nearest Shipping Point Madelia What Railroads Omaha

Nationality or descent of farmer Dane

FARM CROP AND LABOR REPORT

Crop	Acres in 1917	Acres in 1918
Barley	30	21
Beans		
Beets		
Buckwheat		
Corn	100	70
Fruit		
Hay	12	30
Oats	60	40
Potatoes		
Rutabagas		
Rye		
Spelts		
Sorghum		
Sugar Beets		
Wheat		25

Stock	Number in 1917	Number in 1918
Hogs	130	185
Horses	9	9
Milch Cows	12	12
Other Cattle	14	16
Poultry	125	115
Sheep		

Silos now erected One
To be erected in 1918 _____

DO YOU NEED MORE FARM LABOR?			
	Men	Women	Boys
How many?			
When?			
For how long?			
For what work?			
What nationality?			

Remarks: _____

The foregoing statement was made on the 1st day of May A. D. 1918.

Carl Frydenlund
Signature of Assessor.

This return is made to your County Auditor, and by him sent to J. A. O. Preus, State Auditor, State Capitol, St. Paul, Minn.

County Watsonwan Township (City or Village) _____

Name S. A. Pederson Post Office Address Madelia R. F. D. No. 4

Nearest Shipping Point Madelia What Railroads Omaha

Nationality or descent of farmer Norwegian

FARM CROP AND LABOR REPORT

Crop	Acres in 1917	Acres in 1918
Barley	12	
Beans		
Beets		
Buckwheat		
Corn	60	60
Fruit		
Hay	25	25
Oats	40	45
Potatoes		
Rutabagas		
Rye		
Spelts		
Sorghum		
Sugar Beets		
Wheat		12

Stock	Number in 1917	Number in 1918
Hogs	50	60
Horses	10	9
Milch Cows	10	10
Other Cattle	20	20
Poultry	100	75
Sheep		

Silos now erected	
To be erected in 1918	

DO YOU NEED MORE FARM LABOR?			
	Men	Women	Boys
How many?			
When?			
For how long?			
For what work?			
What nationality?			

Remarks: _____

The foregoing statement was made on the 24 day of May A. D. 1918.

Carl J. Jendern
Signature of Assessor.

This return is made to your County Auditor, and by him sent to J. A. O. Preus, State Auditor, State Capitol, St. Paul, Minn.

185
60
45
190

County Watrouan Township (City or Village) _____

Name Anton Janda Post Office Address Hanska R. F. D. No. _____

Nearest Shipping Point Hanska What Railroads mpls + St. L.

Nationality or descent of farmer nor

FARM CROP AND LABOR REPORT

Crop	Acres in 1917	Acres in 1918
Barley		4
Beans		
Beets		
Buckwheat		
Corn	3.5	26
Fruit		
Hay	30	30
Oats	36	3.5
Potatoes		
Rutabagas		
Rye		
Spelts		
Sorghum		
Sugar Beets		
Wheat	30	35

Stock	Number in 1917	Number in 1918
Hogs	38	38
Horses	6	7
Milch Cows	5	4
Other Cattle	11	11
Poultry	60	60
Sheep		

Silos now erected _____
To be erected in 1918 _____

DO YOU NEED MORE FARM LABOR?			
	Men	Women	Boys
How many?	One		
When?	July 1st		
For how long?	6 weeks		
For what work?	Farm work		
What nationality?	Slavonian		

Remarks: _____

The foregoing statement was made on the 28th day of may A. D. 1918.

Carl Frydenlund
Signature of Assessor.

This return is made to your County Auditor, and by him sent to J. A. O. Prens, State Auditor, State Capitol, St. Paul, Minn.

County Watonwan Township (City or Village) _____

Name Johf Bower Post Office Address St James R. F. D. No. 51

Nearest Shipping Point La Salle What Railroads mpls St. L.

Nationality or descent of farmer nor

FARM CROP AND LABOR REPORT

Crop	Acres in 1917	Acres in 1918
Barley		
Beans		
Beets		
Buckwheat		
Corn	75	68
Fruit		
Hay	75	75
Oats	70	75
Potatoes		
Rutabagas		
Rye		
Spelts		
Sorghum		
Sugar Beets		
Wheat		

Stock	Number in 1917	Number in 1918
Hogs	48	32
Horses	8	10
Milch Cows	12	14
Other Cattle	15	20
Poultry	125	125
Sheep		

Silos now erected	
To be erected in 1918	

DO YOU NEED MORE FARM LABOR?			
	Men	Women	Boys
How many?	One		
When?	June 1		
For how long?	3 mo		
For what work?	Farm work		
What nationality?	Skandinavian		

Remarks: _____

The foregoing statement was made on the 28th day of May A. D. 1918.

Earl J. J. J.
Signature of Assessor.

This return is made to your County Auditor, and by him sent to J. A. O. Preus, State Auditor, State Capitol, St. Paul, Minn.

County Watson Township (City or Village) _____

Name J. B. Stephens Post Office Address Madelia R. F. D. No. 4

Nearest Shipping Point Guyon What Railroads Omaha

Nationality or descent of farmer Am

FARM CROP AND LABOR REPORT

Crop	Acres in 1917	Acres in 1918
Barley		
Beans		
Beets		
Buckwheat		
Corn	35	20
Fruit		
Hay	30	30
Oats	30	42
Potatoes		
Rutabagas		
Rye		
Spelts		
Sorghum		
Sugar Beets		
Wheat		

Stock	Number in 1917	Number in 1918
Hogs	50	40
Horses	11	5
Milch Cows	10	10
Other Cattle	3.0	28
Poultry	60	60
Sheep		

Silos now erected	
To be erected in 1918	

DO YOU NEED MORE FARM LABOR?			
	Men	Women	Boys
How many?			
When?			
For how long?			
For what work?			
What nationality?			

Remarks: _____

The foregoing statement was made on the 24 day of May A. D. 1918.

Carl Frydenlund
Signature of Assessor.

This return is made to your County Auditor, and by him sent to J. A. O. Preus, State Auditor, State Capitol, St. Paul, Minn.

County _____ Township (City or Village) _____

Name S. N. Freeman Post Office Address Gogon R. F. D. No. _____

Nearest Shipping Point Gogon What Railroads Omaha

Nationality or descent of farmer Am

FARM CROP AND LABOR REPORT

Crop	Acres in 1917	Acres in 1918
Barley		
Beans		
Beets		
Buckwheat		
Corn	50	40
Fruit		
Hay	55	40
Oats	40	40
Potatoes		
Rutabagas		
Rye		
Spelts		
Sorghum		
Sugar Beets		
Wheat		

Stock	Number in 1917	Number in 1918
Hogs	9	16
Horses	4	4
Milch Cows	2	8
Other Cattle		1
Poultry	24	36
Sheep		

Silos now erected	
To be erected in 1918	

DO YOU NEED MORE FARM LABOR?			
	Men	Women	Boys
How many?			
When?			
For how long?			
For what work?			
What nationality?			

Remarks: _____

The foregoing statement was made on the 2th day of May A. D. 1918.

Carl J. Jendelund
Signature of Assessor.

This return is made to your County Auditor, and by him sent to J. A. O. Preus, State Auditor, State Capitol, St. Paul, Minn.

County Watson Township (City or Village) _____
 Name John Mansaga Post Office Address Grogan R. F. D. No. _____
 Nearest Shipping Point Grogan What Railroads Ovish
 Nationality or descent of farmer not

FARM CROP AND LABOR REPORT

Crop	Acres in 1917	Acres in 1918
Barley		
Beans		
Beets		
Buckwheat		
Corn	100	70
Fruit		
Hay	80	80
Oats	50	60
Potatoes		
Rutabagas		
Rye	10	
Spelts		
Sorghum		
Sugar Beets		
Wheat		12

Stock	Number in 1917	Number in 1918
Hogs	9	9
Horses	4	4
Milch Cows	3	3
Other Cattle	4	17
Poultry	40	45
Sheep		

Silos now erected _____
 To be erected in 1918 _____

DO YOU NEED MORE FARM LABOR?			
	Men	Women	Boys
How many?			
When?			
For how long?			
For what work?			
What nationality?			

Remarks: _____

The foregoing statement was made on the 24 day of May A. D. 1918.

Carl J. Rydland
 Signature of Assessor.

This return is made to your County Auditor, and by him sent to J. A. O. Preus, State Auditor, State Capitol, St. Paul, Minn.

County Watonwan Township (City or Village) _____
 Name D. O'Keefe Post Office Address St. James R. F. D. No. 6
 Nearest Shipping Point St. James What Railroads Omaha
 Nationality or descent of farmer Irish

FARM CROP AND LABOR REPORT

Crop	Acres in 1917	Acres in 1918
Barley		
Beans		
Beets		
Buckwheat		
Corn	55	56
Fruit		
Hay	30	30
Oats	55	38
Potatoes		
Rutabagas		
Rye		
Spelts		
Sorghum		
Sugar Beets		
Wheat		

Stock	Number in 1917	Number in 1918
Hogs	60	24
Horses	9	9
Milch Cows	11	6
Other Cattle	20	26
Poultry	75	90
Sheep	24	22

Silos now erected One
 To be erected in 1918 _____

DO YOU NEED MORE FARM LABOR?			
	Men	Women	Boys
How many?			
When?			
For how long?			
For what work?			
What nationality?			

Remarks: _____

 The foregoing statement was made on the _____ day of _____ A. D. 1918.

 Signature of Assessor.

This return is made to your County Auditor, and by him sent to J. A. O. Preus, State Auditor, State Capitol, St. Paul, Minn.

County Watonwan Township (City or Village) _____

Name Roman Gafke Post Office Address Madeline R. F. D. No. 4

Nearest Shipping Point Grogan What Railroads Omaha

Nationality or descent of farmer _____

FARM CROP AND LABOR REPORT

Crop	Acres in 1917	Acres in 1918
Barley		
Beans		
Beets		
Buckwheat		
Corn	90	75
Fruit		
Hay	45	25
Oats	55	65
Potatoes		
Rutabagas		
Rye		
Spelts		
Sorghum		
Sugar Beets		
Wheat		

Stock	Number in 1917	Number in 1918
Hogs	24	62
Horses	10	9
Milch Cows	10	8
Other Cattle	15	16
Poultry	160	200
Sheep		

Silos now erected _____
 To be erected in 1918 _____

DO YOU NEED MORE FARM LABOR?			
	Men	Women	Boys
How many?	x8	x	
When?	0		
For how long?	0		
For what work?	0		
What nationality?	0		

Remarks: _____

The foregoing statement was made on the 2th day of May A. D. 1918.

Carl Frydenlund
 Signature of Assessor.

This return is made to your County Auditor, and by him sent to J. A. O. Preus, State Auditor, State Capitol, St. Paul, Minn.

County Watson Township (City or Village) _____

Name Garen Post Office Address Madelia R. F. D. No. 4

Nearest Shipping Point Grogan What Railroads Omaha

Nationality or descent of farmer _____

FARM CROP AND LABOR REPORT

Crop	Acres in 1917	Acres in 1918
Barley		
Beans		
Beets		
Buckwheat		
Corn	100	80
Fruit		
Hay	100	100
Oats	45	65
Potatoes		
Rutabagas		
Rye		
Spelts		
Sorghum		
Sugar Beets		
Wheat		

Stock	Number in 1917	Number in 1918
Hogs	16	30
Horses	13	14
Milch Cows	10	11
Other Cattle	30	30
Poultry	100	100
Sheep		

Silos now erected _____
 To be erected in 1918 _____

DO YOU NEED MORE FARM LABOR?			
	Men	Women	Boys
How many?			
When?			
For how long?			
For what work?			
What nationality?			

Remarks: _____

The foregoing statement was made on the 3rd day of May A. D. 1918.

Carl Frydendlund
 Signature of Assessor.

This return is made to your County Auditor, and by him sent to J. A. O. Preus, State Auditor, State Capitol, St. Paul, Minn.

County Watonwan Township (City or Village) _____

Name John H Stewart Post Office Address Madelia R. F. D. No. 4

Nearest Shipping Point La. Salle What Railroads Wya. St. L.

Nationality or descent of farmer _____

FARM CROP AND LABOR REPORT

Crop	Acres in 1917	Acres in 1918
Barley	12	7
Beans		
Beets		
Buckwheat		
Corn	65	66
Fruit		
Hay	120	120
Oats	55	54
Potatoes		
Rutabagas		
Rye	23	33
Spelts		
Sorghum		
Sugar Beets		
Wheat		

Stock	Number in 1917	Number in 1918
Hogs	115	80
Horses	9	8
Milch Cows	10	10
Other Cattle	16	23
Poultry	100	100
Sheep		

Silos now erected	
To be erected in 1918	

DO YOU NEED MORE FARM LABOR?			
	Men	Women	Boys
How many?			
When?			
For how long?			
For what work?			
What nationality?			

Remarks: _____

The foregoing statement was made on the 3rd day of May A. D. 1918.

Carl Snyderland
Signature of Assessor.

This return is made to your County Auditor, and by him sent to J. A. O. Preus, State Auditor, State Capitol, St. Paul, Minn.

113
28
143

County _____ Township (City or Village) _____

Name: Chas Lewis Post Office Address St James R. F. D. No. 5th

Nearest Shipping Point Georgetown What Railroads Omaha

Nationality or descent of farmer _____

FARM CROP AND LABOR REPORT

Crop	Acres in 1917	Acres in 1918
Barley		
Beans		
Beets		
Buckwheat		
Corn	60	50
Fruit		
Hay	33	33
Oats	30	60
Potatoes		
Rutabagas		
Rye		12
Spelts		
Sorghum		
Sugar Beets		
Wheat		

Stock	Number in 1917	Number in 1918
Hogs	28	3
Horses	8	6
Milch Cows	14	14
Other Cattle	14	16
Poultry	70	70
Sheep		

Silos now erected	
To be erected in 1918	

DO YOU NEED MORE FARM LABOR?			
	Men	Women	Boys
How many?			
When?			
For how long?			
For what work?			
What nationality?			

Remarks: _____

The foregoing statement was made on the 3rd day of May A. D. 1918.

Carl J. England
Signature of Assessor.

This return is made to your County Auditor, and by him sent to J. A. O. Preus, State Auditor, State Capitol, St. Paul, Minn.

14
16
0

County Watouwan Township (City or Village) _____

Name John Miller Post Office Address St James R. F. D. No. 3

Nearest Shipping Point La Salle What Railroads mpsl St. L.

Nationality or descent of farmer _____

FARM CROP AND LABOR REPORT

Crop	Acres in 1917	Acres in 1918
Barley		
Beans		
Beets		
Buckwheat		
Corn	1.10	80
Fruit		
Hay	70	7.0
Oats	80	90
Potatoes		
Rutabagas		
Rye	30	30
Spelts		
Sorghum		
Sugar Beets		
Wheat		10

Stock	Number in 1917	Number in 1918
Hogs	90	3
Horses	9	9
Milch Cows	10	10
Other Cattle	25	24
Poultry	80	80
Sheep		

Silos now erected	
To be erected in 1918	

DO YOU NEED MORE FARM LABOR?			
	Men	Women	Boys
How many?			
When?			
For how long?			
For what work?			
What nationality?			

Remarks: _____

The foregoing statement was made on the 3rd day of may A. D. 1918.

Lois Snyderland
Signature of Assessor.

This return is made to your County Auditor, and by him sent to J. A. O. Preus, State Auditor, State Capitol, St. Paul, Minn.

County _____ Township (City or Village) _____

Name Koenig Post Office Address _____ R. F. D. No. _____

Nearest Shipping Point _____ What Railroads _____

Nationality or descent of farmer _____

FARM CROP AND LABOR REPORT

Crop	Acres in 1917	Acres in 1918
Barley		
Beans		
Beets		
Buckwheat		
Corn	45	35
Fruit		
Hay	140	140
Oats	30	50
Potatoes		
Rutabagas		
Rye		
Spelts		
Sorghum		
Sugar Beets		
Wheat		


Stock	Number in 1917	Number in 1918
Hogs	18	12
Horses	8	8
Milch Cows	6	6
Other Cattle	16	12
Poultry	75	25
Sheep		

Silos now erected _____
 To be erected in 1918 _____

DO YOU NEED MORE FARM LABOR?			
	Men	Women	Boys
How many?	one		
When?	haying		
For how long?	6 weeks		
For what work?	Farm		
What nationality?			

Remarks: _____

The foregoing statement was made on the 3rd day of May A. D. 1918.



 Signature of Assessor.

This return is made to your County Auditor, and by him sent to J. A. O. Preus, State Auditor, State Capitol, St. Paul, Minn.

County Watouwan Township (City or Village) _____

Name Olof Monson Post Office Address St. James F. D. No. 5

Nearest Shipping Point Le Salle What Railroads mp & St. L.

Nationality or descent of farmer _____

FARM CROP AND LABOR REPORT

Crop	Acres in 1917	Acres in 1918
Barley	5	5
Beans		
Beets		
Buckwheat		
Corn	45	60
Fruit		
Hay	20	45
Oats	40	60
Potatoes		
Rutabagas		
Rye	5	5
Spelts		
Sorghum		
Sugar Beets		-
Wheat		

Stock	Number in 1917	Number in 1918
Hogs	36	58
Horses	6	6
Milch Cows	9	8
Other Cattle	18	18
Poultry	100	100
Sheep		

Silos now erected One
 To be erected in 1918 _____

DO YOU NEED MORE FARM LABOR?			
	Men	Women	Boys
How many?			
When?			
For how long?			
For what work?			
What nationality?			

Remarks: _____

The foregoing statement was made on the 3rd day of May A. D. 1918.

Loed Jydenlund
 Signature of Assessor.

This return is made to your County Auditor, and by him sent to J. A. O. Preus, State Auditor, State Capitol, St. Paul, Minn.

County Watonwan Township (City or Village) _____

Name Fred Hoffman Post Office Address St. James R. F. D. No. 3

Nearest Shipping Point La. Salle What Railroads Mpls + St. L.

Nationality or descent of farmer _____

FARM CROP AND LABOR REPORT

Crop	Acres in 1917	Acres in 1918
Barley	6	8
Beans		
Beets		
Buckwheat		
Corn	70	110
Fruit		
Hay	100	160
Oats	65	118
Potatoes		
Rutabagas		
Rye		
Spelts		
Sorghum		
Sugar Beets		
Wheat		

Stock	Number in 1917	Number in 1918
Hogs	50	45
Horses	16	14
Milch Cows	14	14
Other Cattle	36	34
Poultry	150	150
Sheep		

Silos now erected	
To be erected in 1918	

DO YOU NEED MORE FARM LABOR?			
	Men	Women	Boys
How many?			
When?			
For how long?			
For what work?			
What nationality?			

Remarks: _____

The foregoing statement was made on the 3rd day of May A. D. 1918.

Carl Frydenlund
Signature of Assessor.

This return is made to your County Auditor, and by him sent to J. A. O. Preus, State Auditor, State Capitol, St. Paul, Minn.

County Wabasha Township (City or Village) _____
 Name John Flatow Sr Post Office Address St. James R. F. D. No. 3
 Nearest Shipping Point Le Salle What Railroads mpls St. L
 Nationality or descent of farmer German

FARM CROP AND LABOR REPORT

Crop	Acres in 1917	Acres in 1918
Barley		
Beans		
Beets		
Buckwheat		
Corn	25	40
Fruit		
Hay	1.25	1.25
Oats	40	40
Potatoes		
Rutabagas		
Rye		
Spelts		
Sorghum		
Sugar Beets		
Wheat	20	24

Stock	Number in 1917	Number in 1918
Hogs	20	25
Horses	7	7
Milch Cows	15	15
Other Cattle	20	22
Poultry	80	90
Sheep		

Silos now erected	
To be erected in 1918	

DO YOU NEED MORE FARM LABOR?			
	Men	Women	Boys
How many?			
When?			
For how long?			
For what work?			
What nationality?			

Remarks: _____

The foregoing statement was made on the 3rd day of May A. D. 1918.

Carl Frydenlund
 Signature of Assessor.

This return is made to your County Auditor, and by him sent to J. A. O. Preus, State Auditor, State Capitol, St. Paul, Minn.

County _____ Township (City or Village) _____

Name Albert Swanson Post Office Address St James R. F. D. No. 5

Nearest Shipping Point Groton What Railroads Omaha

Nationality or descent of farmer Am

FARM CROP AND LABOR REPORT

Crop	Acres in 1917	Acres in 1918
Barley		
Beans		
Beets		
Buckwheat		
Corn	65	65
Fruit		
Hay	10	30
Oats	55	45
Potatoes		
Rutabagas		
Rye		
Spelts		
Sorghum		
Sugar Beets		
Wheat		5

Stock	Number in 1917	Number in 1918
Hogs	15	19
Horses	6	7
Milch Cows	5	9
Other Cattle	3	8
Poultry	70	70
Sheep		

Silos now erected _____
 To be erected in 1918 _____

DO YOU NEED MORE FARM LABOR?			
	Men	Women	Boys
How many?			
When?			
For how long?			
For what work?			
What nationality?			

Remarks: _____

The foregoing statement was made on the 3rd day of May A. D. 1918.

Carl Fydenlund
 Signature of Assessor.

This return is made to your County Auditor, and by him sent to J. A. O. Preus, State Auditor, State Capitol, St. Paul, Minn.

County Watonwan Township (City or Village) _____

Name J. Freeman Post Office Address Grogan R. F. D. No. _____

Nearest Shipping Point Grogan What Railroads Omaha

Nationality or descent of farmer _____

FARM CROP AND LABOR REPORT

Crop	Acres in 1917	Acres in 1918
Barley		
Beans		
Beets		
Buckwheat		
Corn	60	40
Fruit		
Hay	20	20
Oats	25	20
Potatoes		
Rutabagas		
Rye	12	12
Spelts		
Sorghum		
Sugar Beets		
Wheat		

Stock	Number in 1917	Number in 1918
Hogs	16	14
Horses	6	6
Milch Cows	3	6
Other Cattle		9
Poultry	48	48
Sheep		

Silos now erected	
To be erected in 1918	

DO YOU NEED MORE FARM LABOR?			
	Men	Women	Boys
How many?			
When?			
For how long?			
For what work?			
What nationality?			

Remarks: _____

The foregoing statement was made on the 3rd day of May A. D. 1918.

Carl J. Jundt
 Signature of Assessor.

This return is made to your County Auditor, and by him sent to J. A. O. Preus, State Auditor, State Capitol, St. Paul, Minn.

County _____ Township (City or Village) _____

Name Gust Noreen Post Office Address St James R. F. D. No. 5

Nearest Shipping Point La Salle What Railroads Triple + St L.

Nationality or descent of farmer Man

FARM CROP AND LABOR REPORT

Crop	Acres in 1917	Acres in 1918
Barley		
Beans		
Beets		
Buckwheat		
Corn	55	53
Fruit		
Hay	90	90
Oats	75	80
Potatoes		
Rutabagas		
Rye		
Spelts		
Sorghum		
Sugar Beets		
Wheat		13

Stock	Number in 1917	Number in 1918
Hogs	90	80
Horses	10	10
Milch Cows	9	10
Other Cattle	8	20
Poultry		
Sheep		

Silos now erected	
To be erected in 1918	

DO YOU NEED MORE FARM LABOR?			
	Men	Women	Boys
How many?			
When?			
For how long?			
For what work?			
What nationality?			

Remarks: _____

The foregoing statement was made on the 4th day of May A. D. 1918.

Earl J. Jendryak
Signature of Assessor.

This return is made to your County Auditor, and by him sent to J. A. O. Preus, State Auditor, State Capitol, St. Paul, Minn.

County Watonwan Township (City or Village) _____

Name J. H. Sannabend Post Office Address Grogan R. F. D. No. _____

Nearest Shipping Point Grogan What Railroads Omaha

Nationality or descent of farmer German

FARM CROP AND LABOR REPORT

Crop	Acres in 1917	Acres in 1918
Barley		13
Beans		
Beets		
Buckwheat		
Corn		85
Fruit		
Hay		80
Oats		60
Potatoes		
Rutabagas		
Rye		
Spelts		
Sorghum		
Sugar Beets		
Wheat		10

Stock	Number in 1917	Number in 1918
Hogs		6
Horses		8
Milch Cows		18
Other Cattle		4
Poultry		35
Sheep		

Silos now erected	
To be erected in 1918	

DO YOU NEED MORE FARM LABOR?			
	Men	Women	Boys
How many?			
When?			
For how long?			
For what work?			
What nationality?			

Remarks: _____

The foregoing statement was made on the 4 day of May A. D. 1918.

Carl J. Sannabend
Signature of Assessor.

This return is made to your County Auditor, and by him sent to J. A. O. Preus, State Auditor, State Capitol, St. Paul, Minn.

County Wabasha Township (City or Village) _____

Name J. H. Griffith Post Office Address St James R. F. D. No. 5

Nearest Shipping Point St James What Railroads Omaha

Nationality or descent of farmer _____

FARM CROP AND LABOR REPORT

Crop	Acres in 1917	Acres in 1918
Barley		
Beans		
Beets		
Buckwheat		
Corn	45	40
Fruit		
Hay	55	55
Oats	40	40
Potatoes		
Rutabagas		
Rye		
Spelts		
Sorghum		
Sugar Beets		
Wheat		5

Stock	Number in 1917	Number in 1918
Hogs	44	40
Horses	7	7
Milch Cows	18	18
Other Cattle	21	26
Poultry	200	200
Sheep		

Silos now erected	
To be erected in 1918	

DO YOU NEED MORE FARM LABOR?			
	Men	Women	Boys
How many?			
When?			
For how long?			
For what work?			
What nationality?			

Remarks: _____

The foregoing statement was made on the 4th day of May A. D. 1918.

Carl J. Svedlund
Signature of Assessor.

This return is made to your County Auditor, and by him sent to J. A. O. Preus, State Auditor, State Capitol, St. Paul, Minn.

County _____ Township (City or Village) _____

Name Geo W Stiffler Post Office Address _____ R. F. D. No. _____

Nearest Shipping Point _____ What Railroads _____

Nationality or descent of farmer _____

FARM CROP AND LABOR REPORT

Crop	Acres in 1917	Acres in 1918
Barley		
Beans		
Beets		
Buckwheat		
Corn	350	40
Fruit		
Hay	4	60
Oats	30	37
Potatoes		1
Rutabagas		
Rye		
Spelts		
Sorghum		
Sugar Beets		
Wheat		

Stock	Number in 1917	Number in 1918
Hogs	30	18
Horses	8	8
Milch Cows	8	14
Other Cattle		30
Poultry	100	100
Sheep		

Silos now erected	1	
To be erected in 1918		

DO YOU NEED MORE FARM LABOR?			
	Men	Women	Boys
How many?			
When?			
For how long?			
For what work?			
What nationality?			

Remarks: _____

The foregoing statement was made on the Near day of H A. D. 1918.

Geo W Stiffler
Signature of Assessor.

This return is made to your County Auditor, and by him sent to J. A. O. Preus, State Auditor, State Capitol, St. Paul, Minn.

County _____ Township (City or Village) _____

Name Carl Dofken Post Office Address St James R. F. D. No. 5

Nearest Shipping Point St James What Railroads Omaha

Nationality or descent of farmer Am

FARM CROP AND LABOR REPORT

Crop	Acres in 1917	Acres in 1918
Barley		
Beans		
Beets		
Buckwheat		
Corn	85	95
Fruit		
Hay	50	40
Oats	30	40
Potatoes		
Rutabagas		
Rye		
Spelts		
Sorghum		
Sugar Beets		
Wheat		

Stock	Number in 1917	Number in 1918
Hogs	3	6
Horses	6	6
Milch Cows	10	7
Other Cattle	15	16
Poultry	65	65
Sheep		

Silos now erected	
To be erected in 1918	

DO YOU NEED MORE FARM LABOR?			
	Men	Women	Boys
How many?			
When?			
For how long?			
For what work?			
What nationality?			

Remarks: _____

The foregoing statement was made on the 4th day of May A. D. 1918.

Carl Lydenlund
Signature of Assessor.

This return is made to your County Auditor, and by him sent to J. A. O. Preus, State Auditor, State Capitol, St. Paul, Minn.

County _____ Township (City or Village) _____

Name E. M. Bocoek Post Office Address St James R. F. D. No. 3

Nearest Shipping Point Grogan What Railroads Omaha

Nationality or descent of farmer Am

FARM CROP AND LABOR REPORT

Crop	Acres in 1917	Acres in 1918
Barley		
Beans		
Beets		
Buckwheat		
Corn	60	55
Fruit		
Hay	70	95
Oats	85	65
Potatoes		
Rutabagas		
Rye	13	10
Spelts		
Sorghum		
Sugar Beets		
Wheat		

Stock	Number in 1917	Number in 1918
Hogs	39	30
Horses	7	7
Milch Cows	1	4
Other Cattle	1	11
Poultry	50	25
Sheep		

Silos now erected	
To be erected in 1918	

DO YOU NEED MORE FARM LABOR?			
	Men	Women	Boys
How many?			
When?			
For how long?			
For what work?			
What nationality?			

Remarks: _____

The foregoing statement was made on the 4th day of May A. D. 1918.

Carl Sydenhmed
Signature of Assessor.

This return is made to your County Auditor, and by him sent to J. A. O. Preus, State Auditor, State Capitol, St. Paul, Minn.

County _____ Township (City or Village) _____

Name John Feidler Post Office Address St James R. F. D. No. 5

Nearest Shipping Point La Salle What Railroads Wyle St L.

Nationality or descent of farmer Ger

FARM CROP AND LABOR REPORT

Crop	Acres in 1917	Acres in 1918
Barley		
Beans		
Beets		
Buckwheat		
Corn	70	45
Fruit		
Hay	100	100
Oats	70	92
Potatoes		
Rutabagas		
Rye	25	
Spelts		
Sorghum		
Sugar Beets		
Wheat		

Stock	Number in 1917	Number in 1918
Hogs	35	36
Horses	8	8
Milch Cows	16	10
Other Cattle	14	14
Poultry	100	125
Sheep		

Silos now erected	
To be erected in 1918	

DO YOU NEED MORE FARM LABOR?			
	Men	Women	Boys
How many?			
When?			
For how long?			
For what work?			
What nationality?			

Remarks: _____

$$\begin{array}{r} 39 \\ 133 \\ \hline 174 \end{array}$$

The foregoing statement was made on the 4th day of May A. D. 1918.

Carl Juydland
 Signature of Assessor.

This return is made to your County Auditor, and by him sent to J. A. O. Preus, State Auditor, State Capitol, St. Paul, Minn.

County _____ Township (City or Village) _____

Name Ira R. Walston Post Office Address St James R. F. D. No. 5

Nearest Shipping Point St James What Railroads Omaha

Nationality or descent of farmer Am

FARM CROP AND LABOR REPORT

Crop	Acres in 1917	Acres in 1918
Barley		10
Beans		
Beets		
Buckwheat		
Corn	45	43
Fruit		
Hay	65	65
Oats	50	50
Potatoes		
Rutabagas		
Rye		10
Spelts		
Sorghum		
Sugar Beets		
Wheat		

Stock	Number in 1917	Number in 1918
Hogs	29	36
Horses	8	7
Milch Cows	5	6
Other Cattle	15	18
Poultry	25	25
Sheep		

Silos now erected	
To be erected in 1918	

DO YOU NEED MORE FARM LABOR?			
	Men	Women	Boys
How many?			
When?			
For how long?			
For what work?			
What nationality?			

Remarks: _____

The foregoing statement was made on the 4th day of May A. D. 1918.

Carl Fjeldlund
Signature of Assessor.

This return is made to your County Auditor, and by him sent to J. A. O. Preus, State Auditor, State Capitol, St. Paul, Minn.

County Watsonwan Township (City or Village) _____

Name Helen Dem Post Office Address St James R. F. D. No. 5

Nearest Shipping Point St James What Railroads Omaha

Nationality or descent of farmer _____

FARM CROP AND LABOR REPORT

Crop	Acres in 1917	Acres in 1918
Barley		
Beans		
Beets		
Buckwheat		
Corn	50	50
Fruit		
Hay	60	60
Oats	55	50
Potatoes		
Rutabagas		
Rye		
Spelts		
Sorghum		
Sugar Beets		
Wheat		

Stock	Number in 1917	Number in 1918
Hogs	45	45
Horses	7	7
Milch Cows	12	12
Other Cattle	18	18
Poultry	100	100
Sheep		

Silos now erected	
To be erected in 1918	

DO YOU NEED MORE FARM LABOR?			
	Men	Women	Boys
How many?			
When?			
For how long?			
For what work?			
What nationality?			

Remarks: _____

The foregoing statement was made on the 10th day of May A. D. 1918.

Carl Frydendal
Signature of Assessor.

This return is made to your County Auditor, and by him sent to J. A. O. Preus, State Auditor, State Capitol, St. Paul, Minn.

County Watonwan Township (City or Village) _____

Name A. J. Lundstrom Post Office Address St. James R. F. D. No. 3

Nearest Shipping Point Lg. Lake What Railroads mpls St. L.

Nationality or descent of farmer Scandinavian

FARM CROP AND LABOR REPORT

Crop	Acres in 1917	Acres in 1918
Barley		
Beans		
Beets		
Buckwheat		
Corn	25	17
Fruit		
Hay	39	35
Oats	42	35
Potatoes		
Rutabagas		
Rye		
Spelts		
Sorghum		
Sugar Beets		
Wheat		

Stock	Number in 1917	Number in 1918
Hogs	14	20
Horses	5	5
Milch Cows	10	10
Other Cattle	8	10
Poultry	100	100
Sheep		

Silos now erected	
To be erected in 1918	

DO YOU NEED MORE FARM LABOR?			
	Men	Women	Boys
How many?			
When?			
For how long?			
For what work?			
What nationality?			

Remarks: _____

The foregoing statement was made on the 10th day of May A. D. 1918.

Carl J. [Signature]
Signature of Assessor.

This return is made to your County Auditor, and by him sent to J. A. O. Preus, State Auditor, State Capitol, St. Paul, Minn.

County Watonwan Township (City or Village) _____

Name Carl Waring Post Office Address St James R. F. D. No. 5

Nearest Shipping Point Le Sale What Railroads mpls St L.

Nationality or descent of farmer Scandinavian

FARM CROP AND LABOR REPORT

Crop	Acres in 1917	Acres in 1918
Barley		
Beans		
Beets		
Buckwheat		
Corn	35	3.0
Fruit		
Hay	65	65
Oats	44	41
Potatoes		
Rutabagas		
Rye		
Spelts		
Sorghum		
Sugar Beets		
Wheat	6	15

Stock	Number in 1917	Number in 1918
Hogs	32	37
Horses	6	6
Milch Cows	9	9
Other Cattle	10	10
Poultry	100	100
Sheep		

Silos now erected _____
To be erected in 1918 _____

DO YOU NEED MORE FARM LABOR?			
	Men	Women	Boys
How many?			
When?			
For how long?			
For what work?			
What nationality?			

Remarks: _____

The foregoing statement was made on the 10 day of May A. D. 1918.

Carl Frydendal
Signature of Assessor.

This return is made to your County Auditor, and by him sent to J. A. O. Preus, State Auditor, State Capitol, St. Paul, Minn.

County Waterman Township (City or Village) _____

Name Hans Gjivik Post Office Address Madelga R. F. D. No. 3

Nearest Shipping Point La Salle What Railroads mp & St L

Nationality or descent of farmer Norwegian

FARM CROP AND LABOR REPORT

Crop	Acres in 1917	Acres in 1918
Barley		3
Beans		
Beets		
Buckwheat		
Corn	30	30
Fruit		
Hay	40	40
Oats	30	20
Potatoes		
Rutabagas		
Rye	8	11
Spelts		
Sorghum		
Sugar Beets		
Wheat		9

Stock	Number in 1917	Number in 1918
Hogs	38	45
Horses	5	5
Milch Cows	8	8
Other Cattle		
Poultry	60	60
Sheep		

Silos now erected	
To be erected in 1918	

DO YOU NEED MORE FARM LABOR?			
	Men	Women	Boys
How many?			
When?			
For how long?			
For what work?			
What nationality?			

Remarks: _____

The foregoing statement was made on the 10th day of May A. D. 1918.

Carl Sydland
Signature of Assessor.

This return is made to your County Auditor, and by him sent to J. A. O. Preus, State Auditor, State Capitol, St. Paul, Minn.

County _____ Township (City or Village) _____

Name Schaubach Bros Post Office Address Madeline R. F. D. No. 3

Nearest Shipping Point La Salle What Railroads mp & St L

Nationality or descent of farmer _____

FARM CROP AND LABOR REPORT

Crop	Acres in 1917	Acres in 1918
Barley		
Beans		
Beets		
Buckwheat		
Corn	35	40
Fruit		
Hay	1210	10
Oats	40	35
Potatoes		
Rutabagas		
Rye		
Spelts		
Sorghum		
Sugar Beets		
Wheat		

Stock	Number in 1917	Number in 1918
Hogs	30	50
Horses	8	8
Milch Cows	11	11
Other Cattle	22	20
Poultry	125	125
Sheep	12	

Silos now erected	
To be erected in 1918	

DO YOU NEED MORE FARM LABOR?			
	Men	Women	Boys
How many?			
When?			
For how long?			
For what work?			
What nationality?			

Remarks: _____

The foregoing statement was made on the 10th day of May A. D. 1918.

Earl Hyslop
Signature of Assessor.

This return is made to your County Auditor, and by him sent to J. A. O. Preus, State Auditor, State Capitol, St. Paul, Minn.

County _____ Township (City or Village) _____

Name G. H. Youngquist Post Office Address Madelia R. F. D. No. 3

Nearest Shipping Point Le Sueur What Railroads mp & St. L.

Nationality or descent of farmer Swan

FARM CROP AND LABOR REPORT

Crop	Acres in 1917	Acres in 1918
Barley		
Beans		
Beets		
Buckwheat		
Corn	40	30
Fruit		
Hay	80	80
Oats	20	20
Potatoes		
Rutabagas		
Rye		
Spelts		
Sorghum		
Sugar Beets		
Wheat	20	30

Stock	Number in 1917	Number in 1918
Hogs	40	30
Horses	4	4
Milch Cows	8	10
Other Cattle	15	16
Poultry	100	100
Sheep		

Silos now erected	
To be erected in 1918	

DO YOU NEED MORE FARM LABOR?			
	Men	Women	Boys
How many?			
When?			
For how long?			
For what work?			
What nationality?			

Remarks: _____

The foregoing statement was made on the 10th day of May A. D. 1918.

Carl J. J. J.
Signature of Assessor.

This return is made to your County Auditor, and by him sent to J. A. O. Preus, State Auditor, State Capitol, St. Paul, Minn.

County _____ Township (City or Village) _____

Name Nels A. Berlin Post Office Address La Salle R. F. D. No. _____

Nearest Shipping Point La Salle What Railroads mpls St. L.

Nationality or descent of farmer _____

FARM CROP AND LABOR REPORT

Crop	Acres in 1917	Acres in 1918
Barley		4
Beans		
Beets		
Buckwheat		
Corn	60	55
Fruit		
Hay	90	90
Oats	50	50
Potatoes		
Rutabagas		
Rye	20	35
Spelts		
Sorghum		
Sugar Beets		
Wheat	10	30

Stock	Number in 1917	Number in 1918
Hogs	66	62
Horses	10	10
Milch Cows	11	11
Other Cattle	10	13
Poultry	100	100
Sheep		

Silos now erected	
To be erected in 1918	

DO YOU NEED MORE FARM LABOR?			
	Men	Women	Boys
How many?			
When?			
For how long?			
For what work?			
What nationality?			

Remarks: _____

The foregoing statement was made on the 10th day of May A. D. 1918.

Carl J. Jendryak
Signature of Assessor.

This return is made to your County Auditor, and by him sent to J. A. O. Preus, State Auditor, State Capitol, St. Paul, Minn.

County _____ Township (City or Village) _____

Name H. W. Ludwickson Post Office Address St James R. F. D. No. 3

Nearest Shipping Point La Salle What Railroads mple St. L.

Nationality or descent of farmer _____

FARM CROP AND LABOR REPORT

Crop	Acres in 1917	Acres in 1918
Barley		
Beans		
Beets		
Buckwheat		
Corn	40	52
Fruit		
Hay	40	40
Oats	27	38
Potatoes		
Rutabagas		
Rye	6	6
Spelts		
Sorghum		
Sugar Beets		
Wheat		

Stock	Number in 1917	Number in 1918
Hogs	15	26
Horses	6	7
Milk Cows	7	9
Other Cattle	8	12
Poultry	50	50
Sheep		

Silos now erected	X
To be erected in 1918	

DO YOU NEED MORE FARM LABOR?			
	Men	Women	Boys
How many?			
When?			
For how long?			
For what work?			
What nationality?			

Remarks: _____

The foregoing statement was made on the 10th day of May A. D. 1918.

Carl Frydendlund
Signature of Assessor.

This return is made to your County Auditor, and by him sent to J. A. O. Preus, State Auditor, State Capitol, St. Paul, Minn.

County Watouwan Township (City or Village) _____

Name Henry Bering Post Office Address Madelia R. F. D. No. 3

Nearest Shipping Point Madelia What Railroads Omaha

Nationality or descent of farmer not

FARM CROP AND LABOR REPORT

Crop	Acres in 1917	Acres in 1918
Barley		
Beans		
Beets		
Buckwheat		
Corn	9	9
Fruit		
Hay	20	20
Oats		
Potatoes		
Rutabagas		
Rye		
Spelts		
Sorghum		
Sugar Beets		
Wheat	10	10

Stock	Number in 1917	Number in 1918
Hogs		
Horses		
Milch Cows		
Other Cattle		
Poultry		
Sheep		

Silos now erected	
To be erected in 1918	

DO YOU NEED MORE FARM LABOR?			
	Men	Women	Boys
How many?			
When?			
For how long?			
For what work?			
What nationality?			

Remarks: _____

The foregoing statement was made on the 17th day of May A. D. 1918.

Leard Frydland
Signature of Assessor.

This return is made to your County Auditor, and by him sent to J. A. O. Preus, State Auditor, State Capitol, St. Paul, Minn.

County Waterman Township (City or Village) _____

Name Carl Huseeth Post Office Address Madelia R. F. D. No. 3

Nearest Shipping Point Madelia What Railroads Omaha

Nationality or descent of farmer Nor

FARM CROP AND LABOR REPORT

Crop	Acres in 1917	Acres in 1918
Barley		
Beans		
Beets		
Buckwheat		
Corn	30	30
Fruit		
Hay	70	70
Oats	20	20
Potatoes		
Rutabagas		
Rye	7	11
Spelts		
Sorghum		
Sugar Beets		
Wheat	15	16

Stock	Number in 1917	Number in 1918
Hogs		
Horses		
Milch Cows		
Other Cattle		
Poultry		
Sheep		

Silos now erected	
To be erected in 1918	

DO YOU NEED MORE FARM LABOR?			
	Men	Women	Boys
How many?			
When?			
For how long?			
For what work?			
What nationality?			

Remarks: _____

The foregoing statement was made on the 17th day of May A. D. 1918.

Carl Huseeth
Signature of Assessor.

This return is made to your County Auditor, and by him sent to J. A. O. Preus, State Auditor, State Capitol, St. Paul, Minn.

County Watson Township (City or Village) _____

Name R. F. W. Anderson Post Office Address _____ R. F. D. No. _____

Nearest Shipping Point _____ What Railroads _____

Nationality or descent of farmer _____

FARM CROP AND LABOR REPORT

Crop	Acres in 1917	Acres in 1918
Barley		
Beans		
Beets		
Buckwheat		
Corn	38	38
Fruit		
Hay	50	50
Oats	42	40
Potatoes		
Rutabagas		
Rye		9
Spelts		
Sorghum		
Sugar Beets		
Wheat	9	5

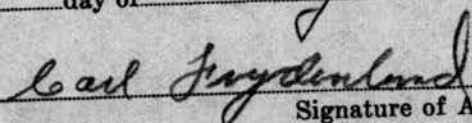
Stock	Number in 1917	Number in 1918
Hogs	48	35
Horses	8	8
Milch Cows	13	13
Other Cattle	11	11
Poultry	160	160
Sheep		

Silos now erected	
To be erected in 1918	

DO YOU NEED MORE FARM LABOR?			
	Men	Women	Boys
How many?			
When?			
For how long?			
For what work?			
What nationality?			

Remarks: _____

The foregoing statement was made on the 11th day of May A. D. 1918.



 Signature of Assessor.

This return is made to your County Auditor, and by him sent to J. A. O. Preus, State Auditor, State Capitol, St. Paul, Minn.

County _____ Township (City or Village) _____

Name J. W. Jarvis Post Office Address Madelia R. F. D. No. 3

Nearest Shipping Point Madelia What Railroads Omaha

Nationality or descent of farmer Am

FARM CROP AND LABOR REPORT

Crop	Acres in 1917	Acres in 1918
Barley		
Beans		
Beets		
Buckwheat		
Corn	70	35
Fruit		
Hay	20	20
Oats	55	70
Potatoes		
Rutabagas		
Rye		
Spelts		
Sorghum		
Sugar Beets		
Wheat		12½

Stock	Number in 1917	Number in 1918
Hogs	26	20
Horses	6	6
Milch Cows	6	5
Other Cattle	5	5
Poultry	40	40
Sheep		

Silos now erected	
To be erected in 1918	

DO YOU NEED MORE FARM LABOR?			
	Men	Women	Boys
How many?			
When?			
For how long?			
For what work?			
What nationality?			

Remarks: _____

The foregoing statement was made on the 17th day of May A. D. 1918.

Carl Frydendal
Signature of Assessor.

This return is made to your County Auditor, and by him sent to J. A. O. Preus, State Auditor, State Capitol, St. Paul, Minn.

County _____ Township (City or Village) _____

Name D. P. Jacobs Post Office Address Madelia R. F. D. No. _____

Nearest Shipping Point Madelia What Railroads Amsha

Nationality or descent of farmer Am

FARM CROP AND LABOR REPORT

Crop	Acres in 1917	Acres in 1918
Barley		
Beans		
Beets		
Buckwheat		
Corn	40	18
Fruit		
Hay	20	28
Oats	18	22
Potatoes		
Rutabagas		
Rye		
Spelts		
Sorghum		
Sugar Beets		
Wheat		8

Stock	Number in 1917	Number in 1918
Hogs	11	22
Horses	4	4
Milch Cows	2	2
Other Cattle	5	5
Poultry	40	40
Sheep		

Silos now erected	
To be erected in 1918	

DO YOU NEED MORE FARM LABOR?			
	Men	Women	Boys
How many?			
When?			
For how long?			
For what work?			
What nationality?			

Remarks: _____

The foregoing statement was made on the 17 day of May A. D. 1918.

Carl J. [Signature]
Signature of Assessor.

This return is made to your County Auditor, and by him sent to J. A. O. Preus, State Auditor, State Capitol, St. Paul, Minn.

County Watonwan Township (City or Village) _____

Name J. E. Wiborg Post Office Address Madelia R. F. D. No. 3

Nearest Shipping Point La Salle What Railroads mpls & L.

Nationality or descent of farmer _____

FARM CROP AND LABOR REPORT

Crop	Acres in 1917	Acres in 1918
Barley	5	9
Beans		
Beets		
Buckwheat		
Corn	46	56
Fruit		
Hay	100	65
Oats	30	43
Potatoes		
Rutabagas		
Rye	23	26
Spelts		
Sorghum		
Sugar Beets		
Wheat		

Stock	Number in 1917	Number in 1918
Hogs	60	65
Horses	9	9
Milch Cows	12	9
Other Cattle	20	17
Poultry	70	50
Sheep		

Silos now erected	X
To be erected in 1918	

DO YOU NEED MORE FARM LABOR?			
	Men	Women	Boys
How many?			
When?			
For how long?			
For what work?			
What nationality?			

Remarks: _____

The foregoing statement was made on the 11th day of May A. D. 1918.

Carl J. Rydman
Signature of Assessor.

This return is made to your County Auditor, and by him sent to J. A. O. Preus, State Auditor, State Capitol, St. Paul, Minn.

County _____ Township (City or Village) _____

Name Geo. B. Wassmer Post Office Address La Salle R. F. D. No. _____

Nearest Shipping Point La Salle What Railroads mpls St L.

Nationality or descent of farmer _____

FARM CROP AND LABOR REPORT

Crop	Acres in 1917	Acres in 1918
Barley		8
Beans		
Beets		
Buckwheat		
Corn	78	70
Fruit		
Hay	80	80
Oats	55	55
Potatoes		
Rutabagas		
Rye	15	14
Spelts		
Sorghum		
Sugar Beets		
Wheat	10	21

Stock	Number in 1917	Number in 1918
Hogs	71	73
Horses	9	10
Milch Cows	12	12
Other Cattle	15	26
Poultry	110	110
Sheep		

Silos now erected	
To be erected in 1918	

DO YOU NEED MORE FARM LABOR?			
	Men	Women	Boys
How many?			
When?			
For how long?			
For what work?			
What nationality?			

Remarks: _____

The foregoing statement was made on the 11 day of May A. D. 1918.

Carl J. Rydenlund
Signature of Assessor.

This return is made to your County Auditor, and by him sent to J. A. O. Preus, State Auditor, State Capitol, St. Paul, Minn.

County _____ Township (City or Village) _____

Name Shelburn & Harness Post Office Address _____ R. F. D. No. _____

Nearest Shipping Point _____ What Railroads _____

Nationality or descent of farmer _____

FARM CROP AND LABOR REPORT

Crop	Acres in 1917	Acres in 1918
Barley	30	
Beans		
Beets		
Buckwheat		
Corn	80	46
Fruit		
Hay	40	40
Oats	56	76
Potatoes		
Rutabagas		
Rye	12	28
Spelts		
Sorghum		
Sugar Beets		
Wheat		11

Stock	Number in 1917	Number in 1918
Hogs	6	33
Horses	6	6
Milch Cows	1	1
Other Cattle		
Poultry	75	75
Sheep		

Silos now erected	
To be erected in 1918	

DO YOU NEED MORE FARM LABOR?			
	Men	Women	Boys
How many?			
When?			
For how long?			
For what work?			
What nationality?			

1175
105

73
25
105

Remarks: _____

The foregoing statement was made on the 11th day of May A. D. 1918.

Leah Frydenlund
Signature of Assessor.

This return is made to your County Auditor, and by him sent to J. A. O. Preus, State Auditor, State Capitol, St. Paul, Minn.

County _____ Township (City or Village) _____

Name John E. Hetta Post Office Address _____ R. F. D. No. _____

Nearest Shipping Point _____ What Railroads _____

Nationality or descent of farmer _____

FARM CROP AND LABOR REPORT

Crop	Acres in 1917	Acres in 1918
Barley		
Beans		
Beets		
Buckwheat		
Corn	25	30
Fruit		
Hay	38	38
Oats	34	30
Potatoes		
Rutabagas		
Rye		
Spelts		
Sorghum		
Sugar Beets		
Wheat		5

Stock	Number in 1917	Number in 1918
Hogs	21	38
Horses	6	6
Milch Cows	12	15
Other Cattle	8	8
Poultry	150	150
Sheep		

Silos now erected	One	
To be erected in 1918		

DO YOU NEED MORE FARM LABOR?			
	Men	Women	Boys
How many?			
When?			
For how long?			
For what work?			
What nationality?			

Remarks: _____

The foregoing statement was made on the 23rd day of May A. D. 1918.

Carl J. Jendryak
Signature of Assessor.

This return is made to your County Auditor, and by him sent to J. A. O. Preus, State Auditor, State Capitol, St. Paul, Minn.

County _____ Township (City or Village) _____

Name Chas. Sifford Post Office Address La Salle R. F. D. No. _____

Nearest Shipping Point _____ What Railroads M. & St. L.

Nationality or descent of farmer _____

FARM CROP AND LABOR REPORT

Crop	Acres in 1917	Acres in 1918
Barley		1.2
Beans		
Beets		
Buckwheat		
Corn	55	65
Fruit		
Hay	40	40
Oats	50	52
Potatoes		
Rutabagas		
Rye		
Spelts		
Sorghum		
Sugar Beets		
Wheat		

Stock	Number in 1917	Number in 1918
Hogs	52	39
Horses	9	8
Milch Cows	10	10
Other Cattle	9	9
Poultry	200	150
Sheep		

Silos now erected _____
 To be erected in 1918 _____

DO YOU NEED MORE FARM LABOR?			
	Men	Women	Boys
How many?	2		
When?	Stacking		
For how long?	two weeks		
For what work?	Farm work		
What nationality?			

Remarks: _____

The foregoing statement was made on the 23 day of May A. D. 1918.

Le ad J. J. J. J. J.
Signature of Assessor.

This return is made to your County Auditor, and by him sent to J. A. O. Preus, State Auditor, State Capitol, St. Paul, Minn.

County _____ Township (City or Village) _____

Name Gary Jacobson Post Office Address Madelia R. F. D. No. 3

Nearest Shipping Point Madelia What Railroads _____

Nationality or descent of farmer _____

FARM CROP AND LABOR REPORT

Crop	Acres in 1917	Acres in 1918
Barley	10	8 1/2
Beans		
Beets		
Buckwheat		
Corn	46	32
Fruit		
Hay	1.75	1.75
Oats	48	34
Potatoes		
Rutabagas		
Rye		
Spelts		
Sorghum		
Sugar Beets		
Wheat	10 1/2	42

114 116

Stock	Number in 1917	Number in 1918
Hogs	45	41
Horses	7	8
Milch Cows	11	11
Other Cattle	9	19
Poultry	200	200
Sheep		

Silos now erected _____
To be erected in 1918 _____

DO YOU NEED MORE FARM LABOR?			
	Men	Women	Boys
How many?			
When?			
For how long?			
For what work?			
What nationality?			

Remarks: _____

The foregoing statement was made on the 23 day of May A. D. 1918.

Carl J. Lund
Signature of Assessor.

This return is made to your County Auditor, and by him sent to J. A. O. Preus, State Auditor, State Capitol, St. Paul, Minn.

County _____ Township (City or Village) _____

Name Knud Olson Post Office Address St James R. F. D. No. 5

Nearest Shipping Point La Salle What Railroads mpk St J.

Nationality or descent of farmer Swedish

FARM CROP AND LABOR REPORT

Crop	Acres in 1917	Acres in 1918
Barley		
Beans		
Beets		
Buckwheat		
Corn	45	40
Fruit		
Hay	60	60
Oats	35	35
Potatoes		
Rutabagas		
Rye		
Spelts		
Sorghum		
Sugar Beets		
Wheat	25	35

Stock	Number in 1917	Number in 1918
Hogs	48	68
Horses	6	6
Milch Cows	12	12
Other Cattle	12	14
Poultry	75	75
Sheep		

Silos now erected _____
 To be erected in 1918 _____

DO YOU NEED MORE FARM LABOR?			
	Men	Women	Boys
How many?			
When?			
For how long?			
For what work?			
What nationality?			

Remarks: _____

The foregoing statement was made on the 25th day of May A. D. 1918.

Carl Frydenlund
 Signature of Assessor.

This return is made to your County Auditor, and by him sent to J. A. O. Preus, State Auditor, State Capitol, St. Paul, Minn.

County Watonwan Township (City or Village) _____

Name August Nelson Post Office Address St James R. F. D. No. 5

Nearest Shipping Point St. James What Railroads _____

Nationality or descent of farmer _____

FARM CROP AND LABOR REPORT

Crop	Acres in 1917	Acres in 1918
Barley		
Beans		
Beets		
Buckwheat		
Corn	6.5	7.0
Fruit		
Hay	9.0	9.0
Oats	7.0	8.0
Potatoes		
Rutabagas		
Rye		
Spelts		
Sorghum		
Sugar Beets		
Wheat	22.5	24.0

Stock	Number in 1917	Number in 1918
Hogs	33	8
Horses	12	12
Milch Cows	18	18
Other Cattle	19	7
Poultry	75	75
Sheep		

Silos now erected _____
 To be erected in 1918 _____

DO YOU NEED MORE FARM LABOR?			
	Men	Women	Boys
How many?			
When?			
For how long?			
For what work?			
What nationality?			

Remarks: _____

The foregoing statement was made on the 25th day of May A. D. 1918.

Carl Spindler
 Signature of Assessor.

This return is made to your County Auditor, and by him sent to J. A. O. Preus, State Auditor, State Capitol, St. Paul, Minn.

County _____ Township (City or Village) _____

Name John E. Nelson Post Office Address St James R. F. D. No. 5

Nearest Shipping Point _____ What Railroads _____

Nationality or descent of farmer _____

FARM CROP AND LABOR REPORT

Crop	Acres in 1917	Acres in 1918
Barley		4
Beans		
Beets		
Buckwheat		
Corn	30	32
Fruit		
Hay	10	10
Oats	12	10
Potatoes		
Rutabagas		
Rye		
Spelts		
Sorghum		
Sugar Beets		
Wheat	4	7

Stock	Number in 1917	Number in 1918
Hogs	40	55
Horses	5	4
Milch Cows	6	6
Other Cattle	10	14
Poultry	50	50
Sheep		

Silos now erected	
To be erected in 1918	

DO YOU NEED MORE FARM LABOR?			
	Men	Women	Boys
How many?			
When?			
For how long?			
For what work?			
What nationality?			

Remarks: _____

The foregoing statement was made on the 25th day of May A. D. 1918.

Earl J. [Signature]
Signature of Assessor.

This return is made to your County Auditor, and by him sent to J. A. O. Preus, State Auditor, State Capitol, St. Paul, Minn.

County _____ Township (City or Village) _____

Name John Anderson Post Office Address St. James R. F. D. No. 5

Nearest Shipping Point La Salle What Railroads _____

Nationality or descent of farmer Swede

FARM CROP AND LABOR REPORT

Crop	Acres in 1917	Acres in 1918
Barley	4	15
Beans		
Beets		
Buckwheat		
Corn	70	50
Fruit		
Hay	60	60
Oats	40	40
Potatoes		
Rutabagas		
Rye		
Spelts		
Sorghum		
Sugar Beets		
Wheat	15	38

Stock	Number in 1917	Number in 1918
Hogs	90	15
Horses	9	9
Milch Cows	14	12
Other Cattle	6	6
Poultry	50	50
Sheep		

Silos now erected	
To be erected in 1918	

DO YOU NEED MORE FARM LABOR?			
	Men	Women	Boys
How many?	One		
When?	July		
For how long?	4 mos		
For what work?			
What nationality?			

Remarks: _____

The foregoing statement was made on the 25th day of May A. D. 1918.

Loiel Frydenlund
Signature of Assessor.

This return is made to your County Auditor, and by him sent to J. A. O. Preus, State Auditor, State Capitol, St. Paul, Minn.

County _____ Township (City or Village) _____

Name Jagi Olland Post Office Address St. James R. F. D. No. 5

Nearest Shipping Point La Salle What Railroads _____

Nationality or descent of farmer _____

FARM CROP AND LABOR REPORT

Crop	Acres in 1917	Acres in 1918
Barley		
Beans		
Beets		
Buckwheat		
Corn	56	55
Fruit		
Hay	60	60
Oats	32	58
Potatoes		
Rutabagas		
Rye		
Spelts		
Sorghum		
Sugar Beets		
Wheat	12	10 1/2

Stock	Number in 1917	Number in 1918
Hogs	32	27
Horses	8	8
Milch Cows	11	9
Other Cattle	14	14
Poultry	100	100
Sheep		

Silos now erected	<u>One</u>
To be erected in 1918	

DO YOU NEED MORE FARM LABOR?			
	Men	Women	Boys
How many?			
When?			
For how long?			
For what work?			
What nationality?			

Remarks: _____

The foregoing statement was made on the 25th day of May A. D. 1918.

Carl J. Sundersland
Signature of Assessor.

This return is made to your County Auditor, and by him sent to J. A. O. Preus, State Auditor, State Capitol, St. Paul, Minn.

County _____ Township (City or Village) _____

Name Axel Nelson Post Office Address St James R. F. D. No. 5

Nearest Shipping Point La Salle What Railroads mpls St. L.

Nationality or descent of farmer _____

FARM CROP AND LABOR REPORT

Crop	Acres in 1917	Acres in 1918
Barley	7	10
Beans		
Beets		
Buckwheat		
Corn	18	27
Fruit		
Hay	20	20
Oats	18	18
Potatoes	0	0
Rutabagas	0	0
Rye	0	0
Spelts	0	0
Sorghum	0	0
Sugar Beets	0	
Wheat		

Stock	Number in 1917	Number in 1918
Hogs	70	16
Horses	6	6
Milch Cows	7	6
Other Cattle	11	10
Poultry	125	125
Sheep		

Silos now erected	<u> One </u>
To be erected in 1918	

DO YOU NEED MORE FARM LABOR?			
	Men	Women	Boys
How many?			
When?			
For how long?			
For what work?			
What nationality?			

Remarks: _____

The foregoing statement was made on the 25th day of May A. D. 1918.

Carl Lydenlund
Signature of Assessor.

This return is made to your County Auditor, and by him sent to J. A. O. Preus, State Auditor, State Capitol, St. Paul, Minn.

County _____ Township (City or Village) _____

Name Earnest Nelson Post Office Address St James R. F. D. No. 5

Nearest Shipping Point La Salle What Railroads mpls St L.

Nationality or descent of farmer Swede

FARM CROP AND LABOR REPORT

Crop	Acres in 1917	Acres in 1918
Barley		
Beans		
Beets		
Buckwheat		
Corn		54
Fruit		
Hay		50
Oats	35	35
Potatoes		
Rutabagas		
Rye		
Spelts		
Sorghum		
Sugar Beets		
Wheat		

Stock	Number in 1917	Number in 1918
Hogs		
Horses		
Milch Cows		
Other Cattle		
Poultry		
Sheep		

Silos now erected	
To be erected in 1918	

DO YOU NEED MORE FARM LABOR?			
	Men	Women	Boys
How many?			
When?			
For how long?			
For what work?			
What nationality?			

Remarks: _____

The foregoing statement was made on the 25th day of May A. D. 1918.

Earl Frydenlund
Signature of Assessor.

This return is made to your County Auditor, and by him sent to J. A. O. Preus, State Auditor, State Capitol, St. Paul, Minn.

County _____ Township (City or Village) _____

Name Anton Oredson Post Office Address St James R. F. D. No. 5

Nearest Shipping Point Le Sole What Railroads mpls St. L.

Nationality or descent of farmer American

FARM CROP AND LABOR REPORT

Crop	Acres in 1917	Acres in 1918
Barley		
Beans		
Beets		
Buckwheat		
Corn	60	54
Fruit		
Hay	80	80
Oats	35	25
Potatoes		
Rutabagas		
Rye		
Spelts		
Sorghum		
Sugar Beets		
Wheat		20

Stock	Number in 1917	Number in 1918
Hogs	52	54
Horses	9	9
Milch Cows	18	15
Other Cattle	13	22
Poultry	200	300
Sheep		

Silos now erected One
 To be erected in 1918 _____

DO YOU NEED MORE FARM LABOR?			
	Men	Women	Boys
How many?			
When?			
For how long?			
For what work?			
What nationality?			

Remarks: _____

The foregoing statement was made on the 25th day of May A. D. 1918.

Carl J. J. J.
 Signature of Assessor.

This return is made to your County Auditor, and by him sent to J. A. O. Preus, State Auditor, State Capitol, St. Paul, Minn.

County Watonwan County Township (City or Village) _____

Name Christian Skeland Post Office Address St James R. F. D. No. 5

Nearest Shipping Point La Salle What Railroads mple St. L.

Nationality or descent of farmer _____

FARM CROP AND LABOR REPORT

Crop	Acres in 1917	Acres in 1918
Barley		5
Beans		
Beets		
Buckwheat		
Corn	40	38
Fruit <u>Apple</u>		10
Hay	22	22
Oats	35	28
Potatoes		
Rutabagas		
Rye		
Spelts		
Sorghum		
Sugar Beets		
Wheat		14

Stock	Number in 1917	Number in 1918
Hogs		46
Horses		4
Milch Cows		3
Other Cattle		2
Poultry		125
Sheep		

Silos now erected	
To be erected in 1918	

DO YOU NEED MORE FARM LABOR?			
	Men	Women	Boys
How many?			
When?			
For how long?			
For what work?			
What nationality?			

Remarks: _____

The foregoing statement was made on the 25th day of May A. D. 1918.

Carl Snyderland
Signature of Assessor.

This return is made to your County Auditor, and by him sent to J. A. O. Preus, State Auditor, State Capitol, St. Paul, Minn.

County _____ Township (City or Village) _____

Name Richard Hustenson Post Office Address St James R. F. D. No. 5

Nearest Shipping Point La Salle What Railroads Mpl St. L.

Nationality or descent of farmer Am

FARM CROP AND LABOR REPORT

Crop	Acres in 1917	Acres in 1918
Barley		5
Beans		
Beets		
Buckwheat		
Corn	33	30
Fruit		
Hay		
Oats	16	23
Potatoes		
Rutabagas		
Rye		
Spelts		
Sorghum		
Sugar Beets		
Wheat		

Stock	Number in 1917	Number in 1918
Hogs	40	49
Horses	4	4
Milch Cows	7	9
Other Cattle	3	5
Poultry	175	175
Sheep		

Silos now erected	
To be erected in 1918	

DO YOU NEED MORE FARM LABOR?			
	Men	Women	Boys
How many?			
When?			
For how long?			
For what work?			
What nationality?			

Remarks: _____

The foregoing statement was made on the 25th day of May A. D. 1918.

Carl Frydland
Signature of Assessor.

This return is made to your County Auditor, and by him sent to J. A. O. Preus, State Auditor, State Capitol, St. Paul, Minn.

County _____ Township (City or Village) _____

Name Paul Jacobson Post Office Address St James R. F. D. No. 5

Nearest Shipping Point _____ What Railroads _____

Nationality or descent of farmer _____

FARM CROP AND LABOR REPORT

Crop	Acres in 1917	Acres in 1918
Barley		
Beans		
Beets		
Buckwheat		
Corn	36	28
Fruit		
Hay	40	40
Oats	20	30
Potatoes		
Rutabagas		
Rye		
Spelts		
Sorghum		
Sugar Beets		
Wheat		10

Stock	Number in 1917	Number in 1918
Hogs	48	64
Horses	5	5
Milch Cows	9	9
Other Cattle	8	8
Poultry		
Sheep		

Silos now erected One
 To be erected in 1918 _____

DO YOU NEED MORE FARM LABOR?			
	Men	Women	Boys
How many?			
When?			
For how long?			
For what work?			
What nationality?			

Remarks: _____

The foregoing statement was made on the 25th day of May A. D. 1918.

Loel J. Jendeland
 Signature of Assessor.

This return is made to your County Auditor, and by him sent to J. A. O. Preus, State Auditor, State Capitol, St. Paul, Minn.

County Watonwan Township (City or Village) _____

Name Nels J. Helling Post Office Address Madelie R. F. D. No. 3

Nearest Shipping Point La Sille What Railroads mpds St L.

Nationality or descent of farmer Norwegian

FARM CROP AND LABOR REPORT

Crop	Acres in 1917	Acres in 1918
Barley		
Beans		
Beets		
Buckwheat		
Corn	38	35
Fruit		
Hay	30	30
Oats	22	18
Potatoes		
Rutabagas		
Rye	4	22
Spelts		
Sorghum		
Sugar Beets		
Wheat	25	35

Stock	Number in 1917	Number in 1918
Hogs	10	33
Horses	6	6
Milch Cows	7	7
Other Cattle	10	10
Poultry	65	65
Sheep		

Silos now erected _____
 To be erected in 1918 _____

DO YOU NEED MORE FARM LABOR?			
	Men	Women	Boys
How many?	One		
When?	July 1		
For how long?	6 weeks		
For what work?	Team work		
What nationality?	Swedish		

Remarks: _____

The foregoing statement was made on the 28th day of May A. D. 1918.

Loed J. Anderson
 Signature of Assessor.

This return is made to your County Auditor, and by him sent to J. A. O. Preus, State Auditor, State Capitol, St. Paul, Minn.

County Watsonwan Township (City or Village) _____

Name Paul P. Joramo Post Office Address Madelia R. F. D. No. 3

Nearest Shipping Point La Salle What Railroads mpk St. L.

Nationality or descent of farmer nor

FARM CROP AND LABOR REPORT

Crop	Acres in 1917	Acres in 1918
Barley		2
Beans		
Beets		
Buckwheat		
Corn	40	30
Fruit		
Hay	35	35
Oats	40	35
Potatoes		
Rutabagas		
Rye		
Spelts		
Sorghum		
Sugar Beets		
Wheat		10

Stock	Number in 1917	Number in 1918
Hogs	28	4
Horses	4	4
Milch Cows	7	7
Other Cattle	11	11
Poultry	75	75
Sheep		

Silos now erected	
To be erected in 1918	

DO YOU NEED MORE FARM LABOR?			
	Men	Women	Boys
How many?			
When?			
For how long?			
For what work?			
What nationality?			

Remarks: _____

The foregoing statement was made on the 28th day of May A. D. 1918.

Carl Frydenlund
Signature of Assessor.

This return is made to your County Auditor, and by him sent to J. A. O. Preus, State Auditor, State Capitol, St. Paul, Minn.

County Watouwan Township (City or Village) _____
 Name H. B. Petterson Post Office Address Madelia R. F. D. No. 3
 Nearest Shipping Point Le Salle What Railroads mpds St L.
 Nationality or descent of farmer nor

FARM CROP AND LABOR REPORT

Crop	Acres in 1917	Acres in 1918
Barley		5
Beans		
Beets		
Buckwheat		
Corn	35	30
Fruit		
Hay	60	60
Oats	20	20
Potatoes		
Rutabagas		
Rye		
Spelts		
Sorghum		
Sugar Beets		
Wheat	15	18

Stock	Number in 1917	Number in 1918
Hogs	40	35
Horses	6	6
Milch Cows	15	15
Other Cattle	15	15
Poultry	75	75
Sheep		

Silos now erected	
To be erected in 1918	

DO YOU NEED MORE FARM LABOR?			
	Men	Women	Boys
How many?			
When?			
For how long?			
For what work?			
What nationality?			

Remarks: _____

The foregoing statement was made on the 28th day of May A. D. 1918.

Carl Frydland
 Signature of Assessor.

This return is made to your County Auditor, and by him sent to J. A. O. Preus, State Auditor, State Capitol, St. Paul, Minn.

County Watonwan Township (City or Village) _____
 Name John J. Hage Post Office Address Hanska R. F. D. No. _____
 Nearest Shipping Point Hanska What Railroads mp & St L.
 Nationality or descent of farmer Nor

FARM CROP AND LABOR REPORT

Crop	Acres in 1917	Acres in 1918
Barley		8
Beans		
Beets		
Buckwheat		
Corn	40	33
Fruit		
Hay	90	70
Oats	20	20
Potatoes		
Rutabagas		
Rye		
Spelts		
Sorghum		
Sugar Beets		
Wheat		16

Stock	Number in 1917	Number in 1918
Hogs	10	10
Horses	10	12
Milch Cows	18	12
Other Cattle	10	10
Poultry	75	75
Sheep		

Silos now erected _____
 To be erected in 1918 _____

DO YOU NEED MORE FARM LABOR?			
	Men	Women	Boys
How many? _____			
When? _____			
For how long? _____			
For what work? _____			
What nationality? _____			

Remarks: _____

The foregoing statement was made on the 28th day of May A. D. 1918.

Carl Snyderland
 Signature of Assessor.

This return is made to your County Auditor, and by him sent to J. A. O. Preus, State Auditor, State Capitol, St. Paul, Minn.

County _____ Township (City or Village) _____

Name E. J. Hagerlund Post Office Address Madelia R. F. D. No. 3

Nearest Shipping Point La Salle What Railroads mp & St. L.

Nationality or descent of farmer American

FARM CROP AND LABOR REPORT

Crop	Acres in 1917	Acres in 1918
Barley	10	
Beans		
Beets		
Buckwheat		
Corn	60	65
Fruit		
Hay	130	130
Oats	32	50
Potatoes		
Rutabagas		
Rye		
Spelts		
Sorghum		
Sugar Beets		
Wheat	30	32

Stock	Number in 1917	Number in 1918
Hogs	70	74
Horses	9	9
Milch Cows	16	14
Other Cattle	36	42
Poultry	75	110
Sheep		

Silos now erected	920	20
To be erected in 1918	"	"

DO YOU NEED MORE FARM LABOR?			
	Men	Women	Boys
How many?	One		
When?	July 1st		
For how long?	6 weeks		
For what work?	Farm work		
What nationality?	American		

Remarks: _____

The foregoing statement was made on the 29th day of May A. D. 1918.

Loel Hagerlund
Signature of Assessor.

This return is made to your County Auditor, and by him sent to J. A. O. Preus, State Auditor, State Capitol, St. Paul, Minn.

County Watsonwan Township (City or Village) _____

Name Carl Bunde Post Office Address Medina R. F. D. No. 3

Nearest Shipping Point _____ What Railroads _____

Nationality or descent of farmer _____

FARM CROP AND LABOR REPORT

Crop	Acres in 1917	Acres in 1918
Barley		14
Beans		
Beets		
Buckwheat		
Corn	24	08
Fruit		
Hay	18	18
Oats	15	20
Potatoes		
Rutabagas		
Rye		
Spelts		
Sorghum		
Sugar Beets		
Wheat		

Stock	Number in 1917	Number in 1918
Hogs	—	8
Horses	4	5
Milch Cows	1	1
Other Cattle	1	1
Poultry	75	75
Sheep		

Silos now erected	
To be erected in 1918	

DO YOU NEED MORE FARM LABOR?			
	Men	Women	Boys
How many?			
When?			
For how long?			
For what work?			
What nationality?			

Remarks: _____

The foregoing statement was made on the 29th day of May — B.C. 1918.

Carl Bunde
Signature of Assessor.

This return is made to your County Auditor, and by him sent to J. A. O. Preus, State Auditor, State Capitol, St. Paul, Minn.

County Watson Township (City or Village) _____

Name Jorgen P. Lin Post Office Address Madelia R. F. D. No. 3

Nearest Shipping Point Hanska What Railroads Mpls St. L.

Nationality or descent of farmer Man

FARM CROP AND LABOR REPORT

Crop	Acres in 1917	Acres in 1918
Barley		
Beans		
Beets		
Buckwheat		
Corn	25	25
Fruit		
Hay	55	55
Oats	5	5
Potatoes		
Rutabagas		
Rye		
Spelts		
Sorghum		
Sugar Beets		
Wheat	18	18

Stock	Number in 1917	Number in 1918
Hogs	28	13
Horses	4	6
Milch Cows	20	22
Other Cattle	3	4
Poultry	25	25
Sheep		

Silos now erected _____
 To be erected in 1918 _____

DO YOU NEED MORE FARM LABOR?			
	Men	Women	Boys
How many?			
When?			
For how long?			
For what work?			
What nationality?			

Remarks: _____

The foregoing statement was made on the 29th day of May ^{BC} A. D. 1918.

Carl J. J. J.
 Signature of Assessor.

This return is made to your County Auditor, and by him sent to J. A. O. Preus, State Auditor, State Capitol, St. Paul, Minn.

County Watonwan Township (City or Village) _____

Name John J. Forsell Post Office Address Modelia R. F. D. No. 3

Nearest Shipping Point Hauska What Railroads mpls St L.

Nationality or descent of farmer Skandi

FARM CROP AND LABOR REPORT

Crop	Acres in 1917	Acres in 1918
Barley		
Beans		
Beets		
Buckwheat		
Corn	33	29
Fruit		
Hay	60	60
Oats	26	23
Potatoes		
Rutabagas		
Rye		
Spelts		
Sorghum		
Sugar Beets		
Wheat	34	43

Stock	Number in 1917	Number in 1918
Hogs	44	25
Horses	7	7
Milch Cows	10	10
Other Cattle		4
Poultry	60	75
Sheep		

Silos now erected	
To be erected in 1918	

DO YOU NEED MORE FARM LABOR?			
	Men	Women	Boys
How many?			
When?			
For how long?			
For what work?			
What nationality?			

Remarks: _____

The foregoing statement was made on the 29th day of May A. D. 1918.

Earl Heydenlund
Signature of Assessor.

28
44
72

This return is made to your County Auditor, and by him sent to J. A. O. Preus, State Auditor, State Capitol, St. Paul, Minn.

County Watonwan Township (City or Village) _____
 Name Oly J. Bentsdahl Post Office Address Madelia R. F. D. No. 3
 Nearest Shipping Point Hanska What Railroads Wells St. L.
 Nationality or descent of farmer American

FARM CROP AND LABOR REPORT

Crop	Acres in 1917	Acres in 1918
Barley	3	7
Beans		
Beets		
Buckwheat		
Corn	36	30
Fruit		
Hay	60	60
Oats	15	20
Potatoes		
Rutabagas		
Rye		
Spelts		
Sorghum		
Sugar Beets		
Wheat	32	30

Stock	Number in 1917	Number in 1918
Hogs	35	31
Horses	4	4
Milch Cows	7	9
Other Cattle	1	5
Poultry	130	150
Sheep		

Silos now erected One
 To be erected in 1918 _____

DO YOU NEED MORE FARM LABOR?			
	Men	Women	Boys
How many?	One		
When?	July 20		
For how long?	4 weeks		
For what work?	Farm work		
What nationality?	Skandinavian		

Remarks: _____

The foregoing statement was made on the 27 day of May A. D. 1918.

Carl Frydenlund
 Signature of Assessor.

This return is made to your County Auditor, and by him sent to J. A. O. Preus, State Auditor, State Capitol, St. Paul, Minn.

County _____ Township (City or Village) _____

Name Alfred Pederson Post Office Address Madelia R. F. D. No. 3

Nearest Shipping Point Madelia What Railroads Omaha

Nationality or descent of farmer _____

FARM CROP AND LABOR REPORT

Crop	Acres in 1917	Acres in 1918
Barley		7
Beans		
Beets		
Buckwheat		
Corn	56	45
Fruit		
Hay	75	75
Oats	23	30
Potatoes		
Rutabagas		
Rye		10
Spelts		
Sorghum		
Sugar Beets		
Wheat	18	20

Stock	Number in 1917	Number in 1918
Hogs	60	45
Horses	1.1	11
Milch Cows	1.0	10
Other Cattle	14	24
Poultry	150	150
Sheep		

Silos now erected	
To be erected in 1918	

DO YOU NEED MORE FARM LABOR?			
	Men	Women	Boys
How many?			
When?			
For how long?			
For what work?			
What nationality?			

Remarks: _____

The foregoing statement was made on the 30th day of May A. D. 1918.

Carl J. Lund
Signature of Assessor.

This return is made to your County Auditor, and by him sent to J. A. O. Preus, State Auditor, State Capitol, St. Paul, Minn.

County Watonwan Township (City or Village) _____

Name M. Offord & Griffith Post Office Address Madelia R. F. D. No. 3

Nearest Shipping Point Madelia What Railroads Omaha

Nationality or descent of farmer Am

FARM CROP AND LABOR REPORT

Crop	Acres in 1917	Acres in 1918
Barley		7
Beans		
Beets		
Buckwheat		
Corn		45
Fruit		
Hay		100
Oats		70
Potatoes		
Rutabagas		
Rye		
Spelts		
Sorghum		
Sugar Beets		
Wheat		

Stock	Number in 1917	Number in 1918
Hogs		9
Horses		10
Milch Cows		9
Other Cattle		21
Poultry		150
Sheep		

Silos now erected	
To be erected in 1918	

DO YOU NEED MORE FARM LABOR?			
	Men	Women	Boys
How many?			
When?			
For how long?			
For what work?			
What nationality?			

Remarks: _____

The foregoing statement was made on the 30th day of May A. D. 1918.

Lead Lyndal
Signature of Assessor.

This return is made to your County Auditor, and by him sent to J. A. O. Preus, State Auditor, State Capitol, St. Paul, Minn.

County Watonwan Township (City or Village) _____

Name A. L. Kung Post Office Address Madelia R. F. D. No. _____

Nearest Shipping Point Madelia What Railroads Omaha

Nationality or descent of farmer American

FARM CROP AND LABOR REPORT

Crop	Acres in 1917	Acres in 1918
Barley	3	5
Beans		
Beets		
Buckwheat		
Corn	65	22
Fruit		
Hay	100	15
Oats	52	13
Potatoes		
Rutabagas		
Rye	10	
Spelts		
Sorghum		
Sugar Beets		
Wheat		

Stock	Number in 1917	Number in 1918
Hogs	48	50
Horses	9	4
Milch Cows	10	3
Other Cattle	20	3
Poultry	60	90
Sheep		

Silos now erected _____
 To be erected in 1918 _____

DO YOU NEED MORE FARM LABOR?			
	Men	Women	Boys
How many?			
When?			
For how long?			
For what work?			
What nationality?			

Remarks: _____

The foregoing statement was made on the 1st day of June A. D. 1918

Carl J. Lyden
 Signature of Assessor.

15-6
 96
 246

This return is made to your County Auditor, and by him sent to J. A. O. Preus, State Auditor, State Capitol, St. Paul, Minn.

County Watouwan Township (City or Village) _____

Name Kate Lassos & Sons Post Office Address Madelia R. F. D. No. 3

Nearest Shipping Point Madelia What Railroads Omska

Nationality or descent of farmer Am

FARM CROP AND LABOR REPORT

Crop	Acres in 1917	Acres in 1918
Barley	10	7
Beans		
Beets		
Buckwheat		
Corn	55	60
Fruit		
Hay		
Oats	55	40
Potatoes		
Rutabagas		
Rye	7	23
Spelts		
Sorghum		
Sugar Beets		
Wheat	7	15

Stock	Number in 1917	Number in 1918
Hogs	40	54
Horses	11	12
Milch Cows	11	11
Other Cattle	30	20
Poultry	150	150
Sheep		

Silos now erected	
To be erected in 1918	

DO YOU NEED MORE FARM LABOR?			
	Men	Women	Boys
How many?			
When?			
For how long?			
For what work?			
What nationality?			

Remarks: _____

The foregoing statement was made on the 7th day of June A. D. 1918.

Carl J. Jendryak
Signature of Assessor.

This return is made to your County Auditor, and by him sent to J. A. O. Preus, State Auditor, State Capitol, St. Paul, Minn.

County _____ Township (City or Village) _____

Name E. Q. Lang Post Office Address Madelia R. F. D. No. 3

Nearest Shipping Point Madelia What Railroads Omaha

Nationality or descent of farmer Skon

FARM CROP AND LABOR REPORT

Crop	Acres in 1917	Acres in 1918
Barley		10
Beans		
Beets		
Buckwheat		
Corn	60	11
Fruit		
Hay	70	50
Oats	35	20
Potatoes		
Rutabagas		
Rye	30	24
Spelts		
Sorghum		
Sugar Beets		
Wheat		23

Stock	Number in 1917	Number in 1918
Hogs		17
Horses	6	6
Milch Cows	12	11
Other Cattle	23	20
Poultry	10	100
Sheep		

Silos now erected One
 To be erected in 1918 _____

DO YOU NEED MORE FARM LABOR?			
	Men	Women	Boys
How many?			
When?			
For how long?			
For what work?			
What nationality?			

Remarks: _____

The foregoing statement was made on the 7th day of June A. D. 1918.

Loel Frydenlund
 Signature of Assessor.

5-4
 117
 11

This return is made to your County Auditor, and by him sent to J. A. O. Preus, State Auditor, State Capitol, St. Paul, Minn.

County _____ Township (City or Village) _____

Name Albert Haug Post Office Address Madelia R. F. D. No. 3

Nearest Shipping Point Madelia What Railroads Omaha

Nationality or descent of farmer Am

FARM CROP AND LABOR REPORT

Crop	Acres in 1917	Acres in 1918
Barley		
Beans		
Beets		
Buckwheat		
Corn	20	28
Fruit		
Hay	20	20
Oats	30	12
Potatoes		
Rutabagas		
Rye		
Spelts		
Sorghum		
Sugar Beets		
Wheat		13

Stock	Number in 1917	Number in 1918
Hogs		
Horses		
Milch Cows		
Other Cattle		
Poultry		
Sheep		

Silos now erected	
To be erected in 1918	

DO YOU NEED MORE FARM LABOR?			
	Men	Women	Boys
How many?			
When?			
For how long?			
For what work?			
What nationality?			

Remarks: _____

The foregoing statement was made on the 7th day of June A. D. 1918.

Carl J. Jendland
Signature of Assessor.

This return is made to your County Auditor, and by him sent to J. A. O. Preus, State Auditor, State Capitol, St. Paul, Minn.

County Watonwan Township (City or Village) _____

Name Annie Markeson Post Office Address La Salle R. F. D. No. _____

Nearest Shipping Point La Salle What Railroads Mpls & N.Y.

Nationality or descent of farmer American

FARM CROP AND LABOR REPORT

Crop	Acres in 1917	Acres in 1918
Barley		
Beans		
Beets		
Buckwheat		
Corn	25	23
Fruit		
Hay	35	39
Oats	20	20
Potatoes		
Rutabagas		
Rye		
Spelts		
Sorghum		
Sugar Beets		
Wheat	15	20

Stock	Number in 1917	Number in 1918
Hogs	19	28
Horses	4	4
Milch Cows	9	7
Other Cattle	6	4
Poultry	50	50
Sheep		

Silos now erected <u>no</u>	
To be erected in 1918	

DO YOU NEED MORE FARM LABOR?			
	Men	Women	Boys
How many?			
When?			
For how long?			
For what work?			
What nationality?			

Remarks: _____

The foregoing statement was made on the 7th day of June A. D. 1918.

Carl Frydenlund
Signature of Assessor.

This return is made to your County Auditor, and by him sent to J. A. O. Preus, State Auditor, State Capitol, St. Paul, Minn.

County _____ Township (City or Village) _____

Name Peter Jacobsen Post Office Address La Salle R. F. D. No. _____

Nearest Shipping Point La Salle What Railroads _____

Nationality or descent of farmer Am

FARM CROP AND LABOR REPORT

Crop	Acres in 1917	Acres in 1918
Barley		
Beans		
Beets		
Buckwheat		
Corn	25	25
Fruit		
Hay	35	35
Oats	40	40
Potatoes		
Rutabagas		
Rye		
Spelts		
Sorghum		
Sugar Beets		
Wheat		

Stock	Number in 1917	Number in 1918
Hogs	15	3
Horses	3	3
Milch Cows	9	9
Other Cattle	7	7
Poultry	50	50
Sheep		

Silos now erected	
To be erected in 1918	

DO YOU NEED MORE FARM LABOR?			
	Men	Women	Boys
How many?			
When?			
For how long?			
For what work?			
What nationality?			

Remarks: _____

The foregoing statement was made on the 7th day of June A. D. 1918.

Carl J. Jendryak
Signature of Assessor.

This return is made to your County Auditor, and by him sent to J. A. O. Preus, State Auditor, State Capitol, St. Paul, Minn.

County _____ Township (City or Village) _____

Name John Rosen Post Office Address St James R. F. D. No. 1

Nearest Shipping Point _____ What Railroads _____

Nationality or descent of farmer _____

FARM CROP AND LABOR REPORT

Crop	Acres in 1917	Acres in 1918
Barley		
Beans		
Beets		
Buckwheat		
Corn	80	70
Fruit		
Hay	120	120
Oats	60	80
Potatoes		
Rutabagas		
Rye		
Spelts		
Sorghum		
Sugar Beets		
Wheat		8

Stock	Number in 1917	Number in 1918
Hogs	90	120
Horses	9	9
Milch Cows	21	14
Other Cattle	27	45
Poultry	125	125
Sheep		

Silos now erected	
To be erected in 1918	maybe

DO YOU NEED MORE FARM LABOR?

	Men	Women	Boys
How many?			
When?			
For how long?			
For what work?			
What nationality?			

Remarks: _____

The foregoing statement was made on the 7th day of June A. D. 1918.

Loal Jydenlund
Signature of Assessor.

This return is made to your County Auditor, and by him sent to J. A. O. Preus, State Auditor, State Capitol, St. Paul, Minn.

County Watonwan Township (City or Village) _____
 Name Harmer Cook Post Office Address St James R. F. D. No. 5
 Nearest Shipping Point La Salle What Railroads Mpls & St L
 Nationality or descent of farmer Am

FARM CROP AND LABOR REPORT

Crop	Acres in 1917	Acres in 1918
Barley		
Beans		
Beets		
Buckwheat		
Corn	65	55
Fruit		
Hay	40	40
Oats	65	100
Potatoes		
Rutabagas		
Rye		13
Spelts		
Sorghum		
Sugar Beets		
Wheat		1.2

Stock	Number in 1917	Number in 1918
Hogs	30	28
Horses	7	7
Milch Cows	8	8
Other Cattle	15	11
Poultry	100	100
Sheep		

Silos now erected _____
 To be erected in 1918 _____

DO YOU NEED MORE FARM LABOR?			
	Men	Women	Boys
How many? _____			
When? _____			
For how long? _____			
For what work? _____			
What nationality? _____			

Remarks: _____

The foregoing statement was made on the 7th day of June A. D. 1918.

Carl Jeydenlund
 Signature of Assessor.

This return is made to your County Auditor, and by him sent to J. A. O. Preus, State Auditor, State Capitol, St. Paul, Minn.

County _____ Township (City or Village) _____

Name Ernest + Victor Olson Post Office Address St James R. F. D. No. 3

Nearest Shipping Point La Salle What Railroads Mpls St L

Nationality or descent of farmer Am

FARM CROP AND LABOR REPORT

Crop	Acres in 1917	Acres in 1918
Barley		
Beans		
Beets		
Buckwheat		
Corn	70	75
Fruit		
Hay	120	
Oats	60	60
Potatoes		
Rutabagas		
Rye	10	20
Spelts		
Sorghum		
Sugar Beets		
Wheat		15

Stock	Number in 1917	Number in 1918
Hogs	40	65
Horses	6	6
Milch Cows	8	11
Other Cattle	10	19
Poultry	50	50
Sheep		

Silos now erected	
To be erected in 1918	

DO YOU NEED MORE FARM LABOR?			
	Men	Women	Boys
How many?			
When?			
For how long?			
For what work?			
What nationality?			

Remarks: _____

The foregoing statement was made on the 7th day of June A. D. 1918.

Carl Frydenlund
Signature of Assessor.

This return is made to your County Auditor, and by him sent to J. A. O. Preus, State Auditor, State Capitol, St. Paul, Minn.

County Watonwan Township (City or Village) _____
 Name L. W. Bolin Post Office Address St James R. F. D. No. 5
 Nearest Shipping Point La Saleh What Railroads mpls St L
 Nationality or descent of farmer Sw

FARM CROP AND LABOR REPORT

Crop	Acres in 1917	Acres in 1918
Barley		
Beans		
Beets		
Buckwheat		
Corn	110	82
Fruit		
Hay	50	50
Oats	95	110
Potatoes		
Rutabagas		
Rye		
Spelts		
Sorghum		
Sugar Beets		
Wheat		9

Stock	Number in 1917	Number in 1918
Hogs		39
Horses		7
Milch Cows		7
Other Cattle		11
Poultry		50
Sheep		

Silos now erected _____
 To be erected in 1918 _____

DO YOU NEED MORE FARM LABOR?			
	Men	Women	Boys
How many?			
When?			
For how long?			
For what work?			
What nationality?			

Remarks: _____

The foregoing statement was made on the 6th day of June A. D. 1918.

Carl Snydenlund
 Signature of Assessor.

This return is made to your County Auditor, and by him sent to J. A. O. Preus, State Auditor, State Capitol, St. Paul, Minn.

County Watonwan Township (City or Village) _____

Name Charles Miller Post Office Address Le Salle R. F. D. No. _____

Nearest Shipping Point Le Salle What Railroads mple St L.

Nationality or descent of farmer Am

FARM CROP AND LABOR REPORT

Crop	Acres in 1917	Acres in 1918
Barley		
Beans		
Beets		
Buckwheat		
Corn	35	40
Fruit		
Hay	50	50
Oats	52	60
Potatoes		
Rutabagas		
Rye		
Spelts		
Sorghum		
Sugar Beets		
Wheat		

Stock	Number in 1917	Number in 1918
Hogs	7	34
Horses	6	8
Milch Cows	7	5
Other Cattle	6	19
Poultry	60	60
Sheep		

Silos now erected	
To be erected in 1918	

DO YOU NEED MORE FARM LABOR?			
	Men	Women	Boys
How many?			
When?			
For how long?			
For what work?			
What nationality?			

Remarks: _____

The foregoing statement was made on the 10th day of June A. D. 1918.

Carl Sigurdson
Signature of Assessor.

This return is made to your County Auditor, and by him sent to J. A. O. Preus, State Auditor, State Capitol, St. Paul, Minn.

County Watonwan Township (City or Village) _____

Name Peder S. Pederson Post Office Address Madelia R. F. D. No. 3

Nearest Shipping Point Madelia What Railroads Dmha

Nationality or descent of farmer _____

FARM CROP AND LABOR REPORT

Crop	Acres in 1917	Acres in 1918
Barley		
Beans		
Beets		
Buckwheat		
Corn	35	28
Fruit		
Hay	55	55
Oats	16	24
Potatoes		
Rutabagas		
Rye		
Spelts		
Sorghum		
Sugar Beets		
Wheat		10

Stock	Number in 1917	Number in 1918
Hogs	25	9
Horses	4	4
Milch Cows	8	10
Other Cattle	8	16
Poultry	125	123
Sheep		

Silos now erected	
To be erected in 1918	

DO YOU NEED MORE FARM LABOR?			
	Men	Women	Boys
How many?			
When?			
For how long?			
For what work?			
What nationality?			

Remarks: _____

The foregoing statement was made on the 30th day of May A. D. 1918.

Carl J. Jundt
Signature of Assessor.

This return is made to your County Auditor, and by him sent to J. A. O. Preus, State Auditor, State Capitol, St. Paul, Minn.

County Watsonwan Township (City or Village) _____

Name Lea Christensen Post Office Address Madelia R. F. D. No. 3

Nearest Shipping Point Hanska What Railroads Mpls St. L.

Nationality or descent of farmer Am.

FARM CROP AND LABOR REPORT

Crop	Acres in 1917	Acres in 1918
Barley		
Beans		
Beets		
Buckwheat		
Corn	40	35
Fruit		
Hay	70	70
Oats	20	20
Potatoes		
Rutabagas		
Rye		
Spelts		
Sorghum		
Sugar Beets		
Wheat	35	40

Stock	Number in 1917	Number in 1918
Hogs	24	44
Horses	10	9
Milch Cows	14	14
Other Cattle	8	11
Poultry	150	150
Sheep		

Silos now erected	
To be erected in 1918	

DO YOU NEED MORE FARM LABOR?			
	Men	Women	Boys
How many?			
When?			
For how long?			
For what work?			
What nationality?			

Remarks: _____

The foregoing statement was made on the 29th day of May A. D. 1918.

Lea Christensen
Signature of Assessor.

This return is made to your County Auditor, and by him sent to J. A. O. Preus, State Auditor, State Capitol, St. Paul, Minn.

44
5-3

County Watouwan Township (City or Village) _____

Name Mrs H. Jydenlund Post Office Address Madelia R. F. D. No. 3

Nearest Shipping Point La Salle What Railroads mp & St. L.

Nationality or descent of farmer Norw

FARM CROP AND LABOR REPORT

Crop	Acres in 1917	Acres in 1918
Barley		
Beans		
Beets		
Buckwheat		
Corn	26	25
Fruit		
Hay	50	50
Oats	16	20
Potatoes		
Rutabagas		
Rye		
Spelts		
Sorghum		
Sugar Beets		
Wheat	5	6

Stock	Number in 1917	Number in 1918
Hogs	32	23
Horses	4	4
Milch Cows	9	9
Other Cattle	11	5
Poultry	45	45
Sheep		

Silos now erected	
To be erected in 1918	

DO YOU NEED MORE FARM LABOR?			
	Men	Women	Boys
How many?			
When?			
For how long?			
For what work?			
What nationality?			

Remarks: _____

The foregoing statement was made on the 27th day of May A. D. 1918.

Carl Jydenlund
Signature of Assessor.

This return is made to your County Auditor, and by him sent to J. A. O. Preus, State Auditor, State Capitol, St. Paul, Minn.

County _____ Township (City or Village) _____

Name August Miller Post Office Address St James R. F. D. No. 5

Nearest Shipping Point La Salle What Railroads _____

Nationality or descent of farmer _____

FARM CROP AND LABOR REPORT

Crop	Acres in 1917	Acres in 1918
Barley		
Beans		
Beets		
Buckwheat		
Corn	50	40
Fruit		
Hay	60	60
Oats	70	70
Potatoes		
Rutabagas		
Rye		
Spelts		
Sorghum		
Sugar Beets		
Wheat		10

Stock	Number in 1917	Number in 1918
Hogs		25
Horses	6	6
Milch Cows	10	8
Other Cattle	9	12
Poultry	165	165
Sheep		

Silos now erected _____
 To be erected in 1918 _____

DO YOU NEED MORE FARM LABOR?			
	Men	Women	Boys
How many?			
When?			
For how long?			
For what work?			
What nationality?			

Remarks: _____

The foregoing statement was made on the 6th day of June A. D. 1918. 32

Loel Frydland
 Signature of Assessor.

165
 145
 210

25
 22
 48

This return is made to your County Auditor, and by him sent to J. A. O. Preus, State Auditor, State Capitol, St. Paul, Minn.

County Watonwan Township (City or Village) _____

Name Louis Durham Post Office Address St. James R. F. D. No. 5

Nearest Shipping Point _____ What Railroads _____

Nationality or descent of farmer Am

FARM CROP AND LABOR REPORT

Crop	Acres in 1917	Acres in 1918
Barley		
Beans		
Beets		
Buckwheat		
Corn	40	30
Fruit		
Hay		
Oats	60	60
Potatoes		
Rutabagas		
Rye		
Spelts		
Sorghum		
Sugar Beets		
Wheat		12

Stock	Number in 1917	Number in 1918
Hogs	54	43
Horses	6	5
Milch Cows	11	12
Other Cattle	9	11
Poultry	150	150
Sheep		

Silos now erected	
To be erected in 1918	

DO YOU NEED MORE FARM LABOR?			
	Men	Women	Boys
How many?			
When?			
For how long?			
For what work?			
What nationality?			

Remarks: _____

The foregoing statement was made on the 6th day of June A. D. 1918.

Loel Frydenlund
Signature of Assessor.

This return is made to your County Auditor, and by him sent to J. A. O. Preus, State Auditor, State Capitol, St. Paul, Minn.

150
150
2-10

County Watoum Township (City or Village) _____

Name Leal Christerson Post Office Address St James R. F. D. No. 3

Nearest Shipping Point Le Sell What Railroads mpls St. L.

Nationality or descent of farmer _____

FARM CROP AND LABOR REPORT

Crop	Acres in 1917	Acres in 1918
Barley		
Beans		
Beets		
Buckwheat		
Corn	48	50
Fruit		
Hay	20	20
Oats	38	46
Potatoes		
Rutabagas		
Rye		
Spelts		
Sorghum		
Sugar Beets		
Wheat		

Stock	Number in 1917	Number in 1918
Hogs		
Horses	4	4
Milch Cows	2	2
Other Cattle		
Poultry	60	70
Sheep		

Silos now erected	
To be erected in 1918	

DO YOU NEED MORE FARM LABOR?			
	Men	Women	Boys
How many?			
When?			
For how long?			
For what work?			
What nationality?			

Remarks: _____

The foregoing statement was made on the 6th day of June A. D. 1918.

Leal Fryderlund
Signature of Assessor.

This return is made to your County Auditor, and by him sent to J. A. O. Preus, State Auditor, State Capitol, St. Paul, Minn.

156
170
20

County Watonwan Township (City or Village) _____

Name J. H. Blackstad Post Office Address St James R. F. D. No. 5

Nearest Shipping Point Le Sade What Railroads Maple St L.

Nationality or descent of farmer Nor

FARM CROP AND LABOR REPORT

Crop	Acres in 1917	Acres in 1918
Barley		
Beans		
Beets		
Buckwheat		
Corn	50	20
Fruit		
Hay	30	32
Oats	11	13
Potatoes		
Rutabagas		
Rye		9
Spelts		
Sorghum		
Sugar Beets		
Wheat	10	18

Stock	Number in 1917	Number in 1918
Hogs	16	40
Horses	5	5
Milch Cows	7	7
Other Cattle	5	4
Poultry	80	75
Sheep		

Silos now erected	
To be erected in 1918	

DO YOU NEED MORE FARM LABOR?			
	Men	Women	Boys
How many?			
When?			
For how long?			
For what work?			
What nationality?			

Remarks: _____

The foregoing statement was made on the 6th day of June A. D. 1918.

Lead Lydenlund
Signature of Assessor.

This return is made to your County Auditor, and by him sent to J. A. O. Preus, State Auditor, State Capitol, St. Paul, Minn.

County _____ Township (City or Village) _____

Name Walter Dusheim Post Office Address St James R. F. D. No. 5

Nearest Shipping Point La Salle What Railroads _____

Nationality or descent of farmer _____

FARM CROP AND LABOR REPORT

Crop	Acres in 1917	Acres in 1918
Barley		
Beans		
Beets		
Buckwheat		
Corn	35	36
Fruit		
Hay	44	44
Oats	45	46
Potatoes		
Rutabagas		
Rye	14	14
Spelts		
Sorghum		
Sugar Beets		
Wheat		

Stock	Number in 1917	Number in 1918
Hogs	30	31
Horses	6	6
Milch Cows	14	14
Other Cattle		
Poultry	150	150
Sheep		

Silos now erected	
To be erected in 1918	

DO YOU NEED MORE FARM LABOR?			
	Men	Women	Boys
How many?			
When?			
For how long?			
For what work?			
What nationality?			

Remarks: _____

The foregoing statement was made on the 6th day of June A. D. 1918 ^{5 0}
Earl Frydenlund ^{1 80}
 Signature of Assessor. _{2 30}

This return is made to your County Auditor, and by him sent to J. A. O. Preus, State Auditor, State Capitol, St. Paul, Minn.

150
175
2

County Watonwan Township (City or Village) _____
 Name Carl Seydenlund Post Office Address Madelia R. F. D. No. 3
 Nearest Shipping Point Madelia What Railroads Omaha
 Nationality or descent of farmer Not

FARM CROP AND LABOR REPORT

Crop	Acres in 1917	Acres in 1918
Barley	5	7
Beans		
Beets		
Buckwheat		
Corn	30	30
Fruit		
Hay	55	55
Oats	23	25
Potatoes		
Rutabagas		
Rye		
Spelts		
Sorghum		
Sugar Beets		
Wheat		

Stock	Number in 1917	Number in 1918
Hogs	39	34
Horses	6	5
Milch Cows	8	8
Other Cattle	15	17
Poultry	60	55
Sheep		

Silos now erected	
To be erected in 1918	

DO YOU NEED MORE FARM LABOR?			
	Men	Women	Boys
How many?			
When?			
For how long?			
For what work?			
What nationality?			

Remarks: _____

The foregoing statement was made on the 4th day of June A. D. 1918.

Carl Seydenlund
 Signature of Assessor.

This return is made to your County Auditor, and by him sent to J. A. O. Preus, State Auditor, State Capitol, St. Paul, Minn.

County Watonwan Township (City or Village) _____

Name Ole Lorkelson Post Office Address St James R. F. D. No. 3

Nearest Shipping Point La Salle What Railroads Mpls St J.

Nationality or descent of farmer Den

FARM CROP AND LABOR REPORT

Crop	Acres in 1917	Acres in 1918
Barley		
Beans		
Beets		
Buckwheat		
Corn	38	25
Fruit		
Hay	55	55
Oats	20	35
Potatoes		
Rutabagas		
Rye	24	27
Spelts		
Sorghum		
Sugar Beets		
Wheat		

Stock	Number in 1917	Number in 1918
Hogs	40	25
Horses	6	9
Milch Cows		3
Other Cattle	7	13
Poultry	70	70
Sheep		

Silos now erected	
To be erected in 1918	

DO YOU NEED MORE FARM LABOR?			
	Men	Women	Boys
How many?			
When?			
For how long?			
For what work?			
What nationality?			

Remarks: _____

The foregoing statement was made on the 6th day of June A. D. 1918.

Carl J. Jendryak
Signature of Assessor.

This return is made to your County Auditor, and by him sent to J. A. O. Preus, State Auditor, State Capitol, St. Paul, Minn.

County Watonwan Township (City or Village) _____

Name: Peter J. Hage Post Office Address St. James R. F. D. No. 5

Nearest Shipping Point Le Salle What Railroads mple St. J.

Nationality or descent of farmer Man

FARM CROP AND LABOR REPORT

Crop	Acres in 1917	Acres in 1918
Barley		5
Beans		
Beets		
Buckwheat		
Corn	30	40
Fruit		
Hay	85	85
Oats	40	35
Potatoes		
Rutabagas		
Rye		
Spelts		
Sorghum		
Sugar Beets		
Wheat	35	30

Stock	Number in 1917	Number in 1918
Hogs	20	34
Horses	7	6
Milch Cows	9	9
Other Cattle	20	10
Poultry	60	60
Sheep		

Silos now erected	
To be erected in 1918	

DO YOU NEED MORE FARM LABOR?			
	Men	Women	Boys
How many?			
When?			
For how long?			
For what work?			
What nationality?			

Remarks: _____

The foregoing statement was made on the 6th day of June A. D. 1918.

Lois J. Schaub
Signature of Assessor.

This return is made to your County Auditor, and by him sent to J. A. O. Prens, State Auditor, State Capitol, St. Paul, Minn.

County Watonwan Riverdale Township (City or Village) _____

Name O. P. Petterson Post Office Address St James R. F. D. No. 5

Nearest Shipping Point La Salle What Railroads mp & St L.

Nationality or descent of farmer Sw

FARM CROP AND LABOR REPORT

Crop	Acres in 1917	Acres in 1918
Barley		
Beans		
Beets		
Buckwheat		
Corn	90	90
Fruit		
Hay	75	75
Oats	70	80
Potatoes		
Rutabagas		
Rye	20	
Spelts		
Sorghum		
Sugar Beets		
Wheat		10

Stock	Number in 1917	Number in 1918
Hogs	65	116
Horses	12	12
Milch Cows	14	14
Other Cattle	39	29
Poultry	150	150
Sheep		

Silos now erected	
To be erected in 1918	

DO YOU NEED MORE FARM LABOR?			
	Men	Women	Boys
How many?			
When?			
For how long?			
For what work?			
What nationality?			

Remarks: _____

The foregoing statement was made on the 6th day of June A. D. 1918.

Loell J. J. J.
Signature of Assessor.

This return is made to your County Auditor, and by him sent to J. A. O. Preus, State Auditor, State Capitol, St. Paul, Minn.

County _____ Township (City or Village) _____

Name _____ Post Office Address _____ R. F. D. No. _____

Nearest Shipping Point _____ What Railroads _____

Nationality or descent of farmer _____

FARM CROP AND LABOR REPORT

Crop	Acres in 1917	Acres in 1918
Barley		
Beans		
Beets		
Buckwheat		
Corn	35	30
Fruit		
Hay	32	32
Oats	33	35
Potatoes		
Rutabagas		
Rye		
Spelts		
Sorghum		
Sugar Beets		
Wheat		

Stock	Number in 1917	Number in 1918
Hogs	60	8
Horses	4	6
Milch Cows	12	12
Other Cattle	18	19
Poultry	100	100
Sheep		

Silos now erected _____
 To be erected in 1918 _____

DO YOU NEED MORE FARM LABOR?			
	Men	Women	Boys
How many?			
When?			
For how long?			
For what work?			
What nationality?			

Remarks: _____

The foregoing statement was made on the 6th day of June A. D. 1918.

Leah Joydenland

 Signature of Assessor.

This return is made to your County Auditor, and by him sent to J. A. O. Preus, State Auditor, State Capitol, St. Paul, Minn.