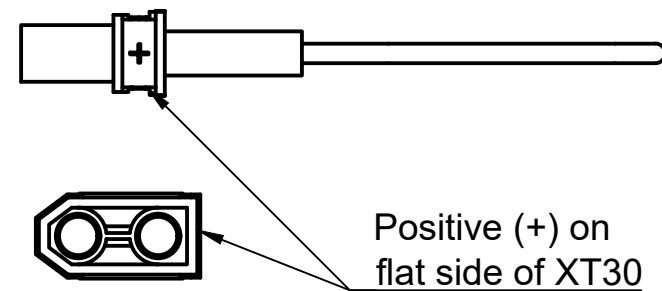


Pinout	
<b>Signal</b>	<b>CON A</b>
Jumper	+ <--> -

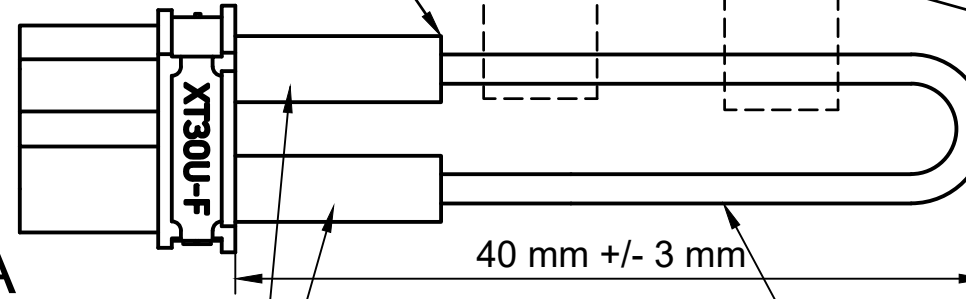
Label Specification (Item 4)	
Text	109-1
Text Color	Black
Label Color	Silver or White
Label Width	9mm +/- 2mm
Label Length	40mm +/- 4mm

**\*\*Note: Heatshrink (Item 3) must be pushed into recess to fully cover terminals on XT30 connector (Item 1). Exposed terminals will be rejected\*\***

Warning Label Specification (Item 5)	
Material	Vinyl
Label Color	Orange
Text color	Black
Label Width	12mm +/- 2mm
Label Length	45mm +/- 4mm



**Item 1**  
**CON A**



Item 3  
Adhesive Heatshrink 20mm +/- 5mm

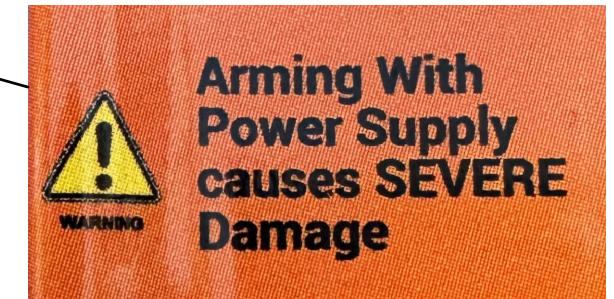



Image of Warning Label (Item 5)

Total wire length 80 mm +/- 3 mm

**PARTS LIST (NO SUBSTITUTIONS FOR LISTED MPNs UNLESS APPROVED BY MODALAI)**

ITEM #	DESCRIPTION	MPN	QTY
1	CON A: AMASS XT30U-F	XT30U-F	1
2	Silicon 16 AWG Wire, Red, 80mm		1
3	Silicon Heatshrink (20mm x2) with inner diameter adhesive, applied to terminals where noted		2
4	Label, see label specs above, do not cover with heatshrink		1
5	Warning Label, see label specs/image above, ModalAI Installed		1

<a href="https://www.modalai.com/">https://www.modalai.com/</a>	Design Copyright by ModalAI, INC.	Approved by <b>HW_ENG</b>
	Document type <b>NF_CABLE_DWG</b>	Document status
	Title <b>XT30U-F Power Jumper, 80mm</b>	DWG No. <b>MCBL-00109-1</b>
Rev. <b>A</b>	Revision Date <b>06/05/2024</b>	Sheet <b>1</b>