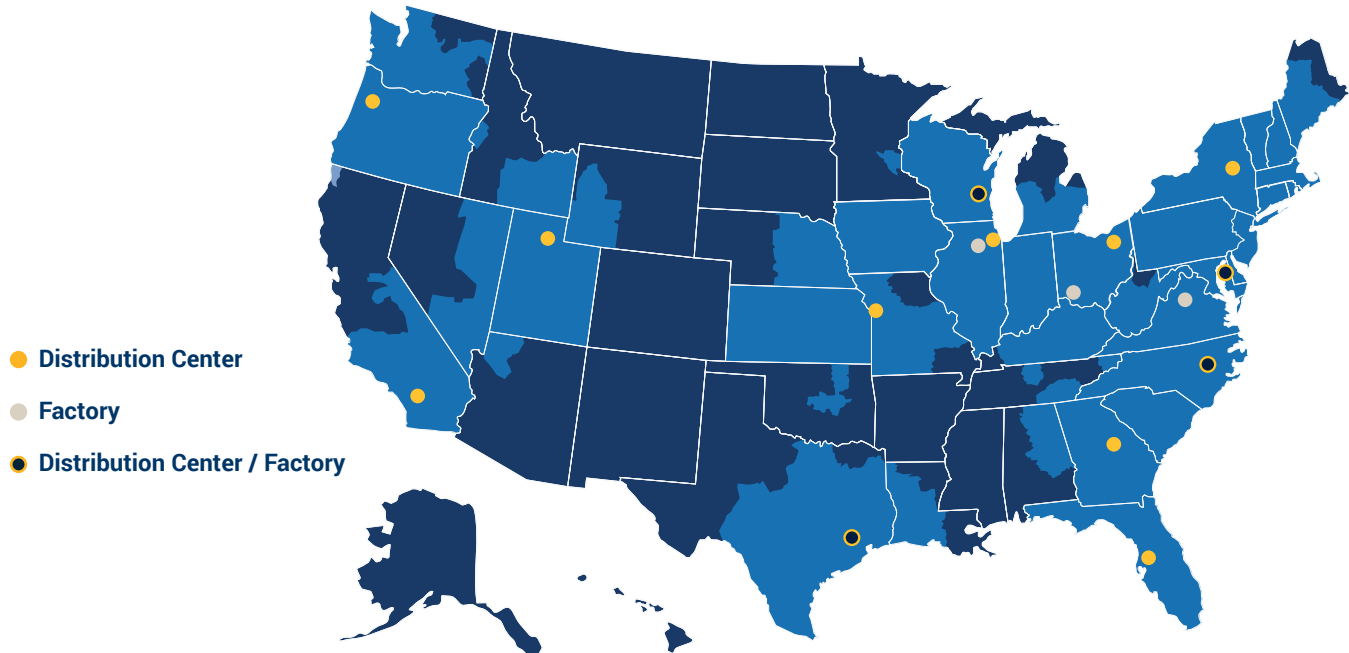


North American Manufacturing and Warehouse Locations



Factories:

Chestertown, MD • Cincinnati, OH • Dallas, NC • Houston, TX • Pewaukee, WI • Westmont, IL • Winchester, VA

Distribution Centers:

Chestertown, MD • Dallas, NC • Gloversville, NY • Houston, TX • Itasca, IL • Kansas City, MO • Peachtree City, GA • Pewaukee, WI • Portland, OR • Rancho Cucamonga, CA • Salt Lake City, UT • Tampa, FL • Twinsburg, OH

Terms and Conditions

Terms

Net 30 Days

Cash Discounts

Invoice dated 1st to the 14th of the month are subject to a 1% discount if paid by the 25th of the month. Invoices dated the 15th to the end of the month are subject to a 1% discount if paid by the 10th of the following month.

Claims

All claims must be made within 10 days of receipt of merchandise.

Drop Ship Fees

Dixon will charge a flat fee of \$5.00 on all drop shipments less than \$100.

Minimum Order and Invoice

All orders for less than \$35.00 Net Value will be subject to a Minimum Net Charge of \$35.00 plus transportation.

Prepaid Freight Allowance

All shipments are FOB factory or branch and shipped collect unless otherwise specified. Orders totaling \$1,500.00 net value or more for immediate shipment to a single location within the continental United States will be shipped freight free. Any items back-ordered against the same order will also be shipped prepaid as they become available. Method of shipment will be the most economical means available to Dixon and does not include priority shipments such as air freight.

Returns

Material shipped as ordered may be returned only with Dixon's permission. A Credit Memo will be issued subject to a minimum 15% handling charge (using the distributor's net price in effect at the time of purchase). Total returns in 1 year cannot exceed 5% of the previous years purchases. Certain products are excluded from this general return policy; contact Dixon for information on specific products.

Prompt Payment

Orders receive preferred treatment when the account is paid promptly. Orders may be temporarily held if any unpaid invoice is over 30 days. We reserve the right to take out of the shipping and production schedules orders from accounts with unpaid invoices of 60 days or more.

A - Fire Hose 3 - 17	E - Nozzles..... 31 - 46
300# single jacket all polyester3	Fog 31 - 33
500# single jacket all polyester 4 - 5	Rack 33
UL labeled4	Ball shutoffs 34
Color impregnated5	Nozzle tips..... 34
800# double jacket all polyester5	Plain hose 34
Color impregnated5	Twist 34
MSHA approved single jacket mine.....6	Red plain hose..... 35
Double jacket potable water hose6	UL play pipes 35
500# all polyester rack 6 -7	Street cleaning 35
UL labeled6	U.S. Coast Guard approved 36
Non-UL labeled7	Monitors and nozzles 37 - 46
500# nitrile covered7	Constant flow 39-40
Forestry non-weeping8	Fog 39 - 40
Forestry mop up8	Garden hose 40
Forestry mop up kit8	Break apart attack..... 41
Nitrile covered - heavy duty9	Ball shut off 41, 43, 44
Non-collapsible 10	Pistol grip..... 41
Chemical booster 10	Gallonage 42
Fire and utility 10	Forestry 42 - 44
Single jacket mill 11 - 13	Penetrator 44
Double jacket mill..... 14	Straight stream..... 44
Nitrile washdown 15 - 17	Viper forestry 45 - 46
PVC flexible suction hose..... 17	
B - Fire Hose Couplings 18 - 21	F - Adapters & Connections. 47 - 102
Expansion ring couplings 18 - 19	Double hex 47
Washers.....19	Rocker lug 47, 53, 55, 58 - 59, 61
Ring and gasket guide.....20	Swivel..... 48 - 51, 60
Hose type booster couplings.....21	Hydrant 52 - 55
Forestry couplings.....21	Hazmat 54
C - Racks, Reels, Hose Cabinet 22 - 29	Hex nipples 55 - 57
Style V Swing type hose storage..... 22	Style N37 58 -59
Swing type hose storage 23	Style N54 62
Heavy duty swing type hose storage 23	Double male hex 63 - 65
Global continuous flow..... 24	Style N36 66
Continuous flow 25	Cam & groove..... 66 - 67
Carbon steel 26	Caps and plugs 68 - 73
Hump racks 27	Replacement swivels and accessories 73
Hose racks 27	Storz..... 74 - 78
Pin rack hose assembly 28	Accessories 79
Semi automatic pin racks 28	Wrenches..... 80 - 83
Steel hose cabinet..... 29	Suction..... 84
D - Hose Protection 30	Continuous swivel..... 84
Fire jacket 30	Pump head testers. 85
Fire tape..... 30	Manifolds..... 85
	Dry hydrants 86
	Roof connections..... 87 - 89
	Siamese connections 90 - 94
	Wall hydrant body..... 95

A

B

C

D

E

F

G

H

I

J

K

A	F - Adapters & Connections (cont.)... 47 - 102	J - Technical126 - 136
	Snoots..... 96 - 97	
	Siamese assemblies..... 97 - 98	
	Single sprinkler connection 99	
	Single inlet and hydrant connections..... 99	
B	Wall hydrants..... 99	
	Round ID plates 100	
	British Instantaneous 101 - 102	
C	International shore..... 102	
	G - Accessories..... 103	K - Index.137 - 148
D	Pick head fire axe 103	
	Sprinkler line tester 103	
E	H - Valves104 - 124	
	Angle 104 - 107	
	Domestic cast 104	
	Grooved..... 105	
	500# hose..... 105	
F	Global cast..... 106	
	Global forged hose..... 107	
	Gate..... 108 - 112	
G	Non-rising stem wedge disc..... 108 - 109	
	Rising stem wedge disc..... 109	
	Single hydrant with hand wheel..... 110, 111	
	Single hydrant with speed handle 110	
	Hydrant with speed handle 111	
H	Large diameter 112	
	Wharf hydrants..... 113	
	Wye 113 - 115	
	Straight globe 116	
	Angled ball drip 116	
I	Straight ball drip..... 116	
	Factory set pressure angle 117 - 119	
	Reducing 117 - 118	
	Reducing (regulating)..... 119	
	Field adjustable pressure reducing..... 120	
J	Adjustable pressure restricting 120	
	Pressure restricting angle 121	
	Backflow preventer 122	
	Chicago pattern..... 122	
	Sprinkler Hose..... 123	
K	Drain..... 123	
	Piston intake relief 124	
	I - Speciality Products. 125	



300# Single Jacket All Polyester Fire Hose

Materials

- Outer construction: single jacket, all polyester
- Tube construction: EPDM rubber lining

Specifications

- Proof pressure: **300 PSI**
- Service test pressure: **150 PSI** at ambient temperature **70°F (21°C)**
- Working pressure: **135 PSI** at ambient temperature **70°F (21°C)**

Approvals

- 25' and 75' lengths, UL labeled hoses and other threads and configurations are available; contact Dixon®

Uncoupled

Size	Bowl	Length	Part #
1-1/2"	1-3/4"	50'	A315-50UC
		100'	A315-100UC
2"	2-1/4"	50'	A320-50UC
		100'	A320-100UC
2-1/2"	2-13/16"	50'	A325-50UC
		100'	A325-100UC
3"	3-3/8"	50'	A330-50UC
		100'	A330-100UC



Coupled with female and male expansion ring couplings

Size	Length	Rocker Lug Aluminum NST (NH) Part #	Rocker Lug Brass NST (NH) Part #	Rocker Lug Aluminum NPSH Part #
1-1/2"	50'	A315-50RAF	A315-50RBF	A315-50RAS
	100'	A315100RAF	A315100RBF	A315100RAS
2"	50'	---	---	A320-50RAS
	100'	---	---	A320100RAS
2-1/2"	50'	A325-50RAF	A325-50RBF	A325-50RAS
	100'	A325100RAF	A325100RBF	A325100RAS
3"	50'	---	---	A330-50RAS
	100'	---	---	A330100RAS



A

500# Single Jacket All Polyester Fire Hose

Feature

- Other threads and configurations are available; contact Dixon®

Materials

- Outer construction: single jacket, all polyester
- Tube construction: EPDM rubber lining

Specifications

- Proof pressure: **500 PSI**
- Service test pressure: **250 PSI** at ambient temperature **70°F (21°C)**
- Working pressure: **225 PSI** at ambient temperature **70°F (21°C)**

Uncoupled

Size	Bowl	Length	Part #
1"	1-1/4"	50'	A510-50UC
		100'	A510-100UC
1-1/2"	1-3/4"	50'	A515-50UC
		100'	A515-100UC
2-1/2"	2-13/16"	50'	A525-50UC
		100'	A525-100UC



Coupled with female and male expansion ring couplings

Size	Length	Rocker Lug Aluminum NST (NH) Part #	Rocker Lug Brass NST (NH) Part #	Rocker Lug Aluminum NPSH Part #
1"	50'	A510-50RAF	---	A510-50RAS
	100'	A510100RAF	---	A510100RAS
1-1/2"	25'	A515-25RAF	---	A515-25RAS
	50'	A515-50RAF	A515-50RBF	A515-50RAS
	75'	A515-75RAF	---	A515-75RAS
	100'	A515100RAF	A515100RBF	A515100RAS
2-1/2"	25'	A525-25RAF	---	A525-25RAS
	50'	A525-50RAF	A525-50RBF	A525-50RAS
	75'	A525-75RAF	---	---
	100'	A525100RAF	A525100RBF	A525100RAS



500# Single Jacket Fire Hose - UL labeled

Coupled with female and male expansion ring couplings

Feature

- Impregnated hose and other length threads and configurations are available; contact Dixon

Materials

- Outer construction: single jacket, all polyester
- Tube construction: EPDM rubber lining

Specifications

- Proof pressure: **500 PSI**
- Service test pressure: **250 PSI** at ambient temperature **70°F (21°C)**
- Working pressure: **225 PSI** at ambient temperature **70°F (21°C)**

Approval

- Underwriters Listed

Size	Coupling Type	Length	NST Thread Part #
1-1/2"	combo lug, brass	50'	A515U50CBF
2-1/2"			A525U50CBF





500# Single Jacket Fire Hose - Color Impregnated

Feature

- Consult Dixon® for pricing and availability of other colors, lengths, threads, and configurations

Materials

- Outer construction: single jacket, all polyester
- Tube construction: EPDM rubber lining

Specifications

- Proof pressure: **500 PSI**
- Service test pressure: **250 PSI**
- Working pressure: **225 PSI** at ambient temperature **70°F (21°C)**

Coupled with female and male expansion ring couplings

Size	Coupling Type	Length	Color	Part #
1-1/2"	rocker lug, aluminum, NST (NH)	50'	yellow	A515Y50RAF
	rocker lug, aluminum, NPSH			A515Y50RAS
	rocker lug, aluminum, NST (NH)		red	A515R50RAF
	rocker lug, aluminum, NPSH			A515R50RAS
	rocker lug, aluminum, NST (NH)		orange	A515OR50RAF
	rocker lug, aluminum, NPSH			A515OR50RAS



orange



red

800# Double Jacket All Polyester Fire Hose

Feature

- Consult Dixon for pricing and availability of 75' lengths and other threads and configurations

Materials

- Outer construction: double jacket, all polyester
- Tube construction: EPDM rubber lining

Specifications

- Proof pressure: **800 PSI**
- Service test pressure: **400 PSI**
- Working pressure: **360 PSI** at ambient temperature **70°F (21°C)**

Coupled with female and male expansion ring couplings

Size	Length	Rocker Lug Aluminum NST (NH) RAF Part #	Rocker Lug Brass NST (NH) RBF Part #	Rocker Lug Aluminum NPSH RAS Part #
1-1/2"	25'	D815-25RAF	---	---
	50'	D815-50RAF	D815-50RBF	D815-50RAS
	100'	D815100RAF	D815100RBF	D815100RAS
2-1/2"	25'	D825-25RAF	---	---
	50'	D825-50RAF	D825-50RBF	D825-50RAS
	100'	D825100RAF	D825100RBF	D825100RAS



800# Double Jacket Fire Hose - Color Impregnated

Feature

- Other lengths, threads, couplings, and colors (yellow, red, blue, tan, orange, green, black) are available; contact Dixon

Materials

- Outer construction: double jacket, all polyester
- Tube construction: black, synthetic rubber liner

Specifications

- Proof pressure: **800 PSI** at **70°F (21°C)**
- Service test pressure: **400 PSI** at **70°F (21°C)**
- Working pressure: **360 PSI** at **70°F (21°C)**

Coupled with female and male expansion ring couplings

Size	Thread NH (NST)	Coupling Type	Length	Part #
1-1/2"	1-1/2"	rocker lug, aluminum NST (NH)	50'	D815Y50RAF
		rocker lug, aluminum NST (NH)	100'	D815Y100RAF
		rocker lug, aluminum NPSH	50'	D815Y50RAS
		rocker lug, aluminum NPSH	100'	D815Y100RAS
1-3/4"		rocker lug, aluminum NST (NH)	50'	D817Y50RAF
2-1/2"	2-1/2"	rocker lug, aluminum NST (NH)	50'	D825Y50RAF
		rocker lug, aluminum NST (NH)	100'	D825Y100RAF
3"		rocker lug, aluminum NST (NH)	50'	D8325Y50RAF



A

MSHA Approved Single Jacket Mine Fire Hose

Coupled with female and male aluminum rocker lug expansion ring couplings



Features

- Outer construction: single jacket, synthetic flame resistant
- Tube construction: flame resistant lining

Specifications

- Proof pressure: **500 PSI** at 70°F (21°C)
- Service test pressure: **250 PSI** at 70°F (21°C)
- Working pressure: **225 PSI** at 70°F (21°C)

Approval

- Approved by Mine Safety and Health Administration (MSHA) for all mine fire protection applications

Size	Thread	Length	Part #
1-1/2"	NST (NH)	50'	SM515W50RAF
	NPSH		SM515W50RAS

Double Jacket Potable Water Hose - Blue

Features

- Outer construction: double jacket, all polyester
- Tube construction: thermoplastic

Specifications

- Proof pressure: **600 PSI** at 70°F (21°C)
- Service test pressure: **300 PSI** at 70°F (21°C)
- Working pressure: **270 PSI** at 70°F (21°C)

Approval

- Liner is NSF approved for potable water; fittings are not, except for temporary / emergency drinking needs only.

Coupled with female and male, brass or aluminum rocker lug, expansion ring couplings



Size	Thread	Length	Brass Expansion Ring Part #	Aluminum Expansion Ring Part #
1-1/2"	NPSH	50'	PW615B50RBS	PW615B50RAS
		100'	PW615B100RBS	PW615B100RAS
	NST (NH)	50'	PW615B50RBF	PW615B50RAF
		100'	PW615B100RBF	PW615B100RAF
2-1/2"	NPSH	50'	PW625B50RBS	PW625B50RAS
		100'	PW625B100RBS	PW625B100RAS
	NST (NH)	50'	PW625B50RBF	PW625B50RAF
		100'	PW625B100RBF	PW625B100RAF



500# All Polyester Rack Hose - UL Labeled



Application

- For pin rack service / emergency fire fighting only, not to be used for washdown

Specifications

- Proof pressure: **300 PSI** at ambient temperature 70°F (21°C)
- Service test pressure: **150 PSI** at ambient temperature 70°F (21°C)
- Working pressure: **135 PSI** at ambient temperature 70°F (21°C)

Materials

- Outer construction: single jacket, all polyester
- Tube construction: clear thermoplastic

Approval

- Underwriters Listed

Coupled with female and male expansion ring couplings

Size	Coupling Type	Length	Folded Part #	Coiled Part #
1-1/2"	combo lug, brass NST (NH)	50'	R515U50CBF/F	R515U50CBF
		100'	R515U100CBF/F	R515U100CBF
		50'	R515U50RAF/F	R515U50RAF
		100'	R515U100RAF/F	---

500# All Polyester Rack Hose - non-UL Labeled

Application

- For pin rack service / emergency fire fighting only. Not to be used for washdown

Materials

- Outer construction: single jacket, all polyester
- Tube construction: clear thermoplastic

Specifications

- Proof pressure: **500 PSI** at ambient temperature **70°F (21°C)**
- Service test pressure: **250 PSI** at ambient temperature **70°F (21°C)**
- Working pressure: **225 PSI** at ambient temperature **70°F (21°C)**

Coupled with female and male expansion ring couplings

Size	Coupling Type	Length	Folded Part #	Coiled Part #
1-1/2"	combo lug, brass NST (NH)	50'	R515-50CBF/F	R515-50CBF
		100'	R515100CBF/F	R515100CBF
		50'	R515-50RAF/F	R515-50RAF
		100'	R515100RAF/F	R515100RAF



500# Nitrile Covered Fire Hose - Light Duty Red

Application

- Ideal for industrial and construction washdown and discharge applications

Feature

- Other colors, threads, and configurations are available; consult Dixon®

Materials

- Outer construction: thin ribbed nitrile
- Tube construction: nitrile

Specifications

- Proof pressure: **500 PSI** at ambient temperature **70°F (21°C)**
- Service test pressure: **250 PSI** at ambient temperature **70°F (21°C)**
- Working pressure: **225 PSI** at ambient temperature **70°F (21°C)**

Uncoupled

Size	Bowl	Length	Part #
1-1/2"	1-13/16"	50'	H515R50UC
2-1/2"	2-13/16"		H525R50UC
1-1/2"	1-13/16"	100'	H515R100UC
2-1/2"	2-13/16"		H525R100UC

Coupled with female and male expansion ring couplings

Size	Length	Rocker Lug Aluminum NST (NH) Part #	Rocker Lug Brass NST (NH) Part #	Rocker Lug Aluminum NPSH Part #
1-1/2"	50'	H515R50RAF	H515R50RBF	H515R50RAS
2-1/2"		H525R50RAF	H525R50RBF	H525R50RAS
1-1/2"	100'	H515R100RAF	---	H515R100RAS
2-1/2"		H525R100RAF	---	---



Forestry Non-Weeping Fire Hose

A



Features

- Consult Dixon® for pricing and availability of 25' lengths and other threads and configurations
- Impregnation: yellow

Materials

- Outer construction: single jacket, all polyester
- Tube construction: thermoplastic

Specifications

- Proof pressure: **600 PSI** at ambient temperature **70°F (21°C)**
- Service test pressure: **300 PSI** at ambient temperature **70°F (21°C)**
- Working pressure: **270 PSI** at ambient temperature **70°F (21°C)**

Coupled with female and male expansion ring couplings

Size	Length	Rocker Lug Aluminum NST (NH) Part #	Rocker Lug Aluminum NPSH Part #
1"	50'	NF610Y50RAF	NF610Y50RAS
	100'	NF610Y100RAF	NF610Y100RAS
1-1/2"	50'	NF615Y50RAF	NF615Y50RAS
	100'	NF615Y100RAF	NF615Y100RAS

Forestry Mop Up Hose

Application

- Used on mop-up and low volume hand lines to fill pump cans supplying sprinklers and remote fire line protection



Size

- 50' coil diameter is 9"

Features

- Consult Dixon for pricing and availability of other threads and configurations
- Impregnation: yellow

Materials

- Outer construction: single jacket, synthetic
- Tube construction: thermoplastic

Specifications

- Proof pressure: **300 PSI** at ambient temperature **70°F (21°C)**
- service test pressure: **150 PSI** at ambient temperature **70°F (21°C)**
- Working pressure: **135 PSI** at ambient temperature **70°F (21°C)**

Coupled with female and male brass ferrule type garden hose couplings

Size	Length	Part #
3/4"	50'	NF307Y50GHT
1-1/2"	50'	NF615-50RAQT ¹
	100'	NF615100RAQT ¹

¹ Coupled with quarter turn forestry couplings

Forestry Mop Up Hose Kit

Description	Part #
kit contains: hose, pouch, and nozzle	NF307Y50GHT-KIT





Nitrile Covered Fire Hose - Heavy Duty - Yellow

Applications

- Ideal for heavy-duty washdown in refineries and power plants

Features

- Extruded interlocking matrix fire hose with 100% synthetic circular woven polyester reinforcement
- Heavy ribbed for severe service
- 25' lengths, other colors, threads, and configurations are available; contact Dixon®

Materials

- Outer construction: thick ribbed nitrile
- Tube construction: nitrile

Specification

- Pressures supplied in the chart below are at ambient temperature 70°F (21°C).

Size	Proof Pressure PSI	Service Test Pressure PSI	Working Pressure PSI
1" - 3"	600	300	270
4"	450	225	200
5"	400	200	180
6"	300	150	135

Uncoupled

Size	Bowl	Length	Part #
1"	1-1/4"	50'	H610Y50UC
1-1/2"	1-13/16"	50'	H615Y50UC
2"	2-1/4"	50'	H620Y50UC
2-1/2"	2-13/16"	50'	H625Y50UC
3"	3-3/8"	50'	H630Y50UC
4"	4-3/8"	50'	H440Y50UC
5"	5-3/8"	50'	H450Y50UC



Coupled with female and male expansion ring couplings

Size	Length	Rocker Lug Aluminum NST (NH) RAF	Rocker Lug Brass NST (NH) RBF	Pin Lug Brass NST (NH) PBF	Rocker Lug Aluminum NPSH RAS
1"	50'	H610Y50RAF	---	---	H610Y50RAS
1-1/2"		H615Y50RAF	H615Y50RBF	H615Y50PBF	H615Y50RAS
2-1/2"		H625Y50RAF	H625Y50RBF	H625Y50PBF	H625Y50RAS



Coupled with female and male segmented Storz collar style couplings

Features

- Working pressures can be achieved using appropriate expansion ring couplings
- Under no circumstance should the hose be used beyond the working pressure of the fittings to which it is coupled



Approval

- Assembled hose should be hydrostatically proof tested before use and thereafter in accordance with NFPA 1962

Size	Length	Storz Size	Part #
4"	50'	4"	H440Y50SZ
5"	50'	5"	H450Y50SZ
	100'		H450Y100SZ



A

Non-collapsible Hose

Chemical Booster Hose - Red



Size

- 3/4" diameter hose is coupled with 1" threaded couplings

Feature

- Reinforced with multiple plies of high tensile Aramid yarn providing flexible strength

Materials

- Outer cover material: specially compounded red EPDM tough cover
- Inner tube material: smooth black synthetic EPDM rubber

Specification

- Working pressure: **800 PSI**

Approval

- Meets and exceeds NFPA standard 1961

Coupled with female and male NST (NH) thread, chromed brass hole type couplings

Size	Length	Part #
3/4"	50'	80B07-50HCF
	100'	80B07-100HCF
1"	50'	80B10-50HCF
	100'	80B10-100HCF

Coupled with female and male NST (NH) thread, hole type coupling, aluminum expansion ring couplings

Size	Length	Part #
3/4"	50'	80B07-50HAF
	100'	80B07-100HAF
1"	50'	80B10-50HAF
	100'	80B10-100HAF

Fire and Utility Hose - Red

Features

- Outer construction is designed to withstand abrasion
- Consult Dixon® for pricing and availability of other lengths, threads, and configurations
- Also available with chrome brass fittings

Specifications

- Working pressure: **200 PSI** at ambient temperature **70°F (21°C)**
- Burst pressure: **600 PSI** at ambient temperature **70°F (21°C)**

Coupled with female and male NST (NH) thread, rocker lug, brass expansion ring couplings



Size	Length	Part #
1-1/2"	50'	15B15-50RBF
	100'	15B15-100RBF

Coupled with female and male NST (NH) thread, rocker lug, aluminum expansion ring couplings



Size	Length	Part #
1-1/2"	50'	15B15-50RAF
	100'	15B15-100RAF

Coupled with female and male NPSH thread, rocker lug, aluminum expansion ring couplings



Size	Length	Part #
1-1/2"	50'	15B15-50RAS
	100'	15B15-100RAS



Synthetic Single Jacket Mill Hose

Application

- Used in open end water discharge applications only; not intended for firefighting service



Feature

- Consult Dixon® for pricing and availability on 75' lengths and other threads and configurations

Materials


- Outer construction: single jacket, all polyester
- Tube construction: black, PVC rubber

Specifications

- Rated pressure: **250 PSI** at ambient temperature **70°F (21°C)**
- Working pressure: **112 PSI** at ambient temperature **70°F (21°C)**

Uncoupled

Size	Bowl	Length	Part #
1"	1-1/4"	50'	M10-50UC
		100'	M10-100UC
		300'	M10-300UC
1-1/2"	1-11/16"	25'	M15-25UC
		50'	M15-50UC
		100'	M15-100UC
2"	2-3/8"	25'	M20-25UC
		50'	M20-50UC
		100'	M20-100UC
2-1/2"	2-11/16"	25'	M25-25UC
		50'	M25-50UC
		100'	M25-100UC
3"	3-3/8"	25'	M30-25UC
		50'	M30-50UC
		100'	M30-100UC
4"	4-3/8"	25'	M40-25UC
		50'	M40-50UC
		100'	M40-100UC
6"	6-3/8"	25'	M60-25UC
		50'	M60-50UC



Synthetic Single Jacket Mill Hose

Application

- Used in open end water discharge applications only; not intended for fire fighting service



Feature

- Consult Dixon® for pricing and availability on 75' lengths and other threads and configurations

Materials

- Outer construction: single jacket, all polyester
- Tube construction: black, PVC rubber

Specifications

- Rated pressure: **250 PSI** at ambient temperature **70°F (21°C)**
- Working pressure: **125 PSI** at ambient temperature **70°F (21°C)**

Coupled with NPSH female and male expansion ring couplings



Size	Length	Part #
1-1/2"	50'	M15-50RAS
	100'	M15100RAS
2"	50'	M20-50RAS
	100'	M20100RAS
2-1/2"	50'	M25-50RAS
	100'	M25100RAS

Coupled with NST (NH) female and male expansion ring couplings



Size	Length	Part #
1-1/2"	50'	M15-50RAF
	100'	M15100RAF
2-1/2"	25'	M25-25RAF
	50'	M25-50RAF
	100'	M25100RAF

Coupled with MNPT x MNPT male expansion ring couplings



Size	Length	Part #
1-1/2"	50'	M15-50RAT
	100'	M15100RAT
2"	50'	M20-50RAT
	100'	M20100RAT

Synthetic Single Jacket Mill Hose

Application

- Used in open end water discharge applications only; not intended for fire fighting service



Feature

- Consult Dixon® for pricing and availability of additional lengths and other configurations

Materials

- Outer construction: single jacket, all polyester
- Tube construction: black, PVC rubber

Coupled with NPSH female and male King™ short shank couplings, crimp sleeve, aluminum shank with brass pin lug swivel nut

Size	Length	Working Pressure PSI at 70°F (21°C)	Part #
1-1/2"	25'	75	M15-25KAS
	50'		M15-50KAS
2"	25'	75	M20-25KAS
	50'		M20-50KAS
2-1/2"	25'	50	M25-25KAS
	50'		M25-50KAS
3"	25'	50	M30-25KAS
	50'		M30-50KAS



Coupled with NST (NH) female and male King™ short shank couplings, crimp sleeve, aluminum shank with brass pin lug swivel nut

Size	Length	Working Pressure PSI at 70°F (21°C)	Part #
1-1/2"	25'	75	M15-25KAF
	50'		M15-50KAF
2-1/2"	25'	50	M25-25KAF
	50'		M25-50KAF



Coupled with female and male (C & E) global aluminum cam and groove, crimp sleeve

Size	Length	Working Pressure PSI at 70°F (21°C)	Part #
1-1/2"	25'	112	M15-25GAX
	50'		M15-50GAX
2"	25'	112	M20-25GAX
	50'		M20-50GAX
2-1/2"	25'	112	M25-25GAX
	50'		M25-50GAX
3"	25'	112	M30-25GAX
	50'		M30-50GAX
4"	25'	112	M40-25GAX
	50'		M40-50GAX



Synthetic Double Jacket Mill Hose

A

Application

- Ideal for open end discharge applications; not intended for fire fighting service



Features

- Consult Dixon® for pricing and availability of additional lengths and other configurations
- Double jacket hoses are not recommended for use with field reattachable couplings



Materials

- Outer construction: double jacket, all polyester
- Tube construction: black, PVC rubber

Specifications

- Rated pressure: **250 PSI** at 70°F (21°C)
- Working pressure: **200 PSI** at 70°F (21°C)

Uncoupled



Size	Bowl	Length	Part #
1-1/2"	1-13/16"	50'	DM15-50UC
		100'	DM15-100UC
2"	2-5/16"	50'	DM20-50UC
		100'	DM20-100UC
2-1/2"	2-7/8"	50'	DM25-50UC
		100'	DM25-100UC

Coupled with female and male NST (NH) thread, rocker lug, aluminum expansion ring couplings



Size	Bowl	Length	Part #
1-1/2"	1-13/16"	50'	DM15-50RAF
		100'	DM15100RAF
2-1/2"	2-7/8"	50'	DM25-50RAF
		100'	DM25100RAF

Coupled with female and male NPSH thread, rocker lug, aluminum expansion ring couplings



Size	Bowl	Length	Part #
1-1/2"	1-13/16"	50'	DM15-50RAS
		100'	DM15100RAS
2"	2-5/16"	50'	DM20-50RAS
		100'	DM20100RAS
2-1/2"	2-7/8"	50'	DM25-50RAS
		100'	DM25100RAS

Coupled with female and male NPT thread, rocker lug, aluminum expansion ring couplings



Size	Bowl	Length	Part #
1-1/2"	1-13/16"	50'	DM15-50RAT
		100'	DM15100RAT
2"	2-5/16"	50'	DM20-50RAT
		100'	DM20100RAT
2-1/2"	2-7/8"	50'	DM25-50RAT

Coupled with female and male (C & E) global aluminum cam and groove, crimp sleeve




Size	Bowl	Length	Part #
1-1/2"	1-13/16"	50'	DM15-50GAX
		100'	DM15100GAX
2"	2-5/16"	50'	DM20-50GAX
		100'	DM20100GAX



Nitrile Washdown Hose

Application

- Ideal for industrial, agricultural, and construction washdown and discharge applications, not for firefighting 

Feature

- Resistant to weather and abrasion

Specification

- Working pressure: **200 PSI**

Coupled with NPSH female and male expansion ring couplings

Size	Length	Part #
1-1/2"	50'	WDH15BK50RAS
	100'	WDH15BK100RAS
2"	50'	WDH20BK50RAS
	100'	WDH20BK100RAS
2-1/2"	50'	WDH25BK50RAS
	100'	WDH25BK100RAS



Coupled with NST female and male expansion ring couplings

Size	Length	Part #
1-1/2"	50'	WDH15BK50RAF
	100'	WDH15BK100RAF
2-1/2"	25'	WDH25BK25RAF
	50'	WDH25BK50RAF
	100'	WDH25BK100RAF



Coupled with MNPT x MNPT male expansion ring couplings

Size	Length	Part #
1-1/2"	50'	WDH15BK50RAT
	100'	WDH15BK100RAT
2"	50'	WDH20BK50RAT
	100'	WDH20BK100RAT



Nitrile Washdown Hose

A

Application

- Ideal for industrial, agricultural, chemical, and construction washdown and discharge applications, not for firefighting



Feature

- Resistant to weather and abrasion

Coupled with NPSH female and male King short shank couplings, crimp sleeve, aluminum shank with brass pin lug swivel nut



Size	Length	Part #
1-1/2"	25'	WDH15BK25KAS
	50'	WDH15BK50KAS
2"	25'	WDH20BK25KAS
	50'	WDH20BK50KAS
2-1/2"	25'	WDH25BK25KAS
	50'	WDH25BK50KAS
3"	25'	WDH30BK25KAS
	50'	WDH30BK50KAS

Coupled with NST (NH) female and male King short shank couplings, crimp sleeve, aluminum shank with brass pin lug swivel nut



Size	Length	Part #
1-1/2"	25'	WDH15BK25KAF
	50'	WDH15BK50KAF
2-1/2"	25'	WDH25BK25KAF
	50'	WDH25BK50KAF

Coupled with female and male (C & E) global aluminum cam and groove, crimp sleeve



Size	Length	Part #
1-1/2"	25'	WDH15BK25GAX
	50'	WDH15BK50GAX
2"	25'	WDH20BK25GAX
	50'	WDH20BK50GAX
2-1/2"	25'	WDH25BK25GAX
	50'	WDH25BK50GAX
3"	25'	WDH30BK25GAX
	50'	WDH30BK50GAX
4"	25'	WDH40BK25GAX
	50'	WDH40BK50GAX

Nitrile Washdown Hose

Application

- Ideal for industrial, agricultural, and construction washdown and discharge applications, not for firefighting



Feature

- Resistant to weather and abrasion

Uncoupled

Size	Color	Bowl	Length	Working Pressure	Part #
1"	black	1-1/4"	50'	200 PSI	WDH10BK50UC
			100'		WDH10BK100UC
	yellow	1-1/4"	100'		WDH10Y100UC
			blue		1-1/4"
1-1/2"	black	1-13/16"			
			100'		WDH15BK100UC
2"	black	2-5/16"	50'		WDH20BK50UC
			100'		WDH20BK100UC
2-1/2"	black	2-13/16"	50'		WDH25BK50UC
			100'		WDH25BK100UC
3"	black	3-3/8"	50'	WDH30BK50UC	
			100'	WDH30BK100UC	
4"	black	4-3/8"	50'	WDH40BK50UC	
			100'	WDH40BK100UC	
6"	black	6-3/8"	50'	WDH60BK50UC	
			100'	WDH60BK100UC	



Dixon® PVC Flexible Suction Hose

Couplings with PVC Flexible Suction Hose

Size	Length	Thread	Female L/H x Male Part #	Female R/L x Male Part #	Storz x Storz Part #	Cam and Groove x Cam and Groove Part #
2-1/2"	10'	NST	FSH-9682-000	FSH-9682-050	FSH-9682-020	FSH-9682-030
		BAT	FSH-9682-000B	FSH-9682-050B		
		CSA	FSH-9682-000C	FSH-9682-050C		
		WCT	FSH-9682-000W	FSH-9682-050W		
		NS1	FSH-9682-000NS	FSH-9682-050NS		
		QST	FSH-9682-000Q	FSH-9682-050Q		
3"	10'	NH	FSH-9682-100	FSH-9682-150	FSH-9682-120	FSH-9682-130
4"			FSH-9682-200	FSH-9682-250	FSH-9682-220	FSH-9682-230
4-1/2"			FSH-9682-300	FSH-9682-350	---	---
5"			FSH-9682-400	FSH-9682-450	FSH-9682-420	FSH-9682-430
6"			FSH-9682-500	FSH-9682-550	FSH-9682-520	FSH-9682-530



cam & groove x cam & groove



female L/H x male R/L



storz x storz

B

Expansion Ring Couplings for Single Jacket Hose


Features

- Shipped complete with expansion rings, swivel, and tail washers
- Aluminum expansion ring couplings have (3) rocker lugs on the male and female



Size	Thread	Bowl	Aluminum Part #
1"	NPSH	1-1/4"	S10125
1-1/2"	NPSH	1-3/4"	S16175
		1-11/16"	S16168
		1-13/16"	S16181
2"	NPSH	2-1/4"	S20225
2-1/2"	NPSH	2-13/16"	S26281
1-1/2"	NST (NH)	1-11/16"	S16168F
		1-3/4"	S16175F
		1-13/16"	S16181F
2-1/2"	NST (NH)	2-11/16"	S26268F
		2-13/16"	S26281F
1-1/2"	MNPT	1-11/16"	MS16168T ¹
		1-3/4"	MS16175T ¹
2"	MNPT	2-1/4"	MS20225T ¹
2-1/2"	MNPT	2-11/16"	MS26268T ¹

¹ Male fitting only



Size	Thread	Bowl	Brass Part #
1-1/2"	NPSH	1-3/4"	RS15175
		1-13/16"	RS15181
2-1/2"	NPSH	2-13/16"	RS25281
1-1/2"	NST (NH)	1-3/4"	RS15175F
		1-13/16"	RS15181F
2-1/2"	NPSH	2-13/16"	RS25281F

Expansion Ring Couplings for Double Jacket Hose



Size	Thread	Bowl	Aluminum Part #
1-1/2"	NPSH	1-13/16"	D16181
		1-15/16"	D16193
		2-1/16"	D16206
2"	NPSH	2-5/16"	D20231
2-1/2"	NPSH	3"	D263
1-1/2"	NST (NH)	1-13/16"	D16181F
		1-15/16"	D16193F
		2-1/16"	D16206F
2-1/2"	NST (NH)	2-7/8"	D26287F
		3"	D263F
1-1/2"	MNPT	1-13/16"	MD16181T ¹
2"	MNPT	2-5/16"	MD20231T ¹
2-1/2"	MNPT	2-7/8"	MD26287T ¹

¹ Male fitting only



Size	Thread	Bowl	Brass Part #
1-1/2"	NPSH	1-15/16"	RD15193
	NST (NH)		RD15193F

Expansion Rings

Feature

- Used with the fire hose couplings listed on page 18

OD	Length	Wall Thickness	85/15 red brass Part #
1"	1-1/4"	.05	ER10125
1-1/2"	3/4"	.05	ER1575
	7/8"		ER1587
	1"		ER1510
	1-1/4"		ER15125
1-3/4"	1-1/4"	.05	ER17125
2-1/2"	1-1/4"	.062	ER27125
	1-1/2"		ER27150
3"	2"	.07	ER3020




Swivel Washers

Feature

- Used on the swivel end of the fire hose couplings listed on page 18

ID	OD	Thickness	Nitrile Rubber Part #
1-1/16"	1-7/16"	1/8"	SW100F
1-9/16"	2-1/16"		SW150
2-1/16"	2-1/2"		SW200
2-9/16"	3-3/16"	3/16"	SW250
3-1/16"	3-3/4"	1/4"	SW300F
4-1/16"	5-1/8"		SW400F
4-9/16"	5-7/8"		SW450F
5-1/16"	6-3/8"		SW500F
6-1/16"	7-1/8"		SW600F



Tail Washers

Feature

- Used on the tail end of the fire hose couplings listed on page 18

ID	OD	Thickness	Nitrile Rubber Part #
1-1/32"	1-5/16"	3/16"	STW100
1-9/16"	1-3/4"		RTW150
1-9/16"	1-15/16"		STW150
1-5/8"	2-1/8"		DTW150
2-9/16"	3"	1/4"	STW250
2-5/8"	3-1/4"		DTW250
3-1/8"	3-25/32"		DTW300



Expansion Ring and Gasket Guide

B

Coupling Part #	Swivel Washer Part #	Tail Washer Part #	Expansion Ring Part #
D15193 & D15193F	SW150	DTW150	ER15125
D15206F	SW150	G12014	ER15125
D16187 & D16187F	SW150	DTW150	ER15125
D16193 & D16193F	SW150	DTW150	ER15125
D16206 & D16206F	SW150	G12014	ER15125
D253 & D253F	SW250	DTW250	ER27150
D26287F	SW250	DTW250	ER27150
D263 & D263F	SW250	DTW250	ER27150
MD16181T	n/a	STW150	ER15125
MD20231T	n/a	Special ¹	Special ¹
MD26287T	n/a	DTW250	ER27150
MS16168T	n/a	STW150	ER15125
MS16175T	n/a	STW150	ER15125
MS20225T	n/a	Special ¹	Special ¹
MS26268T	n/a	STW250	ER27150
RD15193 & RD15193F	SW150	DTW150	ER15125
RD15206 & RD15206F	SW150	G12014	ER15125
RD253 & RD253F	SW250	DTW250	ER27150
RH15168 & RH15168F	SW150	RTW150	ER1575
RH16168F & RH16168F	SW150	RTW150	ER1575
RS15175 & RS15175F	SW150	STW150	ER15125
RS15181 & RS15181F	SW150	STW150	ER1510
RS25281 & RS25281F	SW250	STW250	ER27125
RS25287	SW250	STW250	ER27150
S15175 & S15175F	SW150	RTW150	ER15125
S15181 & S15181F	SW150	RTW150	ER1510
S16168 & S16168F	SW150	STW150	ER15125
S16175 & S16175F	SW150	STW150	ER15125
S16181 & S16181F	SW150	STW150	ER15125
S25281 & S25281F	SW250	STW250	ER27125
S25287 & S25287F	SW250	STW250	ER27150
S26268 & S26268F	SW250	STW250	ER27150
S26275 & S26275F	SW250	STW250	ER27150
S26281 & S26281F	SW250	STW250	ER27150

¹ Consult customer service for price and delivery at 877.12.6179

Hose Type Booster Hose Couplings

Features

- Special tooling is required to attach these couplings to hose
- Hardcoat finish
- Complete set

Specifications

- Working pressure: **800 PSI** at ambient temperature **70°F (21°C)**
- 3/4 and 1" NST threads are the same size; also known as chemical hose thread (CHT) or booster hose thread



Hose Size	Thread Type	Bowl Size	Aluminum Hardcoat Part #
3/4"	1" NPSH	1-1/4"	ABH08125
1"	1" NST (NH)	1-7/16"	ABH10143F
		1-1/2"	ABH10150F

Forged Forestry Couplings

Feature

- Common quarter turn sexless head (a 1-1/2" QT fitting will mate with a 3/4" QT or 1" QT)

Specification

- Maximum operating pressure: **300 PSI** at ambient temperature **70°F (21°C)**

1/4 Turn Male

Thread	Forged Aluminum Part #
3/4" GHT	QTM75GHT-F
1" NPSH	QTM100S-F
1" NPT	QTM100T-F
1 1/2" NST (NH)	QTM150F-F
1-1/2" NPT	QTM150T-F



1/4 Turn Female

Thread	Forged Aluminum Part #
3/4" GHT	QTF75GHT-F
1" NPSH	QTF100S-F
1" NPT	QTF100T-F
1-1/2" NST (NH)	QTF150F-F
1-1/2" NPT	QTF150T-F



Forestry Coupling Gasket

Neoprene Part #
QTG-F



Quick Connect Forestry Expansion Ring Couplings

Feature

- Sold in sets of (2) with expansion ring

Hose Size	Bowl Size	Forged Aluminum Part #
1-1/2"	1-11/16"	QTX150-F



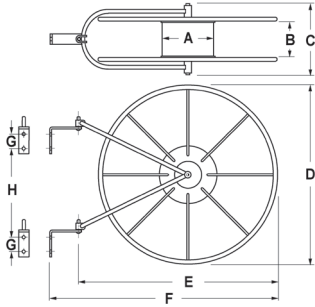
Style V Swing Type Hose Storage Reels



Features

- Drum storage of collapsible hose prevents damaging kinks, allowing longer hose life
- Pivot mounting permits reel to swing to the proper angle preventing twists and kinks
- Open sides allow faster hose drying, to prevent mold and mildew
- Red polyester powder coat finish
- Wall mounting is standard; (2) wall mounting brackets included
- Style V5 (when used with 1-1/2" hose only), has a space between the reel sides to accommodate two widths of hose side by side, for maximum capacity in minimum space
- Replacement brackets - 1212-0930-4, (2) per set

C



Size	Hose Capacity			A	B	C	D	E	F	G	H	Steel Part #
	Rack	Single	Double									
1-1/2" - 1-3/4"	100'	75'	50'	8"	3"	7-1/2"	21"	23"	27"	2"	11-3/8"	FHR-V1
	150'	100'	75'	8"	3"	7-1/2"	26"	29"	33"	2"	15"	FHR-V2
1-1/2"	300'	200'	150'	8"	5-1/2"	9-1/2"	26"	30"	34"	2"	13"	FHR-V5
2" - 2-1/2"	150'	100'	75'	8"	5-1/2"	9-1/2"	26"	30"	34"	2"	13"	FHR-V5

Covers for Style V Swing Type Hose Storage Reels

Features

- Velcro™ closures
- Printed on both sides



Cover for	Dimensions	Vinyl Coated Nylon Part #
FHR-V2	26"	FHR-C
FHR-V1	21"	FHR-C1
FHR-V5	26"	HSRC26

Swing Type Hose Storage Reels

Features

- One piece wall bracket (14 gauge), for easier mounting
- 180° swing will also take pipe clamps to 3"
- Compact size - smaller reel hub to allow more hose storage
- Baked red enamel finish
- Welded construction - rim (18 gauge) hub cap, welded spokes form solid wheels, separated by a molded poly hub and bolted together to form a sturdy unit
- Hose is double rolled from the center of length coupled to valve and nozzle
- Hose is ready for action when completely removed and valve is open

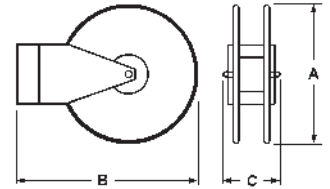
Material

- 14 gauge steel support arms

Hose Size	Hose Capacity		Steel Part #
	Lightweight	Rubber Lined	
1-1/2"	150'	50' - 75'	HSR18
	250'	100'	HSR24
2-1/2"	100'	100'	HSR25-24

Dimensions

Cover for	A	B	C
HSR18	18"	23-1/2"	6-1/4"
HSR24	24"	29"	6-1/4"
HSR25-24	24"	29"	8-1/4"



C

Covers for Swing Type Hose Reels

Application

- To be used with hose storage reels, bright red fabric reinforced PVC with Velcro™ closures for quick release

Feature

- "Fire Hose / Keep Clear" printed on one side

Cover for	Dimensions	Vinyl Part #
HSR18	16" - 18"	HSRC18
HSR24	24"	HSRC24
HSR25-24	24" - 25"	HSRC25-24



Heavy Duty, High Capacity Swing Type Hose Storage Reel

Features

- Welded steel wall bracket swings 180°
- Wall bracket adapts to pipes (1-1/2" - 3") with an optional pipe bracket kit
- Red baked enamel finish
- Supplied with hook-and-loop back strap to keep hose securely wound

Size	Hose Capacity		16-gauge steel Part #
	Single Jacket	Double Jacket	
1-1/2"	200'	150'	DXHDR25HC
2-1/2"	100'	75'	

Cover for Heavy Duty Swing Type Hose Storage Reel

Application

- To be used with hose storage reels

Feature

- "Fire Hose / Keep Clear" printed on one side

Cover for	Dimensions	Vinyl Part #
DXHDR25HC	l: 26", h: 25", w: 8"	DXHDRC25HC



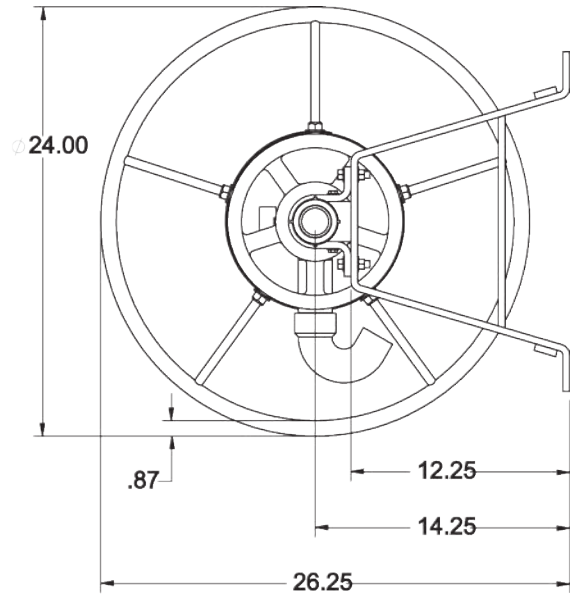
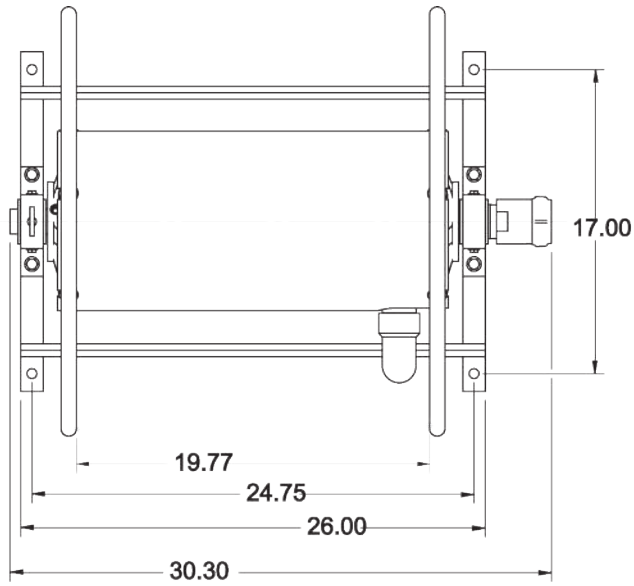
Pipe Brackets for Heavy Duty Swing Type Hose Storage Reel

Description	Vinyl Part #
pipe bracket set	DXHDR25PB



Global Continuous Flow Reels

C



Features

- Greaseless swivel and reel bearings improve performance
- Optional adapters (order separately):
 FM15S15F = 1-1/2" FNPSH x 1-1/2" MNST brass
 FM15I15F = 1-1/2" FNPT x 1-1/2" MNST brass
- Replacement inlet swivel joints at bottom of page

Hose Size and Capacity		Inlet Size	Outlet Size	Steel Part #
3/4"	250'	1-1/2" NPT	1-1/2" NPT	FD47IR-150-100
1"	150'			
1-1/2"	100'			



Cover for Global Continuous Flow Hose Reel

Cover for	Dimensions	Vinyl Part #
FD47IR-150-100	22" x 24" x 24"	FD47-C2

Replacement Inlet Swivel Joint for FD47I-150-100



Features

- Ball-bearing swivel
- Requires no lubrication

Specification

- 200 PSI

Size	Cast Brass Part #
1-1/2"	CSSF150T


Continuous Flow Reels

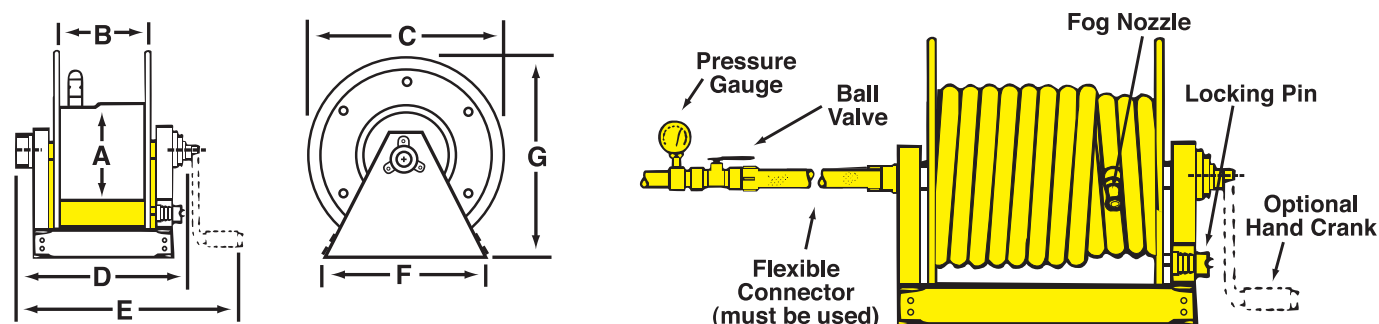
Features

- Allows immediate and continuous flow of water at all times during deployment of hose
- One-person operation
- Use with non-collapsible hose shown on page 10
- Powder coated with an electrostatically-applied, thermally-fused, red polyester finish steel drum
- Rims and universal mounting stand

Specification

- Female NPT inlet with male NST (NH) hose thread outlet

A flexible connector assembly must be installed directly between the hose reel inlet hub and the water supply. Failure to use the flexible connector assembly will void the warranty. 



Hose Size and Capacity			A	B	C	D	E	F	G	Inlet Size	Outlet Size	Steel Part #
3/4"	1"	1-1/2"										
150'	125'	---	10-1/2"	11-1/2"	24"	19-1/4"	24"	21-3/4"	26"	1"	1"	CFR47-1-100
250'	150'	100'	10-1/2"	20-1/2"	24"	28-1/4"	33"	21-3/4"	26"	1-1/2"	1-1/2"	CFR47-150-100
400'	300'	150'	10-1/2"	28"	24"	35-3/4"	40-1/2"	21-3/4"	26"	1-1/2"	1-1/2"	CFR47-1-200
---	---	200'	10-1/2"	34"	24"	41-3/4"	46-1/2"	21-3/4"	26"	1-1/2"	1-1/2"	CFR47-150-200

Optional Accessories

Description	Part #
1" x 18" flexible connector (male NPT x male NPT)	DX2836
1-1/2" x 18" flexible connector (male NPT x male NPT)	DX2839
hand crank	CFR-HC
repair kit: contains O-ring, PTFE retaining ring for the inlet casting, spacer washer, and (2) steel retaining rings for the manifold	CFR-RK

Covers for Continuous Flow Hose Reels

Cover for	Dimensions H x W x D	Vinyl Part #
CFR47-1-100	26" x 20" x 26"	CFR47-C1
CFR47-1-200	26" x 36" x 26"	CFR47-C2
CFR47-150-100	26" x 29" x 26"	CFR47-C3
CFR47-150-200	26" x 42" x 26"	CFR47-C4



Carbon Steel Hose Reels



HD150-100PCR

Sizes

- 24" stand
- Inlet: brass 1-1/2" MNPT 90° swivel
- Outlet: brass 1-1/2" MNST gooseneck
- 1-1/2" non-collapsible UVX hose (up to 150')

Features


- Friction brake
- Left hand inlet
- Right hand inlet
- Red hose reel cover (hose not included)
- Natural, galvanized finish or red powder coated
- Made in USA
- Custom colors available; contact Dixon®

Materials

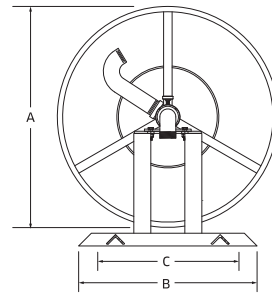
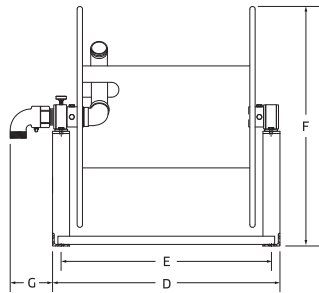
- Reel and frame: heavy-duty welded carbon steel
- Reel and frame: hot dipped galvanized
- Waterway: brass and stainless steel
- Hardware: 316L stainless steel
- Bearings: greaseless polyethylene
- Hose roller assembly (aluminum or stainless steel brackets)
- Manual rewind hand crank (stainless steel with polyethylene handle)

Specifications

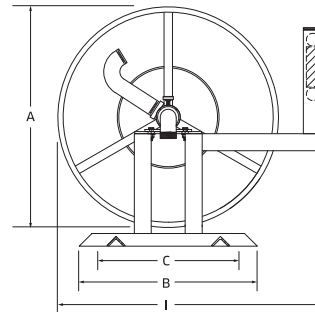
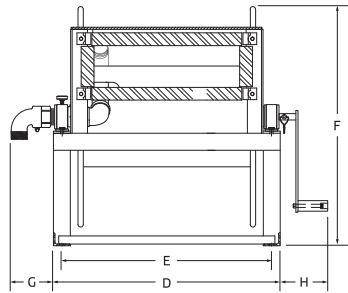
- Maximum working water pressure: **200 PSI**
- Inlet: brass 1-1/2" FNPT straight swivel inlet



HD150-100G



HD150-100PCRACC



Hose Capacity		Dimensions								
		A	B	C	D	E	F	G	H	I
3/4"	0-250'	26"	21"	17"	26"	24-3/4"	29-3/16"	5"	5-9/16"	31"
1"	0-200'									
1-1/2"	0-150'									

Description	Part #
standard features, galvanized finish	HDR150-100G
hose roller assembly (aluminum), hand crank, galvanized finish	HDR150-100GACC
standard features, galvanized and powder coated (red) finish	HDR150-100PCR
hose roller assembly (aluminum), hand crank, galvanized and powder coated (red) finish	HDR150-100PCACC

Hump Racks

Features

- Compact, neat, and economical method of storing collapsible hose
- Pivot mounting permits rack to swing, preventing kinks and twists
- Rugged steel construction provides long, dependable service
- Red enamel finish for protection
- Open sides allow faster drying to prevent mold and mildew
- Wall mounting brackets are standard

Hose Size	Hose Capacity			Steel Part #
	Synthetic	Single Jacket	Double Jacket	
1-1/2" - 1-3/4"	100'	50'	---	FHHR-1
	150'	100'	50'	FHHR-3
2" - 2-1/2"	100'	50'	---	FHHR-2
	150'	100'	50'	FHHR-4
1-1/2" - 1-3/4"	200'	150'	100'	FHHR-5



Covers for Hump Racks

Cover for	Dimensions	Vinyl Part #
FHHR-1 or FHHR-2	16" x 25-1/2" x 6"	FHHR-C
FHHR-3 or FHHR-4	24" x 29-1/2" x 6"	FHHR-C4
FHHR-5	33-1/2" x 35-1/2" x 6"	FHHR-C5



Hose Racks

Features

- Can be used for fire or water hose
- Provides compact and economical hose storage
- Curved saddle design avoids sharp bends in the hose prolonging hose life
- Red enamel finish

Material


- Constructed from 12 gauge sheet steel

Hose Size	Hose Capacity			Steel Part #
	Rack	Single Jacket	Double Jacket	
1-1/2" - 1-3/4"	50'	---	---	HR1610-3
	100'	---	---	HR1610-6
1-1/2" - 2-1/2"	200'	150'	100'	HR1610
2" - 2-1/2"	50'	---	---	HR1610-4





Pin Rack Hose Assembly



Specifications

- Components include: rack nipple, UL **300 PSI** angle valve, semi-automatic fire hose pin rack, brass rack nozzle, and a length of 1-1/2" pin rack hose

Approvals

- UL listed and Factory Mutual approved
- Per NFPA 1962, Chap. 4, in-service hose shall be un-racked and physically inspected at least annually



NST (NH) Thread	Hose	Part #
1-1/2"	50'	FHPR150-50CBF
	75'	FHPR150-75CBF
	100'	FHPR150-100CBF

Semi Automatic Fire Hose Pin Racks

Features

- Red enameled steel
- Holds up to 100' of either 1-1/2" or 2-1/2" rack hose

Approval

- 1-1/2" is UL listed and Factory Mutual approved



Hose Size	For use with		Steel Part #
	Valve	Nipple	
1-1/2"	AVF150	PRN150F	FHPR150
2-1/2"	AVF250	PRN250F	FHPR2515

Covers for Pin Racks

Application

- Used on FHPR150, FHPR150-50CBF, FHPR150-75CBF, FHPR150-100CBF

Feature

- 10 oz. red vinyl with Velcro™ closures



Size	Vinyl Part #
25" x 30" x 6"	PRC

Pin Rack Nipples

Material

- Finish: -C polished chrome plated



Male NPT	Male NST (NH)	Brass Part #
1-1/2"	1-1/2"	PRN150F
2-1/2"	2-1/2"	PRN250F

Pin Rack Wall Bracket

Application

- Used to support hose rack independent of a stand pipe valve



Aluminum Part #
PRWB

C

Steel Hose Cabinet



Features

- Designed for wall installation, with or without legs, or free standing
- Supplied with holes in the back for wall mounting and 1" pipe couplings on the bottom for adding legs
- Hose, accessories, and mounting hardware not included
- Furnished without legs; if legs are required, contact Dixon®

Material

- Red polyester coated finish on 18-gauge steel

Approval

- Factory Mutual approved



C

Steel Part

HC30143

Dimensions

Width	Depth	Height
60"	15"	48"

Basic Approved Equipment for Hose Cabinet

Examples			Quantity Required		
Part #	Description	Page #	Factory Mutual	UL & FIA	ISO
A525-50RAF ¹	2-1/2" x 50' single jacket hose	4	4	5	5
A515-50RAF ¹	1-1/2" x 50' single jacket hose	4	2	0	0
UPP250F ¹	Underwriters play pipe	35	0	2	2
BFN250NST ¹	2-1/2" adjustable fog nozzle	32	2	0	0
BFN150NST ¹	1-1/2" adjustable fog nozzle	32	1	0	0
HA2515F ¹	2-1/2" x 1-1/2" pin lug adapter	52	1	0	0
233	universal spanner	80	4	5	5
189	adjustable hydrant wrench	81	2	2	2
PHFA6	6 lb. fire axe	103	0	1	1
FCB48	crowbar	---	0	1	1
SW150 ¹	1-1/2" hose coupling gasket	19, 20, 29, 34, 66, 127, 133	4	5	5
SW250 ¹	2-1/2" hose coupling gasket	19, 20, 29, 34, 66, 73, 127, 133	2	0	0

¹ Threads must be appropriate to the authority having jurisdiction

Fire Jacket for Hose

Application

- Used to protect hose and hose assemblies, tubing, piping, wiring and cables from high temperatures, direct flame, or molten splash

Features

- Helps maintain line temperature and reduce environmental overheating and overcooling
- Sleeving slides easily over hose and expands to go over fittings
- Resistant to hydraulic fluids and lubricating oil
- Iron oxide red color
- Supplied in 50' lengths
- Made in USA

Material

- Compounded silicone rubber coating over fiberglass

Specifications

- Temperature range: -65°F to 500°F (-54°C to 260°C)

Approvals

- Completely non-asbestos, REACH - ROHS compliant
- Meets flammability requirements of UL 94 HB & UL 94 V-0



D

Nominal ID	Part #
1/4"	0610-4
3/8"	1010-6
1/2"	1310-8
5/8"	1610-10
3/4"	1910-12
7/8"	2210-14
1"	2510-16
1-1/4"	3210-20
1-1/2"	3810-24
1-3/4"	4510-28
2"	5110-32
2-1/2"	6410-40
3"	7610-48
4"	10210-64

Fire Jacket Tape

Application

- Used to seal the ends of fire jackets to prevent fraying and fluid wicking

Features

- Completely non-asbestos
- Iron oxide red color
- Made in USA

Specification

- Temperature range: -45°F to 380°F (-45°C to 200°C)



Size	Length	Silicone Rubber Part #
1"	12 yards	FTH100

Non-Adhesive Fire Tape

Features

- Fluid resistant to hydraulic fluids and lubricating oils
- Should be installed in a spiral wrap utilizing 30% to 50% overlap
- Iron oxide red color
- Made in the USA

Specification

- Temperature range: -65°F to 500°F (-54°C to 260°C)



Width	Length	Fiberglass Coated Silicone Rubber Part #
3"	50'	4055-3

Bumpered Fog Nozzles



Features

- Straight stream, capable of greater than 100° spray angle
- Twist shut-off and flow-type change

Specification

- Maximum working pressure: **100 PSI**; maximum rated pressure: **175 PSI**

Approvals

- FM Approved for class A and B fires
- UL certified for class A and B fires



BBN75

Size	Thread	Rated Flow at Rated Pressure (GPM)	Rated Flow at Wide Open: GPM @ 100 PSI	Approvals			Brass Part #
				FM	UL	ULC	
3/4"	GHT	51	51	✓	✓	✓	BBN75GHT
	NPSH			✓	✓	✓	BBN75
1"	NPSH	54	54	✓	✓	✓	BBN100
	NST			✓	✓	✓	BBN100NST

Global Approved Fog Nozzles



Applications

- Industrial
- Rack and reel assemblies

Feature

- Straight stream, fog, shut-off

Specification

- Maximum working pressure: **150 PSI** (water only)

Approvals


- FM Approved
- UL certified, ULC Listed



Size	Thread	Brass Part #
1-1/2"	NPSH	GBN150
	NST	GBN150NST
2-1/2"	NST	GBN250NST

Electrical Fire All-Fog Nozzles

Features

- Delivers 30° - 60° - 90° fog pattern, shutoff to 30° fog, adjustable to 90° fog
- Supplied with bumper
- Use of this nozzle is not likely to prove hazardous when nozzle is held in excess of 10 feet from electrical apparatus and circuits not involving more than 250,000 volts 

Specification

- Maximum operating pressure: **100 PSI** (water only) at **70°F (21°C)**

Approvals

- UL listed approved for class C fires
- Products are to be reapproved; data subject to change in coming month



Size	Thread	Wide Open GPM @ 100 PSI	Brass Part #
1-1/2"	NST (NH)	96	BFNE150NST
	NPSH		BFNE150

NOTE: Replacement washers can be found on page 19; flow rate chart on following page 33



Industrial Fog Nozzles

Features

- Delivers 30° - 60° - 90° fog pattern - shut-off - straight stream - fog
- Supplied with bumper

Specification

- Maximum operating pressure: **175 PSI**
(water only) at **70°F (21°C)**

Approval

- UL listed and Factory Mutual approved for class A and B fires (except noted^{1,2})



Size	Thread	90° Spray GPM @ 100 PSI	Brass Part #
1-1/2"	NPSH	85	BFN150
2"		108	BFN200 ^{1,2}
2-1/2"		205	BFN250
1"	NST (NH)	32	BFN100NST
1-1/2"		85	BFN150NST
2-1/2"		205	BFN250NST ²

¹ Not UL Listed

² Not Factory Mutual approved

NOTE: Replacement washers can be found on page 19

Heavy Duty Industrial Fog Nozzles

Features

- Delivers 30° - 60° - 90° fog pattern - shut-off - straight stream - fog
- Supplied with bumper

Specification

- Maximum operating pressure: **175 PSI** (water only) at **70°F (21°C)**

Approvals

- Factory Mutual approved
- Products are to be reapproved; data subject to change in coming months



Size	Thread	90° Spray GPM @ 100 PSI	Brass Part #
1"	NPSH	---	HFN100
1-1/2"		88 (+/-12)	HFN150
1"	NST (NH)	---	HFN100NST
1-1/2"		88 (+/-12)	HFN150NST
		---	HFN150NYFD

NOTE: Replacement washers can be found on page 19; flow rate chart on following page 33

High Pressure Industrial Fog Nozzles

Features

- Combination straight stream and fog - shut-off - straight stream - fog
- Large one-piece rubber bumper with molded teeth
- Knurled base

Specifications

- Working pressure: **25 to 300 PSI**
(water only) at **70°F (21°C)**

Approval

- Factory Mutual approved



Size	Thread	90° Spray GPM @ 100 PSI	Brass Part #
1-1/2"	NPSH	117	HPFN150
	NST (NH)		HPFN150NST

NOTE: Replacement washers can be found on page 19; flow rate chart on following page 33

E



Fog Nozzles

Features

- Shutoff - straight stream - fog
- Brass stem

Specification

- Maximum operating pressure: **100 PSI** (water only) at **70°F (21°C)**

Size	Thread	90° Spray GPM @ 100 PSI	Polycarbonate ¹ Part #	Polycarbonate ² Part #
3/4"	GHT	8.0	FNB75GHT ^{3,4}	---
	NPS	30.9	FNB75S ⁴	---
1"	NPS	11.4	FNB100S ⁴	FN100S
		30.9	HGB100S	---
1-1/2"	NPS	83.6	FNB150S	FN150S
1"	NST (NH)	11.4	FNB100NST	FN100NST
		30.9	HGB100NST	---
1-1/2"	NST (NH)	83.6	FNB150NST	FN150NST

- ¹ With bumper
- ² Without bumper
- ³ Standard flow
- ⁴ 120° spray **GPM @100 PSI**

NOTE: Replacement washers can be found on page 19



with bumper



without bumper

Fog Nozzle Flow Rate Chart

Part #	Inlet Pressure		Straight Stream		30°		60°		90°	
	PSI	kPa	GPM	LPM	GPM	LPM	GPM	LPM	GPM	LPM
BFN100	50	(345)	18	(68)	21	(79)	24	(91)	27	(102)
	75	(517)	22	(83)	25	(95)	28	(106)	32	(121)
	100	(690)	24	(91)	28	(106)	32	(121)	36	(136)
BFN250	50	(345)	90	(341)	120	(454)	130	(492)	145	(549)
	75	(517)	100	(379)	140	(530)	150	(568)	180	(681)
	100	(690)	110	(416)	165	(625)	180	(681)	205	(776)
HFN100	100	(690)	25	(95)	---	---	---	---	---	---
HFN150	100	(690)	---	---	---	---	---	---	86	(326)
HPFN150	275	(1040)	---	---	---	---	---	---	130	(492)

Domestic Rack Nozzles

Features

- Delivers 30° - 60° - 90° fog pattern - shut-off - straight stream - fog
- Supplied without bumper

Approvals

- UL listed and Factory Mutual approved for class A and B fires
- Products are to be reapproved; data subject to change in coming months

Specification

- Maximum operating pressure: **100 PSI** (water only) at **70°F (21°C)**

Size	Thread	Wide Open GPM @ 100 PSI	Brass Part #
1-1/2"	NST (NH)	100	BRN150NST
	NPSH		BRN150

NOTE: Replacement washers can be found on page 19



Global Rack Nozzles

Features

- Delivers 30° - 60° - 90° fog pattern - shut-off - straight stream - fog
- Supplied without bumper

Approvals

- UL listed and Factory Mutual approved for class A and B fires
- New UL and FM approvals are pending due to change in standard UL 401
- Products are to be reapproved; data subject to change in coming months

Specification

- Maximum operating pressure: **100 PSI** (water only) at **70°F (21°C)**

Size	Thread	Wide Open GPM @ 100 PSI	Brass Part #
1-1/2"	NST (NH)	100	BRN150NST-I
	NPSH		BRN150S-I

NOTE: Replacement washers can be found on page 19



Ball Shut-Offs



Feature

- Full-time swivel base ensures durable rubber-like handle can be positioned for easy operation

Specification

- Maximum operating pressure: **100 PSI** (water only) at 70°F (21°C)

Thread	Length	Waterway	Cast Brass Part #
1-1/2" NST (NH)	4-3/4"	1-3/8"	BSO150NST
1-1/2" NPSH			BSO150S

Replacement Part

Description	Composite Part #
replacement handle	BSO150-H

Nozzle Tips

Feature

- Straight stream only

Specifications

- Maximum operating pressure: **100 PSI** (water only) at 70°F (21°C)
- **74 GPM @ 100 PSI**



Thread	Length	Orifice	Satin Finish Brass Part #
1" NST (NH)	4-3/4"	1/2"	BNT100F
1" NPSH			BNT100S
1-1/2" NST (NH)			BNT150F
1-1/2" NPSH			BNT150S

Plain Hose Nozzles

Specification

- Maximum operating pressure: **100 PSI** (water only) at 70°F (21°C)



Size	Thread	Overall Length	Orifice	Replacement Gasket	Satin Finish Brass	
					Previous Part #	Part #
3/4"	GHT	6"	1/4"	KRW5	500SN6	BN6
	NPSH	6"	1/4"	KRW5	---	BN7
1"	NPSH	8"	5/16"	KRW10	---	BN10
1-1/4"	NPSH	10"	3/8"	KRW15	---	BN12
1-1/2"	NPSH	10"	1/2"	KRW20	---	BN15
2"	NPSH	12"	9/16"	SW200	---	BN20
2-1/2"	NPSH	12"	1"	KRW35	---	BN25
1"	NST (NH)	8"	5/16"	SW100F	---	BN10F
1-1/2"	NST (NH)	10"	1/2"	SW150	---	BN15F
2-1/2"	NST (NH)	12"	1"	SW250	---	BN25F
1-1/2"	NYFD	10"	1/2"	SW150	---	BN15NYFD
2-1/2"	NYFD	12"	1"	SW250	---	BN25NYFD

Imported Twist Nozzles

Specification

- Maximum operating pressure **150 PSI** (water only)



Thread Size	Length	Extruded Brass	
		Previous Part #	Part #
3/4" GHT	4"	---	BTN75
	6-3/4"	500-AN7	500AN4
			500AN7

E

Red Plain Hose Nozzles

Specification

- Maximum operating pressure: **100 PSI** (water only) at **70°F (21°C)**

Size	Thread	Length	Orifice	Polycarbonate Part #
1-1/2"	NPSH	10"	1/2"	PN15
	NST (NH)			PN15F



UL Play Pipes with Tip

Application

- Often required in hydrant houses by insurance underwriters

Features

- Swivel handle, red marlin trim
- Comes standard with 1-1/8" orifice tip

Specification

- Maximum operating pressure: **100 PSI** (water only) at **70°F (21°C)**

Approvals

- UL listed and Factory Mutual approved
- ULT male thread specification: 2-3/16" ODM x 12 TPI

Size	Female Thread	Male Thread	Overall Length	Brass Part #
2-1/2"	NST (NH)	ULT	30"	UPP250F
				playpipe only



Tips

Specification

- Maximum operating pressure: **100 PSI** (water only) at **70°F (21°C)**

Approval

- ULT male thread specification: 2-3/16" ODM x 12 TPI

Orifice	Cast Satin Finish Brass Part #
1-1/8"	UPPT
1-1/4"	UPPT125
1-1/2"	UPPT150
1-3/4"	UPPT175



Street Cleaning Nozzles

Feature

- Welded fabrication

Size	Connection	Aluminum Part #
2"	female cam	200DBAL
3"	female cam	300DBAL



U.S. Coast Guard Approved AFFF / Water Fog Nozzles



CGSN150F



CGSN151F

Application

- Designed for maximum efficiency with AFFF (Aqueous Film Forming Foams) or water on shipboard, offshore rigs, and industrial applications

Features

- Corrosion resistant brass construction
- Rubber-like bumper and handle for added protection
- Zytel (nylon) horseshoe handle
- Double row of molded teeth for excellent fog pattern
- Flush without shutting down
- Constant gallonage in all fog and straight stream patterns
- Combination fog and straight stream

Specification

- Maximum operating pressure: **100 PSI** (water/AFFF only) at **70°F (21°C)**

Thread NST (NH)	Description	Fog Flow GPM @ 100 PSI	Approval #	Brass Part #
1-1/2"	nozzle	95	162.027/13/0	CGSN150F
	nozzle w/pistol grip		162.027/14/0	CGSN151F

NOTE: Gaskets are special order. Please call 877.712.6179 for assistance.

Thread NPSH	Description	Fog Flow GPM @100 PSI	Brass Part #
1-1/2"	nozzle	95	CGSN150S
	nozzle w/pistol grip		CGSN151S

U.S. Coast Guard Approved Fog Nozzles

Application


- Designed to U.S. Coast Guard specifications for fighting fires with drafted water; required equipment for all commercial vessels under U.S. registry

Features

- Corrosion-resistant brass construction
- Combination fog and straight stream for shipboard fire fighting
- Applicator tips are available; consult Dixon® for pricing and availability

Specification

- Maximum operating pressure: **100 PSI** (water/AFFF only) at **70°F (21°C)**



Thread	Fog Flow GPM @100 PSI	Cast Brass Part #
1-1/2" NST	55	CGN150NST
2-1/2" NST	108	CGN250NST

NOTE: Gaskets and tips are special order. Please call 877.712.6179 for assistance.

Omega™ Monitor



Features

- Cast-in turning vanes for a more efficient flow
- 360° horizontal and 150° vertical travel
- 4 bolt hole pattern on flange

Specification

- Friction loss: **10 PSI** at **800 GPM** (.7 bar at 3030 LPM)

Approval

- Factory Mutual approved



Size	Inlet	Outlet	Waterway	Flow GPM	Brass Part #
17" x 11-1/2"	3" flange	2-1/2" MNST	3"	1250	AK3526-300FL

NOTE: For flange dimensions, diagrams and additional information please reference dixonvalve.com.

Monitor Nozzle

Features

- Fixed teeth
- Combination straight stream and fog - no shutoff
- Fixed gallonage master stream nozzle

Specifications

- Factory set at **500 GPM** (1900 LPM); field changeable to **300** or **700 GPM** (1140 or 2660 LPM)
- Maximum operating pressure: **100 PSI** (water only)



Size	Thread	90° Spray GPM @ 100 PSI	Brass Part #
2-1/2"	NST (NH)	500	AK4450NST

NOTE: Gaskets are special order, please call 877.712.6179 for assistance.

FirePro™ Monitor



Features

- 360° horizontal and 140° vertical travel
- Red epoxy finish standard
- 150# ASA raised face 4" flange

Specification

- Seamless 2-1/2" monitor - rated at **750 GPM**

Approval

- Factory Mutual approved

Materials

- Carbon steel construction, stainless steel discharge tip and ball bearings



Size	Inlet	Outlet	Waterway	Flow GPM	Carbon Steel Part #
22" x 13"	4" flange	2-1/2" MNST	2-1/2"	750	FP475S

NOTE: Gaskets are special order, please call 877.712.6179 for assistance.

NOTE: For flange dimensions, diagrams and additional information please reference dixonvalve.com.

Master Stream Nozzles

Features

- Featuring a straight stream to fog 'quick throw' pattern change
- Constant gallonage

Specification

- Factory set at **500 GPM**

Size	Thread	Material	Part #
2-1/2"	NST (NH)	brass	FP500B ¹
		aluminum	FP500A ²



¹ Factory Mutual approved



² Not Factory Mutual approved

NOTE: Gaskets are special order, please call 877.712.6179 for assistance.



Factory Mutual Approved Fog Nozzles

Features

- Shutoff - straight stream - fog
- Wings on sleeve for ease of adjustment

Material

- Brass stem with locking nut

Specification

- Maximum operating pressure: **100 PSI** (water only) at **70°F (21°C)**

Approval

- Factory Mutual approved



with bumper



without bumper

Size	Thread	90° Spray GPM @ 100 PSI	FM Approved Polycarbonate ¹ Part #	Polycarbonate ^{2,4} Global Part #
3/4"	GHT	30.9	SL075GHT ³	---
	NPSH	30.9	SL075 ³	---
1"	NPSH	30.9	SL100 ³	PFNB100S
1-1/2"	NPSH	75.0	SL150	PFNB150S
1"	NST (NH)	30.9	SL100NST	---
	NST (NH)	75.0	SL150NST	PFNB150NST

- ¹ With bumper
- ² Without bumper
- ³ 120° spray on 3/4" and 1"
- ³ Not Factory Mutual approve

Polycarbonate Electrical Fire All-Fog Nozzles

Feature

- Opens and closes in a 30° fog pattern up to 120°- no straight stream

Material

- Brass stem

Specification

- Maximum operating pressure: **100 PSI** (water only) at **70°F (21°C)**



Size	Thread	75° Spray GPM @ 100 PSI	Polycarbonate Part #
1-1/2"	NPS	92	FNBE150S
	NST (NH)		FNBE150NST

Fog Nozzle Gaskets



Size	Thread	ID	OD	Thickness	Nitrile Rubber Part #
1"	NPSH	0.937"	1.234"	0.125"	FNG100S
		1.000"	1.375"	0.125"	HGG100S
1-1/2"	NPSH	1.500"	1.827"	0.125"	FNG150S
1"	NST (NH)	0.937"	1.281"	0.125"	FNG100NST
		1.000"	1.375"	0.125"	HGG100NST
1-1/2"	NST (NH)	1.510"	1.906"	0.125"	FNG150NST

NOTE: Dimensions are nominal

Constant Flow Fog Nozzles

Features

- Provides consistent volume at any spray angle
- Adjusts from straight stream to fog

Specification

- Maximum operating pressure: **100 PSI** (water only) at **70°F (21°C)**

Material

- Red polycarbonate with bumper and black plastic and steel stem

Approval

- 1" and 1-1/2" are ULC listed

Size	Thread	90° Spray GPM @ 100 PSI	Polycarbonate Part #
3/4"	GHT	8	CFB75GHT
1"	NPSH	22	CFB100S
1-1/2"	NPSH	75	CFB150S ¹
		150	HGCFB150S ²
2"	NPSH	75	CFB2015S ¹
		150	CFB200S ²
1"	NST (NH)	22	CFB100NST
1-1/2"	NST (NH)	75	CFB150NST ¹
		150	HGCFB150NST ²
2-1/2"	NST (NH)	150	CFB250NST ³
		215	HGCFB250NST ^{2,4}


¹ Standard flow

² High flow


³ Provided with handles

NOTE: Gaskets located below

NOTE: NYF– New York Fire Dept. Thread 1" (2.100 ODM X 8 TPI) – 2-1/2" (3.030 ODM X 8 TPI)
 CF – Chicago Fire Dept. Thread 1-1/2" (1.933 ODM X 11.5 TPI) – 2-1/2" (2.990 ODM X 7.5 TPI)
 NYC– New York Corporation Thread 1-1/2" (2.093 ODM X 11 TPI) – 2-1/2" (3.000 ODM X 8 TPI)
 Also available CSA, BAT, NSS



2-1/2" nozzle with handles



2-1/2" nozzle without handles



1" nozzle

Blue Refinery Fog Nozzles

Features

- Provides consistent volume at any spray angle
- Adjusts from straight stream to fog
- Resistant to petrochemicals

Specification

- Maximum operating pressure: **100 PSI** (water only) at **70°F (21°C)**

Materials

- Glass-filled
- Blue polycarbonate with bumper and black plastic and steel stem

Size	Thread	90° Spray GPM @ 100 PSI	Polycarbonate Part #
1-1/2"	NPSH	75	RNB150S
	NST (NH)	75	RNB150NST



Gaskets

Application

- Used on constant flow and refinery fog nozzles

Size	Thread	ID	OD	Thickness	Nitrile Rubber Part #
1"	NPSH	0.900"	1.270"	0.125"	CFG100S
1-1/2"		1.510"	1.878"	0.125"	CFG150S
2"		1.680"	2.340"	0.156"	CFG200S
1"	NST (NH)	0.900"	1.270"	0.125"	CFG100NST
1-1/2"		1.510"	1.906"	0.125"	CFG150NST
2-1/2"		2.250"	3.000"	0.187"	CFG250NST

NOTE: Dimensions are nominal



Tri-Flo Fog Nozzles

Features

- Corrosion resistant plated aluminum
- Combination 170° fog and straight stream
- Venturi flow improves straight stream and gallonage
- No nozzle teeth eliminates fingers and voids in the spray pattern thus producing a dense fog



Size	Thread	GPM @ 100 PSI Straight Stream	6061 T-6 Aluminum Part #
1-1/2"	NST	60-100-140	TFN150NST-140
	NPSH		TFN150-140
	NST	75-150-200	TFN150NST-200
	NPSH		TFN150-200

Econo Fog Nozzles

Application

- For cabinet use; discourages theft

Features

- Rugged, lightweight, corrosion resistant
- Supplied without bumper



Specification

- For use up to 100 PSI (water only)

Size	Thread	Straight Stream @ 100 PSI	6061-T6 Aluminum Part #
1"	NPSH	56	AFN100
	NST		AFN100NST
1-1/2"	NPSH		AFN150
	NST		AFN150NST

Heavy Duty Constant Flow Fog Nozzles



Size	Thread	Length	GPM @ 100 PSI	Fiberglass Reinforced Composite Part #
1-1/2"	NPSH	5"	95	CFFR150
	NST (NH)			CFFR150NST

Garden Hose Nozzles

Features

- Offers two straight streams and one fog pattern¹
- Massive bumper specially formulated to resist damage and aging
- Corrosion resistant hard coat



GHN75



GHN75-B

Size	Thread	GPM @ 40 PSI Straight Stream		6061-T6 Aluminum Part #
		1st	2nd	
3/4"	GHT - without bumper	1-2	3-4	GHN75
	GHT - with bumper			GHN75-B

¹ Fog pattern is 4-5 GPM @ 40 PSI

Break Apart Attack Nozzles

Application

- Low-cost, versatile, and easy-to-use nozzle for first responders in rural and suburban fire departments

Features

- Minimal training required to connect and operate the nozzle
- Nozzle can be separated from the shut off valve for extended hose lays and other uses

Specification

- Nozzle uses a 1-1/2" coupler, provides **20-90 GPM** fog or straight-stream flows at **100 PSI**

Approval

- Meets or exceeds USDA Forestry Service standards



Size	Thread	Aluminum Part #
1"	NPSH	ABN100S
	NST (NH)	ABN100F
1-1/2"	NPSH	ABN150S
	NST (NH)	ABN150F

Ball Shut-Off Nozzles - Bolted Style

Features

- Rugged and lightweight
- Pistol grip
- Hardcoated female swivel inlet and male outlet

Specification

- Maximum operating pressure: **200 PSI** (water only) at **70°F (21°C)**

Size	Thread	Waterway	Cast Aluminum Part #
1-1/2"	NST (NH)	1-3/8"	ACPS0150F
	NPSH		ACPS0150



Pistol Grip Adapters

Application

- Converts any standard fog nozzle to a well-balanced, easy-to-hold pistol grip fog nozzle, making the job of holding high pressure lines easier

Features

- Full-time ball bearing swivel base
- Corrosion resistant

Approval

- Hardcoated per MIL-A-8625-F TYPE 111 (Polylube 1)

Size	Thread	6061 T-6 Aluminum Part #
1"	NST	PGA100NST
1-1/2"	NST	PGA150NST
	NPSH	PGA150NPSH
2-1/2"	NST	PGA250NST



Single Gallonage Shut-off Nozzles



Size

- 1-1/16" waterway

Features

- Lightweight and easily maneuvered
- Full-time ball bearing swivel base

Materials

- PTFE hard-coated for greater corrosion resistance and durability
- Metal ball with non-stick Delrin® seats

Size	Thread	Constant GPM @ 100 PSI	Aluminum Part #
1"	NST	95	BVSO100NST
	NPSH		BVSO100
1-1/2"	NST	125	BVSO150NST
	NPSH		BVSO150
	NST		BVSO150NST-125
	NPSH		BVSO150-125

Dual Gallonage Shut-off Nozzles



Size

- 1-1/16" waterway

Features

- Lightweight and easily maneuvered
- Full-time ball bearing swivel base

Materials

- PTFE hard-coated for greater corrosion resistance and durability
- Metal ball with non-stick Delrin® seats

Size	Thread	Constant GPM @ 100 PSI	Aluminum Part #
1"	NST	25 - 70	---
	NPSH		BVDSO100
1-1/2"	NST		BVDSO150NST
	NPSH		BVDSO150

Adjustable Tri-Flo Selectable Gallonage Nozzles



Features

- Full-time ball bearing swivel base
- Dense fog delivery with no voids or fingers in pattern

Materials

- Corrosion resistant plated with Neoprene bumper
- Metal ball with non-stick Delrin® seats

Size	Thread	Constant GPM @ 100 PSI	Aluminum Part #
1-1/2"	NST	60 - 100 - 140	BVTSO150NST
	NPSH		BVTSO150
	NST	75 - 150 - 200	BVTSO150NST-200
	NPSH		BVTSO150-200
2-1/2"	NST	100 - 200 - 300	BVTSO250NST

Global Forestry Fog Nozzles



Size	Thread	GPM @ 100 PSI Straight Stream		Anodized Aluminum Part #
		1st	2nd	
1-1/2"	NPSH	23.8	73.9	GFN150
	NST (NH)	37.6	95.0	GFN150NST

Forestry Fog Nozzles

Features

- Maroon hard-coated barrel allows for easy identification
- Corrosion resistant plated
- Dual flow rate nozzles offer two straight stream and two fog patterns
- Combination fog and straight stream

Specification

- Maximum operating pressure: **600 PSI** (water only) at **70°F (21°C)**

Size	Thread	GPM @ 100 PSI Straight Stream		6061-T6 Aluminum Part #
		1st	2nd	
3/4"	GHT	1-2	3-4 ¹	FFN75GHT ¹
1"	NPSH	12	25	FFN100 ^{2,4}
1-1/2"	NPSH	25	70	FFN150
1"	NST (NH)	12	25	FFN100NST
1-1/2"	NST (NH)	25	70	FFN150NST ^{3,4}

¹ GPM @ 40 PSI

² FFN100 meets USFS 5100-239A and NSN 4210-01-165-6603

³ FFN150NST meets USFS 5100-107A and NSN 4210-01-167-1123

⁴ both nozzles conform to Forestry Service specification 5100-239C and 5100-107a



FFN75GHT



FFN100

Forestry Grade Ball Shutoff Nozzles

Feature

- Hardcoated threads, acetal ball, and rigid inlet

Approvals

- NFPA1964 compliant
- FSS specification 5100-238

Specification

- Maximum operating pressure: **600 PSI** at ambient temperature **70°F (21°C)**

Size	Thread	Waterway	Anodized Aluminum Part #
1"	NPSH	3/4"	FBSO100S
1-1/2"		1"	FBSO150S
1"	NST (NH)	3/4"	FBSO100F
1-1/2"		1"	FBSO150F



Forestry Grade Ball Shutoff Pistol Grips

Features

- Hardcoated threads, acetal ball, and full time live swivel inlet

Approvals

- NFPA1964 compliant
- FSS specification 5100-238

Specification

- Maximum operating pressure: **600 PSI** at ambient temperature **70°F (21°C)**

Size	Thread	Waterway	Anodized Aluminum Part #
1"	NPSH	3/4"	FBSO100S-PG
1-1/2"		1"	FBSO150S-PG
1"	NST (NH)	3/4"	FBSO100F-PG
1-1/2"		1"	FBSO150F-PG



Ball Shutoff Nozzle Tips

Size

- 1/2" orifice standard; other sizes available, contact Dixon®

Feature

- Lightweight

Specification

- Maximum operating pressure: **200 PSI** (water only) at ambient temperature **70°F (21°C)**

Size	Thread	Length	Orifice	Anodized Aluminum Part #
1"	NPSH	4"	1/2"	ANT100
1-1/2"		4-3/4"		ANT150
1"	NST (NH)	4"		ANT100F
1-1/2"		4-3/4"		ANT150F



NPSH



NST

NOTE: Gaskets are special order, please call 877.712.6179 for assistance.

Penetrator Nozzles



Feature

- 1/4" discharge orifice generates a high velocity water jet that is effective against deep seated wildland fires

Specifications

- Maximum operating pressure: **200 PSI** (water only) at ambient temperature **70°F (21°C)**
- Designed with standard 1-1/2" NPSH male hose threads that are converted to female thread for connection to the hose using a double female rigid connector

Size	Thread	Length	Orifice	Polycarbonate Part #
1-1/2"	NPSH	5-1/2"	1/4"	PFN4005S
	NST (NH)			PFN4005F

Twin Tip Straight Stream Forestry Nozzles



Size

- Solid, one-piece reversible twin tip has 1/4" and 3/8" orifices

Material

- Molded, high-strength red polycarbonate

Specification

- Maximum operating pressure: **100 PSI** (water only) at ambient temperature **70°F (21°C)**

Size	Thread	Length with tip	Length without tip	Orifice of base nozzle	Polycarbonate Part #
1-1/2"	NPSH	9"	7-1/2"	1/2"	PTTF150S
	NST (NH)				PTTF150F

Ball Shut-Off with Nozzle



FNPSO150F-30

FNPSO150S-30

Features

- Flexible design allows nozzle tip to be detached so a mating foam inductor can be inserted between the tip and shut-off valve
- Lightweight
- Black pistol grip shutoff with nozzle

Specification

- Maximum operating pressure: **150 PSI** (water or AFFF only) at **70°F (21°C)**

Size	Body Color	Thread	GPM	Polycarbonate Part #
1-1/2"	red	NPSH	30	FNPSO150S-30
	orange	NST (NH)		FNPSO150F-30
1-1/2"	red	NPSH	70	FNPSO150S-70
	orange	NST (NH)		FNPSO150F-70

Ball Shut-Off Pistol Grips



Feature

- Lightweight

Specification

- Maximum operating pressure: **150 PSI** (water or AFFF only) at ambient temperature **70°F (21°C)**

Size	Thread	Polycarbonate Part #
1-1/2"	NPSH	PPSO150S
	NST (NH)	PPSO150F

Viper® Forestry Nozzles

Features

- 1.5" ball shutoff nozzle
- Forestry nozzle
- Swiveled female inlet

Materials

- Constructed of hard anodized aluminum
- Handle is made of composite material

Specification

- Maximum working pressure **100 PSI**

Size	Thread	Anodized Aluminum Part #
1"	NST (NH)	DVB1560F
	NPSH	DVB1560S
1-1/2"	NST (NH)	DVB3012F
	NPSH	DVB3012S



Dual Range Nozzle/Tips

Application

- Ideal for forestry, fire fighting, and industrial uses

Features

- Adjustable from fog, to straight, or off with twist shut off
- Heavy duty rubber bumper

Material

- Dual flow nozzles are constructed of hard anodized aluminum and stainless steel internal components

Specification

- Maximum working pressure **100 PSI**

Size	Thread	GPM @ 100 PSI	Anodized Aluminum Part #
1"	NST without bumper	10 - 23	D11023BLF
	NPSH without bumper		D11023BLS
	NST with bumper		DB11023F
	NPSH with bumper		DB11023S
1.5"	NST	20 - 60	D156020F
	NPSH		D156020S



Blue Devil® Select Gallonage Nozzle

Features

- Rylostatic teeth directly machined to the nozzle
- Four gallonage selection rings **5, 10, 25, and 50 GPM** and flush without pattern change

Specification

- Maximum working pressure **100 PSI**

Approval

- NFPA 1964 Compliant

Size	Thread	GPM @ 100 PSI	Part #
1"	NST	5 - 50	DBD550F
	NPSH		DBD550S
	NST	15 - 60	DBD1560F
	NPSH		DBD1560S





Viper® Select Gallonage Nozzle

Feature

- Four gallonage selection rings **30, 60, 90, and 125 GPM**

Materials

- Constructed of E-Lite® aluminum and brass internals

Specification

- Maximum working pressure **100 PSI**

Size	Thread	GPM @ 100 PSI	Part #
1-1/2"	NST	30 - 125	DSG3012F
	NPSH		DSG3012S



Feature

- Four gallonage selection rings **15, 30, 50, and 60 GPM**

Size	Thread	GPM @ 100 PSI	Part #
1-1/2"	NST	15 - 60	DSG1560F
	NPSH		DSG1560S



Viper Select Gallonage Low Flow Nozzle

Features

- Four gallonage selection rings **5, 10, 25, and 40 GPM**
- Available without pistol grip

Materials

- Constructed of E-Lite aluminum and brass internals

Specification

- Maximum working pressure **100 PSI**

Size	Thread	GPM @ 100 PSI	Part #
1"	NST	5 - 40	DSG540F
	NPSH		DSG540S



Viper Constant Gallonage Nozzle

Features

- Fulltime swivels and spinning teeth
- BIMATIC flush system allows flush without shutting down
- Removeable pistol grip

Materials

- Constructed of E-Lite aluminum and brass internals

Specification

- Maximum working pressure **100 PSI**

Size	Thread	GPM @ 100 PSI	Part #
1-1/2"	NST	60 - 95	DCG2510F
	NPSH		DCG2510S
2-1/2"	NST	150 - 200	DCG8020F
	NPSH		DCG8020S



Double Female Hex Adapters

Feature

- Other configurations are available; consult Dixon® for information

Female Thread	Female NST (NH) Thread	Cast Brass Part #
1-1/2" NPT	1-1/2"	FFH1515F
2-1/2" NPT	2-1/2"	FFH2525F
1-1/2" NST (NH)	1-1/2"	FFH15F15F
2-1/2" NST (NH)	2-1/2"	FFH25F25F

Female Thread	Female NYFD	Cast Brass Part #
1-1/2" NYFD	1-1/2"	FFH15NYFD15NYFD
1-1/2" NPT	1-1/2"	FFH1515NYFD
2-1/2" NPT	2-1/2"	FFH2525NYFD

Female Thread	Female Thread	Cast Brass Part #
1-1/2" NPT	1-1/2" NPSH	FFH15T15S



Female Rocker Lug - Suction Adapters with Poly Screen

Feature

- Suction intake with strainer screen

Female NST (NH) Thread	Female NPT Thread	Cast Brass Part #
2-1/2"	1-1/2"	RSFSA25F15T
	2"	RSFSA25F20T
	2-1/2"	RSFSA250F
	3"	RSFSA25F30T



NOTE: All adapters are made to approved Dixon specifications.
 NOTE: Replacement washers can be found on page 66

(Open Snoot) Female Swivel Adapters - Pin Lug

Feature

- Other configurations are available; consult Dixon® for information
- Finishes: -P polished, -C polished chrome plated

Specification

- Double female rigid hexagon to swivel connection, rigid end thread is always NPT, hose thread is on swivel end



Female Swivel Thread	Female Rigid Thread	Cast Brass Part #
1-1/2" NST (NH)	1-1/2" NPT	SF150F
1-1/2" NPSH		SF150S
2-1/2" NST (NH)	2" NPT	SF25F15T
2-1/2" NYFD		SF25F20T
2-1/2" NST (NH)	2-1/2" NPT	SF250NYFD
2-1/2" NPSH		SF250F
2-1/2" NST (NH)		SF250F-P
2-1/2" NST (NH)		SF250F-C
3" NST (NH)	3" NPT	SF250S
3" NYFD		SF25F30T
3" NYFD		SF300F
4" NST (NH)	4" NPT	SF300NYFD
		SF400F



Domestic Female Swivel Adapters - Pin Lug

Feature

- Other configurations are available; consult Dixon for information



Female NST (NH) Swivel Thread	Female Rigid NPT Thread	Cast Brass Part #
1-1/2"	1-1/2"	SF150F-D
2-1/2"	2-1/2"	SF250F-D
	2"	SF25F20T-D

(Open Snoot) Female Swivel Adapters - Rocker Lug

Feature

- Other configurations are available, consult Dixon for information



Female NST (NH) Thread	Female Rigid NPT Thread	Cast Brass Part #
1-1/2"	1-1/2"	RSF150F
2-1/2"	1-1/2"	RSF25F15T
	2"	RSF25F20T
	2-1/2"	RSF250F
	3"	RSF25F30T

NOTE: All adapters are made to approved Dixon specifications
 NOTE: Replacement washers can be found on page 66

Double Female Swivels Pin Lug

Female NPSH Thread	Female NPSH Thread	Cast Brass Part #
1-1/2"	1-1/2"	DFP1515
2-1/2"	2-1/2"	DFP2525

Female NST (NH) Thread	Female NST (NH) Thread	Cast Brass Part #
1-1/2"	1-1/2"	DFP1515F
2-1/2"	2-1/2"	DFP2525F

Female NST (NH) Thread	Female NPSH Thread	Cast Brass Part #
1-1/2"	1-1/2"	DFP15F15S
2-1/2"	2-1/2"	DFP25F25S

Female NYFD Thread	Female NYFD Thread	Cast Brass Part #
1-1/2"	1-1/2"	DFP15NYFD15NYFD
2-1/2"	2-1/2"	DFP25NYFD25NYFD



Rocker Lug

Female NPSH Thread	Female NPSH Thread	Cast Brass Part #
1-1/2"	1-1/2"	DFR1515
2-1/2"	2-1/2"	DFR2525

Female NST (NH) Thread	Female NST (NH) Thread	Cast Brass Part #
1-1/2"	1-1/2"	DFR1515F
2-1/2"	2-1/2"	DFR2525F



Domestic Double Female Swivels - Pin Lug

Female NST (NH) Thread	Female NST (NH) Thread	Cast Brass Part #
1-1/2"	1-1/2"	DFP1515F-D
2-1/2"	2-1/2"	DFP2525F-D



NOTE: Replacement washers can be found on page 66

**Swivel Female x Rigid Female Adapters - Rocker Lug
Style N53**



Female NPSH Swivel Thread	Female Rigid NPT Thread	Aluminum Extrusion - Anodized Part #
1-1/2"	1-1/2"	N53-15S15T
2"	2"	N53-20S20T
3"	3"	N53-30S30T
6"	6"	N53-60S60T



Female NPSH Swivel Thread	Female Rigid NPSH Thread	Aluminum Extrusion - Anodized Part #
1-1/2"	1-1/2"	N53-15S15S



F

Female NST (NH) Swivel Thread	Female Rigid NPT Thread	Aluminum Extrusion - Anodized Part #
1-1/2"	1-1/2"	N53-15F15T
2-1/2"	2"	N53-25F20T
	2-1/2"	N53-25F25T
	3"	N53-25F30T
	4"	N53-25F40T
4"	4"	N53-40F40T
4-1/2"	4"	N53-45F40T
	6"	N53-45F60T
5"	6"	N53-50F60T
6"	6"	N53-60F60T



Female NST (NH) Swivel Thread	Female Rigid NST Thread	Aluminum Extrusion - Anodized Part #
1-1/2"	1-1/2"	N53-15F15F
2-1/2"	1-1/2"	N53-25F15F
	2-1/2"	N53-25F25F
	6"	N53-25F60F
4"	4"	N53-40F40F
6"	4-1/2"	N53-60F45F

NOTE: All adapters are made to approved Dixon® specifications
NOTE: Replacement washers can be found on page 66

Double Swivel Female Adapters - Rocker Lug Style N35

Female NPSH Swivel Thread	Female NPSH Swivel Thread	Aluminum Extrusion - Anodized Part #
1"	1"	N35-10S10S
1-1/2"	1-1/2"	N35-15S15S
2-1/2"	2-1/2"	N35-25S25S
3"	3"	N35-30S30S



Female NST (NH) Swivel Thread	Female NST (NH) Swivel Thread	Aluminum Extrusion - Anodized Part #
1"	1"	N35-10F10F
1-1/2"	1-1/2"	N35-15F15F
	2-1/2"	N35-15F25F
2-1/2"	2-1/2"	N35-25F25F
4"	4"	N35-40F40F
4-1/2"	4-1/2"	N35-45F45F
5"	5"	N35-50F50F
6"	6"	N35-60F60F



Female NPSH Swivel Thread	Female NST Swivel Thread	Aluminum Extrusion - Anodized Part #
1"	1"	N35-10S10F
	1-1/2"	N35-10S15F
1-1/2"	1-1/2"	N35-15S15F
2"	2-1/2"	N35-20S25F
2-1/2"	2-1/2"	N35-25S25F



Double Female Swivel Adapters - Long Handle Style N57

Female NST (NH) Thread	Male NST (NH) Thread	Aluminum Extrusion - Anodized Part #
4-1/2"	6"	N57-45F60F
5"	5"	N57-50F50F
	6"	N57-50F60F
6"	6"	N57-60F60F



NOTE: All adapters are made to approved Dixon® specifications
 NOTE: Replacement washers can be found on page 66

Hydrant Adapters - Pin Lug

Feature

- Other configurations are also available, consult Dixon® for information



reducer



same size



increaser

Female Thread	Male Thread	Cast Brass Part #
1-1/2" NPSH	3/4" GHT	HA15S76
	3/4" NPSH	HA15S75
	3/4" NPT	HA15S75T
	1" NPSH	HA15S10S
	1" NPT	HA15S10T
	1-1/2" NPT	HA15S15T
	1-1/2" NST (NH)	HA15S15F
1-1/2" NPT	1-1/2" NPSH	HA15T15S
	1-1/2" NST (NH)	HA15T15F
1-1/2" NST (NH)	3/4" GHT	HA1576
	3/4" NPSH	HA1575
	3/4" NPT	HA1575T
	1" NPSH	HA1510
	1" NST (NH)	HA1510F
	1" NPT	HA1510T
	1-1/2" NPSH	HA1515
	1-1/2" NPT	HA1515T
	1-1/2" NST (NH)	HA1515F
	2-1/2" NST (NH)	HA1525F
2" NPSH	1-1/2" NPSH	HA20S15S
	1-1/2" NPT	HA20S15T
	1-1/2" NST (NH)	HA20S15F
	2-1/2" NST (NH)	HA20S25F
2" NPT	2-1/2" NST (NH)	HA20T25F
2" NST (NH)	2-1/2" NST (NH)	HA2025F
	1" NPT	HA25S10T
2-1/2" NPSH	1-1/2" NPSH	HA25S15S
	1-1/2" NPT	HA25S15T
	1-1/2" NST (NH)	HA25S15F
	2-1/2" NST (NH)	HA25S25F
2-1/2" NST (NH)	3/4" GHT	HA2576
	3/4" NPT	HA2575T
	1" NPSH	HA2510
	1" NST (NH)	HA2510F
	1" NPT	HA2510T
	1-1/2" NPSH	HA2515
	1-1/2" NST (NH)	HA2515F
	1-1/2" NPT	HA2515T
	2" NPSH	HA2520
	2" NST (NH)	HA2520F
	2" NPT	HA2520T
	2-1/2" NPSH	HA2525
	2-1/2" NST (NH)	HA2525F
	2-1/2" NPT	HA2525T
	3" NPSH	HA2530
	3" NST (NH)	HA2530F
	3" NPT	HA2530T
3" NPSH	2-1/2" NST (NH)	HA30S25F
	2-1/2" NPT	HA30S25T
3" NST (NH)	1-1/2" NPSH	HA3015S
	1-1/2" NST (NH)	HA3015F
	2-1/2" NST (NH)	HA3025F
4" NST (NH)	2-1/2" NST (NH)	HA4025F
4-1/2" NST (NH)	2-1/2" NST (NH)	HA4525F

NOTE: All adapters are made to approved Dixon specifications

NOTE: Replacement washers can be found on page 66

Hydrant Adapters - Rocker Lug

Feature

- Other configurations are also available, consult Dixon® for information

Material

- Finishes: -C polished chrome plated

Female Thread	Male Thread	Cast Brass Part #
1-1/2" NST (NH)	3/4" NST (NH)	RHA1576
	1" NST (NH)	RHA1510
	1" NST (NH)	RHA1510F
	1" NPT	RHA1510T
	1-1/2" NPSH	RHA1515
	1-1/2" NST (NH)	RHA1515F
	1-1/2" NPT	RHA1515T
	2" NPSH	RHA1520
1-1/2" NPSH	2-1/2" NST (NH)	RHA1525F
	3/4" NPT	RHA15S75T
	1" NPSH	RHA15S10
	1" NPT	RHA15S10T
	1-1/2" NST (NH)	RHA15S15F
1-1/2" NPT	1-1/2" NPT	RHA15S15T
	1-1/2" NST (NH)	RHA15T15F
2" NST (NH)	2-1/2" NST (NH)	RHA2025F
2-1/2" NST (NH)	3/4" GHT	RHA2576
	1" NPSH	RHA2510
	1" NST (NH)	RHA2510F
	1" NPT	RHA2510T
	1-1/2" NPSH	RHA2515
	1-1/2" NST (NH)	RHA2515F
	1-1/2" NPT	RHA2515T
	2" NST (NH)	RHA2520F
	2" NPT	RHA2520T
	2-1/2" NPT	RHA2525T
	3" NPT	RHA2530T
2-1/2" NPSH	1-1/2" NPSH	RHA25S15
	1-1/2" NST (NH)	RHA25S15F
2-1/2" NPT	2-1/2" NST (NH)	RHA25T25F
3" NST (NH)	2-1/2" NST (NH)	RHA3025F



reducer



reducer - chrome plated



same size



Female x Male Adapters - Long Handle Style N56

Female NST (NH) Thread	Male NST (NH) Thread	Aluminum Extrusion - Anodized Part #
4"	2-1/2"	N56-40F25F
4-1/2"	4"	N56-45F40F
5"	2-1/2"	N56-50F25F
6"	4-1/2"	N56-60F45F
	6"	N56-60F60T ¹



¹ Female NST (NH) x male NPT

NOTE: All adapters are made to approved Dixon specifications

NOTE: Replacement washers can be found on page 66

Hydrant Adapters - Pin Lugs (New York Threads)



reducer



same size



increaser

Feature

- Other configurations are also available, consult Dixon® for information

Specifications

- NYFD thread = 3.031 x 8 TPI
- NYC thread = 3.00 x 8 TPI

Female NYFD Thread	Male Thread	Cast Brass Part #
1-1/2"	3/4" GHT	HA15NYFD76
	3/4" NPT	HA25NYFD75T
2-1/2"	3/4" GHT	HA25NYFD76
	1-1/2" NPSH	HA25NYFD15S
	1-1/2" NST (NH)	HA25NYFD15F
	1-1/2" NPT	HA25NYFD15T
	1-1/2" NYFD	HA25NYFD15NYFD
	2" NPT	HA25NYFD20T
<hr/>		
Female NYC Thread	Male Thread	Cast Brass Part #
2-1/2"	3/4" GHT	HA25NYC76
	1" NPT	HA25NYC10T
	1-1/2" NPT	HA25NYC15T
	2" NPT	HA25NYC20T

Hazmat Adapters - Pin Lugs

Feature

- Divides single stream into double stream



Female NST Thread	Male Thread	Cast Brass Part #
1-1/2"	(2) 3/4" GHT	HHA1576
2-1/2"		HHA2576

Domestic Hydrant Adapters - Pin Lug

Feature

- Other configurations are available, consult Dixon for information



Female NST (NH) Thread	Male Thread	Cast Brass Part #
1-1/2"	3/4" GHT	HA1576-D
2-1/2"	1" NPT	HA2510T-D
	1/2" NST (NH)	HA2515F-D
	1-1/2" NPT	HA2515T-D
	3/4" GHT	HA2576-D

NOTE: All adapters are made to approved Dixon specifications
NOTE: Replacement washers can be found on page 66

F

Hydrant Adapters - Rocker Lug

Application

- Use with water

Specification

- Maximum working pressure: **100 PSI at 70°F (21°C)**

Female Thread	Male Thread	Polycarbonate Part #
1-1/2" NPSH	1-1/2" NST (NH)	POLYHA15S15F
2-1/2" NST (NH)	3/4" GHT	POLYHA2576
	1-1/2" NPSH	POLYHA2515
	1-1/2" NST (NH)	POLYHA2515F
	2" NPT	POLYHA2520T



Domestic Female to Male Hex Nipples

Feature

- Other configurations are available, consult Dixon® for information

Female Thread	Male Thread	Cast Brass Part #
1" NPT	1-1/2" NST (NH)	FM1015F-D
1-1/2" NPT	1-1/2" NST (NH)	FM1515F-D
	2-1/2" NST (NH)	FM1525F-D
1-1/2" NST (NH)	1-1/2" NPSH	FM15F15S-D
	1-1/2" NPT	FM15F15T-D
	2-1/2" NST (NH)	FM15F25F-D
1-1/2" NPSH	1-1/2" NST (NH)	FM15S15F-D
	1-1/2" NPT	FM15S15T-D
2" NPT	1-1/2" NST (NH)	FM2015F-D
2-1/2" NPT	2-1/2" NST (NH)	FM2525F-D
2-1/2" NST (NH)	1-1/2" NST (NH)	FM25F15F-D
	1-1/2" NPT	FM25F15T-D
	2-1/2" NPT	FM25F25T-D



reducer



same size



increaser



NOTE: All adapters are made to approved Dixon® specifications
 NOTE: Replacement washers can be found on page 66

Single Male Outlet with Hex (open snoot)

Application

- Used to connect fire hose to a standpipe or sprinkler system

Features

- Other sizes, threads, and configurations are available, consult Dixon® for information

Material

- Finishes: -P polished, -C polished chrome plated



polished



polished chrome plated

Female NPT Thread	Male Thread	Cast Brass Part #
2-1/2"	2-1/2" NST (NH)	MOC250F-P
		MOC250F-C
3"	2-1/2" NST (NH)	MOC3025F-P
	3" NST (NH)	MOC3025F-C
		MOC300F-P

Female NPT Thread	Male Thread	Cast Brass Part #
2-1/2"	2-1/2" NYC	MOC250NYC-P
	2-1/2" NYFD	MOC250NYFD-P

Female to Male Hex Nipples

Feature

- Other configurations are also available, consult Dixon for information

Female Thread	Male Thread	Cast Brass Part #
3/4 GHT	1" NPT	FM7610T
1" NPSH	3/4" GHT	FM10S76
1" NPT	3/4" GHT	FM1076
	1" NPSH	FM1010
	1" NST (NH)	FM1010F
	1-1/2" NPSH	FM1015
1" NST (NH)	1-1/2" NST (NH)	FM1015F
	1" NPT	FM10F10T
1-1/2" NPT	1-1/2" NPSH	FM1515
	1-1/2" NST (NH)	FM1515F
	2-1/2" NST (NH)	FM1525F
1-1/2" NST (NH)	1-1/2" NPSH	FM15F15S
	1-1/2" NPT	FM15F15T
	2" NPT	FM15F20T
	2-1/2" NPT	FM15F25T
	2-1/2" NST (NH)	FM15F25F
	1-1/2" NST (NH)	FM15F15F
1-1/2" NPSH	1-1/2" NST (NH)	FM15S15F
	1-1/2" NPT	FM15S15T
	2" NPT	FM15S20T
	1-1/2" NPSH	FM20S15
2" NPSH	1-1/2" NST (NH)	FM20S15F
	1-1/2" NPT	FM20S15T
	2" NPT	FM20S20T
2" NPT	2-1/2" NST (NH)	FM20S25F
	1-1/2" NPSH	FM2015
	1-1/2" NST (NH)	FM2015F
	2" NPSH	FM2020
	2-1/2" NST (NH)	FM2025F
2-1/2" NST (NH)	3/4" NPT	FM25F75T
	1" NPT	FM25F10T
	1-1/2" NST (NH)	FM25F15F
	1-1/2" NPT	FM25F15T
	2" NPT	FM25F20T
2-1/2" NPT	1-1/2" NST (NH)	FM2515F
	2-1/2" NPSH	FM2525
	2-1/2" NST (NH)	FM2525F

Table continued on next page

NOTE: All adapters are made to approved Dixon specifications


NOTE: Replacement washers can be found on page 66



reducer



same size



increaser

Female to Male Hex Nipples

Table continued from previous page

Female Thread	Male Thread	Cast Brass Part #
2-1/2" NST (NH)	2-1/2" NST (NH)	FM25F25F
	2-1/2" NPT	FM25F25T
	3" NST (NH)	FM25F30F
	3" NPT	FM25F30T
2-1/2" NPSH	2-1/2" NPSH	FM25F25S
2-1/2" NPT	2-1/2" NPT	FM2525T
2-1/2" NPSH	2-1/2" NST (NH)	FM25S25F
	2-1/2" NPT	FM25S25T
3" NPT	2-1/2" NST (NH)	FM3025F
	2-1/2" NPT	FM3025T
	3" NST (NH)	FM3030F
3" NST (NH)	2-1/2" NST (NH)	FM30F25F
	2-1/2" NPT	FM30F25T
	3" NPT	FM30F30T
3" NPSH	2-1/2" NST (NH)	FM30S25F
4" NPT	2-1/2" NST (NH)	FM4025F
	4" NST (NH)	FM4040F
	4-1/2" NST (NH)	FM4045F
4" NST (NH)	4" NPT	FM40F40T
4-1/2" NST (NH)	4" NPT	FM45F40T
6" NPT	6" NST (NH)	FM6060F
6" NST (NH)	6" NPT	FM60F60T



reducer



same size



increaser

Female to Male Hex Nipples (New York Threads)

Feature

- Other configurations are available, consult Dixon® for information

Specifications

- NYFD thread = 3.031 x 8 TPI
- NYC thread = 3.00 x 8 TPI

Female Thread	Male Thread	Cast Brass Part #
1-1/2" NPT	1-1/2" NYFD	FM1515NYFD
1-1/2" NST (NH)	1-1/2" NYFD	FM15F15NYFD
1-1/2" NYFD	1-1/2" NST (NH)	FM15NYFD15F
	1-1/2" NPT	FM15NYFD15T

Female Thread	Male Thread	Cast Brass Part #
2-1/2" NPT	2-1/2" NYC	FM2525NYC
	2-1/2" NYFD	FM2525NYFD
2-1/2" NST (NH)	2-1/2" NYC	FM25F25NYC
	2-1/2" NYFD	FM25F25NYFD
2-1/2" NYC	2-1/2" NST (NH)	FM25NYC25F
	2-1/2" NPT	FM25NYC25T
2-1/2" NYFD	2-1/2" NST (NH)	FM25NYFD25F
	2-1/2" NPT	FM25NYFD25T


Female NYFD Thread	Male Thread	Cast Brass Part #
2-1/2"	1-1/2" NPT	FM25NYFD15T
	2" NPT	FM25NYFD20T
	3" NPT	FM25NYFD30T



reducer



same size



increaser



NOTE: All adapters are made to approved Dixon specifications
 NOTE: Replacement washers can be found on page 66

**Female x Male Adapters - Rocker Lug
Style N37**

Female Thread	Male Thread	Aluminum Extrusion - Anodized Part #
3/4" GHT	1" NST (NH)	N37-07G10F
	1" NPSH	N37-07G10S
	1" NPT	N37-07G10T
	1-1/2" NST (NH)	N37-07G15F
	1-1/2" NPSH	N37-07G15S
1" NST	3/4" GHT	N37-10F07G
	1" NPSH	N37-10F10S
	1" NPT	N37-10F10T
	1-1/2" NST (NH)	N37-10F15F
	1-1/2" NPSH	N37-10F15S
1" NPSH	2-1/2" NST (NH)	N37-10F25F
	3/4" GHT	N37-10S07G
	3/4" NPSH	N37-10S07S
	1" NST (NH)	N37-10S10F
	1" NPT	N37-10S10T
1" NPT	1-1/2" NST (NH)	N37-10S15F
	1-1/2" NPSH	N37-10S15S
	1" NST	N37-10T10F
	3/4" GHT	N37-15F07G
	3/4" NPT	N37-15F07T
1-1/2" NST (NH)	1" NST (NH)	N37-15F10F
	1" NPSH	N37-15F10S
	1" NPT	N37-15F10T
	1-1/2" NST (NH)	N37-15F15F
	1-1/2" NPSH	N37-15F15S
	1-1/2" NPT	N37-15F15T
	2" NPT	N37-15F20T
	2-1/2" NST (NH)	N37-15F25F
1-1/2" NPSH	3/4" GHT	N37-15S07G
	1" NST (NH)	N37-15S10F
	1-1/2" NST (NH)	N37-15S15F
	1-1/2" NPT	N37-15S15T
1-1/2" NPT	2" NPT	N37-15S20T
	1-1/2" NST (NH)	N37-15T15F
	1-1/2" NPSH	N37-15T15S
2" NPSH	2-1/2" NST (NH)	N37-15T25F
	3/4" GHT	N37-20S07G
	1-1/2" NST (NH)	N37-20S15F
	1-1/2" NPSH	N37-20S15S
	2" NPT	N37-20S20T
2" NPT	2-1/2" NST (NH)	N37-20S25F
	1-1/2" NST (NH)	N37-20T15F
	1-1/2" NPSH	N37-20T15S
	2-1/2" NST (NH)	N37-20T25F



reducer



same size



increaser

Table continued on next page

NOTE: All adapters are made to approved Dixon® specifications
NOTE: Replacement washers can be found on page 66

Female x Male Adapters - Rocker Lug (continued) Style N37

Table continued from previous page

Female Thread	Male Thread	Aluminum Extrusion - Anodized Part #
2-1/2" NST (NH)	3/4" GHT	N37-25F07G
	3/4" NPT	N37-25F07T
	1" NPT	N37-25F10T
	1-1/2" NST (NH)	N37-25F15F
	1-1/2" NPSH	N37-25F15S
	1-1/2" NPT	N37-25F15T
	2" NPT	N37-25F20T
	2-1/2" NST (NH)	N37-25F25F
	2-1/2" NPSH	N37-25F25S
	2-1/2" NPT	N37-25F25T
	3" NST (NH)	N37-25F30F
	3" NPT	N37-25F30T
2-1/2" NPSH	1-1/2" NPSH	N37-25S15S
	2-1/2" NST (NH)	N37-25S25F
	2-1/2" NPT	N37-25S25T
2-1/2" NPT	1-1/2" NPSH	N37-25T15S
	2-1/2" NST (NH)	N37-25T25F
	3" NPT	N37-25T30T
3" NST (NH)	1-1/2" NST (NH)	N37-30F15F
	2-1/2" NST (NH)	N37-30F25F
	3" NPT	N37-30F30T
	2-1/2" NST (NH)	N37-30S25F
3" NPT	2-1/2" NST (NH)	N37-30T25F
	2-1/2" NPT	N37-30T25T
4" NST (NH)	2-1/2" NST (NH)	N37-40F25F
	4" NST (NH)	N37-40F40F
	4" NPT	N37-40F40T
	6" NST (NH)	N37-40F60F
4" NPT	2-1/2" NST (NH)	N37-40T25F
	4" NST (NH)	N37-40T40F
	4-1/2" NST (NH)	N37-40T45F
4-1/2" NST (NH)	2-1/2" NST (NH)	N37-45F25F
	4" NST (NH)	N37-45F40F
	4" NPT	N37-45F40T
	5" NST (NH)	N37-45F50F
5" NST (NH)	4-1/2" NST (NH)	N37-50F45F
	5" NPT	N37-50F50T
	6" NST (NH)	N37-50F60F
5" NPSH	6" NST (NH)	N37-50S60F
5" NPT	5" NST (NH)	N37-50T50F
6" NST (NH)	4" NPT	N37-60F40T
	5" NST (NH)	N37-60F50F
	6" NPT	N37-60F60T
6" NPT	4" NST (NH)	N37-60T40F
	6" NST (NH)	N37-60T60F



reducer



same size



increaser

NOTE: All adapters are made to approved Dixon® specifications
NOTE: Replacement washers can be found on page 66

Brass Female Swivel to Male Adapters

Pin Lug

Female NST (NH) Thread	Male NPT Thread	Cast Brass Part #
1-1/2"	1-1/2"	SM150F
2-1/2"	1-1/2"	SM25F15T
	2"	SM25F20T
	2-1/2"	SM250F
	3"	SM25F30T
4"	4"	SM400F

Female NPSH Thread	Male NPT Thread	Cast Brass Part #
1-1/2"	1-1/2"	SM150S
2"	2"	SM200S
2-1/2"	2-1/2"	SM250S

Female Thread	Male NST (NH) Thread	Cast Brass Part #
1-1/2" NPSH	1-1/2"	SM15S15F
2-1/2" NST (NH)	3"	SM25F30F



Female Thread	Male NPT Thread	Cast Brass Part #
1-1/2" NYFD	1-1/2"	SM150NYFD
2-1/2" NYFD	2-1/2"	SM250NYFD

Rocker Lug

Female Thread	Male NPT Thread	Cast Brass Part #
1-1/2" NST (NH)	1-1/2"	RSM150F
1-1/2" NPSH		RSM150S
2-1/2" NST (NH)	2"	RSM25F20T
	2-1/2"	RSM250F
	3"	RSM25F30T

Domestic Male Swivel Adapters - Pin Lug

Female NST (NH) Swivel Thread	Male NPT Thread	Cast Brass Part #
1-1/2"	1-1/2"	SM150F-D
2-1/2"	2-1/2"	SM250F-D
	2"	SM25F20T-D
	3"	SM25F30T-D



NOTE: All adapters are made to approved Dixon® specifications
 NOTE: Replacement washers can be found on page 66

Male Rocker Lug - Suction with Poly Screen

Feature

- Suction intake with strainer screen

Female NST (NH) Thread	Male NPT Thread	Cast Brass Part #
2-1/2"	2"	RSMSA25F20T
	2-1/2"	RSMSA250F
	3"	RSMSA25F30T



Male Rocker Lug - Suction with Zinc Screen

Feature

- Suction intake with zinc strainer screen - excellent to use before backflow preventers

Female NST (NH) Thread	Male NPT Thread	Cast Brass Part #
2-1/2"	2"	RSMSA25F20T-Z
	2-1/2"	RSMSA250F-Z
	3"	RSMSA25F30T-Z



Male Rocker Lug - Suction with Poly Screen

Feature

- Suction intake with strainer screen

Female NST (NH) Thread	Male NPT Thread	Aluminum Part #
2-1/2"	2"	ARSMSA25F20T
	2-1/2"	ARSMSA250F



NOTE: All adapters are made to approved Dixon® specifications
 NOTE: Replacement washers can be found on page 66

**Female Swivel to Male Adapters - Rocker Lug
Style N54**



Female Swivel Thread	Male Rigid Thread	Aluminum Extrusion - Anodized Part #
1-1/2" NST (NH)	1-1/2" NST (NH)	N54-15F15F
	1-1/2" NPT	N54-15F15T
	2-1/2" NST (NH)	N54-15F25F
1-1/2" NPSH	1-1/2" NPSH	N54-15S15S
	1-1/2" NPT	N54-15S15T
2-1/2" NST (NH)	1-1/2" NST (NH)	N54-25F15F
	1-1/2" NPT	N54-25F15T
	2" NPT	N54-25F20T
	2-1/2" NST (NH)	N54-25F25F
	2-1/2" NPT	N54-25F25T
2-1/2" NPSH	2" NPT	N54-25S20T
3" NPSH	3" NPT	N54-30S30T
4" NST (NH)	4" NST (NH)	N54-40F40F
	4" NPT	N54-40F40T
	6" NST (NH)	N54-40F60F
4-1/2" NST (NH)	4" NPT	N54-45F40T
	6" NPT	N54-45F60T
6" NST (NH)	6" NPT	N54-60F60T

**Female Swivel to Male Adapters - Long Handle
Style N54L**



Female NST Thread	Male Thread	Aluminum Extrusion - Anodized Part #
2-1/2"	2-1/2" NST (NH)	N54L-25F25F
4"	6" NST (NH)	N54L-40F60F
4-1/2"	4" NPT	N54L-45F40T
6"	4" NPT	N54L-60F40T
	5" NST (NH)	N54L-60F50F
	6" NPT	N54L-60F60T

NOTE: All adapters are made to approved Dixon® specifications
NOTE: Replacement washers can be found on page 66

Double Male Hex Nipples

Feature

- Other configurations are available, consult Dixon® for information

Male Thread	Male Thread	Cast Brass Part #
3/4" NPT	1-1/2" NPSH	DMH7515
	1-1/2" NST (NH)	DMH7515F
1" NPT	3/4" GHT	DMH1076
	1" NPSH	DMH1010
	1" NST (NH)	DMH1010F
	1-1/2" NPSH	DMH1015
	1-1/2" NST (NH)	DMH1015F
	2-1/2" NST (NH)	DMH1025F
1-1/2" NPSH	1-1/2" NPSH	DMH15S15S
1-1/2" NPT	1" NPSH	DMH1510
	1" NST (NH)	DMH1510F
	1-1/2" NPSH	DMH1515
	1-1/2" NPT	DMH1515T
	1-1/2" NST (NH)	DMH1515F
	2" NPSH	DMH1520
	2-1/2" NST (NH)	DMH1525F
1-1/2" NST (NH)	1-1/2" NPSH	DMH15F15S
	1-1/2" NST (NH)	DMH15F15F
	2-1/2" NST (NH)	DMH15F25F
2" NPT	1-1/2" NPSH	DMH2015
	1-1/2" NST (NH)	DMH2015F
	2" NPSH	DMH2020
	2-1/2" NPSH	DMH2025
	2" NPT	DMH2020T
2-1/2" NPT	2-1/2" NST (NH)	DMH2025F
	1-1/2" NPSH	DMH2515
	1-1/2" NST (NH)	DMH2515F
	2" NPSH	DMH2520
	2-1/2" NPSH	DMH2525
	2-1/2" NST (NH)	DMH2525F
	2-1/2" NPT	DMH2525T
	3" NPSH	DMH2530
2-1/2" NST (NH)	3" NPT	DMH2530T
	3" NST (NH)	DMH2530F
	2-1/2" NST (NH)	DMH25F25F
3" NPT	3" NST (NH)	DMH25F30F
	2-1/2" NPSH	DMH3025
	2-1/2" NST (NH)	DMH3025F
	3" NPSH	DMH3030
4" NPT	3" NST (NH)	DMH3030F
	3" NPT	DMH3030T
	4" NPSH	DMH4040
4" NST (NH)	4" NST	DMH40F40F
4" NPT	4" NST (NH)	DMH4040F
	4-1/2" NST (NH)	DMH4045F
5" NPT	4" NPT	DMH4040T
	5" NST (NH)	DMH5050F
6" NPT	4-1/2" NST (NH)	DMH6045F
	6" NST (NH)	DMH6060F
	6" NPSH	DMH6060
	6" NPT	DMH6060T



reducer



same size



increaser

NOTE: All adapters are made to approved Dixon specifications.

Double Male Hex Adapters (NYFD Threads)



reducer



same size



increaser

Feature

- Other configurations are available, consult Dixon® for information

Male Thread	Male NYFD Thread	Cast Brass Part #
1-1/2" NPT	1-1/2"	DMH1515NYFD
1-1/2" NST (NH)		DMH15F15NYFD
1-1/2" NPT	2-1/2"	DMH1525NYFD
2" NPT		DMH2025NYFD
2-1/2" NPT	1-1/2"	DMH2515NYFD
	2-1/2"	DMH2525NYFD

Male NST (NH) Thread	Male NYFD Thread	Cast Brass Part #
2-1/2"	2-1/2"	DMH25F25NYFD

Male NYFD Thread	Male NYFD Thread	Cast Brass Part #
1-1/2"	1-1/2"	DMH15NYFD15NYFD
2-1/2"	2-1/2"	DMH25NYFD25NYFD

NOTE: NYFD thread: 3.031 x 8 TPI

F

NOTE: All adapters are made to approved Dixon specifications

Domestic Double Male Hex Adapters

Feature

- Other configurations are available, consult Dixon® for information

Male Thread	Male Thread	Cast Brass Part #
1" NPT	1" NST (NH)	DMH1010F-D
	1-1/2" NST (NH)	DMH1015F-D
1-1/2" NPT	1-1/2" NPSH	DMH1515-D
	1-1/2" NST (NH)	DMH1515F-D
	2-1/2" NST (NH)	DMH1525F-D
1-1/2" NST (NH)	1-1/2" NST (NH)	DMH15F15F-D
	1-1/2" NPSH	DMH15F15S-D
	2-1/2" NST (NH)	DMH15F25F-D
2" NPT	1-1/2" NST (NH)	DMH2015F-D
	2" NPSH	DMH2020-D
	2-1/2" NST (NH)	DMH2025F-D
2-1/2" NPT	1-1/2" NST (NH)	DMH2515F-D
	2-1/2" NST (NH)	DMH2525F-D
2-1/2" NST (NH)	2-1/2" NST (NH)	DMH25F25F-D
3" NPT	2-1/2" NST (NH)	DMH3025F-D
	3" NST (NH)	DMH3030F-D
4" NPT	4-1/2" NST (NH)	DMH4045F-D
6" NPT	6" NST (NH)	DMH6060F-D



reducer



same size



increaser

Double Male Adapters

Feature

- Other configurations are available, consult Dixon for information

Pin Lug

Male Thread	Male Thread	Cast Brass Part #
1-1/2" NST (NH)	1-1/2" NST (NH)	DMP1515F
	1-1/2" NPT	DMP15F15T
1-1/2" NPSH	1-1/2" NPSH	DMP1515
	1-1/2" NPT	DMP15S15T
1-1/2" NST (NH)	1-1/2" NPSH	DMP15F15S
	2-1/2" NST (NH)	DMP2525F
2-1/2" NST (NH)	2-1/2" NPSH	DMP25F25S
	2-1/2" NPT	DMP25F25T
	2-1/2" NPSH	DMP2525



Rocker Lug

Male Thread	Male Thread	Cast Brass Part #
1-1/2" NST (NH)	1-1/2" NST (NH)	DMR1515F
	1-1/2" NPT	DMR15F15T
	1-1/2" NPSH	DMR15F15S
1-1/2" NPSH	1-1/2" NPSH	DMR1515
	1-1/2" NPT	DMR15S15T
2-1/2" NST (NH)	2-1/2" NST (NH)	DMR2525F
2-1/2" NPSH	2-1/2" NPSH	DMR2525



NOTE: All adapters are made to approved Dixon specifications

Double Male Adapters - Rocker Lug Style N36



same size



increaser

Male NST (NH) Thread	Male Thread	Aluminum Extrusion - Anodized Part #
1"	1" NST (NH)	N36-10F10F
1-1/2"	1-1/2" NST (NH)	N36-15F15F
	2" NPT	N36-15F20T
2-1/2"	2-1/2" NST (NH)	N36-15F25F
	2-1/2" NST (NH)	N36-25F25F
	3" NST (NH)	N36-25F30F
	3" NPT	N36-25F30T
	4" NST (NH)	N36-25F40F
3"	4" NPT	N36-25F40T
	4-1/2" NST (NH)	N36-25F45F
3"	3" NST (NH)	N36-30F30F
4"	4" NST (NH)	N36-40F40F
4-1/2"	4-1/2" NST (NH)	N36-45F45F
6"	6" NST (NH)	N36-60F60F

Male NPT Thread	Male Thread	Aluminum Extrusion - Anodized Part #
1-1/2"	1-1/2" NST (NH)	N36-15T15F
	2-1/2" NST (NH)	N36-15T25F
2"	2" NPT	N36-20T20T
	2-1/2" NST (NH)	N36-20T25F
2-1/2"	2-1/2" NST (NH)	N36-25T25F
	3" NPT	N36-25T30T
	4" NPT	N36-25T40T
3"	3" NST (NH)	N36-30T30F
4"	4" NST (NH)	N36-40T40F
	4-1/2" NST (NH)	N36-40T45F
5"	6" NPT	N36-50T60T
6"	6" NST (NH)	N36-60T60F

Male NPSH Thread	Male Thread	Aluminum Extrusion - Anodized Part #
1"	1" NPSH	N36-10S10S
1-1/2"	1-1/2" NST (NH)	N36-15S15F
	1-1/2" NPSH	N36-15S15S
	1-1/2" NPT	N36-15S15T
	2" NPSH	N36-15S20S
2-1/2"	2-1/2" NST (NH)	N36-25S25F
	2-1/2" NPSH	N36-25S25S

Cam and Groove Hydrant Adapters

Features

- Pin lugs allow for easy connection using standard spanner and hydrant wrenches on pages 80 - 83
- Supplied with a nitrile rubber washer in the threaded end



Female NST (NH) Thread	Male Adapter	Brass Part #	Aluminum Part #
1-1/2"	1-1/2"	HA1515ADP	AHA1515ADP
2-1/2"	2-1/2"	HA2525ADP	AHA2525ADP

Replacement Washers



ID	OD	Thickness	Nitrile Rubber Part #
1-9/16"	2-1/16"	1/8"	SW150
2-9/16"	3-3/16"	3/16"	SW250

NOTE: All adapters are made to approved Dixon® specifications.

Cam and Groove x NST

Features

- For suction and low pressure discharge only
- Other sizes, configurations, and materials available, contact Dixon® for information

Material

- Powder coated aluminum adapter

Type A x Female NST (NH)

Adapter Size	Female NST (NH) Thread	Aluminum Part #
1-1/2"	1-1/2"	G150-A-ALNST
2-1/2"	2-1/2"	G250-A-ALNST
3"		3025-A-ALNST



Type B x Male NST (NH)

Material

- Nitrile rubber seals standard

Coupler Size	Male NST (NH) Thread	Aluminum Part #
1-1/2"	1-1/2"	G150-B-ALNST
2"		2015-B-ALNST
2-1/2"	2-1/2"	G250-B-ALNST
3"		3025-B-ALNST



Type D x Female NST (NH)

Material

- Nitrile rubber seals standard

Coupler Size	Female NST (NH) Thread	Aluminum Part #
1-1/2"	1-1/2"	G150-D-ALNST
2"	2-1/2"	2025-D-ALNST
2-1/2"		G250-D-ALNST
3"		3025-D-ALNST



Adapter x Male NST (NH)


Adapter Size	Male NST (NH) Thread	Aluminum Part #
1-1/2"	1-1/2"	G150-F-ALNST
2"	2-1/2"	2025-F-ALNST
2-1/2"		G250-F-ALNST
3"		3025-F-ALNST



Brass Caps

Pin Lug

Feature

- NOT intended for pressure applications - for debris and thread protection only 

Material

- Finishes: -P polished, -C polished chrome plated



NST (NH) Thread	Cast Brass Part #
1-1/2"	FC150F
	FC150F-P
	FC150F-C
2"	FC200F
	FC250F
2-1/2"	FC250F-P
	FC250F-C
	FC300F
3"	FC400F
4"	FC450F
4-1/2"	FC600F
6"	

NPSH Thread	Cast Brass Part #
1-1/2"	FC150
2"	FC200
2-1/2"	FC250
3"	FC300
4"	FC400
6"	FC600

Rocker Lug

Material

- Finishes: -P polished, -C polished chrome plated



NST (NH) Thread	Cast Brass Part #
1"	RFC100F
1-1/2"	RFC150F
2-1/2"	RFC250F
	RFC250F-C

NPSH Thread	Cast Brass Part #
3/4"	RFC075
1"	RFC100
1-1/2"	RFC150
2"	RFC200
2-1/2"	RFC250

Brass Test Caps

Specifications

- Pet cock port supplied with 1/8" NPT
- Drain cock port supplied with -1/4" NPT



NST (NH) Thread	Brass Part #
2-1/2"	NST250TC

F

Aluminum Caps with Cable Rocker Lug

Features

- Other configurations are available; consult Dixon® for information, not all configurations are stocked
- Aircraft cable (coated) included

Size	Thread	Extruded Hardcoated Aluminum Part #
1"	NST (NH)	CAP100F-C
1-1/2"		CAP150F-C
2"		CAP200F-C
2-1/2"		CAP250F-C
3"		CAP300F-C
4"		CAP400F-C
4-1/2"		CAP450F-C
5"		CAP500F-C
6"	CAP600F-C	
1"	NPSH	CAP100S-C
1-1/2"		CAP150S-C
2"		CAP200S-C
2-1/2"		CAP250S-C



Long Handle

NST (NH) Thread	Extruded Hardcoated Aluminum Part #
4"	CAP400F-C-LH
4-1/2"	CAP450F-C-LH
5"	CAP500F-C-LH
6"	CAP600F-C-LH



Aluminum Test Caps

Specification

- Supplied with 1/4" NPT drill and tap

Size	Thread	Aluminum Part #
1-1/2"	NST (NH)	CAP150FABS
2"		CAP200FABS
2-1/2"		CAP250FABS
3"		CAP300FABS
4"		CAP400FABS
4-1/2"		CAP450FABS
5"		CAP500FABS
6"		CAP600FABS
1-1/2"	NPSH	CAP150SABS
2"		CAP200SABS
2-1/2"		CAP250SABS
3"		CAP300SABS
4"		CAP400SABS
4-1/2"		CAP450SABS
5"		CAP500SABS
6"		CAP600SABS




Thermoplastic Caps

Caps with Chain

Application

- Prevents entry of foreign material and protects male outlet threads on valves and hydrants

Feature

- NOT intended to be pressurized 



Size	Thread	Polycarbonate Part #
1-1/2"	NPSH	PFCW150
	NST (NH)	PFCW150F
2"	NPSH	PFCW200
2-1/2"	NST (NH)	PFCW250F
3"	NST	PFCW300F

Pressurizable Cap with Chains

Specification

- Can be pressurized to 300 PSI



Size	Thread	Polycarbonate Part #
2-1/2"	NST (NH) Thread	PFC250F


Hydrant Caps

Size

- 1-1/8" pentagonal nut with weep hole

Feature

- Gasket not included




NST (NH) Thread	Polycarbonate Part #
2-1/2"	PFCW250F-Y
4"	PFCW400F-Y
4-1/2"	PFCW450F-Y

Universal Hose Cap

Application

- Universal push on - pull off cap protects all threads by gripping the valve or outlet on the inside of the waterway

Feature

- NOT intended to be pressurized 



Size	Polycarbonate Part #
2-1/2"	PFC250U

F

Breakable Caps

Polycarbonate

Application

- Prevents entry of foreign material and protects female threads on pin lug fire department inlet connections

Feature

- Used on pin lug females

Size	Polycarbonate Part #
2-1/2"	PBC250



Aluminum

Applications

- For use on fire department inlet connections
- Prevents entry of foreign matter and protects female threads

Features

- Breakable ears feature permits fast hose connection
- Two eyebolts with nuts for attachment to female pin lug swivel
- Painted red finish

Size	Aluminum Part #
2-1/2"	ABC250



Specialty Caps

Domestic Caps - Pin Lug

Feature

- Other sizes, threads, and finishes available, call Dixon® for information

Size	Thread	Brass Part #
1-1/2"	NST (NH)	FC150F-D
2-1/2"		FC250F-D



Hydrant Caps

Features

- Pentagon fire hydrant cap
- Supplied with chain and ring

Size	Thread	Iron Part #
2-1/2"	NST (NH)	IHC250F
4-1/2"		IHC450F



IHC250F



IHC450F

Specialty Caps

Plugs with Cable - Rocker Lug

Feature

- -NC: no cable option available



Size	Extruded Hardcoated Aluminum	
	NST (NH) Part #	NPSH Part #
1-1/2"	PLUG150F-C	PLUG150S-C
2-1/2"	PLUG250F-C	PLUG250S-C
3"	PLUG300F-C	PLUG300S-C
4"	PLUG400F-C	---
4-1/2"	PLUG450F-C	---
5"	PLUG500F-C	---
6"	PLUG600F-C	---

Cap Test Gauges

Application

- Used for testing hose or static pressure on hydrants or trucks



Features

- Rocker lug swivel
- Petcock to release pressure

Specification

- Supplied with a **0-300 PSI** glycerine 3-1/2" diameter gauge

NST (NH) Thread	Hardcoated Aluminum Part #
1-1/2"	AFC150F-TGWP
2-1/2"	AFC250F-TGWP

FDC Plugs

Feature

- Removed from FDC with adjustable hydrant wrench



Specifications


- Fits standard 2-1/2" NST (NH) female swivel
- Withstands wide range of temperatures from **-4°F to 200°F (-20°C to 93°C)**
- 1-1/8" pentagonal nut with weep hole to allow for drainage

Size	Thread	Polycarbonate Part #
1-1/2"	NST (NH)	PP150F
2-1/2"	NST (NH)	PP250F
	NYFD	PP250NYFD

Adjust-A-Plug

Features

- Molded red polycarbonate protective plug for swivel connections up to 2-1/2"
- Two adjustable metal plates installed in the back of the plug can be mated with your local thread
- Plug can be easily removed with a fire department spanner wrench



Polycarbonate Part #
PAP250

F

Brass Plugs Pin Lug

Features

- NOT intended for pressure applications - for debris and thread protection only
- Finishes: -P polished, -C polished chrome plated



NST (NH) Thread	Cast Brass Part #
1-1/2"	FP150F
	FP150F-P
	FP150F-C
2-1/2"	FP250F
	FP250F-P
	FP250F-C
3"	FP300F
4"	FP400F
4-1/2"	FP450F

NPSH Thread	Cast Brass Part #
1-1/2"	FP150
2-1/2"	FP250

Rocker Lug

Material

- Finishes: -P polished, -C polished chrome plated

NST (NH) Thread	Cast Brass Part #
1-1/2"	RFP150F
2-1/2"	RFP250F

Domestic Plugs - Pin Lug

NST (NH) Thread	Brass Part #
1-1/2"	FP150F-D
2-1/2"	FP250F-D

Brass Replacement Swivels and Accessories

Features

- Replacement brass swivels for Dixon® fire department connections
- Swivel comes with gasket, set screw, and ball bearings needed to install on FDC
- Other configurations are available, contact Dixon for information

Size	Female Thread	Brass Part #
2-1/2"	NPSH (2.84x8)	PSNP250S
	NST (NH) (3.07x7.5)	PSNP250NST
	NYC/BA (3.00x8)	PSNP250NYC
	NYFD (3.03x8)	PSNP250NYFD
3"	NST (NH)	PSNP300NST
	NYFD	PSNP300NYFD

NOTE: 2-1/2" requires 50 ball bearings, 3" requires 58 ball bearings

Replacement Parts

Description	Part #
2-1/2" gasket	SW250
3" gasket	SW300F
ball bearings	4600300001
set screw	4601100418



4600300001

F

FSA-Storz x Rigid Female

Application

- For use wherever a non-valved, locking coupling is required

Specification

- Working pressure: 150 PSI at 70°F (21°C)

Materials

- Nitrile rubber gaskets
- Cast aluminum lock lever assembly on 4", 5", and 6"

Approval

- Anodized components per MIL-A-8625 Type III Class 1

Storz x NST (NH) Female

Storz Size	NST (NH) Female Thread	6061-T6 Forged Alumium Part #
1-1/2"	1-1/2"	FSA1515F
2"	1-1/2"	FSA2015F
	2-1/2"	FSA2025F
2-1/2"	2-1/2"	FSA2525F
3"	2-1/2"	FSA3025F
	2-1/2"	FSA4025F
	3"	FSA4030F
	4"	FSA4040F
	4-1/2"	FSA4045F
4"	5"	FSA4050F
	6"	FSA4060F
	2-1/2"	FSA5025F
	3"	FSA5030F
	4"	FSA5040F
5"	4-1/2"	FSA5045F
	5"	FSA5050F
	6"	FSA5060F
	6"	FSA6060F



Storz x NPT Female

Storz Size	NPT Female Thread	6061-T6 Forged Alumium Part #
1-1/2"	1"	FSA1510T
	1-1/2"	FSA1515T
2"	1-1/2"	FSA2015T
	2"	FSA2020T
2-1/2"	1-1/2"	FSA2515T
	2"	FSA2520T
	2-1/2"	FSA2525T
	3"	FSA2530T
3"	3"	FSA3030T
	3"	FSA4030T
4"	4"	FSA4040T
	6"	FSA4060T
	3"	FSA5030T
5"	4"	FSA5040T
	5"	FSA5050T
	6"	FSA5060T
	4"	FSA6040T
6"	6"	FSA6060T



Storz x NPSH Female

Storz Size	NPSH Female Thread	6061-T6 Forged Alumium Part #
1-1/2"	1-1/2"	FSA1515S
2"	1-1/2"	FSA2015S
2-1/2"	2-1/2"	FSA2525S
4"	4"	FSA4040S



NOTE: All adapters are made to approved Dixon® specifications

NOTE: Replacement washers can be found on page 79

SFSA - Storz x Swivel Female Adapter - Rocker Lug / Long Handle

Materials

- Nitrile rubber gaskets
- Cast aluminum lock lever assembly on 4", 5", and 6"

Specification

- Working pressure: **150 PSI** at 70°F (21°C)

Approval

- Anodized components per MIL-A-8625 Type III Class 1

Storz x NST (NH) Female Swivel

Storz Size	NST (NH) Female Swivel Thread	6061-T6 Forged Aluminum Part #
2-1/2"	2-1/2"	SFSA2525F
3"	2-1/2"	SFSA3025F
4"	2-1/2"	SFSA4025F
	3"	SFSA4030F
	4"	SFSA4040F
	4-1/2"	SFSA4045F
	6"	SFSA4060F
5"	2-1/2"	SFSA5025F
	4"	SFSA5040F
	4-1/2"	SFSA5045F
6"	6"	SFSA5060F
	6"	SFSA6060F



Storz x NPSH Female

Storz Size	NPSH Female Swivel Thread	6061-T6 Forged Aluminum Part #
2-1/2"	2-1/2"	SFSA2525S
3"	3"	SFSA3030S
4"	4"	SFSA4040S
5"	6"	SFSA5060S



Storz x NST (NH) Female Swivel - Long Handle

Storz Size	NST (NH) Female Swivel Thread	6061-T6 Forged Aluminum Part #
4"	4-1/2"	SFSA4045F-LH
5"	4"	SFSA5040F-LH
5"	4-1/2"	SFSA5045F-LH
6"	6"	SFSA6060F-LH



NOTE: All adapters are made to approved Dixon® specifications
 NOTE: Replacement washers can be found on page 79

MSA - Storz x Rigid Male

Storz x NST (NH) Male



Storz Size	NST (NH) Male Thread	6061-T6 Forged Alumium Part #
1-1/2"	1-1/2"	MSA1515F
2"	1-1/2"	MSA2015F
2-1/2"	2-1/2"	MSA2525F
3"	2-1/2"	MSA3025F
4"	2-1/2"	MSA4025F
	4"	MSA4040F
	4-1/2"	MSA4045F
5"	2-1/2"	MSA5025F
	5"	MSA5050F

Storz x NPT Male



Storz Size	NPT Male Thread	6061-T6 Forged Alumium Part #
1-1/2"	1-1/2"	MSA1515T
2"	1-1/2"	MSA2015T
2-1/2"	2"	MSA2520T
	2-1/2"	MSA2525T
	3"	MSA2530T
3"	3"	MSA3030T
4"	4-1/2"	MSA4025T
	4"	MSA4040T
5"	4"	MSA5040T
6"	6"	MSA6060T

Storz x NPSH Male



1-1/2" x 1-1/2"

Storz Size	NPSH Male Thread	6061-T6 Forged Alumium Part #
1-1/2"	1-1/2"	MSA1515S
2"		MSA2015S

SLSA - Storz Live Swivel



Specification

- Working pressure: 200 PSI at 70°F (21°C)

Storz	FNPT	6061-T6 Forged Alumium Part #
4"	4"	SLSA4040T
5"		SLSA5040T

NOTE: Optional configurations from 2-1/2" to 6" on the non-Storz side.

F

SFSA30 - Storz x Female Swivel 30° Elbow - Rocker Lug

Feature

- Screens available for 4" and 5" heads, consult Dixon® for information

Materials

- Nitrile rubber gaskets
- Cast aluminum lock lever assembly on 4", 5", and 6"

Specification

- Working pressure: **150 PSI at 70°F (21°C)**

Approval

- Anodized components per MIL-A-8625 Type III Class 1



Storz Size	NST (NH) Female Swivel Thread	6061-T6 Forged Alumium Part #
4"	4"	SFSA30-4040F
	5"	SFSA30-4050F
	6"	SFSA30-4060F
5"	3"	SFSA30-5030F
	4"	SFSA30-5040F
	4-1/2"	SFSA30-5045F
	6"	SFSA30-5060F

NOTE: Replacement washers can be found on page 79

SFSA30 - Storz x Female Swivel 30° Elbow - Long Handle

Materials

- Nitrile rubber gaskets
- Cast aluminum lock lever assembly on 4", 5", and 6"

Specification

- Working pressure: **150 PSI at 70°F (21°C)**

Approval

- Anodized components per MIL-A-8625 Type III Class 1



Storz Size	NST (NH) Female Swivel Thread	6061-T6 Forged Alumium Part #
4"	4-1/2"	SFSA30-4045F-LH
	5"	SFSA30-4050F-LH
	6"	SFSA30-4060F-LH

NOTE: Replacement washers can be found on page 79

NCS-CSF - 150 lbs. Carbon Steel Flange x Storz

150# Flange	Storz	Carbon Steel Part #
4"	5"	NCS-CSF-STZ450
	6"	NCS-CSF-STZ460
5"	4"	NCS-CSF-STZ540
	5"	NCS-CSF-STZ550
	6"	NCS-CSF-STZ560
6"	4"	NCS-CSF-STZ640
	5"	NCS-CSF-STZ650
	6"	NCS-CSF-STZ660



NOTE: For flange dimensions, diagrams and additional information please reference dixonvalve.com.

NCS-CSF - 150 lbs. Carbon Steel Flange x Storz with Cap

150# Flange	Storz	Carbon Steel Part #
5"	6"	NCS-CSF-STZ650C
6"		NCS-CSF-STZ660C



NOTE: For flange dimensions, diagrams and additional information please reference dixonvalve.com.

SSA - Storz x Storz Adapter

Materials

- Nitrile rubber gaskets
- Cast aluminum lock lever assembly on 4", 5" and 6"

Specification

- Working pressure: **150 PSI** at 70°F (21°C)

Approval

- Anodized components per MIL-A-8625 Type III Class 1



Storz Size	Storz Size	6061-T6 Forged Aluminum Part #
1-1/2"	2"	SSA1520
	2-1/2"	SSA1525
2"	2-1/2"	SSA2025
	3"	SSA2030
	4"	SSA2540
4"	5"	SSA4050
5"	6"	SSA4060
		SSA5060

SSA30 - Storz x Storz 30° Elbow Adapters

Materials

- Nitrile rubber gaskets
- Cast aluminum lock lever assembly on 4", 5" and 6"

Specification

- Working pressure: **150 PSI** at 70°F (21°C)

Approval

- Anodized components per MIL-A-8625 Type III Class 1



Storz Size	Storz Size	6061-T6 Forged Aluminum Part #
5"	5"	SSA30-550

Dixon® Storz Hydrant Conversion Adapters

Features

- Secured to hydrant by three set screws positioned around the rim
- Hydrant side: metal face to seal to gasketed face on hose
- Reflective stripe around the rim for ease of night time location

Specification

- Designed to adapt 4-1/2" NH threads found on most hydrants to Storz connection



Size	Part #
5" Storz x 4-1/2" NH (NST)	SHA5045F

F

Storz Accessories

Threaded Storz Mounting Plates (Bracket)

Storz Size	Anodized Aluminum Part #
1-1/2" - 2-1/2"	SMB1525
4" - 5"	SMB450



Storz Caps

Features

- 4", 5", 6" supplied with cables
- 1-1/2", 2", 2-1/2", 3" supplied with chains


Storz Size	Aluminum Part #
1-1/2"	SC150-NL
2"	SC200-NL
2-1/2"	SC250-NL
3"	SC300-NL
4"	SC400-NL
4" ABS	SC400ABS ¹
5"	SC500-NL
5" ABS	SC500ABS ¹
6"	SC600-NL



¹ ABS includes airbleeder/petcock

Storz Gaskets

Features

- Gasket faces should be kept free of sand, grit, etc. and lubricated with O-ring grease or silicone 
- Pressure seals have a flat face
- Suction seals have a beaded face

Storz Size	Nitrile Rubber Pressure Part #	Nitrile Rubber Suction Part #
1-1/2"	SGS150-NL ¹	SGS150-NL
2"	SGP200	SGS200-NL
2-1/2"	SGP250	SGS250-NL
3"	SGP300	SGS300-NL
4"	SGP400	SGS400-NL
5"	SGP500	SGS500-NL
6"	SGS600-NL ¹	SGS600-NL



¹ Gasket can be used for both pressure and suction service

Storz Locking Devices

Description	Part #
metal locking device used on 4" and 5" Storz heads with spring, screw, and washer	LOCKINGDEVICE
metal locking device used on 6" Storz heads with spring, screw, and washer	LOCKINGDEVICE6



Wrenches

Universal Spanner



Application

- For 3/4" to 3" pin lug and rocker lug couplings

Feature

- Includes gas cock shutoff, pry bar and belt hook eye

Size

- Overall length 11-7/8"

Aluminum Part #	Pkg Qty
USW	25

Universal



Application

- For pin lug or rocker lug couplings 1" - 4-1/2"

Features

- Red epoxy painted
- A gas cock shutoff is provided in the handle

Size

- Overall length 11-3/4"

Iron Part #
233

Hole Type Spanner



Application

- Designed for use on 3/4" and 1" booster hose couplings

Size

- Overall length is 7-1/2"

AL-MAG 35 Part #
HTSW

Storz Hydrant



Features

- Fits 4" and 5" Storz
- Includes adjustable hydrant nut wrench

Materials

- Ductile iron head
- Knurled chrome plated handle
- Manganese bronze adjustable jaw

Part #
SAHW

Folding Pocket Spanners



PSW



PSW-B



PSW-Z



PSW-Y

Application

- For pentagon nuts up to 1-3/4"

Feature

- Built-in spanner for pin or rocker lug couplings

Size

- Overall length 16-1/4"

Material	Part #
aluminum	PSW
brass	PSW-B
die cast zinc	PSW-Z
yellow plastic	PSW-Y

Adjustable Hydrant



Features

- Fits 3/4" to 3" rocker lug and pin lug couplings
- A compact wrench easily carried in your jacket pocket

Aluminum Part #	Pkg Qty
AHW	20

F

Wrenches

Pigtail Adjustable Hydrant

Feature

- Double spanner head fits pin lug or rocker (sensible) lug couplings, pentagon nuts up to 1-1/2" from point to flat, 1-1/2" - 6" rocker lug caps, 2" - 4-1/2" pin lug caps, and square nuts up to 1-1/8"



Part #

AHWPT

Heavy Duty Adjustable Hydrant

Application

- For pentagon hydrant nuts up to 1-3/4" from point to flat

Features

- Notched to fit 1-1/4" square hydrant nut
- Spanner for pin lug and sensible (rocker) lug couplings, 1-1/2" thru 6"

Size

- Overall length 18"

Materials

- Plated iron head, 7/8" plated steel handle



Part #

189

Pkg Qty

15

Double Head Adjustable Hydrant

Application

- For pentagon hydrant nuts up to 1-7/8" and square heads up to 1-1/2"

Feature

- Fits 3/4" - 6" rocker lug or pin lug couplings, can also be used for long handle couplings

Size

- Overall length 19-1/2"

Materials

- Ductile iron head with a deeply knurled chrome plated steel handle
- Replaceable adjustable jaw is made of manganese bronze



Part #

189DH

5 Hole Hydrant

Size

- Overall length: 14-1/4"

Features

- Five pentagon holes designed to fit common hydrant nut sizes
- Built-in spanner for pin or rocker lug couplings



Plated Iron Part #

PHW

Pkg Qty

25

Grip-All Spanner

Features

- Fits 3/4" - 6" split lug, rocker lug, and pin lug couplings
- Can be operated in tight quarters
- Gas cock shutoff is provided in the handle; handle is shaped to fit your hand allowing a positive grip on the coupling



Aluminum Part #

GAW

Wrenches

Hydrant



Application

- Used for hydrant work by water works companies and on construction sites

Size

- 1-1/4" square hydrant wrench
- Overall length 15"

Features

- Fits up to 4" pin lug or rocker lug couplings
- Complete with pry bar

A356 Aluminum

Part #

DF16-180

Features

- Fits up to 2-1/2" pin lug or rocker lug couplings
- Complete with pry bar and 1-1/4" nut wrench
- Lug / drum wrench



A356 Aluminum

Part #

DF16-181

Long Handle Suction Spanner

Application

- Use on long handle, rocker lug, or pin lug couplings from 2-1/2" - 6"

Size

- Overall length 18-3/4"

Features

- Open end slips over long handles for additional leverage, the claw fits rocker lugs or pin lugs, the other end can be used as a pry or crowbar
- Inverted "T" body construction for lighter weight and improved strength
- Can be used on Dixon® cam and groove pin lug or trapezoidal lug tank car adapters or 8" pin lug couplings



Plated Iron

Part #

LHW

Forestry Hose Clamp and Spanner

Size

- Overall length 10"

Features

- Off-set handle enables the user to easily operate the clamp while wearing gloves
- When clamped onto the hose the brass locking device safely holds the clamp in position, a spanner is an integral part of the clamp

Material

- Cast aluminum and brass

Specification

- To be used with lightweight 1" and 1-1/2" hoses for pressures up to **200 PSI**



Cast Aluminum

Part #

FHCS150

Forestry Pocket Spanners

Applications

- FSW1: for use on 1" hoses only
- FSW2: for 1" and 1-1/2" hose couplings

Size

- Overall length 5"

Approval

- Meets USFDA specification 5100-101C



Aluminum

Part #

FSW1

FSW2

F

Storz Wrenches

Pin Lug Spanners - Single End

Size	Plated Iron Part #
2"	SW20
2-1/2"	SW25
3"	SW30
4"	SW40
6"	SW60



Pin Lug Spanner - Double End

Size	Plated Iron Part #
1-1/2", 2" x 2-1/2", 3"	SW153



Spanners - Single End

Features

- SW1530 fits 1-1/2" - 3" Storz
- SZW2 for use on 4" and 6" Storz

Size	AL-MAG 35 Part #
1-1/2" - 3"	SW1530
4" - 6"	SZW2



SZW2



SW1530

Spanners - Double End

Used On	Material	Part #
2" - 5"	aluminum	SZW2-NL
	steel	SW-S400



SZW2-NL



SW-S400

Holder with (2) Wrenches - Double Ended

Description	Material	Part #
2 Storz wrenches (2-1/2" - 5") with bracket	aluminum	SWB-2
	steel	SWB-S-2
4 Storz wrenches (2-1/2" - 5") with bracket	steel	SWB-S-4



Long Handle Short Shank Suction Hose Females



Application

- For suction and low pressure discharge only

Material

- Powder coated aluminum swivel nut

Female Swivel NST (NH)	Hose Size	Powder Coated Aluminum Part #
4"	4"	LHFS400F
4-1/2"		LHFS4045F

Angle and Suction Elbows

Application

- For use on pump discharge valves, or suction inlets to minimize hose kinking

Features

- Rocker lug swivel
- Satin brass finish

Material

- -C polished chrome plated



30° elbow



45° elbow

Male NST (NH) Thread	Female NST (NH) Thread	Angle	Brass Part #
2-1/2"	2-1/2"	30°	RSE30250F-C
		45°	RSE45250F
			RSE45250F-C
		90°	RSE90250F
			RSE90250F-C

Continuous Swivel Elbows

Features

- Allows hose to swing when connected
- Full waterway reduces friction loss
- Short style radius is 2-1/2" measured from the center of the waterway to the end of the discharge thread



Female NPT Thread	Male Thread	Length	Cast Brass Part #
1-1/2"	1-1/2" NST (NH)	2-1/2"	CSES150F
2"			CSES2015F
1-1/2"	1-1/2" NPT		CSES150T

Dixon® Angle and Suction Elbows N54

Application

- Ideal for fire apparatus with front suction connections

Materials

- Anodized, powder coated aluminum, extruded
- Anodized female swivel connections



90° elbow

Male NST (NH) Thread	Female NST (NH) Swivel Thread	Angle	Aluminum Part #
2-1/2"	2-1/2"	30°	N5430-25F25F
		45°	N5445-25F25F
		60°	N5460-25F25F
		90°	N5490-25F25F

NOTE: Replacement washers can be found on page 66

Pump Test Headers

Feature

- Other sizes and configurations available, consult Dixon® for information

Specification

- Available connections: grooved, flanged, and threaded

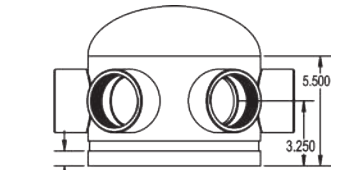
Approval

- Certified D1, G1, G6

End Connection	End Size	# of Outlets	Pump Size Max. GPM	Part #
150# flanged	3"	1	300	HVF0301-25
	4"	2	500	HVF0402-25
	6"	3	750	HVF0603-25
	6"	4	1000	HVF0604-25
	6"	6	1000	HVF0606-25
	8"	6	2000	HVF0806-25
grooved	6"	3	750	HVG0603-25
	6"	4	1000	HVG0604-25
	8"	3	750	HVG0803-25
	8"	6	2000	HVG0806-25

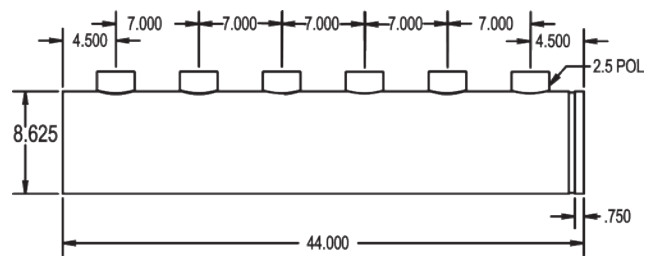
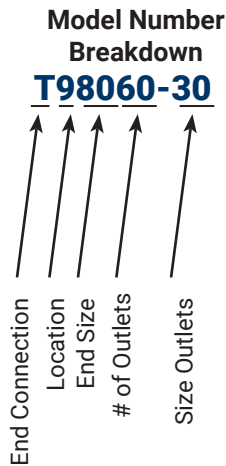


flanged



grooved

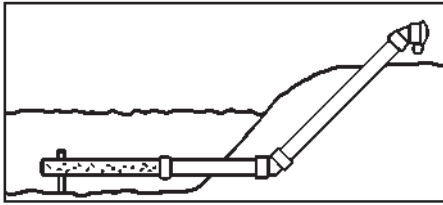
Manifolds



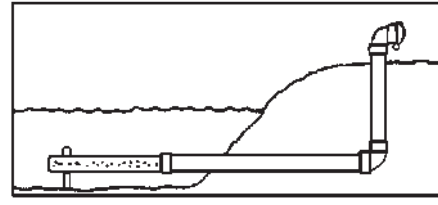
End Connection	Location	End Size	# of Outlets	Outlet Size		
T	threaded	E End	40 20	4" 2	25 25	2-1/2" FNPT
G	grooved	B Back	60 30	6" 3	30 30	3" FNPT
F	flanged	9 90°	80 40	8" 4	---	---
---	---	---	60 60	---	6	---

Dry Hydrants

Typical Dry Hydrant Installations



45°
(preferred)



90°

Underwater Strainer Supports



Description	Part #
underwater strainer support	DHSSC6

Back Flushing Strainers

Size
• Length: 37"



Size	Schedule 40 PVC Part #
6"	DHS6BF
8"	DHS8BF ¹

¹Includes 8" x 6" reducer

Male Adapters and Caps

90° Male Adapters

45° Male Adapters



adapters and caps sold separately

Male NST (NH)	Hardcoated Part #	Hardcoated Part #
4-1/2"	ADH90M45F	ADH45M45F
6"	ADH90M60F	ADH45M60F

Rocker Lug Caps with Cable

Female NST (NH)	Hardcoated Part #
4-1/2"	ADHC450F
6"	ADHC600F

Female Adapters and Plugs

90° Female Adapters

45° Female Adapters



adapters and plugs sold separately

Female NST (NH)	Hardcoated Part #	Hardcoated Part #
4-1/2"	ADH90F45F	ADH45F45F
6"	ADH90F60F	ADH45F60F

Rocker Lug Plugs with Cable

Male NST (NH)	Hardcoated Part #
4-1/2"	ADHP450F
6"	ADHP600F



Two-Way Male Outlet - Roof Connections

Application

- Used to create roof connections, fire pump test connections, wall hydrants or sidewalk (free standing) hydrants

Feature

- Other configurations are available, contact Dixon® for additional information

Specifications

- Maximum operating pressure: **175 PSI** at **70°F (21°C)**
- Provides **250 GPM** minimum per outlet

Approval

- UL listed

Back Outlet

Pipe Size	(2) Outlets Male	Cast Brass Part #
4"	2-1/2" NPT	IRC4025
		FRC4025
	2-1/2" NST (NH)	IRC4025F
		FRC4025F
6"	2-1/2" NPT	FRC6025
	2-1/2" NST (NH)	FRC6025F

Groove Size	(2) Outlets Male	Cast Brass Part #
4"	2-1/2" NST (NH)	IRC4025GF



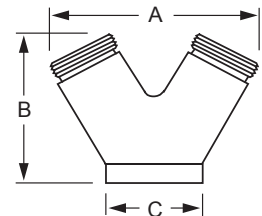
pipe



grooved

Dimensions

Size	A	B	C
4" x 2-1/2" x 2-1/2"	7-7/8"	5-3/16"	5-1/4"
6" x 2-1/2" x 2-1/2"	8-3/16"	6-3/8"	7-5/8"





Two-Way Male Outlet - Roof Connections

Application

- Used to create roof connections, fire pump test connections, wall hydrants or sidewalk (free standing) hydrants

Specifications

- Maximum operating pressure: **175 PSI** at **70°F (21°C)**
- Provides **250 GPM** minimum per outlet

Approval

- UL listed

90° Bottom Outlet

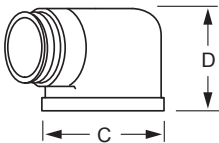
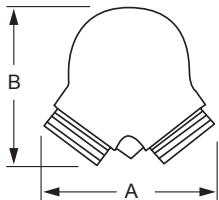


Pipe Size	(2) Outlets Male	Cast Brass Part #
4"	2-1/2" NPT	90IRC4025
	2-1/2" NST (NH)	90FRC4025
6"	2-1/2" NPT	90IRC4025F
	2-1/2" NST (NH)	90FRC4025F



Groove Size	(2) Outlets Male	Cast Brass Part #
4"	2-1/2" NPT	90IRC4025G
	2-1/2" NST(NH)	90IRC4025GF

F



Dimensions

Size	A	B	C	D
4" x 2-1/2" x 2-1/2"	7-1/2"	6-3/4"	5-1/8"	4-1/2"
6" x 2-1/2" x 2-1/2"	9"	8-1/2"	7-1/2"	5"

Three-Way Male Outlet - Roof Connections

Application

- Used to create roof connections, or fire pump test connections

Specification

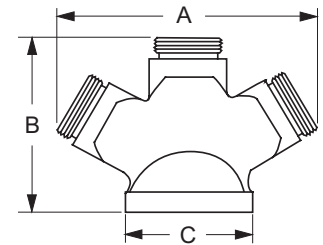
- Provides **250 GPM** minimum per outlet

Back Outlet

Pipe Size	(3) Outlets Male	Cast Brass Part #
4"	2-1/2" NPT	FR3C4025
6"	2-1/2" NPT	FR3C6025
	2-1/2" NST (NH)	FR3C6025F

Dimensions

Size	A	B	C
4" x 2-1/2" x 2-1/2" x 2-1/2"	12-3/4"	8-3/4"	5-1/4"
6" x 2-1/2" x 2-1/2" x 2-1/2"	15-3/8"	9-3/4"	7-5/8"

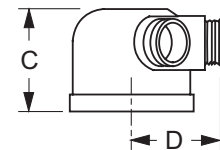
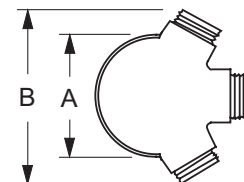


Bottom Outlet

Pipe Size	(3) Outlets Male	Cast Brass Part #
4"	2-1/2" NPT	90FR3C4025
	2-1/2" NST (NH)	90FR3C4025F
6"	2-1/2" NPT	90FR3C6025
	2-1/2" NST (NH)	90FR3C6025F

Dimensions

Size	A	B	C	D
4" x 2-1/2" x 2-1/2" x 2-1/2"	7-3/4"	11-3/4"	4-7/16"	6-1/4"
6" x 2-1/2" x 2-1/2" x 2-1/2"				



Sleeve for Sidewalk (Free Standing) Connections

Application

- Used in conjunction with a sidewalk escutcheon and a 90° double clapper Siamese to create a sidewalk (free standing) fire department connection
- Finishes: -P polished, -C polished chrome plated

Pipe Size	Length	Brass Part #
4"	18"	SS418-P
		SS418-C
	24"	SS424-P
		SS424-C
6"	18"	SS618-P
		SS618-C
	24"	SS624-P
		SS624-C



Single Clapper Siamese Connections

Features

- Single swing clapper with (2) pin lug swivel inlets
- Design provides unobstructed waterway
- Exposed Fire Department Connections (FDC) provide an economical method of satisfying local fire codes
- Branding: Auto-Spkr
- Replacement swivels can be ordered on page 73
- Finishes: -P polished or -C polished chrome plated

Specifications

- Maximum operating pressure: **250 PSI at 70°F (21°C)**
- Provides **500 GPM** minimum to supplement the fire protection as an auxiliary inlet connection to the water supply (**250 GPM** minimum per inlet)



Back Outlet

Approval

- UL listed and FM approved

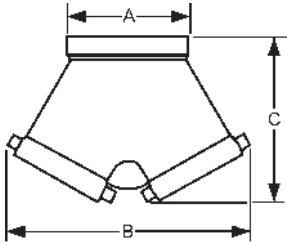
Outlet Female NPT Thread	(2) Inlets Female Thread	Cast Brass Part #
4"	2-1/2" NST (NH)	SCS4025F ISCS4025F ¹

¹ Imported

Dimensions

Size	A	B	C
4" x 2-1/2" x 2-1/2"	5-1/8"	9"	6-1/16"

NOTE: Dimensions match SCS4025F and SCS4025NYFD



F



Bottom Outlet

Approval

- UL listed

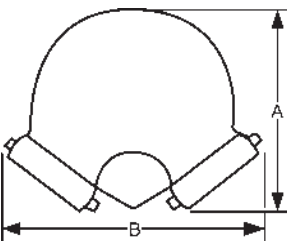
Outlet Female NPT Thread	(2) Inlets Female Thread	Cast Brass Part #
4"	2-1/2" NST (NH)	90SCS4025F 90ISCS4025F ¹

¹ Imported

Dimensions

Size	A	B
4" x 2-1/2" x 2-1/2"	6-7/8"	9-7/8"

NOTE: Dimensions match 90SCS4025F and 90SCS4025NYFD





Double Clapper Siamese Connections

Features

- Double drop clapper with (2) pin lug swivel inlets provides required **500 GPM** minimum to supplement the fire protection as an auxiliary inlet connection to the water supply (**250 GPM** minimum per inlet)
- Exposed Fire Department Connections (FDC) provide an economical method of satisfying local fire codes
- Finish: -P polished or -C polished chrome plated

Specification

- Maximum operating pressure: **175 PSI** at **70°F (21°C)**

Approval

- UL listed and FM approved

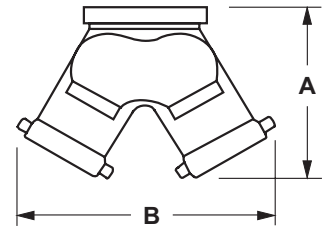
Back Outlet

Outlet Female NPT Thread	(2) Inlets Female Thread	Branding	Cast Brass Part #
4"	2-1/2" NST(NH)	AutoSprinkler	DCS4025F
			DCS4025F-P
			DCS4025F-C
		StandPipe	DCS4025F-SP
	No Branding	DCS4025F-NB	
6"	3" NST(NH)	AutoSprinkler	DCS4030F
			DCS4030NYFD
	3" NYFD	AutoSprinkler	DCS6025F ¹
			StandPipe



Dimensions

Size	A	B
4" x 2-1/2" x 2-1/2"	9-5/8"	12-1/4"
6" x 2-1/2" x 2-1/2"	10-1/4"	11-3/4"
4" x 3" x 3"	10"	12-1/2"
6" x 3" x 3"	10-3/8"	12-1/2"



Bottom Outlet

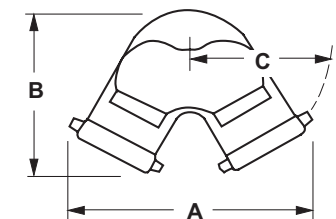
Outlet Female NPT Thread	(2) Inlets Female Thread	Branding	Cast Brass Part #
4"	2-1/2" NST(NH)	AutoSprinkler	90DCS4025F
			90DCS4025F-P
			90DCS4025F-C
	StandPipe	No Branding	90DCS4025F-SP
			90DCS4025F-NB
	3" NST(NH)	AutoSprinkler	90DCS4030F
90DCS4030NYFD			
90DCS4030NYFDSP			
3" NYFD	StandPipe	90DCS4030NYFDSP	
		AutoSprinkler	90DCS6025F ¹
		StandPipe	90DCS6025F-SP ¹
6"	2-1/2" NST(NH)	AutoSprinkler	90DCS6025F ¹
			StandPipe
3" NYFD	AutoSprinkler	90DCS6030NYFD ²	



polished

Dimensions

Size	A	B	C
4" x 2-1/2" x 2-1/2"	11-3/4"	9-5/8"	7-1/4"
6" x 2-1/2" x 2-1/2"	11-3/4"	10-3/4"	
4" x 3" x 3"	12-1/2"	10-1/8"	
6" x 3" x 3"	12-1/4"	10-7/8"	



NOTE: Special threads, branding, and finishes are available, consult Dixon® for information

NOTE: Replacement swivels can be ordered on page 73

¹ Models are not UL listed or FM approved

² Models are UL listed but not FM approved

Triple Clapper Siamese Connections

Feature

- Branding: see below
- Finishes: -P polished or -C polished chrome plated

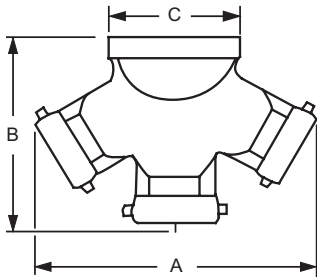
Specification

- Maximum operating pressure: 175 PSI at 70°F (21°C)



Back Outlet

Outlet Female NPT Thread	(3) Inlets Female NST (NH) Thread	Branding	Cast Brass Part #
4"	2-1/2"	AutoSprinkler	TCS4025F
		StandPipe	TCS4025F-SP
		No Branding	TCS4025F-NB
6"		AutoSprinkler	TCS6025F
		StandPipe	TCS6025F-SP
		No Branding	TCS6025F-NB



Dimensions

Size	A	B	C
4" x 2-1/2" x 2-1/2" x 2-1/2"	13-3/4"	10-1/2"	5"
6" x 2-1/2" x 2-1/2" x 2-1/2"			7-1/2"

F

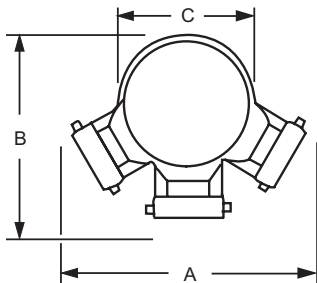
Bottom Outlet



Outlet Female NPT Thread	(3) Inlets Female NST (NH) Thread	Branding	Cast Brass Part #
4"	2-1/2"	AutoSprinkler	90TCS4025F
		No Branding	90TCS4025F-NB
6"		AutoSprinkler	90TCS6025F
		No Branding	90TCS6025F-NB

Dimensions

Size	A	B	C
4" x 2-1/2" x 2-1/2" x 2-1/2"	14-1/2"	11-1/2"	7-5/8"
6" x 2-1/2" x 2-1/2" x 2-1/2"			



NOTE: Special threads, branding, and finishes are available; consult Dixon® for information
 NOTE: Replacement swivels can be ordered on page 73

Reversible Concealed Angle Siamese Body



Application

- Stainless steel FDC provides water up to 90 stories without auxiliary pumping systems

Sizes

- Bodies: 4" and 6"
- Snoots: 2-1/2" x 2-1/2" and 2-1/2" x 3"

Features

- Uniquely designed clappers are fully reversible with perpendicular trunnion, allowing one body to be installed for top or bottom connections
- Concealed unit mounts behind a wall plate; escutcheon sold separately for exposed installation

Materials

- Body: 316 stainless steel
- Shutters: 4" x 2-1/2": brass
6" x 3": 316 stainless steel
- Snoots: 316 stainless steel
- Pivot pins: brass on concealed units, stainless steel on exposed units

Specifications

- 4" x 2-1/2" maximum working pressure: **500 PSI**
- 6" x 3" maximum working pressure: **600 PSI**

Approvals

- 4" x 2-1/2" is FM Approved
- 6" x 3" is FM and New York Fire Department approved



4" X 2-1/2"
(unpolished finish)



6" X 3"
(unpolished finish)



6" X 3"
(polished finish)

Inlet	(2) Outlets	Description	Stainless Steel Part #
4" NPT	2-1/2" NPT	concealed angle body	4025REV90SS
6" grooved	3" NPT	concealed straight body	DCS6030GSS
6" NPT	3" NPT	concealed or exposed angle body	90CREV6030SS
		concealed or exposed angle body polished	90CREV6030SS-P
		reversible fire department connection assembly for concealed or exposed installation with proper identification plate	90CREV6030SSPAT

Open Snoots

Swivel	NPT Thread	Stainless Steel Female Part #	Stainless Steel Male Part #
2-1/2" NST (NH)	2-1/2"	SF250FSS	SM250FSS
	3"	SF2530FSS	SM2530FSS
3" NST (NH)	3"	SF300FSS	SM300FSS
3" NYFD	3"	SF300NYFDSS	SM300NYFDSS



2-1/2" x 3" male
(polished satin finish)



3" x 3" male
(polished satin finish)



Reversible Concealed Angle Siamese Bodies

Features

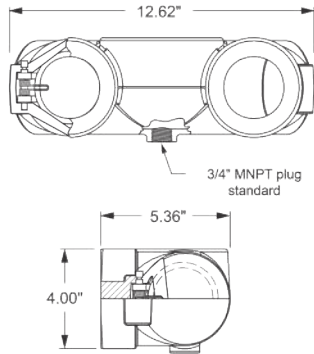
- Fully reversible with a perpendicular trunnion allowing one body to be installed for top and bottom connections
- Bodies require wall plate WP2 see page 97

Specification

- Maximum operating pressure: **250 PSI at 70°F (21°C)**

Approvals

- UL listed
- Approved by New York City Board of Standards and Appeals



Outlet Female NPT Thread	(2) Inlets Female NPT Thread	Brass Part #
4"	2-1/2"	4025REV90
	3"	4030REV90

Reversible Concealed Angle Siamese Bodies

Features

- Fully reversible with a perpendicular trunnion allowing one body to be installed for top and bottom connections
- Replaces 23-391 bodies

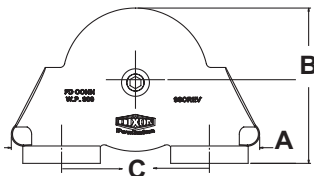
Specification

- Maximum operating pressure: **250 PSI at 70°F (21°C)**



Outlet Female NPT Thread	(2) Inlets Female NPT Thread	Brass Part #
5"	2-1/2"	90CREV5025
	3"	90CREV5030
6"	2-1/2"	90CREV6025
	3"	90CREV6030

Dimensions



Size	A	B	C
5" x 3" x 3"	12"	9-1/2"	7-5/8"
6" x 2-1/2" x 2-1/2"	12"	7-1/4"	7-5/8"
6" x 3" x 3"	12"	9-1/2"	7-5/8"

F



Concealed 2-Way Wall Hydrant Bodies

Size

- 7-5/8" center-line

Features

- Drop clappers provide unobstructed waterway
- Flush design is desirable when appearance is a factor
- Double clapper
- Bodies require wall plate WP2 (24-385), see page 97

Specification

- Provides **500 GPM** minimums at **250 GPM** per inlet (ref. NFPA 14)

Approval

- UL listed

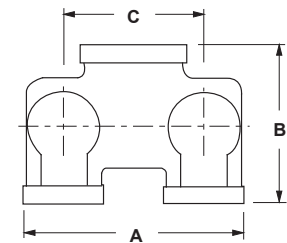
Back outlet

Outlet Female NPT Thread	(2) Inlets Female NPT Thread	Brass Part #
4"	2-1/2"	CDMHCB40225
	3"	CDMHCB40230
5"	3"	CDMHCB50230
6"	2-1/2"	CDMHCB60225
	3"	CDMHCB60230



Dimensions

Size	A	B	C
4" x 2-1/2" x 2-1/2"	11-1/8"	6"	7-5/8"
4" x 3" x 3"	12-1/4"	8-1/8"	7-5/8"
5" x 3" x 3"	11-13/16"	7-5/16"	7-5/8"
6" x 2-1/2" x 2-1/2"	11-1/8"	7-3/8"	7-5/8"
6" x 3" x 3"	12-1/4"	8-1/4"	7-5/8"



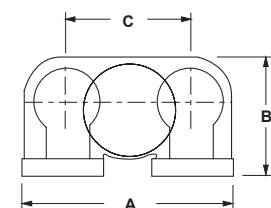
Bottom outlet

Outlet Female NPT Thread	(2) Inlets Female NPT Thread	Brass Part #
5"	3"	90CDMHCB50230
6"	2-1/2"	90CDMHCB60225
	3"	90CDMHCB60230



Dimensions

Size	A	B	C
5" x 3" x 3"	12"	9-1/2"	7-5/8"
6" x 2-1/2" x 2-1/2"	12"	7-1/4"	7-5/8"
6" x 3" x 3"	12"	9-1/2"	7-5/8"



Spring Check Type Snoots - Pin Lug

Feature

- Other configurations are also available, consult Dixon® for information
- Finishes: -P polished, -C polished chrome plated

Specification

- Maximum operating pressure: 175 PSI at 70°F (21°C)

Female Outlet

Feature

- Connections are attached to the bodies with pipe nipples (not included)

Specification

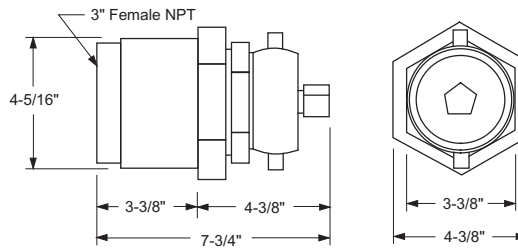
- Female NPT rigid with hexagon by female hose thread to swivel



polished chrome plated

Outlet Female NPT Thread	Inlet Female NST (NH) Thread	Cast Brass Part #
3"	2-1/2"	CSSTF25F30T-P
	3"	CSSTF25F30T-C
		CSSTF30F30T-P

Dimensions




Male Outlet

Feature

- Used when a direct connection to bodies is desired
- Finishes: -P polished, -C polished chrome plated

Specification

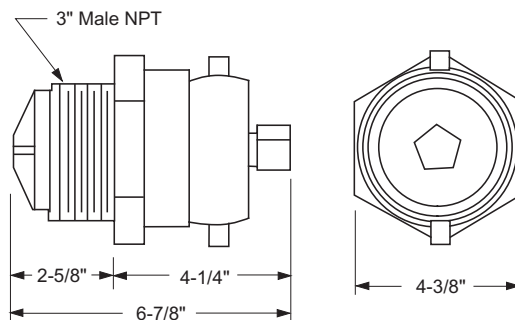
- Male NPT x 2-1/2" female hose thread to swivel



polished

Outlet Male NPT Thread	Inlet Female NST (NH) Thread	Cast Brass Part #
3"	2-1/2"	CSSTM25F30T-P
		CSSTM25F30T-C
	3"	CSSTM30F30T-P
		CSSTM30F30T-C

Dimensions



NOTE: Under no circumstances should a check snoot be installed directly into a pipe, as this may prevent the snoot from opening. Install directly into the appropriate standpipe body only.





Clapper Type Snoots - Pin Lug

Features

- Other sizes and threads are available, consult Dixon® for information
- Finishes: -P polished, -C polished chrome plated

Approval

- UL listed

Outlet Female NPT Thread	Inlet Female NST (NH) Thread	Cast Brass Part #
3"	2-1/2"	CSCTF25F30T-P
		CSCTF25F30T-C

Outlet Male NPT	Inlet Female NST (NH)	Cast Brass Part #
3"	2-1/2"	CSCTM25F30T-P
		CSCTM25F30T-C



polished chrome plated



polished

Wall Plate for Double Clapper Siamese Assemblies

Features

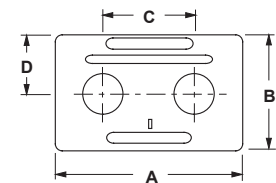
- 4-hole and 6-hole wall plates available, consult Dixon for information
- Finishes: -P polished, -C polished chrome plated

Hole Size	Branding	Brass Part #
3-3/8"	AutoSprinkler	WP2HAS-P
		WP2HAS-C
	StandPipe	WP2HSP-P
		WP2HSP-C
	AutoSprinkler StandPipe Combo	WP2H-ASSP-P
		WP2H-ASSP-C
	Hydrant	WP2H-HY-P
	PumpTest	WP2H-PT-P
		WP2H-PT-C



Dimensions

Hole Size	A	B	C	D
3-3/8"	14"	8"	7-5/8"	4-15/16"



Wall Plate for Concealed 3-Way Bodies

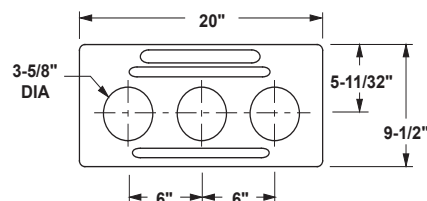
Features

- 4-hole and 6-hole wall plates available, consult Dixon for information
- Finishes: -P polished, -C polished chrome plated

Hole Size	Positioned	Branding	Brass Part #
3-5/8"	Horizontal	AutoSprinkler	WP3HAS-P
			WP3HAS-C
		StandPipe	WP3HSP-P
			WP3HSP-C



Dimensions





Double Clapper Concealed Siamese Assemblies

Features

- Fully reversible with a perpendicular trunnion allowing one body to be installed for top and bottom connections
- Branded: 'standpipe', 'auto-sprk', 'auto-sprk-standpipe'
- Complete unit consisting of the following six parts: (1) 4025REV90, or 4030REV90, or 90CREV6025, (1) 24-385 plate, (2) 23-270 double female connections, (2) 17-127 plugs with chains
- Finishes: -P polished or -C polished chrome plated

Specification

- Maximum operating pressure: **250 PSI**

Approvals

- UL listed, FM approved

Outlet Female NPT Thread	(2) Inlets Female NST (NH) Thread	Branding	Cast Brass Part #
4"	2-1/2"	AutoSprinkler	2WCA4025F-P
		StandPipe	2WCA4025F-SP-P
		AutoSprinkler	2WCA4025F-C
		StandPipe	2WCA4025F-SP-C
6"	2-1/2"	AutoSprinkler	2WCA4030F-P
		AutoSprinkler	2WCA6025F-P
		StandPipe	2WCA6025F-SP-P
		AutoSprinkler	2WCA6025F-C
		StandPipe	2WCA6025F-SP-C

NOTE: Other branding and finishes are also available, consult Dixon® for information

2-Way Sidewalk Siamese Assemblies

Feature

- Complete unit consists of: (1) 21-133 90° Siamese body, double clapper, (2) 17-127 pin lug plugs with chains, (1) 23-404 sleeve, (1) 24-405 escutcheon plate
- Finishes: -P polished or -C polished chrome plated

Approvals

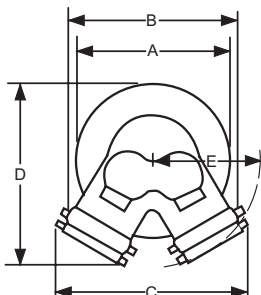
- UL listed, FM approved

Outlet Female NPT Thread	(2) Inlets Female Thread	Cast Brass Part #
4"	2-1/2"	2WSA4025F
		2WSA4025F-SP
6"		2WSA6025F
		2WSA6025F-SP

Dimensions

Size	A	B	C	E	F
4" x 2-1/2" x 2-1/2"	9-1/4"	10-3/8"	10-3/4"	10-3/8"	6-5/8"
6" x 2-1/2" x 2-1/2"	11-1/4"	10-1/2"	11-3/4"	13"	7-1/4"

NOTE: Some components UL listed/FM approved, not entire assembly



Single Inlet Residential Sprinkler Connection

Application

- Complete single inlet connection (exposed type) used on residential automatic sprinkler systems

Feature

- Complete unit consists of: (1) 17-127 1-1/2" pin lug plug with chain and (1) 24-209 4-7/16" OD round escutcheon plate with swivel

Inlet Female NST (NH) Thread	Outlet Female NPT Thread	Cast Brass Part #
1-1/2"	1-1/2"	RIC150F



Single Inlet Connections

Features

- Provides a complete exposed single inlet connection
- Complete unit consists of: (1) 24-209 round plate branded Auto Sprinkler, (1) 23-270 double female or 09-215 male and female connection, (1) 17-127 pin lug plug with chain
- Swivel end
- Finish: -P polished or -C polished chrome plated

Specification

- Rigid hexagon end of either connection is 2-1/2" NPT

Inlet Female NST (NH) Thread	Outlet Female NPT Thread	Brass Part #
2-1/2"	2-1/2"	SIC250F
		SIC250F-P
		SIC250F-C



Single Hydrant Connection

Features

- Complete unit consists of: (1) 24-209 round plate branded 'Wall Hydrant', (1) 23-272: 2-1/2" female and male connection, (1) 17-126 cap with chain
- Finish: -P polished or -C polished chrome plated

Inlet Female NPT Thread	Outlet Male NST (NH) Thread	Cast Brass Part #
2-1/2"	2-1/2"	MOCA250F



Exposed 2-Way Wall Hydrants

Features

- DMOCA40225F consists of: (1) REP400HY round plate branded 'Wall Hydrant', (1) FRC4025F: 2-1/2" female and male connection, (2) FC250F cap with chain
- DMOCA60225F consists of: (1) REP600HY round plate branded 'Wall Hydrant' (1) FRC6025F: 2-1/2" female and male connection, (2) FC250F cap with chain
- Finish: -P polished or -C polished chrome plated

Inlet Female NPT Thread	(2) Outlets Male NST (NH) Thread	Cast Brass Part #
4"	2-1/2"	DMOCA40225F
6"		DMOCA60225F



Round Identification Plates



REP250AS-C



REP250AS-P



REP400AS



Application

- Used to trim out and identify exposed fire department connections

Size

- For Siamese, made in 9-1/4" diameter for 4" pipe and 11-1/4" diameter for 6" pipe

Material

- Finishes: -P polished, -C polished chrome plated

Pipe Size	Branding	Cast Brass Part #
2-1/2"	Auto-Sprinkler	REP250AS
		REP250AS-P
		REP250AS-C
	Wall Hydrant	REP250HY
		REP250PT
	Standpipe	REP250SP
REP250SP-P		
REP250SP-C		
4"	Auto-Sprinkler	AREP400AS ¹
		REP400AS
		REP400AS-P
		REP400AS-C
	Wall Hydrant	REP400HY
		REP400SP
	Standpipe	REP400SP-P
		REP400SP-C
Auto-Sprinkler & Standpipe	REP400AS/SP	
6"	Auto-Sprinkler	REP600AS
		REP600AS-P
		REP600AS-C
	Standpipe	REP600SP
		REP600SP-P
		REP600SP-C

¹ aluminum

Dimensions

Size	OD	Hole Size
2-1/2"	7-5/8"	3-1/4"
4"	9-1/4"	4-5/8"
6"	11-1/4"	6-3/4"



British Instantaneous Fittings

Feature

- Polished finish

Approval

- Meets BS336 specifications

Female x Female Threads

Female BRIT Thread	Female Thread	Brass Part #
2-1/2"	2-1/2" NST (NH)	BID250F
	2-1/2" NPT	BID250T



Female x Male Threads

Female BRIT Thread	Male Thread	Brass Part #
2-1/2"	2-1/2" NST (NH)	BIB250F
	2-1/2" NPT	BIB250T



Male x Female Threads

Male BRIT Thread	Female Thread	Brass Part #
2-1/2"	2-1/2" NST (NH)	BIA250F
	2-1/2" NPT	BIA250T



Male x Male Threads

Male BRIT Thread	Male Thread	Brass Part #
2-1/2"	2-1/2" NST (NH)	BIF250F
	2-1/2" NPT	BIF250T



British Instantaneous Fittings



BIE150



BIC150



Hose Shanks

Size	Brass Part #
2-1/2" male BRIT x 1-1/2" hose shank	BIE150
2-1/2" male BRIT x 2-1/2" hose shank	BIE250
2-1/2" female BRIT x 1-1/2" hose shank	BIC150
2-1/2" female BRIT x 2-1/2" hose shank	BIC250

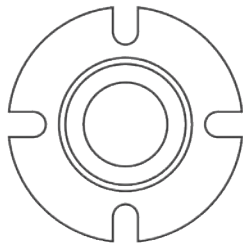
Plug

Size	Brass Part #
2-1/2"	BIDP250

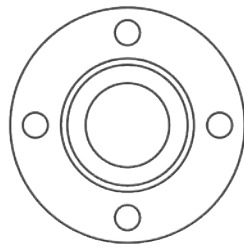
Cap

Size	Brass Part #
2-1/2"	BIDC250

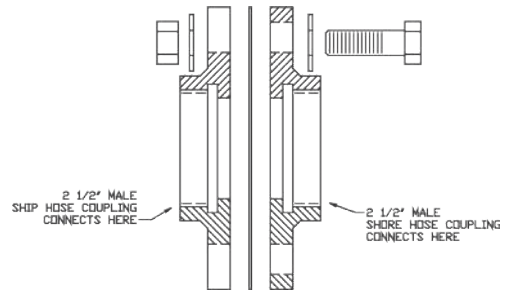
International Shore Connections



ship connection
09-319



shore connection
09-318



shore side



ship side

Size

- 7" OD brass flange with 4-3/4" holes

Applications

- Makes possible the connection of two different threads between ship and shore or between ships

Feature

- Includes 8 washers, 4 hexagon brass nuts, 4 hex head bolts, 1 washer, 1 fiber gasket

Specifications

- Working pressure: **300 PSI**
- NST (NH) threads standard, also available in NPT and NYFD threads

Approval

- Meets U.S. Coast Guard specifications for vessels 1000 gross tons or more

Description	Brass Part #
shore side	09-318-00001
ship side	09-319-00001

F

Pick Head Fire Axes

Size

- 36" hickory handle

Feature

- Red trim

Approval

- Listed in the minimum requirements approval guides for outfitting hose houses and hose cabinets by insurance underwriters



Description	Part #
6 lb. axe	PHFA6
axe brackets	PHFA-B-A

Sprinkler Line Tester

Application

- Installs on the last sprinkler head on system branch lines and controls water flow for flushing or testing the system



Inlet	Outlet	Brass Part #
1" female NPT	1" male NPSH	SLT10050





Domestic Cast Angle Valves

Material

- Aluminum hand wheel

Specification

- Working pressure: 300 PSI at 70°F (21°C)

Approval

- UL listed and FM approved



Female x Male

Inlet Female NPT	Outlet Male Thread	Cast Brass Part #
1-1/2"	1-1/2" NST (NH)	AV150
	1-1/2" NPSH	AV150S
	1-1/2" NPT	AV150T
2-1/2"	2-1/2" NST (NH)	AV250
	2-1/2" NYFD	AV250NYFD ¹

¹ Supplied with red hand wheel

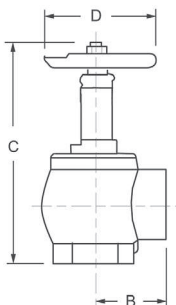
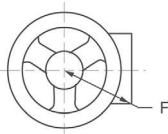


Female x Female

Inlet Female NPT	Outlet Female NPT	Cast Brass Part #
1-1/2"	1-1/2"	AVF150
2-1/2"	2-1/2"	AVF250

Replacement Parts

Description	Part #
aluminum handwheel for 1-1/2" valve	AV150-W
aluminum handwheel for 2-1/2" valve	AV250-W
handwheel nut for 1-1/2" valve	AV150-N
handwheel nut for 2-1/2" valve	AV250-N
valve seal rubber for 1-1/2" valve	AV150-RBR
valve seal rubber for 2-1/2" valve	AV250-RBR



Dimensions

Size	A	B	C closed	C open	D	F
1-1/2"	2-11/64"	2-7/32"	6-5/8"	7-21/32"	3-3/4"	2-13/16"
2-1/2"	3-3/16"	3-3/16"	9-1/4"	11"	5"	3-19/32"

H

Grooved Angle Valves



Application

- Commercial fire protection

Features

- Easy for contractor to install
- Groove inlet
- Made in the USA

Material

- Nitrile rubber gasket

Specification

- Working pressure: **300 PSI** at **70°F (21°C)**

Approvals

- UL listed, FM approved, ULC approved



Description	Cast Brass Part #
groove x male	AVG250F
groove x groove	AVG250G
groove x female	AVGF250

500# Angle Hose Valves



Applications

- Fire department, gravity and pressure tank connections, test connections, and public water supplies to sprinkler and standpipe systems where it is necessary to access the system for a fire hose connection

Feature

- Red handwheel

Specifications

- Designed and approved to manage **500 PSI** pressures in piping systems
- Maximum operating pressure: **500 PSI** at **70°F (21°C)**

Approvals

- FM approved
- New York City Board of Standards and Appeals, approval # MEA 54-07-E



Female x Male

Inlet Female NPT	Outlet Male Thread	Cast Brass Part #
2-1/2"	2-1/2" NST (NH)	AV5-250F
	2-1/2" NYFD	AV5-250NYFD

Female x Female

Inlet Female NPT	Outlet Female NPT	Cast Brass Part #
2-1/2"	2-1/2"	AVF5-250





Global Cast Angle Valves

Feature

- Available finishes:
 cast (standard)
 polished: -P
 chrome: -C
 minimum quantity for special thread, consult Dixon®

Material

- Aluminum handwheel

Specifications

- NPT inlet thread only
- Working pressure: **300 PSI at 70°F (21°C)**

Approvals

- UL listed and FM approved
- New York City Board of Standards and Appeals, approval # MEA 54-07-E



Female Inlet

Inlet Female NPT	Outlet Male Thread	Cast Yellow DZR Brass Part #
1-1/2"	1-1/2" male NST (NH)	AV150-I
2-1/2"	2-1/2" male NST (NH)	AV250-I
	2-1/2" MNYFD	AV250NYFD-I

Double Female

Feature

- Available finish:
 cast (standard)
 polished = -P
 chrome = -C

Material

- Aluminum handwheel

Specifications

- NPT inlet and outlet
- Working pressure: **300 PSI at 70°F (21°C)**

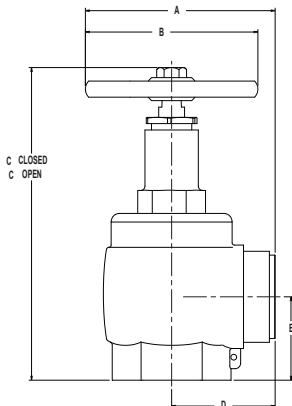
Approval

- New York City Board of Standards and Appeals, approval # MEA 54-07-E



Inlet Female NPT	Outlet Female NPT	Cast Yellow DZR Brass Part #
1-1/2"	1-1/2"	AVF150-I
2-1/2"	2-1/2"	AVF250-I

Dimensions



Size	A	B	C closed	C open	D	E	Wt. in Lbs.
1-1/2"	4.13"	3.75"	6.80"	7.78"	2.25"	1.81"	4.4
2-1/2"	5.69"	5.00"	9.00"	10.72"	3.19"	2.59"	9.5



Global Forged Angle Hose Valves

Application

- To be used with a fire hose rack assembly; or as a fire department outlet connection

Features

- Red steel handwheel
- Polished or chrome plated parts with other outlet threads are also available, consult Dixon® for information

Specification

- Maximum operating pressure: **300 PSI at 70°F (21°C)**

Approvals

- UL listed and FM approved

Female x Male

Inlet Female NPT	Outlet Male Thread	Forged Brass Part #
1-1/2"	1-1/2" NST (NH)	AV151
2-1/2"	2-1/2" NST (NH)	AV251
	2-1/2" NYC	AV251NYC
	2-1/2" NYFD	AV251NYFD



Female x Female

Inlet Female NPT	Outlet Female NPT	Forged Brass Part #
1-1/2"	1-1/2"	AVF151
2-1/2"	2-1/2"	AVF251



Replacement Parts

Description	Part #
handwheel for 1-1/2" valve	AV151-WR
handwheel for 2-1/2" valve	AV251-WR
handwheel nut for 1-1/2" and 2-1/2" valve	AV251-N
valve seal rubber for 1-1/2" valve	AV151-RBR
valve seal rubber for 2-1/2" valve	AV251-RBR



handwheel nut



valve seal





Domestic Non-Rising Stem Wedge Disc Gate Valves

Features

- Cap and chain included
- Solid wedge disc with tapered seats
- Other configurations are available, contact Dixon® for additional information

Materials

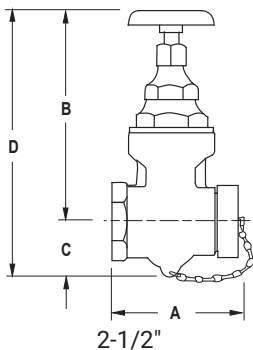
- Red iron handwheel, with brass cap and chain

Specification

- Working pressure: **300 PSI at 70°F (21°C)**

Approvals

- 2-1/2" UL, FM, and ULC



Inlet Female NPT	Outlet Male Thread	Cast Brass Part #
1-1/2"	1-1/2" NST (NH)	WDGV150F ^{1*}
2-1/2"	2-1/2" NST (NH)	WDGV250F
	2-1/2" NYFD	WDGV250NYFD
	2-1/2" NYC	WDGV250NYC
3"	2-1/2" NST (NH)	WDGV3025F-D*
		WDGV3025F-LB*

¹ Green handwheel
 * FM, UL, and ULC not approved

Dimensions

Size	A	B	C	D
1-1/2"	3-49/64"	5-5/8"	1-1/8"	6-6/8"
2-1/2"	6"	10-3/4"	2-1/2"	13-1/4"
3" x 2.5"	6-1/2"	9-1/2"	2-1/2"	12"



Global Non-Rising Stem Wedge Disc Gate Valves

Features

- Available finishes:
 - cast (standard)
 - polished trim - P
 - cast chrome - RC
 - polished chrome trim - C
- Custom male thread available
- Non-rising stem

Materials

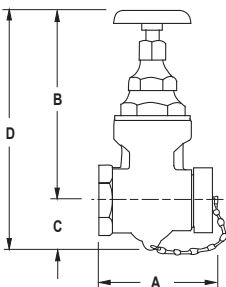
- Cast brass with solid wedge disc and tapered seats
- Red iron wheel handle with cap and chain (cap not supplied on non-standard threads)
- Alloy = DZR brass
- Furnished with 2-1/2" NST brass cap and chain

Specification

- Working pressure: **300 PSI (2069 kPa)**

Approvals

- UL listed and FM approved



Inlet Female NPT	Outlet Male NST	UL Listed	Cast DZR Brass Part #
2-1/2"	2-1/2"	yes	GWDGV250F

Dimensions

Size	A	B	C	D
2-1/2"	5"	7-3/4"	2-1/2"	10"

Non-Rising Stem Wedge Disc Gate Valves



Application

- For use on standpipes, fire pumps, and hydrants

Features

- Satin finish
- Red handwheel
- Solid wedge disc with tapered seats
- Straightway pattern

Specification

- Working pressure: **300 PSI** at **70°F (21°C)**

Approvals

- UL listed and FM approved



Inlet Female NPT	Outlet Male NST (NH)	Forged Brass Part #
2-1/2"	2-1/2"	WDGV251F
3"		WDGV3025F

Rising Stem Wedge Disc Gate Valves

Features

- Solid wedge disc with tapered seats
- Not recommended for wet standpipe systems, use AV250 (18-157) for this purpose, see page 104
- Other configurations are available, contact Dixon® for additional information



Materials

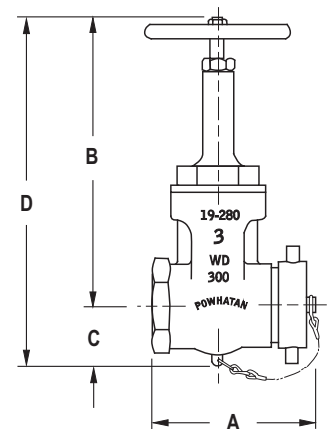
- Red iron handwheel, with brass cap and chain



Inlet Female NPT	Outlet Male	Working Pressure PSI	UL Listed	Cast Brass Part #
2-1/2"	2-1/2" NST (NH)	200	no	RWDGV250F
3"		300	yes	RWDGV3025F

Dimensions

Size	A	B closed	C	D closed	D open
2-1/2"	6-1/2"	11	2-1/2"	13-1/2"	16-1/4"
3" x 2-1/2"	6-3/16"				





Single Hydrant Gate Valves with Hand Wheel

Applications

- Used to throttle the flow from a fire hydrant preventing damage to the hydrant
- For use on standpipes and fire pumps where UL listing is required

Features

- O-ring seal
- Other configurations are available, contact Dixon® for additional information

Specification

- Maximum operating pressure: **175 PSI** (water only) at **70°F (21°C)**

Approval

- UL listed



Inlet Female	Outlet Male	Cast Red Brass Part #
2-1/2" NST (NH)	2-1/2" NST (NH)	UHGV250F
		UHGV250F-D

Replacement Part

Description	Part #
handwheel	UHGV250-W

Single Hydrant Gate Valves with Speed Handle

Applications

- Used to throttle the flow from a fire hydrant preventing damage to the hydrant
- For use on hydrants, standpipes, and fire pumps

Feature

- Other configurations are available, contact Dixon for additional information

Materials

- Pin lug swivel, non-rising stem, aluminum speed handle
- Rubber seal

Specification

- Maximum operating pressure: **175 PSI** (water only) at **70°F (21°C)**



Inlet Female	Outlet Male	Cast Red Brass Part #
2-1/2" NST (NH)	2-1/2" NST (NH)	HGV250F
		HGV250F-D
	2-1/2" NPSH	HGV250

Replacement Part

Description	Aluminum Part #
speed handle	HGV250-H

H



Single Hydrant Gate Valves with Handwheel

Applications

- Protects fire hydrants from damage that can occur if they are used for throttling
- For use on hydrants, standpipes, and fire pumps

Specification

- Maximum operating pressure: 300 PSI (water only) at 70°F (21°C)

Approval

- UL listed

Materials

- Pin lug swivel, non-rising stem, red handwheel
- Metal to metal seal

Inlet Female	Outlet Male	Forged Brass Part #
2-1/2" NST (NH)	2-1/2" NST (NH)	HGVW250F

Replacement Part

Description	Part #
handwheel	HGVW250-W



Hydrant Gate Valves with Speed Handle

Application

- Protects fire hydrants from damage that can occur if they are used for throttling

Size

- Full 2-1/2" waterway

Specification

- Max working pressure: 250 PSI at 70°F (21°C)

Material

- Anodized throughout - minimum thickness 0.001"

Inlet Female Swivel	Outlet Male	Aluminum Alloy, 356-T6 Part #
2-1/2" NPSH	2-1/2" NPSH	AHGV250
2-1/2" NST (NH)	2-1/2" NST (NH)	AHGV250F

Replacement Parts

Description	Part #
handwheel and knob	HGV-HDWHL
knob only	HGV-KNOB



handwheel and knob

Global Hydrant Gate Valves with Speed Handle

Application

- Protects fire hydrants from damage that can occur if they are used for throttling

Materials

- Pin lug swivel, non-rising stem, aluminum speed handle
- Non-metallic seal

Specification

- Maximum operating pressure: 175 PSI (water only) at 70°F (21°C)

Inlet Female NST (NH)	Outlet Male NST (NH)	Aluminum Alloy Part #
2-1/2"	2-1/2"	AHGV250F-I

Replacement Part

Description	Aluminum Part #
speed handle	AHGV250F-H



Large Diameter (LDH) Gate Valves

Application

- Used on the suction intake and discharge sides of a pumper or on a hydrant

Size

- 4-1/2" minimum waterway

Features

- 30° elbow needs only eight easy turns to open and close
- Non-rising stem, with an air bleed off

Material

- Finish anodized throughout - minimum thickness 0.001"

Specification

- Maximum operating pressure: **280 PSI at 70°F (21°C)**, without relief valve



Storz x Storz

Inlet Storz	Outlet Storz	Length	Width	Height	Aluminum Alloy, 356-T6 Part #
4"	4"	9"	6-1/4"	19-1/2"	SGV440
	5"		7-3/4"		SGV450
5"	4"	9"	7-3/4"	19-1/2"	SGV540
	5"				SGV550

NOTE: All measurements include handles

Storz x Storz 30° with Air Bleeder



Inlet Storz	Outlet Storz	Length	Width	Height	Aluminum Alloy, 356-T6 Part #
4"	4"	9"	6-1/4"	20.0"	SGV30-440
	5"		7-3/4"		SGV30-450
5"	4"	9"	7-3/4"	20.0"	SGV30-540
	5"				SGV30-550

NOTE: All measurements include handles

Storz x Female Swivel



Inlet Storz	Outlet Female NST Swivel	Length	Width	Height	Aluminum Alloy, 356-T6 Part #
4"	4"	9"	6"	19-1/2"	FSGV440F
	4-1/2"		6-1/2"		FSGV445F
	5"		7"		FSGV450F
	6"		8"		FSGV460F
5"	4"	9"	6"	19-1/2"	FSGV540F
	4-1/2"		6-1/2"		FSGV545F
	5"		7"		FSGV550F
	6"		8"		FSGV560F

NOTE: All measurements include handles

Wharf Hydrants

Application

- Used to provide a fire department outlet connection

Features

- Pentagon nut at top of spindle discourages unauthorized use
- Hydrostatically tested

Specification

- Maximum operating pressure: **300 PSI** at 70°F (21°C)

Inlet Female NPT	Outlet Male NST (NH)	Height Open	Height Closed	Cast Brass Part #
3"	2-1/2"	16.38	14.25	WHYD3025F
4"	2-1/2"	16.38	14.25	WHYD4025F
	4-1/2"	18.13	15.63	WHYD4045F



Replacement Parts

Description	Part #
optional hand wheel	46-030-00025
pentagon hex nut	44-251-00006



hand wheel



pentagon hex nut

Forestry Grade 1/4 Turn Ball Type Wye Valves

Material

- Cast aluminum swivel inlet, anodized body, hard-coated threads

Specification

- 1" and 1-1/2" for use up to **600 PSI** (water/AFFF only); 2-1/2" for use up to **400 PSI** (water/AFFF only)

Approval

- Built to U.S. Forest Service specifications

Female Thread	(2) Male Threads	Cast Aluminum Part #
1" NPSH	1" NPSH	FWV10S10S
1-1/2" NPSH	1-1/2" NPSH	FWV15S15S
1-1/2" NST (NH)	1-1/2" NST (NH)	FWV15F15F
2-1/2" NST (NH)	1-1/2" NST (NH)	FWV25F15F
	2-1/2" NST (NH)	FWV25F25F



1" - 1-1/2"



2-1/2"



1/4 Turn Ball Wye Valve



Features

- Rocker lug swivel
- Operates easily under high pressure
- Handles are not field replaceable
- Seals on the ball are field adjustable and field replaceable

Specification

- Maximum operating pressure: **175 PSI** (water only) at 70°F (21°C)

Approval

- Meets NSN specifications # 4210-00-255-0234

Inlet Female	(2) Outlets Male	Cast Brass Part #
2-1/2" NST (NH)	1-1/2" NPSH	S7337S

Full Flow 1/4 Turn Ball Wye Valves

Application

- Recommended for charged pre-connected hose lines



Features

- Pin lug swivel
- Other configurations are available, contact Dixon® for additional information

Specification

- Maximum operating pressure: **175 PSI** (water only) at 70°F (21°C)

Inlet Female Swivel	(2) Outlets Male	Cast Brass Part #
1-1/2" NPSH	1-1/2" NPSH	S7100-15S
1-1/2" NST (NH)	1-1/2" NST (NH)	S7100-15
2-1/2" NST (NH)		S7100

Leader Line 1/4 Turn Ball Wye Valve

Feature

- Body painted red with chrome trim

Specification


- Maximum operating pressure: **400 PSI** (water only) at 70°F (21°C)



Inlet Female NST (NH)	(2) Outlets Male NST (NH)	Brass Part #
2-1/2"	1-1/2"	LLBV2515F

1/4 Turn Plug Wye Valves

Features

- Pin lug swivel
- Not recommended for charged pre-connected hose 

Specification

- Maximum operating pressure: **175 PSI** (water only) at 70°F (21°C)



Inlet Female NST (NH)	(2) Outlets Male	Cast Brass Part #
2-1/2"	1-1/2" NST (NH)	S6175
	1-1/2" NPSH	S6175S

H

2-Way Ball Valves

Inlet Female Swivel	(2) Outlet Male	Aluminum Part #
1-1/2" NST (NH)	1-1/2" NST (NH)	FMBV15F15F
1-1/2" NPSH	1-1/2" NPSH	FMBV15S15S
2-1/2" NST (NH)	1-1/2" NST (NH)	FMBV25F15F
	2-1/2" NST (NH)	FMBV25F25F
4" NST (NH)	2-1/2" NST (NH)	FMBV40F25F
4-1/2" NST (NH)	2-1/2" NST (NH)	FMBV45F25F



Plain Wyes with Pin Lugs

Features

- Divides one stream into two
- Other configurations are available, contact Dixon® for additional information

Inlet Female	(2) Outlets Male	Cast Brass Part #
1-1/2" NST (NH)	1-1/2" NST (NH)	PW15F15F
1-1/2" NPSH	1-1/2" NPSH	PW15S15S
2-1/2" NST (NH)	1-1/2" NST (NH)	PW25F15F
	2-1/2" NST (NH)	PW25F25F



Straight Globe Valves



Applications

- Used with a fire hose rack assembly, or as a fire department outlet connection
- Ideal for wet and combination systems

Material

- Aluminum handwheel

Specification

- Maximum operating pressure: **300 PSI at 70°F (21°C)**

Female x Male

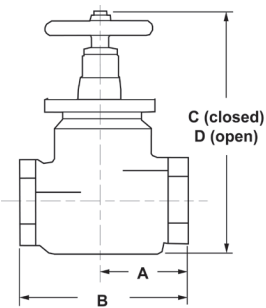
Inlet Female NPT	Outlet Male NST (NH)	Cast Brass Part #
1-1/2"	1-1/2"	SGV150F
2-1/2"	2-1/2"	SGV250F

Female x Female

Inlet Female NPT	Outlet Female NPT	Cast Brass Part #
1-1/2"	1-1/2"	SGVF150
2-1/2"	2-1/2"	SGVF250

Dimensions

Size	A	B	C closed	D open
1-1/2"	2-3/8"	4-3/4"	7-1/4"	8"
2-1/2"	3-9/32"	6-9/16"	7-3/8"	8-1/8"




Angled Ball Drip Valves

Feature

- Seals automatically under pressure

Specifications

- Installed horizontally, the ball seats at approximately **8-10 PSI**
- Working pressure: **175 PSI at 70°F (21°C)**



Male NPT	Male NPT	Brass Part #
1/2"	1/2"	ASBDV50
3/4"	3/4"	ASBDV75

Straight Ball Drip Valves

Application

- Designed to drain the low point of a system

Features

- Place valve between a fire department connection and a swing check valve
- Seals automatically under pressure
- Install horizontally

Specification


- Working pressure: **175 PSI at 70°F (21°C)**



Male NPT	Male NPT	Brass Part #
1/2"	1/2"	SBDV50
3/4"	3/4"	SBDV75

Factory Set Pressure Reducing Brass Angle Valves

Features

- True combination shut-off and pressure reducing valves
- Female x female valves have an open / closed indicator bonnet for confirmation of status
- Tamper resistant and automatic
- Available with a tamper proof switch
- All debris must be flushed from the system prior to being placed into service 
- Complete switch, bracket, and housing available for field mounting; consult Dixon® for price and availability
- Other configurations are available, contact Dixon for additional information

Specification

- 1-1/2" reduces inlet pressure of **300 PSI (2069 kPa)** or less to working pressures of **10 through 175 PSI (69-1207 kPa)**; 2-1/2" reduces inlet pressures of **400 PSI (2758 kPa)** or less to working pressures of **20 - 175 PSI (138-1207 kPa)** under discharge or static conditions

Approvals

- UL listed for Automatic Sprinkler Systems as floor or zone control valves
- Standpipe Systems, Class I, II and III
- Automatic Check Valve for Dual Riser Systems
- Approved by New York City Board of Standards and Appeals, approval # MEA 54-07-E
- Approved by City of Los Angeles and the City of San Francisco (ULC 2-1/2")

Female x Male

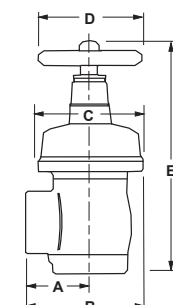
Inlet Female NPT	Outlet Male NST (NH)	Cast Brass Part #
1-1/2"	1-1/2"	NAPRAV150F-15
		NAPRAV150F-20
		NAPRAV150F-25
		NAPRAV150F-30
		NAPRAV150F-35
2-1/2"	2-1/2"	NAPRAV250F-55
		NAPRAV250F-60
		NAPRAV250F-65
		NAPRAV250F-70
		NAPRAV250F-75
		NAPRAV250F-80

Female x Female

Inlet Female NPT	Outlet Female NPT	Cast Brass Part #
1-1/2"	1-1/2"	NAPRAVF150-15
		NAPRAVF150-20
		NAPRAVF150-25
		NAPRAVF150-30
		NAPRAVF150-50
2-1/2"	2-1/2"	NAPRAVF250-55
		NAPRAVF250-60
		NAPRAVF250-65
		NAPRAVF250-70
		NAPRAVF250-75
		NAPRAVF250-80

Dimensions

Size	A	B	C	D	E closed	E open
1-1/2"	2-7/32"	4-5/32"	3-7/8"	3-3/4"	9-25/64"	8-53/64"
2-1/2"	3-7/32"	6-3/32"	5-3/4"	5-3/4"	11-3/8"	10-13/16"





Factory Set Pressure Reducing Brass Standard Globe Valve

Approval
 • UL listed



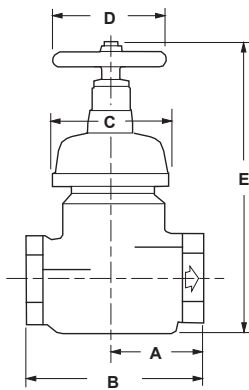
Female x Female

Inlet Female NPT	Outlet Female NPT	Cast Brass Part #
2-1/2"	2-1/2"	NAPRVF250-55
		NAPRVF250-60
		NAPRVF250-65
		NAPRVF250-70
		NAPRVF250-75
		NAPRVF250-80



Grooved x Grooved


Inlet Grooved	Outlet Grooved	Cast Brass Part #
2-1/2"	2-1/2"	NAPRVGT250-55
		NAPRVGT250-60
		NAPRVGT250-65
		NAPRVGT250-70
		NAPRVGT250-75



Dimensions

Size	Style	A	B	C	D	E closed	E open
2-1/2"	NPT grooved	3-7/8"	7-3/4"	5-3/4"	5-3/4"	12-3/4"	12-13/16"
		4-3/8"	8-3/4"				

Accessories



Description	Part #
2-1/2" tamper switch bracket kit (bonnet, nut, switch, bracket)	4201901587
switch bracket only	18-458-00017
replacement handles for 1-1/2" valves	AV150-W
replacement handles for 2-1/2" valves	46-030-00025





Factory Set Pressure Reducing (regulating) Valves

Feature

- (4) drilled and tapped bosses:
 - two on each side for upstream and downstream pressure monitoring
 - saves installation time and provides a cleaner appearance
- Tamper switch available

Specification

- 2-1/2" size reduces inlet pressures of **400 PSI (2758 kPa)** or less to desired working pressures from **20 - 175 PSI (138-1207 kPa)** under discharge or static conditions

Approval

- UL listed

Angle Grooved x Grooved

Inlet Grooved	Outlet Grooved	Cast Brass Part #
2-1/2"	2-1/2"	NAPRAVGT250-55
		NAPRAVGT250-60
		NAPRAVGT250-65
		NAPRAVGT250-70
		NAPRAVGT250-75
		NAPRAVGT250-80
		NAPRAVGT250-85

Angle Grooved x Female

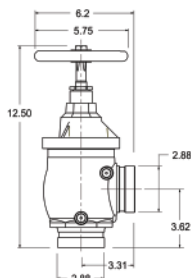
Inlet Grooved	Outlet Female NPT	Cast Brass Part #
2-1/2"	2-1/2"	NAPRAVGFT250-55
		NAPRAVGFT250-60
		NAPRAVGFT250-65
		NAPRAVGFT250-70
		NAPRAVGFT250-75
		NAPRAVGFT250-80
		NAPRAVGFT250-85

Globe Female x Female

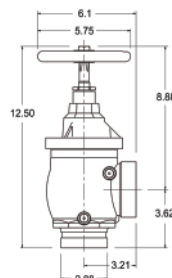
Inlet Female NPT	Outlet Female NPT	Cast Brass Part #
2-1/2"	2-1/2"	NAPRVFT250-55
		NAPRVFT250-60
		NAPRVFT250-65
		NAPRVFT250-70
		NAPRVFT250-75
		NAPRVFT250-80
		NAPRVFT250-85

Globe Grooved x Grooved

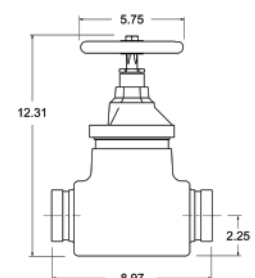
Inlet Grooved	Outlet Grooved	Cast Brass Part #
2-1/2"	2-1/2"	NAPRVGT250-55
		NAPRVGT250-60
		NAPRVGT250-65
		NAPRVGT250-70
		NAPRVGT250-75
		NAPRVGT250-80
		NAPRVGT250-85



grooved x grooved angle valve



grooved x female angle valve



grooved x grooved globe valve

Dimensions





Field Adjustable Pressure Reducing Valves



uses 3/8" rod:
<30 ft. lbs. required to
adjust



Features

- 3/8" adjusting rod included
- Allows flexibility during installation with the ability to adjust settings once installed as hydraulic conditions change

Specifications

- Used in applications where the inlet pressure is greater than **175 PSI**
- 1/4" NPT gauge ports - both sides, drilled and tapped standard

Approval

- UL listed

Angle Valves

Inlet	Outlet	Cast Brass Part #
2-1/2" FNPT	2-1/2" MNST	FAPRAV250F
	2-1/2" FNPT	FAPRAVF250
2-1/2" groove	2-1/2" MNST	FAPRAVG250F
	2-1/2" groove	FAPRAVG250G

Straight Valves

Inlet	Outlet	Cast Brass Part #
2-1/2" groove	2-1/2" groove	FAPRVG250
2-1/2" FNPT	2-1/2" FNPT	FAPRVF250

Replacement Parts

Description	Cast Iron Part #
handwheel	46-030-00025

Setting Instructions

1. Determine desired outlet pressure for known inlet pressure.
2. Remove the tamper-resistant screw and slide the plastic cover up to access the adjusting nut.
3. Use a 3/8" diameter rod in any one of the six holes in the adjusting nut and rotate counter clockwise to increase the pressure at the outlet.
4. Check valve under pressure under static and under the anticipated flowing conditions to ascertain that the setting produces the expected results.

Adjustable Pressure Restricting Devices

Application

- For installation on Class I or Class III standpipe system hose outlets

Specification

- Working pressure: **175 PSI at 70°F (21°C)**

Feature

- Device restricts pressure in the piping system to such a degree that hose lines can be handled by persons untrained in the handling of heavy fire streams

Approvals

- New York City Board of Standards and Appeals, approval # MEA 54-07-E
- 2-1/2" UL listed, ULC approved

Female Thread	Male Thread	UL Listed	Cast Brass Part #
1-1/2" NST (NH)	1-1/2" NST (NH)	no	APRD150F
2-1/2" NST (NH)	2-1/2" NST (NH)	yes	APRD250F





Domestic Adjustable Pressure Restricting Angle Valves

Application

- Used where flowing water pressure needs to be controlled

Features

- Restricting valve has no effect on the static pressure of a system
- Can be manually bypassed if required by opening the valve fully, this is accomplished by breaking the breakable link, which allows the valve stem to rise to the full open position
- Breakable link also serves as an indication of valve condition and status; if valve is opened without breaking the link it will resume its previous position and no resetting is necessary
- Restricts only under flow conditions
- Setting charts are packed with valve
- Aluminum handwheel
- Other configurations are available, contact Dixon® for additional information

Specifications

- Maximum operating pressure: up to **175 PSI**
- Preset orifices restrict the volume of water thereby lowering the pressure of the flowing water; NFPA requires restricting valves where inlet pressure exceeds **100 PSI**
- Restricts inlet pressure from **70 PSI** up to a maximum of **175 PSI**
- Restricts down to outlet pressures of **65, 80, or 100 PSI**, outlet pressures may be set below **65 PSI** when authorized by the local authority having jurisdiction

Approvals

- UL listed
- New York City Board of Standards and Appeals, approval # MEA 54-07-E

Female x Male

Inlet Female NPT	Outlet Male NST (NH)	Cast Brass Part #
1-1/2"	1-1/2"	AVAPR150F
2-1/2"	2-1/2"	AVAPR250F

Female x Female

Inlet Female NPT	Outlet Female NPT	Cast Brass Part #
1-1/2"	1-1/2"	AVAPRF150
2-1/2"	2-1/2"	AVAPRF250



Global Adjustable Pressure Restricting Angle Valves



Application

- Used when flowing water pressure needs to be controlled

Features

- Restricting valve has no effect on the static pressure of a system
- Restricting device can be manually bypassed if required by opening the valve fully: pull the pin allowing the yoke to fall back from the valve stem, which allows valve to be fully opened. When valve needs to be restricted again, slide the yoke back into place to be NFPA compliant

Specification

- Preset orifices restrict the volume of water, thereby lowering the pressure of the flowing water; NFPA requires restricting valves where inlet pressure exceeds **100 PSI**

Approval

- UL listed

Female x Male

Inlet Female NPT	Outlet Male NST (NH)	Cast Brass Part #
1-1/2"	1-1/2"	AVAPR150F-I
2-1/2"	2-1/2"	AVAPR250F-I


Female x Female

Inlet Female NPT	Outlet Female NPT	Cast Brass Part #
1-1/2"	1-1/2"	AVAPRF150-I
2-1/2"	2-1/2"	AVAPRF250-I





Backflow Preventer



Features

- Provides maximum protection against backflow caused by back-pressure or back-siphonage from a cross-connection wherein a contaminant hazard exists
- Consists of two spring-loaded poppet type check valves and a mechanically independent, hydraulically dependent pressure differential relief valve
- Three top-mounted test cocks ensure easy access during repair and maintenance
- Create a fire hydrant backflow preventer by using the RSM5A25F20T (page 61) and the DMH2025F (page 63)

Specifications

- Working pressure: to **175 PSIG**
- Temperature range: **33°F to 180°F (.5°C to 82°C)**

Approvals

- Meets Foundation for Cross Connection Control and Hydraulic Research at University of Southern California Manual Section 10, ASSE 1015, AWWA C-510 and CSA B64.4 specifications
- UL listed and FM approved

NPT Thread	Brass Part #
2"	BFP200

Chicago Pattern Valves



Material

- Aluminum handwheel

Specification

- Maximum operating pressure: **175 PSI at 70°F (21°C)**

Inlet Male NPT	Outlet Male	Cast Brass Part #
1-1/2"	1-1/2" NST (NH)	CPV150F

Sprinkler Hose Valve



Material

- Aluminum wheel

Specification

- Working pressure: 175 PSI (water only) at 70°F (21°C)

Approvals

- UL listed and FM approved for automatic sprinkler and standpipe systems



Inlet Male NPT	Outlet Male NST (NH)	Cast Brass Part #
1"	1-1/2"	ASHV1015F

Push Pull Drain Valve

Size

- 2-1/2" handle length

Feature

- Direct mount



Inlet	Outlet	Brass Part #
3/4" FNPT	3/4" FNPT	PPDV75

Automatic Drain Vent Valve

Application

- Attaches to the hose end of a hose rack nipple keeping the hose free of moisture by draining water from a leaky valve; when the valve is opened for use a spring valve closes the drain and directs all water through the hose

Feature

- Other threads and finishes are available, consult Dixon® for more information



Female NST (NH)	Male NST (NH)	Working Pressure (PSI)	Cast Brass Part #
1-1/2"	1-1/2"	175	ADV150F



Piston Intake Relief Valves

Size

- 4-1/2" minimum waterway

Features

- Standard with a 30° elbow (permitting smoother water flow), adjustable relief valve, retractable knob on hand wheel, and air bleed off
- Permits safe controlled flow to the intake pump and can also be used to draft
- Nine easy turns open and close the valve

Material

- Finish anodized throughout - minimum thickness 0.001"

Specifications

- 280 PSI at 70°F (21°C), without relief valve
- Relief valve - double spring, cartridge type, adjustable from 50 to 200 PSI

Storz x Female Swivel



Storz	Female Swivel NST (NH)	Length	Width	Height	Aluminum Alloy, 356-T6 Part #
4"	4"	12"	8"	17"	FSGR440F
	4-1/2"				FSGR445F
	5"				FSGR450F
	6"				FSGR460F
5"	4"	12"	8"	17"	FSGR540F
	5"				FSGR550F
	6"				FSGR560F

Female Swivel x Male



Male NST (NH)	(2) Female Swivel NST (NH)	Length	Width	Height	Aluminum Alloy, 356-T6 Part #
4"	4"	12"	8"	17"	FMGR40F40F
	4-1/2"				FMGR40F45F
	5"				FMGR40F50F
	6"				FMGR40F60F
4-1/2"	4"	12"	8"	17"	FMGR45F40F
	4-1/2"				FMGR45F45F
	5"				FMGR45F50F
	6"				FMGR45F60F
5"	4"	12"	8"	17"	FMGR50F40F
	4-1/2"				FMGR50F45F
	5"				FMGR50F50F
	6"				FMGR50F60F
6"	6"	12"	8"	17"	FMGR60F60F


Replacement Parts



PV-HDWHL

Description	Part #
handwheel and knob	PV-HDWHL
knob only	PV-KNOB

Fire Specialty Products



Fire Hose Coupling Machines and Accessories



Low Level Strainer - Floating Strainer



Dry Hydrants



Barrel and Basket Strainers














Booster Hose Installation Kit



Suction Hoses

Partial Listing of Powder Coating Colors Available for Wrenches

Contact Dixon Fire at 877.712.6179 for more information.

					
Black	Dark Blue	Medium Blue	Gray	Red	Orange
					
Mustard	Yellow	Green	Aqua	Plum	Pink

Replacement Parts and Repair Kits

Description	Part #
retractable knob for piston valve handwheel	PV-KNOB
complete handwheel for piston valve	PV-HDWHL
knob for gate valve handwheel	GV-KNOB
complete handwheel for gate valve	GV-HDWHL
knob for 2-1/2" hydrant gate valve	HGV-KNOB
complete handwheel for hydrant gate valve	HGV-HDWHL
piston intake relief valve gasket repair kit (aluminum)	FSGR-RK
gate valve gasket repair kit	FSGV-RK
gate valve with PRV gasket repair kit	FSGVR-RK
hydrant booster valve gasket repair kit	FSHV-RK
2-way ball valve gasket repair kit	MSBV-RK
3-way ball valve gasket repair kit	MSBVR(3)-RK
large gated wye gasket repair kit	SJBV-RK
5-way manifold gasket repair kit	MSMG-RK
jumbo siamese gasket repair kit	SSVJ-RK
pressure relief valve gasket repair kit	PRV-RK

Dixon® Replacement Retainer Plugs (Set Screws)

Size Chart

Part #	Female Swivel Size								
	1-1/2"	2"	2-1/2"	3"	3-1/2"	4"	4-1/2"	5"	6"
RP-209335	X	X							
RP-209337			X	X	X				
RP-209339						X	X	X	X
RP-209342-PV						X	X	X	X

Threaded Mounting Plates (Brackets)

Size Chart

Size #	Male Threaded Mounting Plate Part #	Female Threaded Mounting Plate Part #
1-1/2" NST (NH)	TMPM15F	TMPF15F
1-1/2" NPSH	TMPM15S	TMPF15S
2-1/2" NST (NH)	TMPM25F	TMPF25__ ¹
2-1/2" CT	TMPM25__ ¹	TMPF25__ ¹
3" NST (NH)	TMPM30F	TMPF2530F
4" NST (NH)	TMPM40F	TMPF40F
4-1/2" NST (NH)	TMPM45F	TMPF45F
5" NST (NH)	TMPM50F	TMPF50F
6" NST (NH)	TMPM60F	TMPF60F

¹ Customer Thread (must specify) refer to legend on page 129

Replacement Washers for Hydrant Adapters and Fire Hose Nozzles

The "SW" swivel washer on page 66 replaces the gaskets in the following:

- Hydrant adapters: HA, RHA, AHA
- Cam & groove hydrant adapters
- Female by male hex nipples (FM-series)
- Brass fog nozzles (BFN-series)
- Bass electrical all-fog nozzles (BFNE-series)
- Heavy duty brass industrial fog nozzles (HFN-series)
- Higher pressure brass industrial fog nozzles (HPFN-series)
- Brass rack nozzles (BRN-series)
- UL Listed play pipes
- Tip for UL Listed play pipes
- Aluminum ball shut-off nozzles (ABSO-series)

Replacement Gaskets

Size	FNPT Threads ¹	FNST Threads	FNPSH Threads
1-1/2"	---	SW150	SW150
2"	---	---	SW200
2-1/2"	---	SW250	SW250
3"	---	SW300F	SW300F
4"	---	SW400F	SW400F
4-1/2"	---	SW450F	---
5"	---	SW500F	---
6"	---	SW600F	---

¹ FNPT Threads - No gasket/seal by threads

The "CFG" gaskets on page 39 replace the following:

- Constant Flow Thermoplastic Fog Nozzles (CFB)
- Blue Thermoplastic Refinery Fog Nozzles (RNB)

The "FNG" gaskets on page 38 replace the following:

- Thermoplastic Fog Nozzles (PFNB, FNB, FN, SL)
- Thermoplastic Fog Nozzles for Electrical Fires (FNBE)

Brass Plain Hose Nozzle Gaskets

Nozzle	Gasket
BN6	KRW5
BN7	KRW5
BN10	KRW10
BN12	KRW15
BN15	KRW20
BN20	SW200
BN25	KRW35
BN10F	SW100F
BN15F	SW150
BN25F	SW250
BN15NYFD	SW150
BN25NYFD	SW250

The gaskets for the following parts must be special ordered. Please contact customer service at 877.712.6179.

- U.S. Coast Guard approved water fog nozzles
- U.S. Coast Guard approved fog nozzles
- Aluminum tip for ball shut-off nozzles
- Monitor nozzles
- Steel firepro nozzles
- Master stream nozzles



Identifying Threads



It is important to identify the threads required before ordering couplings.

Identifying threads can sometimes be the most difficult and frustrating part of coupling selection. However, without the right combination of threads, you may not provide a functional or safe connection.

The diameters, threads per inch (TvPI) and thread pitch, etc., are necessary to completely identify a thread. Ring, plug and GO/NOGO gauges are required to accurately gauge or identify threads. In the field, in the absence of these gauges, thread leaf gauges can be used to identify the "Threads Per Inch" (TPI) and the thread pitch. On threads you have determined to be straight threads, a caliper can be used to measure the "Outside Diameter of the Male" (ODM) or the "Inside Diameter of the Female" (IDF). A caliper can also be used to take measurements of tapered thread diameters. However, these are more difficult to define because of the taper. Fortunately, there are few tapered threads to deal with and these can usually be identified from the nominal ODM and the TPI.

However, identifying the thread may not fully identify what is needed in a mating fitting. The application is the primary limiting factor on the thread type used. Dixon® offers products with a wide variety of threads used with hose, pipe and hydraulics.

When attempting to choose a fitting, it is always advisable to first identify the thread to which it must connect. This may entail checking with a fitting or equipment manufacturer.

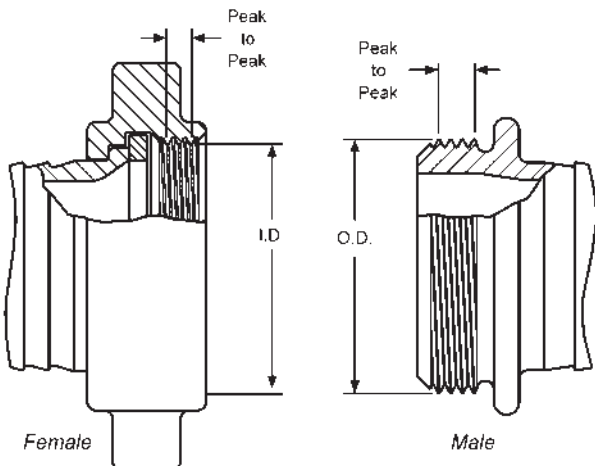
The fire hose thread specifications for some local municipal fire equipment and hydrants may vary according to local specifications. These can generally be most easily identified by contacting the local fire department responsible for the hydrant. The most common thread used on fire equipment is National Standard Thread (NST), also known as National Hose thread (NH).

When it is not possible to identify the thread:

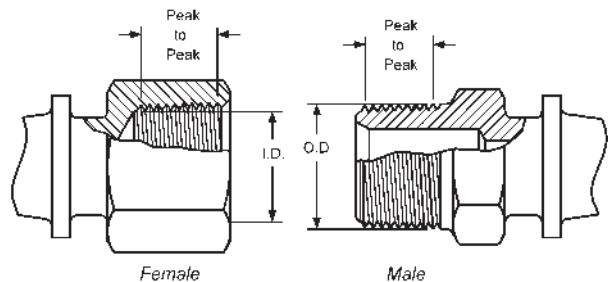
- 1) Determine the number of threads per inch by measuring the distance from peak of thread to peak of thread across the largest number of whole threads. Then divide the number of threads by the measurement (This will provide the TPI).
- 2) Check to see if the thread is straight or tapered.
 - a) Straight Threads
Measure the "Outside Diameter of the Male" (ODM) or the "Inside Diameter of the Female" (IDF), from peak of thread to peak of thread.
 - b) Tapered Threads
Measure the "Outside Diameter of the Male" (ODM) at the large end and the small end, or the "Inside Diameter of the Female" (IDF) at the large end and the small end, from peak of thread to peak of thread. Then measure the Outside Diameter (OD) of the unthreaded pipe.

Once the application and these two pieces of information have been determined, the thread can generally be determined. When in doubt, contact the manufacturer.

Straight Threads



Tapered Threads



Thread Information

Abbreviation	System Name	Compatibility	Seal Method
BSPP	British Standard Pipe Parallel	Male BSPP with Female BSPP Female BSPP with Male BSPP Female BSPP with Male BSPT _r	Washer Washer Washer
BSPT_r	British Standard Pipe Taper	Male BSPT _r with Female BSPT _r Male BSPT _r with Female BSPP Female BSPT _r with Male BSPT _r <i>Female BSPT_r not compatible with Male BSPP</i>	Thread Washer Thread
CHT	American Standard Fire Hose Thread (1" National Hose Thread is Chemical Hose Thread, also known as Booster Hose Thread)	1" Male NH (NST) with 1" Female NH (NST) 1" Female NH (NST) with 1" Male NH (NST) 1" Thread is used on both 3/4" hose and 1" hose. <i>Not compatible with other systems</i>	Washer Washer
GHT	Garden Hose Thread	Male GHT with Female GHT Female GHT with Male GHT Thread is same for all size hose <i>Not compatible with other systems</i>	Washer Washer
IPS	Iron Pipe Straight Thread	Generic Name for Straight Pipe Thread See NPSH for compatibility	Washer
IPT	Iron Pipe Thread	Generic Name for All Pipe Thread <i>More information required</i>	---
NH or NST	American Standard Fire Hose Coupling Thread (National Hose Thread also known as National Standard Thread)	Male NH (NST) with Female NH (NST) Female NH (NST) with Male NH (NST) <i>Not compatible with other systems</i> Thread pitch and diameters of fire threads may vary according to local and municipal regulations.	Washer Washer
NPT	American Standard Taper Pipe Thread (National Pipe Tapered)	Male NPT with Female NPT Male NPT with Female NPTF Male NPT with Female NPSM Male NPT with Female NPSH Female NPT with Male NPT Female NPT with Male NPTF Female NPT not compatible with Male NPSM or Male NPSH	Thread Thread Washer Washer Thread Thread
NPTF	American Standard Taper Pipe Fuel Dryseal Thread (National Pipe Tapered Fine)	Male NPTF with Female NPTF Male NPTF with Female NPT Male NPTF with Female NPSM Male NPTF with Female NPSH Female NPTF with Male NPTF Female NPTF with Male NPT Female NPTF with Male NPSM or NPSH <i>Note: NPTF with NPTF threads do not require sealant for the initial use. After that, sealant is required.</i>	Thread Thread Washer Washer Thread Thread Not Compatible
NPSH	American Standard Straight Pipe for Hose Couplings (National Pipe Straight Hose)	Male NPSH with Female NPSH Female NPSH with Male NPSH Female NPSH with Male NPT Female NPSH with Male NPTF Female NPSH with Male NPSM	Washer Washer Washer Washer Washer
NPSM	American Standard Straight Mechanical Joints (National Pipe Straight Mechanical)	Male NPSM with Female NPSM Male NPSM with Female NPSH Female NPSM with Male NPSM Female NPSM with Male NPT Female NPSM with Male NPTF	Seal can be either mechanical or washer. Mating fittings must be of same type.
SIPT	Straight Iron Pipe Thread	Generic name for Straight Pipe Thread	Washer
TIPT	Tapered Iron Pipe Thread	Generic name for Tapered Pipe Thread	Thread



Thread Dimensions

Nominal Dimensions of Standard Threads

ODM - Outside Diameter of the Male

IDF - Inside Diameter of the Female

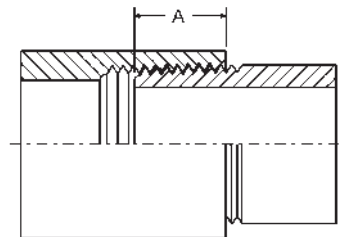
TPI - Threads Per Inch

Size	Pipe OD	Tapered Threads		Straight Threads											
		NPT	BSPT _r	NPSH			NPSM			NST (NH)			BSPP		
		TPI	TPI	TPI	ODM (max)	IDF (min)	TPI	ODM (max)	IDF (min)	TPI	ODM (max)	IDF (min)	TPI	ODM (max)	IDF (min)
1/8"	.405	27	28	---	---	---	27	0.397	0.358	---	---	---	---	0.383	0.337
1/4"	.540	18	19	---	---	---	18	0.526	0.468	---	---	---	---	0.516	0.450
3/8"	.675	18	19	---	---	---	18	0.662	0.603	---	---	---	---	0.656	0.588
1/2"	.840	14	14	14	0.8248	0.7395	14	0.823	0.747	---	---	---	---	0.825	0.733
3/4"	1.050	14	14	14	1.0353	0.9500	14	1.034	0.958	8	1.375	1.2246	---	1.041	0.950
1"	1.315	11.5	11	11.5	1.2951	1.1921	11.5	1.293	1.201	8	1.375	1.2246	11	1.309	1.193
1-1/4"	1.660	11.5	11	11.5	1.6399	1.5369	11.5	1.638	1.546	---	---	---	11	1.650	1.534
1-1/2"	1.900	11.5	11	11.5	1.8788	1.7758	11.5	1.877	1.785	9	1.990	1.8577	---	1.882	1.766
2"	2.375	11.5	11	11.5	2.3528	2.2498	11.5	2.351	2.259	---	---	---	11	2.347	2.231
2-1/2"	2.875	8	11	8	2.8434	2.6930	8	2.841	2.708	7.5	3.068	2.9104	11	2.960	2.844
3"	3.500	8	11	---	---	---	8	3.467	3.334	6	3.623	3.5306	11	3.460	3.344
4"	4.500	8	11	---	---	---	8	4.466	4.333	4	5.010	4.7111	---	4.450	4.334
4-1/2"	---	---	---	---	---	---	---	---	---	4	5.760	5.4611	11	---	---
5"	5.563	8	11	---	---	---	8	5.528	5.395	4	6.260	5.9602	11	5.450	5.359
6"	6.625	8	11	---	---	---	8	6.585	6.452	4	7.025	6.7252	---	6.450	6.359
8"	8.625	8	---	---	---	---	---	---	---	---	---	---	---	---	---
10"	10.750	8	---	---	---	---	---	---	---	---	---	---	---	---	---
12"	12.750	8	---	---	---	---	---	---	---	---	---	---	---	---	---

NOTE: GHT (3/4") – 1.0625 ODM, 11-1/2 TPI
 Female NPT (Tapered Pipe) thread is not available on hose swivel nuts.

Normal Engagement Length of NPT Thread

Thread Size	Dimension A
1/8"	1/4"
1/4"	3/8"
3/8"	3/8"
1/2"	1/2"
3/4"	9/16"
1"	11/16"
1-1/4"	11/16"
1-1/2"	11/16"
2"	3/4"
2-1/2"	15/16"
3"	1"
4"	1-1/8"
5"	1-1/4"
6"	1-5/16"
8"	1-7/16"
10"	1-5/8"
12"	1-3/4"



NOTE: Dimensions given do not allow for variations in tapping or threading.

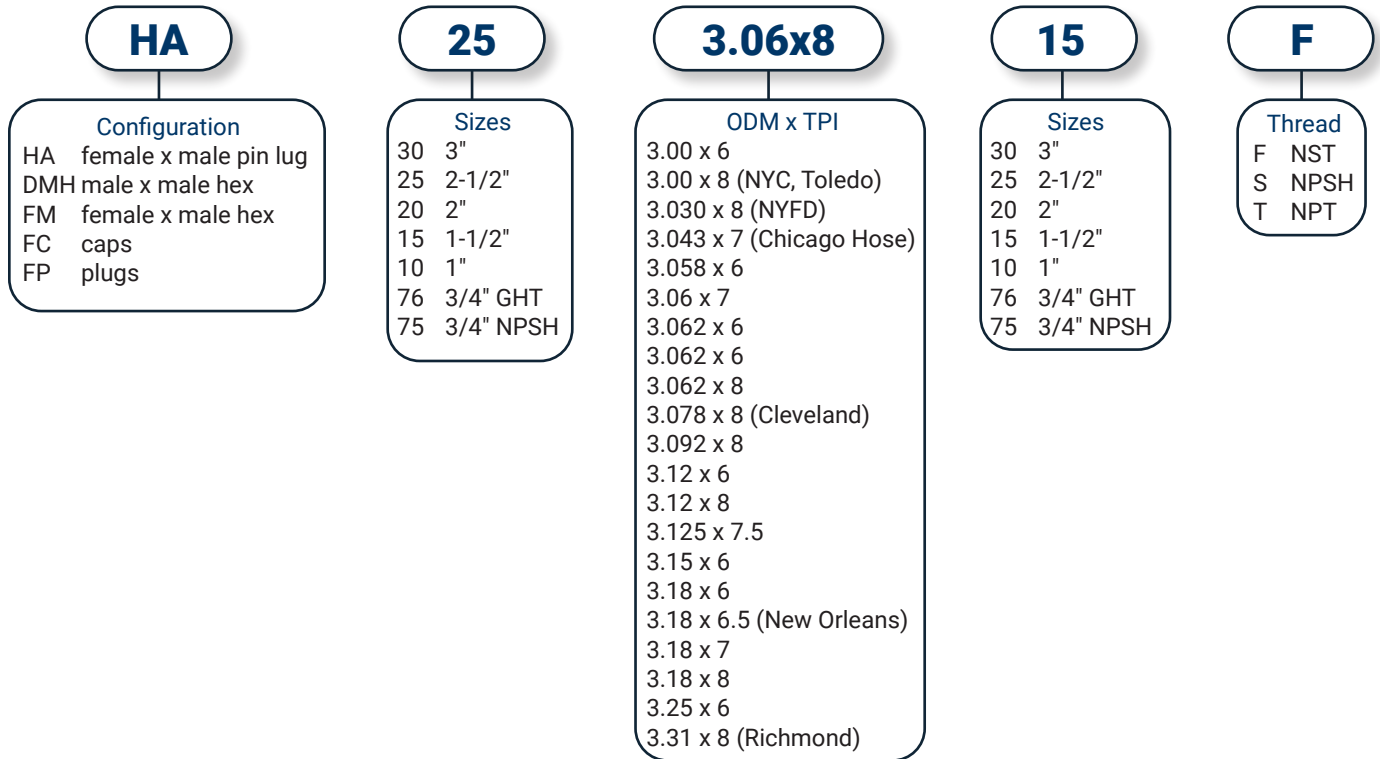
Customer Thread Program

Many regions across North America have their own 'fire hose' thread, making procurement a difficult and time-consuming process. Dixon® can provide any special city thread configuration in brass within **one week**. Call for pricing and availability.

Frequently Asked Questions

Q - How do I order my customer's thread part?

A - Here is a sample part number with descriptions to help explain our numbering system: HA253.06x815F.



Q - Do I have to order a minimum quantity?

A - We will take orders of a single piece to thousands of pieces. The set-up fee will be amortized over the quantity.

Q - In what materials are customer thread adapters available?

A - We specialize in manufacturing brass adapters; however, the aluminum configurations will have various lead times.

Q - How can you supply brass customer thread adapters in one week's time?

A - We have tooling specifically designated for various threads, and we have castings standing by for machining, gauges for testing and hydro-static test facilities for testing. We are ready to delight the customer with the fastest lead time in the business on many popular configurations we build to stock.

Q - Do you have other products with customer threads?

A - Yes. We offer many products with region-specific threads, and many are shown in the catalog. If you don't see what you need, please let us know and we can possibly manufacture it.

Q - Can Dixon make custom threads?

A - Yes, if you are able to supply the maximum outside diameter measurement and the threads per inch, we will gladly make the products for you.



Thread Chart

National Standard			Straight Iron Pipe		New York Corporation		Pacific Coast		New York Fire Dept.		Chemical Hose CHT ¹ NH		Underwriter's Play Pipe		Garden Hose		Chicago Fire Dept.		Chicago Hose	
NH ¹			NPSH		NYCT		PCT		NYFD		CHT ¹ NH		PPS		GHT ¹		(NEW) ¹			
Size	ODM	TPI	ODM	TPI	ODM	TPI	ODM	TPI	ODM	TPI	ODM	TPI	ODM	TPI	ODM	TPI	ODM	TPI	ODM	TPI
3/4"	1.375	8	1.0353 ¹	14	--	--	1.0625	11	--	--	1.375	8	--	--	1.0625	11-1/2	--	--	1.081	11-1/2
1"	1.375	8	1.2951 ¹	11-1/2	--	--	1.3125	11-1/2	1.660	8	1.370	8	--	--	1.0625	11-1/2	--	--	1.2951	11-1/2
1-1/4"	1.6718	9	1.6399 ¹	11-1/2	--	--	1.860	11	--	--	--	--	--	--	--	--	--	--	1.705	11-1/2
1-1/2"	1.990	9	1.8788 ¹	11-1/2	2.093	11	2.100	11	2.100	8	--	--	2.1875	12	--	--	1.933	11-1/2	1.946	11-1/2
2"	2.5156	8	2.3528 ¹	11-1/2	2.547	11	2.550	10	--	--	--	--	--	--	--	--	--	--	2.522	8
2-1/2"	3.0686	7-1/2	2.841 ¹	8	3.000	8	3.035	7½	3.030	8	--	--	--	--	--	--	2.990	7-1/2	3.043	7
3"	3.6239	6	3.470	8	--	--	--	--	3.630	8	--	--	--	--	--	--	--	--	--	--
3-1/2"	4.2439	6	3.970	8	--	--	--	--	4.070	8	--	--	--	--	--	--	--	--	--	--
4"	5.0109	4	4.470	8	--	--	5.000	4	4.610	8	--	--	--	--	--	--	--	--	--	--
4-1/2"	5.7609	4	4.970	8	--	--	--	--	5.800	4	--	--	--	--	--	--	--	--	--	--
5"	6.260	4	5.530	8	--	--	--	--	--	--	--	--	--	--	--	--	--	--	--	--
6"	7.025	4	6.590	8	--	--	--	--	--	--	--	--	--	--	--	--	--	--	--	--

¹ National Form Thread. Abbreviation for tapered iron pipe thread is TIPT or NPT (National Pipe Tapered).
ODM = Outside Diameter of Male

Fire Threads

Within North America there are many regional fire threads, the most popular being the "NST" (or "NH") thread, which is the predominant USA fire thread. The NST thread is sometimes used in Canada, especially in sizes 3" and larger.

Within Canada, the most common threads used for fire applications are:

- 1", 1-1/2" and 2" sizes use NPS (National Pipe Straight) thread
- 2-1/2" each region uses different threads; please see the table below
- 3" and larger - NST threads are often used

Before ordering, please confirm the type of thread required. Thread requirements vary by region.

Thread Legend

Initials	Common Name	Dixon® Suffix	Region Normally Used	2-1/2" ODM ²	2-1/2" TPI ³
AMA & BCT	Alberta Mutual Aid/ British Columbia Thread	B¹	British Columbia & Alberta	3.000	8
CSA	Canadian Standard Association	C	Ontario	3.125	5
NS1	Nova Scotia	NS	Nova Scotia	3.230	5
QST & QMT	Quebec Standard Thread	Q	Quebec	3.031	7
WCT	Western Canada Thread	W	Saskatchewan & Manitoba	3.250	6
GHT	Garden Hose Thread	G	North America		
NPS	National Pipe Straight	S			
NPT	National Pipe Tapered	T			
NST (NH)	National Standard Thread	F			
NYC	New York Corporation	NYC	Newark, NJ		
NYFD	New York Fire Department	NYFD	New York Fire Department		

¹ B Threads are designed to connect with both BCT and AMA fittings.

² Outside diameter of male

³ Threads per inch

NOTE: Listed are the more popular thread types. Other threads types are available; please contact Dixon for more information.

Expansion Ring and Gasket Guide

Coupling Part #	Swivel Washer Part #	Tail Washer Part #	Expansion Ring Part #
D15193 and D15193F	SW150	DTW150	ER15125
D15206F	SW150	G12014	ER15125
D16187 and D16187F	SW150	DTW150	ER15125
D16193 and D16193F	SW150	DTW150	ER15125
D16206 and D16206F	SW150	G12014	ER15125
D253 and D253F	SW250	DTW250	ER27150
D26287F	SW250	DTW250	ER27150
D263 and D263F	SW250	DTW250	ER27150
MD16181T	n/a	STW150	ER15125
MD20231T	n/a	special	special
MD26287T	n/a	DTW250	ER27150
MS16168T	n/a	STW150	ER15125
MS16175T	n/a	STW150	ER15125
MS20225T	n/a	special	special
MS26268T	n/a	STW250	ER27150
RD15193 and RD15193F	SW150	DTW150	ER15125
RD15206 and RD15206F	SW150	G12014	ER15125
RD253 and RD253F	SW250	DTW250	ER27150
RH15168 and RH15168F	SW150	RTW150	ER15125
RH16168F and RH16168F	SW150	RTW150	ER15125
RS15175 and RS15175F	SW150	STW150	ER15125
RS15181 and RS15181F	SW150	STW150	ER1510
RS25281 and RS25281F	SW250	STW250	ER27125
RS25287	SW250	STW250	ER27150
S15175 and S15175F	SW150	RTW150	ER15125
S15181 and S15181F	SW150	RTW150	ER1510
S16168 and S16168F	SW150	STW150	ER15125
S16175 and S16175F	SW150	STW150	ER15125
S16181 and S16181F	SW150	STW150	ER15125
S25281 and S25281F	SW250	STW250	ER27125
S25287 and S25287F	SW250	STW250	ER27150
S26268 and S26268F	SW250	STW250	ER27150
S26275 and S26275F	SW250	STW250	ER27150
S26281 and S26281F	SW250	STW250	ER27150

Fog Nozzle Flow Rate Chart

Part #	Inlet Pressure		Straight Stream		30°		60°		90°	
	PSI	kPa	GPM	LPM	GPM	LPM	GPM	LPM	GPM	LPM
BFN100	50	(345)	18	(68)	21	(79)	24	(91)	27	(102)
	75	(517)	22	(83)	25	(95)	28	(106)	32	(121)
	100	(690)	24	(91)	28	(106)	32	(121)	36	(136)
BFN250	50	(345)	90	(341)	120	(454)	130	(492)	145	(549)
	75	(517)	100	(379)	140	(530)	150	(568)	180	(681)
	100	(690)	110	(416)	165	(625)	180	(681)	205	(776)
HFN100	100	(690)	25	(95)	---	---	---	---	---	---
HFN150	100	(690)	---	---	---	---	---	---	86	(326)
HPFN150	275	(1040)	---	---	---	---	---	---	130	(492)



Storz Measurement Guide



Storz Description	Inside Distance Between Lugs
1" or 25mm	1-7/32" or 31mm
1-1/2" or 38 mm	2-1/16" or 52mm
2" or 50mm	2-5/8" or 66mm
2-1/2" or 65mm	3-3/16" or 81mm
3" or 75mm	3-1/2" or 89mm
4" or 100mm	4-1/2" or 115mm
5" or 125mm	5-13/16" or 148mm
6" or 150mm	3 lugs or 160mm

NOTE: Heads are marked with inch and metric Storz size.
 If heads are unmarked, measure lug spacing and compare.

Powhatan Cross Reference

Powhatan Product Family	Dixon® Part #	Catalog Page #	Rated Maximum Working Pressure (PSI)
01-128	BNT / UPPT	34, 35	100
02-200	BFN	33	100
02-250	HFN	32, 33	100
02-425	HPFN	32, 33	300
02-463	BFNE	31	100
02-464	BFN	32	100
02-465	BRN	33	100
03-102	UPP	35	100
03-107	BN	34	100
06-175	S6175	114	175
07-100	S7100	114	175
07-337	S7337	114	175
09-114	DMP/DMR	65	175
09-115	DFP/DFR	49	175
09-130	HA/RHA	52 - 54, 66	175
09-140	HA/RHA	52 - 54, 66	175
09-215	SM/RSM	60	175
09-356	HA/RHA	52 - 54, 66	175
14-136	PRN	28	175
14-146	DMH	63 - 65	175
14-155	FM	55, 56, 57	175
14-156	FFH	63	175
15-216	FM	55, 56, 57	175
17-126	FC/RFC	68	n/a
17-127	FP/RFP	73	n/a
18-153	AVAPR	121	175
18-154	AVAPRF	121	175
18-157	AV	104, 106	300
18-158	AV	104, 106	300
18-180	CPV	122	175
18-217	SGV/SGVF	112, 116	300
18-251	WHYD	113	300
18-252	ASHV	123	175
18-255	APRD	120	175
18-457	NAPRAV	117 - 119	175
18-458	NAPRAVF	117 - 119	175
18-459	NAPRVF/NAPRVG	117 - 119	175
19-280	RWDGV	109	200
19-281	WDGV	108	300
21-132	DCS	91	175
21-133	90DCS	91	175
21-201	SCS	90	250
21-202	90SCS	90	250
21-205	TCS	92	175
21-206	90TCS	92	175
23-181	ASBDV	116	n/a
23-196	SIC	99	n/a
23-197	RIC	99	n/a
23-270	SF/RSF	48	175
23-272	MOC	56	n/a
23-283	MOCA	99	n/a
23-387	CDMHCB	95	n/a
23-388	90CDMHCB	95	n/a
23-391, 23-393	REV90	94	n/a
24-209	REP	100	n/a
25-288	CSSTF	96	175
25-289	CSSTM	96	175
26-294	FRC	87	175
26-295	FR3C	89	175
26-296	90FRC	88	175
26-297	90FR3C	89	175
29-222	RSE45	84	n/a
29-232	RSE90	84	n/a



Part Number Index

0610-4.....	30	4055-3.....	30	90ISCS4025F.....	90	A525-100UC.....	4
09-318-00001.....	102	4201901587.....	118	90SCS4025F.....	90	A525-25RAF.....	4
09-319-00001.....	102	44-251-00006.....	113	90TCS4025F.....	92	A525-25RAS.....	4
1010-6.....	30	4510-28.....	30	90TCS4025F-NB.....	92	A525-50RAF.....	4
10210-64.....	30	46-030-00025.....	113	90TCS6025F.....	92	A525-50RAF.....	29
1310-8.....	30	46-030-00025.....	118	90TCS6025F-NB.....	92	A525-50RAS.....	4
15B15-100RAF.....	10	46-030-00025.....	120	A315100RAF.....	3	A525-50RBF.....	4
15B15-100RAS.....	10	4600300001.....	73	A315100RAS.....	3	A525-50UC.....	4
15B15-100RBF.....	10	4601100418.....	73, 81	A315100RBF.....	3	A525-75RAF.....	4
15B15-50RAF.....	10	500AN4.....	34	A315-100UC.....	3	A525U50CBF.....	4
15B15-50RAS.....	10	500AN7.....	34	A315-100UC.....	3	ABC250.....	71
15B15-50RBF.....	10	5110-32.....	30	A315-50RAF.....	3	ABH08125.....	21
15B15-50RAS.....	10	6410-40.....	30	A315-50RAS.....	3	ABH10143F.....	21
15B15-50RBF.....	10	7610-48.....	30	A315-50RBF.....	3	ABH10150F.....	21
1610-10.....	30	80B07-100HAF.....	10	A315-50UC.....	3	ABN100F.....	41
18-458-00017.....	118	80B07-100HCF.....	10	A320100RAS.....	3	ABN100S.....	41
189DH.....		80B07-50HAF.....	10	A320-100UC.....	3	ABN150F.....	41
189.....	29	80B07-50HCF.....	10	A320-50RAS.....	3	ABN150S.....	41
189.....	81	80B10-100HAF.....	10	A320-50UC.....	3	ACPSO150.....	41
1910-12.....	30	80B10-100HCF.....	10	A325100RAF.....	3	ACPSO150F.....	41
200DBAL.....	35	80B10-50HAF.....	10	A325100RAS.....	3	ADH45F45F.....	86
2015-B-ALNST.....	67	80B10-50HCF.....	10	A325100RBF.....	3	ADH45F60F.....	86
2025-D-ALNST.....	67	90CDMHCB50230.....	95	A325-100UC.....	3	ADH45M45F.....	86
2025-F-ALNST.....	67	90CDMHCB60225.....	95	A325-50RAF.....	3	ADH45M60F.....	86
2210-14.....	30	90CDMHCB60230.....	95	A325-50RAS.....	3	ADH90F45F.....	86
2510-16.....	30	90CREV5025.....	94	A325-50RBF.....	3	ADH90F60F.....	86
2WCA4025F-C.....	98	90CREV5030.....	94	A325-50UC.....	3	ADH90M45F.....	86
2WCA4025F-P.....	98	90CREV6025.....	94	A330100RAS.....	3	ADH90M60F.....	86
2WCA4025F-SP-C.....	98	90CREV6030.....	94	A330-100UC.....	3	ADHC450F.....	86
2WCA4025F-SP-P.....	98	90CREV6030SS.....	93	A330-50RAS.....	3	ADHC600F.....	86
2WCA4030F-P.....	98	90CREV6030SS-P.....	93	A330-50UC.....	3	ADHP450F.....	86
2WCA6025F-C.....	98	90CREV6030SSPAT.....	93	A510100RAF.....	4	ADHP600F.....	86
2WCA6025F-P.....	98	90DCS4025F.....	91	A510100RAS.....	4	ADV150F.....	123
2WCA6025F-SP-C.....	98	90DCS4025F-C.....	91	A510-100UC.....	4	AFC150F-TGWP.....	72
2WCA6025F-SP-P.....	98	90DCS4025F-NB.....	91	A510-50RAF.....	4	AFC250F-TGWP.....	72
2WSA4025F.....	98	90DCS4025F-P.....	91	A510-50RAS.....	4	AFN100.....	40
2WSA4025F-SP.....	98	90DCS4025F-SP.....	91	A510-50UC.....	4	AFN100NST.....	40
2WSA6025F.....	98	90DCS4030F.....	91	A515100RAF.....	4	AFN150.....	40
2WSA6025F-SP.....	98	90DCS4030NYFD.....	91	A515100RAS.....	4	AFN150NST.....	40
233.....	29	90DCS4030NYFDSP.....	91	A515100RBF.....	4	AHA1515ADP.....	66
233.....	80	90DCS6025F.....	91	A515-100UC.....	4	AHA2525ADP.....	66
300DBAL.....	35	90DCS6025F-SP.....	91	A515-25RAF.....	4	AHGV250.....	111
3025-A-ALNST.....	67	90DCS6030NYFD.....	91	A515-25RAS.....	4	AHGV250F.....	111
3025-B-ALNST.....	67	90FR3C4025.....	89	A515-50RAF.....	4	AHGV250F-H.....	111
3025-D-ALNST.....	67	90FR3C4025F.....	89	A515-50RAF.....	29	AHGV250F-I.....	111
3025-F-ALNST.....	67	90FRC4025.....	88	A515-50RAS.....	4	AHW.....	80
3210-20.....	30	90FRC4025F.....	88	A515-50RBF.....	4	AHWPT.....	81
3810-24.....	30	90FRC6025.....	88	A515-50UC.....	4	AK3526-300FL.....	37
4025REV90.....	94	90FRC6025F.....	88	A515-75RAF.....	4	AK4450NST.....	37
4025REV90SS.....	93	90IRC4025.....	88	A515-75RAS.....	4	ANT100.....	43
4030REV90.....	94	90IRC4025F.....	88	A515OR50RAF.....	5	ANT100F.....	43
		90IRC4025G.....	88	A515OR50RAS.....	5	ANT150.....	43
		90IRC4025GF.....	88	A515R50RAF.....	5	ANT150F.....	43
				A515R50RAS.....	5	APRD150F.....	120
				A515U50CBF.....	4	APRD150F.....	120
				A515Y50RAF.....	5	APRD250F.....	120
				A515Y50RAS.....	5	APRD250F.....	120
				A525100RAF.....	4	AREP400AS.....	100
				A525100RAS.....	4	ARMSA250F.....	61
				A525100RBF.....	4	ARMSA25F20T.....	61

Part Number Index

ASBDV50	116	BFN250	33	BVTSO150NST-200	42	CFR47-150-200	25
ASBDV75	116	BFN250	32	BVTSO250NST	42	CFR47-C1	25
ASHV1015F	123	BFN250	133			CFR47-C2	25
AV150	104	BFN250NST	29	CAP100F-C	69	CFR47-C3	25
AV150-I	106	BFN250NST	32	CAP100S-C	69	CFR47-C4	25
AV150-N	104	BFN75	32	CAP150FABS	69	CFR-HC	25
AV150-RBR	104	BFN75GHT	32	CAP150F-C	69	CFR-RK	25
AV150S	104	BFNE150	32	CAP150SABS	69	CGN150NST	36
AV150T	104	BFNE150NST	32	CAP150S-C	69	CGN250NST	36
AV150-W	104	BFP200	122	CAP200FABS	69	CGSN150F	36
AV150-W	118	BIA250F	101	CAP200F-C	69	CGSN150S	36
AV151	107	BIA250T	101	CAP200SABS	69	CGSN151F	36
AV151-RBR	107	BIB250F	101	CAP200S-C	69	CGSN151S	36
AV151-WR	107	BIB250T	101	CAP250FABS	69	CPV150F	122
AV250	104	BIC150	102	CAP250F-C	69	CSCTF25F30T-C	97
AV250-I	106	BIC250	102	CAP250SABS	69	CSCTF25F30T-P	97
AV250-N	104	BID250F	101	CAP250S-C	69	CSCTM25F30T-C	97
AV250NYFD	104	BID250T	101	CAP300FABS	69	CSCTM25F30T-P	97
AV250NYFD-I	106	BIDC250	102	CAP300F-C	69	CSES150F	84
AV250-RBR	104	BIDP250	102	CAP300SABS	69	CSES150T	84
AV250-W	104	BIE150	102	CAP400FABS	69	CSES2015F	84
AV251	107	BIE250	102	CAP400F-C	69	CSSF150T	24
AV251-N	107	BIF250F	101	CAP400F-C-LH	69	CSSTF25F30T-C	96
AV251NYC	107	BIF250T	101	CAP400SABS	69	CSSTF25F30T-P	96
AV251NYFD	107	BN10	34	CAP450FABS	69	CSSTF30F30T-P	96
AV251-RBR	107	BN10F	34	CAP450F-C	69	CSSTM25F30T-C	96
AV251-WR	107	BN12	34	CAP450F-C-LH	69	CSSTM25F30T-P	96
AV5-250F	105	BN15	34	CAP450SABS	69	CSSTM30F30T-C	96
AV5-250NYFD	105	BN15F	34	CAP500FABS	69	CSSTM30F30T-P	96
AVAPR150F	121	BN15NYFD	34	CAP500F-C	69		
AVAPR150F-I	121	BN20	34	CAP500F-C-LH	69	D11023BLF	45
AVAPR250F	121	BN25	34	CAP500SABS	69	D11023BLS	45
AVAPR250F-I	121	BN25F	34	CAP600FABS	69	D15193	133
AVAPRF150	121	BN25NYFD	34	CAP600F-C	69	D15193F	133
AVAPRF150-I	121	BN6	34	CAP600F-C-LH	69	D15206F	133
AVAPRF250	121	BN7	34	CAP600SABS	69	D156020F	45
AVAPRF250-I	121	BNT100F	34	CDMHCB40225	95	D156020S	45
AVF150	104	BNT100S	34	CDMHCB40230	95	D16181	18
AVF150-I	106	BNT150F	34	CDMHCB50230	95	D16181F	18
AVF151	107	BNT150S	34	CDMHCB60225	95	D16187	133
AVF250	104	BRN150	33	CDMHCB60230	95	D16187F	133
AVF250-I	106	BRN150NST	33	CFB100NST	39	D16193	18
AVF251	107	BRN150NST-I	33	CFB100S	39	D16193	133
AVF5-250	105	BRN150S-I	33	CFB150NST	39	D16193F	18
AVG250F	105	BSO150-H	34	CFB150S	39	D16193F	133
AVG250G	105	BSO150NST	34	CFB200S	39	D16206	18
AVGF250	105	BSO150S	34	CFB2015S	39	D16206	133
		BTN75	34	CFB250NST	39	D16206F	18
		BVDSO100	42	CFB75GHT	39	D16206F	133
		BVDSO150	42	CFFR150	40	D20231	18
		BVDSO150NST	42	CFFR150NST	40	D253	133
		BVSO100	42	CFG100NST	39	D253F	133
		BVSO100NST	42	CFG100S	39	D26287F	18
		BVSO150	42	CFG150NST	39	D26287F	133
		BVSO150-125	42	CFG150S	39	D263	18
		BVSO150NST	42	CFG200S	39	D263	133
		BVSO150NST-125	42	CFG250NST	39	D263F	18
		BVTSO150	42	CFR47-1-100	25	D263F	133
		BVTSO150-200	42	CFR47-1-200	25	D815100RAF	5
		BVTSO150NST	42	CFR47-150-100	25	D815100RAS	5

D815100RBF	5	DM15100RAF	14	DMH2025F	63	DSG1560F.....	46
D815-25RAF	5	DM15100RAS	14	DMH2025F-D.....	65	DSG1560S	46
D815-50RAF	5	DM15100RAT	14	DMH2025NYFD	64	DSG3012F.....	46
D815-50RAS	5	DM15-100UC	14	DMH2515	63	DSG3012S	46
D815-50RBF.....	5	DM15-50GAX	14	DMH2515F	63	DSG540F.....	46
D815Y100RAF	5	DM15-50RAF	14	DMH2515F-D.....	65	DSG540S.....	46
D815Y100RAS	5	DM15-50RAS	14	DMH2515NYFD	64	DTW150	19, 133
D815Y50RAF	5	DM15-50RAT	14	DMH2520	63	DTW250	19, 133
D815Y50RAS	5	DM15-50UC	14	DMH2525	63	DTW300	19
D817Y50RAF	5	DM20100GAX.....	14	DMH2525F	63	DVB1560F.....	45
D825100RAF	5	DM20100RAS	14	DMH2525F-D.....	65	DVB1560S.....	45
D825100RAS	5	DM20100RAT	14	DMH2525NYFD	64	DVB3012F.....	45
D825100RBF	5	DM20-100UC	14	DMH2525T	63	DVB3012S.....	45
D825-25RAF	5	DM20-50GAX	14	DMH2530	63	DX2836	25
D825-50RAF	5	DM20-50RAS	14	DMH2530F	63	DX2839	25
D825-50RAS	5	DM20-50RAT	14	DMH2530T	63	DXHDR25HC.....	23
D825-50RBF.....	5	DM20-50UC	14	DMH25F25F	63	DXHDR25PB	23
D825Y100RAF	5	DM25100RAF	14	DMH25F25F-D.....	65	DXHDC25HC	23
D825Y50RAF	5	DM25100RAS	14	DMH25F25NYFD	64		
D8325Y50RAF	5	DM25-100UC	14	DMH25F30F	63	ER10125	19
DB11023F	45	DM25-50RAF	14	DMH25NYFD25NYFD	64	ER1510.....	19, 133
DB11023S	45	DM25-50RAS	14	DMH3025	63	ER15125	19, 133
DBD1560F.....	45	DM25-50RAT	14	DMH3025F	63	ER1575.....	19, 133
DBD1560S	45	DM25-50UC	14	DMH3025F-D.....	65	ER1587.....	19
DBD550F.....	45	DMH1010	63	DMH3030	63	ER27125	19, 133
DBD550S.....	45	DMH1010F	63	DMH3030F	63	ER27150	19, 133
DCG2510F	46	DMH1010F-D.....	65	DMH3030F-D.....	65	ER3020.....	19
DCG2510S	46	DMH1015	63	DMH3030T	63		
DCG8020F	46	DMH1015F	63	DMH4040	63	FAPRAV250F	120
DCG8020S	46	DMH1015F-D.....	65	DMH4040F	63	FAPRAVF250	120
DCS4025F.....	91	DMH1025F	63	DMH4040T	63	FAPRAVG250F.....	120
DCS4025F-C	91	DMH1076	63	DMH4045F	63	FAPRAVG250G	120
DCS4025F-NB.....	91	DMH1510	63	DMH4045F-D.....	65	FAPRVF250.....	120
DCS4025F-P	91	DMH1510F	63	DMH40F40F	63	FAPRVG250	120
DCS4025F-SP	91	DMH1515	63	DMH5050F	63	FBSO100F.....	43
DCS4030F.....	91	DMH1515-D.....	65	DMH6045F	63	FBSO100F-PG.....	43
DCS4030NYFD	91	DMH1515F	63	DMH6060	63	FBSO100S.....	43
DCS6025F.....	91	DMH1515F-D.....	65	DMH6060F	63	FBSO100S-PG.....	43
DCS6025F-SP	91	DMH1515NYFD	64	DMH6060F-D.....	65	FBSO150F.....	43
DCS6030GSS.....	93	DMH1515T	63	DMH6060T	63	FBSO150F-PG.....	43
DF16-180	82	DMH1520	63	DMH7515	63	FBSO150S.....	43
DF16-181	82	DMH1525F	63	DMH7515F	63	FBSO150S-PG.....	43
DFP1515.....	49	DMH1525F-D.....	65	DMOCA40225F	99	FC150.....	68
DFP1515F.....	49	DMH1525NYFD	64	DMOCA60225F	99	FC150F	68
DFP1515F-D	49	DMH15F15F	63	DMP1515.....	65	FC150F-C.....	68
DFP15F15S.....	49	DMH15F15F-D.....	65	DMP1515F	65	FC150F-D.....	71
DFP15NYFD15NYFD	49	DMH15F15NYFD	64	DMP15F15S	65	FC150F-P.....	68
DFP2525	49	DMH15F15S	63	DMP15F15T.....	65	FC200.....	68
DFP2525F	49	DMH15F15S-D.....	65	DMP15S15T	65	FC200F	68
DFP2525F-D	49	DMH15F25F	63	DMP2525	65	FC250	68
DFP25F25S.....	49	DMH15F25F-D.....	65	DMP2525F	65	FC250F	68
DFP25NYFD25NYFD	49	DMH15NYFD15NYFD	64	DMP25F25S	65	FC250F-C.....	68
DFR1515	49	DMH15S15S	63	DMP25F25T	65	FC250F-D.....	71
DFR1515F	49	DMH2015	63	DMR1515.....	65	FC250F-P	68
DFR2525	49	DMH2015F	63	DMR1515F.....	65	FC300.....	68
DFR2525F	49	DMH2015F-D.....	65	DMR15F15S.....	65	FC300F	68
DHS6BF	86	DMH2020	63	DMR15F15T.....	65	FC400.....	68
DHS8BF	86	DMH2020-D.....	65	DMR15S15T	65	FC400F	68
DHSSC6	86	DMH2020T	63	DMR2525.....	65	FC450F	68
DM15100GAX.....	14	DMH2025	63	DMR2525F.....	65	FC600.....	68

Part Number Index

FC600F	68	FM15F25T	56	FM40F40T	57	FP500B	37
FCB48	29	FM15NYFD15F	57	FM45F40T	57	FR3C4025	89
FD47-C2	24	FM15NYFD15T	57	FM6060F	57	FR3C6025	89
FFH1515F	47	FM15S15F	56	FM60F60T	57	FR3C6025F	89
FFH1515NYFD	47	FM15S15F-D	55	FM7610T	56	FRC4025	87
FFH15F15F	47	FM15S15T	56	FMBV15F15F	115	FRC4025F	87
FFH15NYFD15NYFD	47	FM15S15T-D	55	FMBV15S15S	115	FRC6025	87
FFH15T15S	47	FM15S20T	56	FMBV25F15F	115	FRC6025F	87
FFH2525F	47	FM2015	56	FMBV25F25F	115	FSA1510T	74
FFH2525NYFD	47	FM2015F	56	FMBV40F25F	115	FSA1515F	74
FFH25F25F	47	FM2015F-D	55	FMBV45F25F	115	FSA1515S	74
FFN100	43	FM2020	56	FMGR40F40F	124	FSA1515T	74
FFN100NST	43	FM2025F	56	FMGR40F45F	124	FSA2015F	74
FFN150	43	FM20S15	56	FMGR40F50F	124	FSA2015S	74
FFN150NST	43	FM20S15F	56	FMGR40F60F	124	FSA2015T	74
FFN75GHT	43	FM20S15T	56	FMGR45F40F	124	FSA2020T	74
FHCS150	82	FM20S20T	56	FMGR45F45F	124	FSA2025F	74
FHHR-1	27	FM20S25F	56	FMGR45F50F	124	FSA2515T	74
FHHR-2	27	FM2515F	56	FMGR45F60F	124	FSA2520T	74
FHHR-3	27	FM2525	56	FMGR50F40F	124	FSA2525F	74
FHHR-4	27	FM2525F	56	FMGR50F45F	124	FSA2525S	74
FHHR-5	27	FM2525F-D	55	FMGR50F50F	124	FSA2525T	74
FHHR-C	27	FM2525NYC	57	FMGR50F60F	124	FSA2530T	74
FHHR-C4	27	FM2525NYFD	57	FMGR60F60F	124	FSA3025F	74
FHHR-C5	27	FM2525T	57	FN100NST	33	FSA3030T	74
FHPR150	28	FM25F10T	56	FN100S	33	FSA4025F	74
FHPR150-100CBF	28	FM25F15F	56	FN150NST	33	FSA4030F	74
FHPR150-50CBF	28	FM25F15F-D	55	FN150S	33	FSA4030T	74
FHPR150-75CBF	28	FM25F15T	56	FNB100NST	33	FSA4040F	74
FHPR2515	28	FM25F15T-D	55	FNB100S	33	FSA4040S	74
FHR-C	22	FM25F20T	56	FNB150NST	33	FSA4040T	74
FHR-C1	22	FM25F25F	57	FNB150S	33	FSA4045F	74
FHR-V1	22	FM25F25NYC	57	FNB75GHT	33	FSA4050F	74
FHR-V2	22	FM25F25NYFD	57	FNB75S	33	FSA4060F	74
FHR-V5	22	FM25F25S	57	FNBE150NST	38	FSA4060T	74
FHR-V5	22	FM25F25T	57	FNBE150S	38	FSA5025F	74
FM1010	56	FM25F25T-D	55	FNG100NST	38	FSA5030F	74
FM1010F	56	FM25F30F	57	FNG100S	38	FSA5030T	74
FM1015	56	FM25F30T	57	FNG150NST	38	FSA5040F	74
FM1015F	56	FM25F75T	56	FNG150S	38	FSA5040T	74
FM1015F-D	55	FM25NYC25F	57	FNPSO150F-30	44	FSA5045F	74
FM1076	56	FM25NYC25T	57	FNPSO150F-70	44	FSA5050F	74
FM10F10T	56	FM25NYFD15T	57	FNPSO150S-30	44	FSA5050T	74
FM10S76	56	FM25NYFD20T	57	FNPSO150S-70	44	FSA5060F	74
FM1515	56	FM25NYFD25F	57	FP150	73	FSA5060T	74
FM1515F	56	FM25NYFD25T	57	FP150F	73	FSA6040T	74
FM1515F-D	55	FM25NYFD30T	57	FP150F-C	73	FSA6060F	74
FM1515NYFD	57	FM25S25F	57	FP150F-D	73	FSA6060T	74
FM1525F	56	FM25S25T	57	FP150F-P	73	FSGR440F	124
FM1525F-D	55	FM3025F	57	FP250	73	FSGR445F	124
FM15F15F	56	FM3025T	57	FP250F	73	FSGR450F	124
FM15F15NYFD	57	FM3030F	57	FP250F-C	73	FSGR460F	124
FM15F15S	56	FM30F25F	57	FP250F-D	73	FSGR540F	124
FM15F15S-D	55	FM30F25T	57	FP250F-P	73	FSGR550F	124
FM15F15T	56	FM30F30T	57	FP300F	73	FSGR560F	124
FM15F15T-D	55	FM30S25F	57	FP400F	73	FSGR-RK	126
FM15F20T	56	FM4025F	57	FP450F	73	FSGV440F	112
FM15F25F	56	FM4040F	57	FP475S	37	FSGV445F	112
FM15F25F-D	55	FM4045F	57	FP500A	37	FSGV450F	112
						FSGV460F	112

FSGV540F.....	112	H610Y50UC.....	9	HA2530F.....	52	HGVW250-W.....	111
FSGV545F.....	112	H615Y50PBF.....	9	HA2530T.....	52	HHA1576.....	54
FSGV550F.....	112	H615Y50RAF.....	9	HA2575T.....	52	HHA2576.....	54
FSGV560F.....	112	H615Y50RAS.....	9	HA2576.....	52	HPFN150.....	33
FSGV-RK.....	126	H615Y50RBF.....	9	HA2576-D.....	54	HPFN150.....	32
FSGVR-RK.....	126	H615Y50UC.....	9	HA25NYC10T.....	54	HPFN150.....	133
FSHV-RK.....	126	H620Y50UC.....	9	HA25NYC15T.....	54	HPFN150NST.....	32
FSW1.....	82	H625Y50PBF.....	9	HA25NYC20T.....	54	HR1610.....	27
FSW2.....	82	H625Y50RAF.....	9	HA25NYC76.....	54	HR1610-3.....	27
FTH100.....	30	H625Y50RAS.....	9	HA25NYFD15F.....	54	HR1610-4.....	27
FWV10S10S.....	113	H625Y50RBF.....	9	HA25NYFD15NYFD.....	54	HR1610-6.....	27
FWV15F15F.....	113	H625Y50UC.....	9	HA25NYFD15S.....	54	HSR18.....	23
FWV15S15S.....	113	H630Y50UC.....	9	HA25NYFD15T.....	54	HSR24.....	23
FWV25F15F.....	113	HA1510.....	52	HA25NYFD20T.....	54	HSR25-24.....	23
FWV25F25F.....	113	HA1510F.....	52	HA25NYFD25F.....	54	HSRC18.....	23
		HA1510T.....	52	HA25NYFD75T.....	54	HSRC24.....	23
G12014.....	133	HA1515.....	52	HA25NYFD76.....	54	HSRC25-24.....	23
G12014.....	133	HA1515ADP.....	66	HA25S10T.....	52	HSRC26.....	22
G12014.....	133	HA1515F.....	52	HA25S15F.....	52	HTSW.....	80
G150-A-ALNST.....	67	HA1515T.....	52	HA25S15S.....	52	HVF0301-25.....	85
G150-B-ALNST.....	67	HA1525F.....	52	HA25S15T.....	52	HVF0402-25.....	85
G150-D-ALNST.....	67	HA1575.....	52	HA25S25F.....	52	HVF0603-25.....	85
G150-F-ALNST.....	67	HA1575T.....	52	HA3015F.....	52	HVF0604-25.....	85
G250-A-ALNST.....	67	HA1576.....	52	HA3015S.....	52	HVF0606-25.....	85
G250-B-ALNST.....	67	HA1576-D.....	54	HA3025F.....	52	HVF0806-25.....	85
G250-D-ALNST.....	67	HA15NYFD76.....	54	HA30S25F.....	52	HVG0603-25.....	85
G250-F-ALNST.....	67	HA15S10S.....	52	HA30S25T.....	52	HVG0604-25.....	85
GAW.....	81	HA15S10T.....	52	HA4025F.....	52	HVG0803-25.....	85
GBN150.....	31	HA15S15F.....	52	HA4525F.....	52	HVG0806-25.....	85
GBN150NST.....	31	HA15S15T.....	52	HC30143.....	29		
GBN250NST.....	31	HA15S75.....	52	HDR150-100G.....	26	IHC250F.....	71
GFN150.....	42	HA15S75T.....	52	HDR150-100GACC.....	26	IHC450F.....	71
GFN150NST.....	42	HA15S76.....	52	HDR150-100PCR.....	26	IRC4025.....	87
GHN75.....	40	HA15T15F.....	52	HDR150-100PCRAC.....	26	IRC4025F.....	87
GHN75-B.....	40	HA15T15S.....	52	HFN100.....	33	IRC4025GF.....	87
GV-HDWHL.....	126	HA2025F.....	52	HFN100.....	32	ISCS4025F.....	90
GV-KNOB.....	126	HA20S15F.....	52	HFN100.....	133		
GWDGV250F.....	108	HA20S15S.....	52	HFN100NST.....	32	LHFS400F.....	84
		HA20S15T.....	52	HFN150.....	33	LHFS4045F.....	84
H440Y50SZ.....	9	HA20S25F.....	52	HFN150.....	32	LHW.....	82
H440Y50UC.....	9	HA20T25F.....	52	HFN150.....	133	LLBV2515F.....	114
H450Y100SZ.....	9	HA2510.....	52	HFN150NST.....	32	LOCKINGDEVICE.....	79
H450Y50SZ.....	9	HA2510F.....	52	HFN150NYFD.....	32	LOCKINGDEVICE6.....	79
H450Y50UC.....	9	HA2510T.....	52	HGB100NST.....	33		
H515R100RAF.....	7	HA2510T-D.....	54	HGB100S.....	33	M10-100UC.....	11
H515R100RAS.....	7	HA2515.....	52	HGCFB150NST.....	39	M10-300UC.....	11
H515R100UC.....	7	HA2515F.....	29	HGCFB150S.....	39	M10-50UC.....	11
H515R50RAF.....	7	HA2515F.....	52	HGCFB250NST.....	39	M15100RAF.....	12
H515R50RAS.....	7	HA2515F-D.....	54	HGG100NST.....	38	M15100RAS.....	12
H515R50RBF.....	7	HA2515T.....	52	HGG100S.....	38	M15100RAT.....	12
H515R50UC.....	7	HA2515T-D.....	54	HGV250.....	110	M15-100UC.....	11
H525R100RAF.....	7	HA2520.....	52	HGV250F.....	110	M15-25GAX.....	13
H525R100UC.....	7	HA2520F.....	52	HGV250F-D.....	110	M15-25KAF.....	13
H525R50RAF.....	7	HA2520T.....	52	HGV250-H.....	110	M15-25KAS.....	13
H525R50RAS.....	7	HA2525.....	52	HGV-HDWHL.....	111	M15-25UC.....	11
H525R50RBF.....	7	HA2525ADP.....	66	HGV-HDWHL.....	126	M15-50GAX.....	13
H525R50UC.....	7	HA2525F.....	52	HGV-KNOB.....	111	M15-50KAF.....	13
H610Y50RAF.....	9	HA2525T.....	52	HGV-KNOB.....	126	M15-50KAS.....	13
H610Y50RAS.....	9	HA2530.....	52	HGVW250F.....	111	M15-50RAF.....	12

Part Number Index

M15-50RAS.....	12	MS16175T.....	133	N36-20T25F.....	66	N37-20S15S.....	58
M15-50RAT.....	12	MS20225T.....	18	N36-25F25F.....	66	N37-20S20T.....	58
M15-50UC.....	11	MS20225T.....	133	N36-25F30F.....	66	N37-20S25F.....	58
M20100RAS.....	12	MS26268T.....	18	N36-25F30T.....	66	N37-20T15F.....	58
M20100RAT.....	12	MS26268T.....	133	N36-25F40F.....	66	N37-20T15S.....	58
M20-100UC.....	11	MSA1515F.....	76	N36-25F40T.....	66	N37-20T25F.....	58
M20-25GAX.....	13	MSA1515S.....	76	N36-25F45F.....	66	N37-25F07G.....	59
M20-25KAS.....	13	MSA1515T.....	76	N36-25S25F.....	66	N37-25F07T.....	59
M20-25UC.....	11	MSA2015F.....	76	N36-25S25S.....	66	N37-25F10T.....	59
M20-50GAX.....	13	MSA2015S.....	76	N36-25T25F.....	66	N37-25F15F.....	59
M20-50KAS.....	13	MSA2015T.....	76	N36-25T30T.....	66	N37-25F15S.....	59
M20-50RAS.....	12	MSA2520T.....	76	N36-25T40T.....	66	N37-25F15T.....	59
M20-50RAT.....	12	MSA2525F.....	76	N36-30F30F.....	66	N37-25F20T.....	59
M20-50UC.....	11	MSA2525T.....	76	N36-30T30F.....	66	N37-25F25F.....	59
M25100RAF.....	12	MSA2530T.....	76	N36-40F40F.....	66	N37-25F25S.....	59
M25100RAS.....	12	MSA3025F.....	76	N36-40T40F.....	66	N37-25F25T.....	59
M25-100UC.....	11	MSA3030T.....	76	N36-40T45F.....	66	N37-25F30F.....	59
M25-25GAX.....	13	MSA4025F.....	76	N36-45F45F.....	66	N37-25F30T.....	59
M25-25KAF.....	13	MSA4025T.....	76	N36-50T60T.....	66	N37-25S15S.....	59
M25-25KAS.....	13	MSA4040F.....	76	N36-60F60F.....	66	N37-25S25F.....	59
M25-25RAF.....	12	MSA4040T.....	76	N36-60T60F.....	66	N37-25S25T.....	59
M25-25UC.....	11	MSA4045F.....	76	N37-07G10F.....	58	N37-25T15S.....	59
M25-50GAX.....	13	MSA5025F.....	76	N37-07G10S.....	58	N37-25T25F.....	59
M25-50KAF.....	13	MSA5040T.....	76	N37-07G10T.....	58	N37-25T30T.....	59
M25-50KAS.....	13	MSA5050F.....	76	N37-07G15F.....	58	N37-30F15F.....	59
M25-50RAF.....	12	MSA6060T.....	76	N37-07G15S.....	58	N37-30F25F.....	59
M25-50RAS.....	12	MSBVR(3)-RK.....	126	N37-10F07G.....	58	N37-30F30T.....	59
M25-50UC.....	11	MSBV-RK.....	126	N37-10F10S.....	58	N37-30S25F.....	59
M30-100UC.....	11	MSMG-RK.....	126	N37-10F10T.....	58	N37-30T25F.....	59
M30-25GAX.....	13			N37-10F15F.....	58	N37-30T25T.....	59
M30-25KAS.....	13	N35-10F10F.....	51	N37-10F15S.....	58	N37-40F25F.....	59
M30-25UC.....	11	N35-10S10F.....	51	N37-10F25F.....	58	N37-40F40F.....	59
M30-50GAX.....	13	N35-10S10S.....	51	N37-10S07G.....	58	N37-40F40T.....	59
M30-50KAS.....	13	N35-10S15F.....	51	N37-10S07S.....	58	N37-40F60F.....	59
M30-50UC.....	11	N35-15F15F.....	51	N37-10S10F.....	58	N37-40T25F.....	59
M40-100UC.....	11	N35-15F25F.....	51	N37-10S10T.....	58	N37-40T40F.....	59
M40-25GAX.....	13	N35-15S15F.....	51	N37-10S15F.....	58	N37-40T45F.....	59
M40-25UC.....	11	N35-15S15S.....	51	N37-10S15S.....	58	N37-45F25F.....	59
M40-50GAX.....	13	N35-20S25F.....	51	N37-10T10F.....	58	N37-45F40F.....	59
M40-50UC.....	11	N35-25F25F.....	51	N37-15F07G.....	58	N37-45F40T.....	59
M60-25UC.....	11	N35-25S25F.....	51	N37-15F07T.....	58	N37-45F50F.....	59
M60-50UC.....	11	N35-25S25S.....	51	N37-15F10F.....	58	N37-50F45F.....	59
MD16181T.....	18	N35-30S30S.....	51	N37-15F10S.....	58	N37-50F50T.....	59
MD16181T.....	133	N35-40F40F.....	51	N37-15F10T.....	58	N37-50F60F.....	59
MD20231T.....	18	N35-45F45F.....	51	N37-15F15F.....	58	N37-50S60F.....	59
MD20231T.....	133	N35-50F50F.....	51	N37-15F15S.....	58	N37-50T50F.....	59
MD26287T.....	18	N35-60F60F.....	51	N37-15F15T.....	58	N37-60F40T.....	59
MD26287T.....	133	N36-10F10F.....	66	N37-15F20T.....	58	N37-60F50F.....	59
MOC250F-C.....	56	N36-10S10S.....	66	N37-15F25F.....	58	N37-60F60T.....	59
MOC250F-P.....	56	N36-15F15F.....	66	N37-15S07G.....	58	N37-60T40F.....	59
MOC250NYC-P.....	56	N36-15F20T.....	66	N37-15S10F.....	58	N37-60T60F.....	59
MOC250NYFD-P.....	56	N36-15F25F.....	66	N37-15S15F.....	58	N53-15F15F.....	50
MOC300F-P.....	56	N36-15S15F.....	66	N37-15S15T.....	58	N53-15F15T.....	50
MOC3025F-C.....	56	N36-15S15S.....	66	N37-15S20T.....	58	N53-15S15S.....	50
MOC3025F-P.....	56	N36-15S15T.....	66	N37-15T15F.....	58	N53-15S15T.....	50
MOCA250F.....	99	N36-15S20S.....	66	N37-15T15S.....	58	N53-20S20T.....	50
MS16168T.....	18	N36-15T15F.....	66	N37-15T25F.....	58	N53-25F15F.....	50
MS16168T.....	133	N36-15T25F.....	66	N37-20S07G.....	58	N53-25F20T.....	50
MS16175T.....	18	N36-20T20T.....	66	N37-20S15F.....	58	N53-25F25F.....	50

N53-25F25T..... 50	NAPRAV250F-70..... 117	NCS-CSF-STZ560..... 77	POLYHA2515F..... 55
N53-25F30T..... 50	NAPRAV250F-75..... 117	NCS-CSF-STZ640..... 77	POLYHA2520T..... 55
N53-25F40T..... 50	NAPRAV250F-80..... 117	NCS-CSF-STZ650..... 77	POLYHA2576..... 55
N53-25F60F..... 50	NAPRAVF150-15..... 117	NCS-CSF-STZ650C..... 77	PP150F..... 72
N53-30S30T..... 50	NAPRAVF150-20..... 117	NCS-CSF-STZ660..... 77	PP250F..... 72
N53-40F40F..... 50	NAPRAVF150-25..... 117	NCS-CSF-STZ660C..... 77	PP250NYFD..... 72
N53-40F40T..... 50	NAPRAVF150-30..... 117	NF307Y50GHT..... 8	PPDV75..... 123
N53-45F40T..... 50	NAPRAVF150-50..... 117	NF307Y50GHT-KIT..... 8	PPSO150F..... 44
N53-45F60T..... 50	NAPRAVF250-55..... 117	NF610Y100RAF..... 8	PPSO150S..... 44
N53-50F60T..... 50	NAPRAVF250-60..... 117	NF610Y100RAS..... 8	PRC..... 28
N53-60F45F..... 50	NAPRAVF250-65..... 117	NF610Y50RAF..... 8	PRN150F..... 28
N53-60F60T..... 50	NAPRAVF250-70..... 117	NF610Y50RAS..... 8	PRN250F..... 28
N53-60S60T..... 50	NAPRAVF250-75..... 117	NF615100RAQT..... 8	PRV-RK..... 126
N54-15F15F..... 62	NAPRAVF250-80..... 117	NF615-50RAQT..... 8	PRWB..... 28
N54-15F15T..... 62	NAPRAVGFT250-55..... 119	NF615Y100RAF..... 8	PSNP250NST..... 73
N54-15F25F..... 62	NAPRAVGFT250-60..... 119	NF615Y100RAS..... 8	PSNP250NYC..... 73
N54-15S15S..... 62	NAPRAVGFT250-65..... 119	NF615Y50RAF..... 8	PSNP250NYFD..... 73
N54-15S15T..... 62	NAPRAVGFT250-70..... 119	NF615Y50RAS..... 8	PSNP250S..... 73
N54-25F15F..... 62	NAPRAVGFT250-75..... 119	NST250TC..... 68	PSNP300NST..... 73
N54-25F15T..... 62	NAPRAVGFT250-80..... 119	PAP250..... 72	PSNP300NYFD..... 73
N54-25F20T..... 62	NAPRAVGFT250-85..... 119	PBC250..... 71	PSW..... 80
N54-25F25F..... 62	NAPRAVGFT250-95..... 119	PFC250..... 70	PSW-B..... 80
N54-25F25T..... 62	NAPRAVGT250-55..... 119	PFC250F..... 70	PSW-Y..... 80
N54-25F30T..... 62	NAPRAVGT250-60..... 119	PFC250U..... 70	PSW-Z..... 80
N54-25S20T..... 62	NAPRAVGT250-65..... 119	PFCW150..... 70	PTTF150F..... 44
N5430-25F25F..... 84	NAPRAVGT250-70..... 119	PFCW150F..... 70	PTTF150S..... 44
N54-30S30T..... 62	NAPRAVGT250-75..... 119	PFCW200..... 70	PV-HDWHL..... 124
N54-40F40F..... 62	NAPRAVGT250-80..... 119	PFCW250F..... 70	PV-HDWHL..... 126
N54-40F40T..... 62	NAPRAVGT250-85..... 119	PFCW250F-Y..... 70	PV-KNOB..... 124
N54-40F60F..... 62	NAPRAVGT250-95..... 119	PFCW300F..... 70	PV-KNOB..... 126
N5445-25F25F..... 84	NAPRVF250-55..... 118	PFCW400F-Y..... 70	PW15F15F..... 115
N54-45F40T..... 62	NAPRVF250-60..... 118	PFCW450F-Y..... 70	PW15S15S..... 115
N54-45F60T..... 62	NAPRVF250-65..... 118	PFN4005F..... 44	PW25F15F..... 115
N5460-25F25F..... 84	NAPRVF250-70..... 118	PFN4005S..... 44	PW25F25F..... 115
N54-60F60T..... 62	NAPRVF250-75..... 118	PFNB100S..... 38	PW615B100RAF..... 6
N5490-25F25F..... 84	NAPRVF250-80..... 118	PFNB150NST..... 38	PW615B100RAS..... 6
N54L-25F25F..... 62	NAPRVFT250-55..... 119	PFNB150S..... 38	PW615B100RBF..... 6
N54L-40F60F..... 62	NAPRVFT250-60..... 119	PGA100NST..... 41	PW615B100RBS..... 6
N54L-45F40T..... 62	NAPRVFT250-65..... 119	PGA150NPSH..... 41	PW615B50RAF..... 6
N54L-60F40T..... 62	NAPRVFT250-70..... 119	PGA150NST..... 41	PW615B50RAS..... 6
N54L-60F50F..... 62	NAPRVFT250-75..... 119	PGA250NST..... 41	PW615B50RBF..... 6
N54L-60F60T..... 62	NAPRVFT250-80..... 119	PHFA6..... 29	PW615B50RBS..... 6
N56-40F25F..... 53	NAPRVFT250-85..... 119	PHFA6..... 103	PW625B100RAF..... 6
N56-45F40F..... 53	NAPRVGT250-55..... 119	PHFA-B-A..... 103	PW625B100RAS..... 6
N56-50F25F..... 53	NAPRVGT250-55..... 118	PHW..... 81	PW625B100RBF..... 6
N56-60F45F..... 53	NAPRVGT250-60..... 119	PLUG150F-C..... 72	PW625B100RBS..... 6
N56-60F60T..... 53	NAPRVGT250-60..... 118	PLUG150S-C..... 72	PW625B50RAF..... 6
N57-45F60F..... 51	NAPRVGT250-65..... 119	PLUG250F-C..... 72	PW625B50RAS..... 6
N57-50F50F..... 51	NAPRVGT250-65..... 118	PLUG250S-C..... 72	PW625B50RBF..... 6
N57-50F60F..... 51	NAPRVGT250-70..... 119	PLUG300F-C..... 72	PW625B50RBS..... 6
N57-60F60F..... 51	NAPRVGT250-70..... 118	PLUG300S-C..... 72	QTF100S-F..... 21
NAPRAV150F-15..... 117	NAPRVGT250-75..... 119	PLUG400F-C..... 72	QTF100T-F..... 21
NAPRAV150F-20..... 117	NAPRVGT250-75..... 118	PLUG450F-C..... 72	QTF150F-F..... 21
NAPRAV150F-25..... 117	NAPRVGT250-80..... 119	PLUG500F-C..... 72	QTF150T-F..... 21
NAPRAV150F-30..... 117	NAPRVGT250-85..... 119	PLUG600F-C..... 72	QTF75GHT-F..... 21
NAPRAV150F-35..... 117	NCS-CSF-STZ450..... 77	PN15..... 35	QTG-F..... 21
NAPRAV250F-55..... 117	NCS-CSF-STZ460..... 77	PN15F..... 35	QTM100S-F..... 21
NAPRAV250F-60..... 117	NCS-CSF-STZ540..... 77	POLYHA15S15F..... 55	QTM100T-F..... 21
NAPRAV250F-65..... 117	NCS-CSF-STZ550..... 77	POLYHA2515..... 55	

Part Number Index

QTM150F-F.....	21	RH15168.....	133	RSFSA250F.....	47	SC400ABS.....	79
QTM150T-F.....	21	RH15168F.....	133	RSFSA25F15T.....	47	SC400-NL.....	79
QTM75GHT-F.....	21	RH16168F.....	133	RSFSA25F20T.....	47	SC500ABS.....	79
QTX150-F.....	21	RH16168F.....	133	RSFSA25F30T.....	47	SC500-NL.....	79
		RHA1510.....	53	RSM150F.....	60	SC600-NL.....	79
R515100CBF.....	7	RHA1510F.....	53	RSM150S.....	60	SCS4025F.....	90
R515100CBF/F.....	7	RHA1510T.....	53	RSM250F.....	60	SF150F.....	48
R515100RAF.....	7	RHA1515.....	53	RSM25F20T.....	60	SF150F-D.....	48
R515100RAF/F.....	7	RHA1515F.....	53	RSM25F30T.....	60	SF150S.....	48
R515-50CBF.....	7	RHA1515T.....	53	RSMSA250F.....	61	SF250F.....	48
R515-50CBF/F.....	7	RHA1520.....	53	RSMSA250F-Z.....	61	SF250F-C.....	48
R515-50RAF.....	7	RHA1525F.....	53	RSMSA25F20T.....	61	SF250F-D.....	48
R515-50RAF/F.....	7	RHA1576.....	53	RSMSA25F20T-Z.....	61	SF250F-P.....	48
R515U100CBF.....	6	RHA15S10.....	53	RSMSA25F30T.....	61	SF250FSS.....	93
R515U100CBF/F.....	6	RHA15S10T.....	53	RSMSA25F30T-Z.....	61	SF250NYFD.....	48
R515U100RAF/F.....	6	RHA15S15F.....	53	RTW150.....	19	SF250S.....	48
R515U50CBF.....	6	RHA15S15T.....	53	RTW150.....	133	SF2530FSS.....	93
R515U50CBF/F.....	6	RHA15S75T.....	53	RTW150.....	133	SF25F15T.....	48
R515U50RAF.....	6	RHA15T15F.....	53	RTW150.....	133	SF25F20T.....	48
R515U50RAF/F.....	6	RHA2025F.....	53	RTW150.....	133	SF25F20T-D.....	48
RD15193.....	18, 133	RHA2510.....	53	RWDGV250F.....	109	SF25F30T.....	48
RD15193F.....	18, 133	RHA2510F.....	53	RWDGV3025F.....	109	SF300F.....	48
RD15206.....	133	RHA2510T.....	53			SF300FSS.....	93
RD15206F.....	133	RHA2515.....	53	S10125.....	18	SF300NYFD.....	48
RD253.....	133	RHA2515F.....	53	S15175.....	133	SF300NYFDSS.....	93
RD253F.....	133	RHA2515T.....	53	S15175F.....	133	SF400F.....	48
REP250AS.....	100	RHA2520F.....	53	S15181.....	133	SFSA2525F.....	75
REP250AS-C.....	100	RHA2520T.....	53	S15181F.....	133	SFSA2525S.....	75
REP250AS-P.....	100	RHA2525T.....	53	S16168.....	18, 133	SFSA3025F.....	75
REP250HY.....	100	RHA2530T.....	53	S16168F.....	18, 133	SFSA3030S.....	75
REP250PT.....	100	RHA2576.....	53	S16175.....	18, 133	SFSA30-4040F.....	77
REP250SP.....	100	RHA25S15.....	53	S16175F.....	18, 133	SFSA30-4045F-LH.....	77
REP250SP-C.....	100	RHA25S15F.....	53	S16181.....	18, 133	SFSA30-4050F.....	77
REP250SP-P.....	100	RHA25T25F.....	53	S16181F.....	18, 133	SFSA30-4050F-LH.....	77
REP400AS.....	100	RHA3025F.....	53	S20225.....	18	SFSA30-4060F.....	77
REP400AS/SP.....	100	RIC150F.....	99	S25281.....	133	SFSA30-4060F-LH.....	77
REP400AS-C.....	100	RNB150NST.....	39	S25281F.....	133	SFSA30-5030F.....	77
REP400AS-P.....	100	RNB150S.....	39	S25287.....	133	SFSA30-5040F.....	77
REP400HY.....	100	RP-209335.....	126	S25287F.....	133	SFSA30-5045F.....	77
REP400SP.....	100	RP-209337.....	126	S26268.....	133	SFSA30-5060F.....	77
REP400SP-C.....	100	RP-209339.....	126	S26268F.....	18	SFSA4025F.....	75
REP400SP-P.....	100	RP-209342-PV.....	126	S26268F.....	133	SFSA4030F.....	75
REP600AS.....	100	RS15175.....	18, 133	S26275.....	133	SFSA4040F.....	75
REP600AS-C.....	100	RS15175F.....	18, 133	S26275F.....	133	SFSA4040S.....	75
REP600AS-P.....	100	RS15181.....	18, 133	S26281.....	18, 133	SFSA4045F.....	75
REP600SP.....	100	RS15181F.....	18, 133	S26281F.....	18, 133	SFSA4045F-LH.....	75
REP600SP-C.....	100	RS25281.....	18, 133	S6175.....	114	SFSA4060F.....	75
REP600SP-P.....	100	RS25281F.....	18, 133	S6175S.....	114	SFSA5025F.....	75
RFC075.....	68	RS25287.....	133	S7100.....	114	SFSA5040F.....	75
RFC100.....	68	RSE30250F-C.....	84	S7100-15.....	114	SFSA5040F-LH.....	75
RFC100F.....	68	RSE45250F.....	84	S7100-15S.....	114	SFSA5045F.....	75
RFC150.....	68	RSE45250F-C.....	84	S7337S.....	114	SFSA5045F-LH.....	75
RFC150F.....	68	RSE90250F.....	84	SAHW.....	80	SFSA5060F.....	75
RFC200.....	68	RSE90250F-C.....	84	SBDV50.....	116	SFSA5060S.....	75
RFC250.....	68	RSF150F.....	48	SBDV75.....	116	SFSA6060F.....	75
RFC250F.....	68	RSF250F.....	48	SC150-NL.....	79	SFSA6060F-LH.....	75
RFC250F-C.....	68	RSF25F15T.....	48	SC200-NL.....	79	SGP200.....	79
RFP150F.....	73	RSF25F20T.....	48	SC250-NL.....	79	SGP250.....	79
RFP250F.....	73	RSF25F30T.....	48	SC300-NL.....	79	SGP300.....	79

SGP400..... 79	SM515W50RAS..... 6	UHGV250F..... 110	WDH30BK25GAX..... 16
SGP500..... 79	SMB1525..... 79	UHGV250F-D..... 110	WDH30BK25KAS..... 16
SGS150-NL..... 79	SMB450..... 79	UHGV250-W..... 110	WDH30BK50GAX..... 16
SGS150-NL..... 79	SS418-C..... 89	UPP250F..... 29	WDH30BK50KAS..... 16
SGS200-NL..... 79	SS418-P..... 89	UPP250F..... 35	WDH30BK50UC..... 17
SGS250-NL..... 79	SS424-C..... 89	UPP250F-SPEC..... 35	WDH40BK100UC..... 17
SGS300-NL..... 79	SS424-P..... 89	UPPT..... 35	WDH40BK25GAX..... 16
SGS400-NL..... 79	SS618-C..... 89	UPPT125..... 35	WDH40BK50GAX..... 16
SGS500-NL..... 79	SS618-P..... 89	UPPT150..... 35	WDH40BK50UC..... 17
SGS600-NL..... 79	SS624-C..... 89	UPPT175..... 35	WDH60BK100UC..... 17
SGS600-NL..... 79	SS624-P..... 89	USW..... 80	WDH60BK50UC..... 17
SGV150F..... 116	SSA1520..... 78		WHYD3025F..... 113
SGV250F..... 116	SSA1525..... 78	WDGV150F..... 108	WHYD4025F..... 113
SGV30-440..... 112	SSA2025..... 78	WDGV250F..... 108	WHYD4045F..... 113
SGV30-450..... 112	SSA2030..... 78	WDGV250NYFD..... 108	WP2HAS-C..... 97
SGV30-540..... 112	SSA2540..... 78	WDGV251F..... 109	WP2HAS-P..... 97
SGV30-550..... 112	SSA30-550..... 78	WDGV3025F..... 109	WP2H-ASSP-C..... 97
SGV440..... 112	SSA4050..... 78	WDH10BK100UC..... 17	WP2H-ASSP-P..... 97
SGV450..... 112	SSA4060..... 78	WDH10BK50UC..... 17	WP2H-HY-P..... 97
SGV540..... 112	SSA5060..... 78	WDH10BL100UC..... 17	WP2H-PT-C..... 97
SGV550..... 112	SSVJ-RK..... 126	WDH10Y100UC..... 17	WP2H-PT-P..... 97
SGVF150..... 116	STW100..... 19	WDH15BK100RAF..... 15	WP2HSP-C..... 97
SGVF250..... 116	STW150..... 19, 133	WDH15BK100RAS..... 15	WP2HSP-P..... 97
SHA5045F..... 78	STW250..... 19, 133	WDH15BK100RAT..... 15	WP3HAS-C..... 97
SIC250F..... 99	SW100F..... 19	WDH15BK100UC..... 17	WP3HAS-P..... 97
SIC250F-C..... 99	SW150..... 19, 29, 66, 133	WDH15BK25GAX..... 16	WP3HSP-C..... 97
SIC250F-P..... 99	SW153..... 83	WDH15BK25KAF..... 16	WP3HSP-P..... 97
SJBV-RK..... 126	SW1530..... 83	WDH15BK25KAS..... 16	
SL075..... 38	SW20..... 83	WDH15BK50GAX..... 16	
SL075GHT..... 38	SW200..... 19	WDH15BK50KAF..... 16	
SL100..... 38	SW25..... 83	WDH15BK50KAS..... 16	
SL100NST..... 38	SW250.. 19, 29, 66, 73, 133	WDH15BK50RAF..... 15	
SL150..... 38	SW30..... 83	WDH15BK50RAS..... 15	
SL150NST..... 38	SW300F..... 19	WDH15BK50RAT..... 15	
SLSA4040T..... 76	SW300F..... 73	WDH15BK50UC..... 17	
SLSA5040T..... 76	SW40..... 83	WDH20BK100RAS..... 15	
SLT10050..... 103	SW400F..... 19	WDH20BK100RAT..... 15	
SM150F..... 60	SW450F..... 19	WDH20BK100UC..... 17	
SM150F-D..... 60	SW500F..... 19	WDH20BK25GAX..... 16	
SM150NYFD..... 60	SW60..... 83	WDH20BK25KAS..... 16	
SM150S..... 60	SW600F..... 19	WDH20BK50GAX..... 16	
SM15S15F..... 60	SWB-2..... 83	WDH20BK50KAS..... 16	
SM200S..... 60	SWB-S-2..... 83	WDH20BK50RAS..... 15	
SM250F..... 60	SWB-S-4..... 83	WDH20BK50RAT..... 15	
SM250F-D..... 60	SW-S400..... 83	WDH20BK50UC..... 17	
SM250FSS..... 93	SZW2..... 83	WDH25BK100RAF..... 15	
SM250NYFD..... 60	SZW2-NL..... 83	WDH25BK100RAS..... 15	
SM250S..... 60		WDH25BK100UC..... 17	
SM2530FSS..... 93	TCS4025F..... 92	WDH25BK25GAX..... 16	
SM25F15T..... 60	TCS4025F-NB..... 92	WDH25BK25KAF..... 16	
SM25F20T..... 60	TCS4025F-SP..... 92	WDH25BK25KAS..... 16	
SM25F20T-D..... 60	TCS6025F..... 92	WDH25BK25RAF..... 15	
SM25F30F..... 60	TCS6025F-NB..... 92	WDH25BK50GAX..... 16	
SM25F30T..... 60	TCS6025F-SP..... 92	WDH25BK50KAF..... 16	
SM25F30T-D..... 60	TFN150-140..... 40	WDH25BK50KAS..... 16	
SM300FSS..... 93	TFN150-200..... 40	WDH25BK50RAF..... 15	
SM300NYFDSS..... 93	TFN150NST-140..... 40	WDH25BK50RAS..... 15	
SM400F..... 60	TFN150NST-200..... 40	WDH25BK50UC..... 17	
SM515W50RAF..... 6		WDH30BK100UC..... 17	

Index

	Page #		Page #		Page #
A		Storz.....	75	Pressurizable cap.....	70
Adapters	41, 47, 48,	Style N35	51	Connections	
50, 51, 52, 53, 54, 55, 58, 59, 60, 62,		Style N36	66	International shore.....	102
64, 65, 66, 78, 86		Style N37	58, 59	Residential sprinkler	99
Hydrant.....	52, 53, 54, 55, 66	Style N53	50	Roof	87, 88, 89
C		Style N54	62	Siamese	
Caps	68, 69, 70, 71, 72, 79, 86	Swivel.....	48	Double clapper	91
Customer thread program	131	Single male outlet	56	Single clapper	90
E		Storz		Trippler clapper	92
Expansion ring		FSA.....	74	Single hydrant	99
Gasket guide	133	Hydrant	78	Single inlet.....	99
F		MSA.....	76	Sleeve for sidewalk.....	89
Fire fittings, hose & accessories		Rigid female.....	74	Couplings	
Adapters		SFSA	75	Booster, hose type	21
Double male		SSA.....	78	Expansion ring	18, 19, 21
Pin lug	65	SSA30	78	Forestry, forged	21
Rocker lug.....	65	Suction		Gaskets	
Rocker lug, style N36	66	Female, rocker lug.....	47	Forestry.....	21
Hazmat		Male, rocker lug.....	61	Elbows	
Pin lug	54	Swivels		Angle and suction	84
Hex		Female to male, long handle .	62	Continuous swivel.....	84
Double female	47	Female to male, pin lug.....	60	Storz	
Double male	65	Female to male, rocker lug ...	60,	30° elbow.....	78
Double male, NYFD threads...	64	62		Long handle, SFSA30.....	77
Hydrant		Male, pin lug	60	Rocker lug, SFSA30.....	77
Cam & groove.....	66	Axe.....	103	Expansion ring & gasket guide ..	20
Pin lug	52, 54	Back flow preventer	122	Fire jacket	
Rocker lug.....	55	British instantaneous fittings..	101,	For hose.....	30
Long handle		102		Tape	30
Style N37	51	Cam & groove x NST.....	67	Non adhesive.....	30
Style N54L	62	Type A.....	67	Flange	
Style N56	53	Type B.....	67	Storz	
Open snoot.....	48	Type D.....	67	NCS-CSF	77
Pin lug		Caps		Forestry	
Cam & groove.....	66	Breakable.....	71	Expansion ring couplings	21
NY threads	54	Aluminum	71	Hose clamp and spanner	82
Swivel.....	48	Polycarbonate	71	Nozzles.....	42, 43
Rocker lug..	47, 48, 49, 50, 51, 53,	Hydrant	70	Valves	113
58, 59, 61, 62, 66		Pin lug.....	68	Wrench.....	82
		Rocker lug.....	68, 69	Hose	
		Test	68, 69	300# single jacket.....	3
		With cable.....	69	500# rack	
		Specialty	71	Non UL labeled	7
		Cap test gauges	72	UL labeled	6
		Domestic, pin lug.....	71	500# single jacket.....	4, 5
		Hydrant	71	Color impregnated	5
		Plugs with cable, rocker lug...	72	UL labeled	4
		Storz.....	79	800# double jacket	5
		Test	68, 69	Color impregnated	5
		Universal hose.....	70	Cabinet	29
		With cable.....	69	Double jacket, potable water...	6
		Long handle	69	Forestry	
		With chain.....	70		

	Page #		Page #		Page #
Forestry mop up	8	Pistol grip adapters	41	Covers	23
Forestry mop up, hose kit	8	Plain hose	34, 35	Heavy duty, high capacity	23
Non weeping	8	Rack	33	Pipe brackets	23
Nitrile covered		Global	33	Siamese assemblies	
500#	7	Shut-off		Double clapper concealed type..	98
Heavy duty	9	Ball	34, 41	Two way sidewalk	98
Non-collapsible		Ball, forestry grade	43	Siamese body	94
Chemical booster	10	Ball, pistol grips	43, 44	Snoots	
Fire and utility	10	Ball, tips	43	Clapper type, pin lug	97
Single jacket mine, MSHA ap- proved	6	Ball, with nozzle	44	Spring check type, pin lug	96
Hydrant body	95	Dual gallonage	42	Sprinkler line tester	103
Identification plates		Single gallonage	42	Storz	79, 80, 83
Round	100	Street cleaning	35	Accessories	79
Manifolds	85	Tips	34	Adapters	75, 78
Monitor		Twist	34	Caps	79
Fire Pro™	37	U.S. Coast Guard Approved		Elbows	77, 78
Nozzle	37	AFFF	36	Flanges	76, 77
Omega™	37	Viper	46	Gaskets	79
Nipples		Washdown		Hydrant wrench	80
Hex, double male	63	Street cleaning	35	Locking device	79
Hex, female to male	55, 56, 57	Water fog	36	Mounting plates (bracket)	79
Hex, female to male, NY threads	57	Play pipes	35	Rigid female	74
Nozzles		Tips	35	Rigid male	76
Blue devil select gallonage	45	Plugs		Valves	124
Break apart attack	41	Adjust-A-Plug	72	Wrenches	83
Dual range	45	FDC	72	Suction	
Fog	33	Pin lug	73	Elbows	84
Constant flow	39, 40	Domestic	73	Short shank, long handle	84
Econo	40	Rocker lug	73	Swivels	114
Electrical fire	32, 38	Pressure restricting device	120	Adapter	
Flow rate chart	33	Pump test headers	85	Female to male, pin lug	60
FM approved	38	Racks		Double female	49
Forestry	43	Hose	27	Pin lug	49
Forestry, global	42	Hump	27	Rocker lug	49
Gaskets	38, 39	Covers	27	Elbows	84
Industrial	32	Pin		Replacement and accessories...	73
Industrial, heavy duty	32	Covers	28	Storz	
Industrial, high pressure	32	Hose assembly	28	Style N35, rocker lug	51
Refinery, blue	39	Nipples	28	Style N53, rocker lug	50
TriFlow	40	Semi-automatic	28	Style N57, long handle	51
U.S. Coast Guard approved ...	36	Wall bracket	28	Valves	
Forestry		Reels	23	Angle	117, 121
Twin tip, straight stream	44	Continuous flow	25	500#	105
Gallonage		Accessories	25	Cast	104, 106
Adjustable Tri-Flo	42	Covers	25	Forged	107
Constant	46	Global continuous flow	24	Ball	115
Dual	42	Cover	24	Chicago pattern	122
Select	45, 46	Replacement inlet swivel joint...	24	Drain	123
Single	42	Style V swing type	22	Drip, ball	116
Garden hose	40	Covers	22	Gate	
Master stream	37	Swing type	23		
Monitor	37				
Penetrator	44, 45				

	Page #		Page #		Page #
Hydrant	111	N			
Hydrant, global	111	Nitrile washdown hose	15, 16, 17		
Hydrant, single.....	110, 111	Nozzles			
Large diameter	112	Fire.....	31, 32, 33, 34, 35, 36, 37, 38,		
Wedge disc	108, 109		39, 40, 41, 42, 43, 44, 45		
Globe	116, 118	Fog			
Pressure reducing.....	119, 120	Flow rate chart.....	133		
Relief.....	124	NYFD			
Sprinkler hose	123	Adapters.....	93		
Wye.....	113, 114, 115	S			
Wall hydrants		Special city threads	131		
Exposed 2-way	99	Special thread program	131		
Wall plates		Stainless steel			
For concealed 3-way bodies ..	97	Connections			
For double clapper.....	97	Siamese.....	93		
Washers		Snoots	93		
Swivel.....	19	V			
Tail	19	Valves			
Wharf hydrants	113	Fire			
Wrenches		2-Way ball.....	115		
Adjustable		Angle.....	104, 105, 106, 107, 117,		
Double head	81		121		
Hydrant	80, 81	Chicago pattern	122		
Pigtail	81	Drain.....	123		
Hydrant	82	Drip	116		
5 hole	81	Gate	108, 109, 110, 111, 112		
Adjustable.....	80, 81	Globe	116, 118		
Double head adjustable	81	Piston intake relief	124		
Pigtail adjustable	81	Pressure reducing.....	119, 120		
Storz.....	80	Pressure restricting	121		
Spanner	80, 82, 83	Sprinkler hose	123		
Folding pocket.....	80	Wye	113, 114		
Forestry.....	82				
Grip-All	81				
Hole type.....	80				
Long handle suction	82				
Storz, pin lug.....	83				
Universal.....	80				
Storz.....	80, 83				
Universal.....	80				
Fire hose					
Replacement retainer plugs	126				
Swivels	126				
H					
Hose					
Mill	11, 12, 13, 14				
Synthetic double jacket	14				
Synthetic single jacket.....	11, 12,				
	13				
Nitrile	15, 16, 17				
Washdown	15, 16, 17				

Limited Warranty

DIXON VALVE AND COUPLING COMPANY, LLC (herein called "Dixon") warrants the products described herein and manufactured by Dixon to be free from defects in material and workmanship for a period of one (1) year from date of shipment by Dixon under normal use and service. Its sole obligation under this warranty being limited to repairing or replacing, as hereinafter provided, at its option any product found to Dixon's satisfaction to be defective upon examination by it, provided that such product shall be returned for inspection to Dixon's factory within three (3) months after discovery of the defect. The repair or replacement of defective products will be made without charge for parts or labor. This warranty shall not apply to: (a) parts or products not manufactured by Dixon, the warranty of such items being limited to the actual warranty extended to Dixon by its supplier; (b) any product that has been subject to abuse, negligence, accident, or misapplication; (c) any product altered or repaired by others than Dixon; and (d) to normal maintenance services and the replacement of service items (such as washers, gaskets, and lubricants) made in connection with such services. To the extent permitted by law, this limited warranty shall extend only to the buyer and any other person reasonably expected to use or consume the goods who is injured in person by any breach of the warranty. No action may be brought against Dixon for an alleged breach of warranty unless such action is instituted within one (1) year from the date the cause of action accrues. This limited warranty shall be construed and enforced to the fullest extent allowable by applicable law.

Other than the obligation of Dixon set forth herein, Dixon disclaims all warranties, express or implied, including but not limited to any implied warranties of merchantability or fitness for a particular purpose, and any other obligation or liability. The foregoing constitutes Dixon's sole obligation with respect to damages, whether direct, incidental, or consequential, resulting from the use or performance of the product.

Some products and sizes may be discontinued when stock is depleted or may require a minimum quantity for ordering.

About This Catalog and Our Products

This catalog is intended as a product offering. It is not a user or technical manual. Information in this catalog is subject to change without notice. We may modify product design and specification without notice and without any obligation to modify or substitute products previously purchased. All users and distributors of products sold through this catalog are strongly encouraged to contact Dixon with questions on use, compatibilities, coupling procedures, and life of product. Our full-time engineering and test staff are always available to recommend uses and to assist distributors and users with questions.



Safety



Safety logos, which appear throughout our catalog, are used as a reminder that the user should carefully review for the appropriateness of the product for the media, application, and environment in which it will be used.

NOTE: Because of the health hazards associated with contamination and lead content in drinking water systems, Dixon couplings, unless otherwise specifically approved, are not recommended for potable water service and should not be used in applications where drinking water will contact the wetted surfaces of the coupling.

All Dixon products are shipped in cartons with the following warning:

"WARNING: This product contains lead, a chemical known to the State of California to cause cancer and birth defects or other reproductive harm."

Trademarks

Delrin® and Zytel® are registered trademarks of E.I. duPont Nemours and Company.

Kalrez® is a registered trademark of DuPont Dow Elastomers.

All other trademarks appearing in the Dixon illustrated price list are the property of their respective owners.

Copyright

Copyright © 2021 by Dixon Valve and Coupling, LLC

All rights reserved. This book is copyrighted material. Use, reproduction or copying of it by anyone other than Dixon® is strictly forbidden without its express written consent.

NOTE: Reasonable care has been taken in preparing this catalog. Dixon Valve & Coupling Company, LLC reserves the right to make corrections.



