

PUZZLE PRINT PACK

INVENTIONS
— FROM THE —
STONE AGE



JJ CARROLL


This booklet includes puzzles and coloring pages found inside the History Unschooled: Inventions from the Stone Age book.

Learn more about the History Unschooled books in our Shop and Parents Resources page at:

www.historicbooksforkids.com.



Hand Axe
Word Search



Agate
Arrowhead
Basalt
Chaldeony
Chert Rock
Flint
Hammer


Hand Axe
Jasper
Limestone
Obsidian
Petrified wood
Predators
Prehistoric Tools

Quartz
Rhyolite
Sedimentary
Shape
Spear
Stone Age

Hand Axe coloring page



Fire Crossword puzzle



ACROSS

- 1 Small outdoor blaze for cooking and story telling
- 3 Petrified or hardened remains of plant or animal
- 8 Vent in the earth's crust that spews molten rock
- 10 Key distinction between accidental and deliberate fire
- 11 Includes Paleolithic and Neolithic eras
- 12 Creating friction to start a fire (2 words)
- 13 Stick that carries fire
- 16 What Smokey the Bear teaches (2 words)
- 17 Natural fire starter from the sky (2 words)
- 18 Learn from your local fire department (2 words)
- 19 Element needed for fire to stay alive
- 20 Scientific evidence of long ago fire (2 words)

DOWN

- 2 Resistance to motion that can cause heat
- 4 Delicious dessert after a campfire dinner
- 5 Character who teaches fire prevention
- 6 Fred and Wilma; or rocks that can create a spark
- 7 Bipedal primates that refers to humans (2 words, Latin)
- 9 What happens when flint strikes iron
- 14 When people attain social development
- 15 Something you make to help start a fire (2 words)

Fire coloring page



Clothing Word Search



Adornment
Animal Skin
Anthropologist
Awl
Bones
Clothing
Cold Climate

Decorative Stones
Feathers
Hidework
Hierarchy
Human Body Louse
Leather


Necessity
Seashells
Sewing Needle
Tall Grass
Tanning
Vines
Wool

Sewing Challenge

Print and glue page onto card stock for easier sewing. Sew along the dotted outline to complete the picture. Then color the picture.

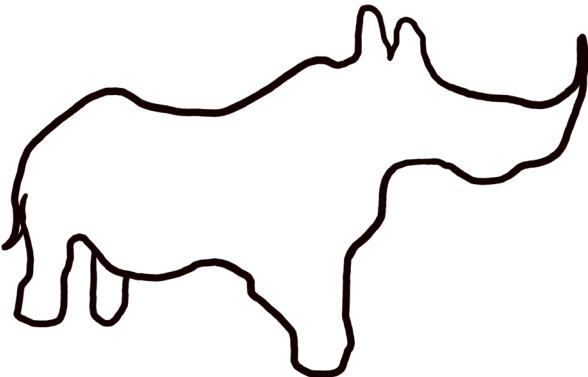



Clothing Coloring page



DRAW CAVE ART ANIMALS

Can you draw these images?



Chapter 5: Medicine

Medical Mixup

Unscramble the medicine chart. Draw a line from each plant name to its correct use as a medicine.

Chamomile

Anthemis nobilis

Feverfew

Chrysanthemum parthenium

Foxglove

Digitalis purpurea

Lady's Mantle

Alchemilla vulgaris

Lavender

Lavandula angustifolia

Marrow

Malva

Pennyroyal

Mentha pulegium

Poppy

Papaver rhoeas

Rosemary

Rosmarinus officinalis

Sage

Salvia officinalis

Wintergreen

Pyrola minor

Yarrow

Achillea millefolium

Regulates heart rhythm

Used to treat headaches, epilepsy and poor circulation. Also makes a good mouthwash.

Soothes pain and inflammation

Helps mouth and throat irritation and dry cough

Use topically on wounds or as a natural antiseptic in mouthwash

The petals are helpful in treating asthma, bronchitis, whooping cough and angina

Remedy for laryngitis, tonsillitis and sore throats. Also sweeten with honey to make a mild laxative

For migraines and fevers

Ease headaches and colicky belly pains


Use on minor cuts or as a medicine to speed recovery from severe bruising

Stops bleeding

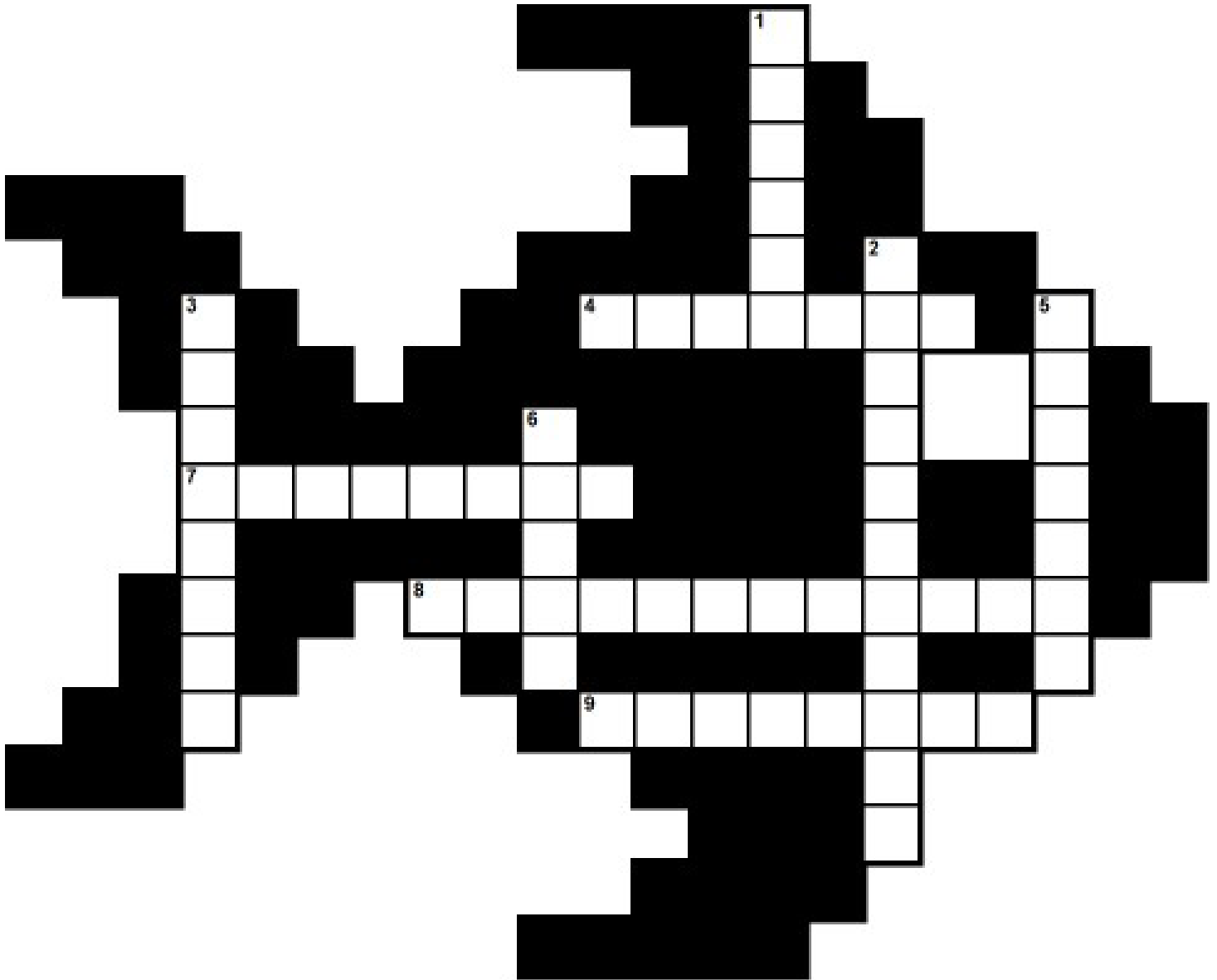
Reduce stress

Warning: Never self-treat with medicine. Talk to your doctor first about any allergies you have and other medicines you take that may have harmful interactions with certain herbs.

Medicine Coloring page



Pottery and Baskets Crossword puzzle



ACROSS

- 4 Internal organ that can hold liquid
- 7 How early man preserved grapes (2 words, past tense)
- 8 Complex human society
- 9 First used for cooking and food storage about 16,000 BCE (plural)

DOWN

- 1 How early man preserved fish and meats (past tense)
- 2 Levels of family or clan members who handed down learned skills
- 3 Keep food from spoiling
- 5 How early man made cheese
- 6 Method used to make a basket

Pottery and Baskets Word Search




Animal Skins
 Baskets
 Bladder
 Civilization
 Clay Pots
 Cooking
 Dried Fruit

Fermentation
 Fibrous Materials
 Flax
 Preservation
 Learned Skill
 Luggage
 Pottery

Putrid
 Salt
 Smoked Meat
 Transport Foods
 Weaving
 Willow Branch

Chapter 6: Pottery and Baskets
Maze

Help the mouse find out if there's something yummy stored in the basket.



Draw the missing stages.



There are six stages for growing wheat. If needed, research to find out what the missing stages should look like.

Seedling - The first leaves emerge from the soil.

Tiller - New shoots grow from the root of the plant. Each tiller can grow its own stalk and seed head. The number of tillers determines the yield of the plant.

Jointing - The stalk forms a second “joint” from which the plant telescopes upward. The smaller, less-formed tillers may die off at this stage.

Booting - You can see the head of the wheat forming beneath the sheath on the stalk.

Head and Flower Stage - All the plants in the field should flower at the same time.

Maturity - the kernels of grain form, grow and dry.

Agriculture
Word Search




Agriculture
Barley
Booting
Carbohydrates
Civilization
Cultivate
Evolution
Fields

Flower
Food Variety
Harvest
Jointing
Nutrition
Oatcakes
Porridge


Revolution
Seedling
Social Hierarchy
Tiller
Wealth

Puzzle Solutions


Hand Axe Word Search



Fire Crossword

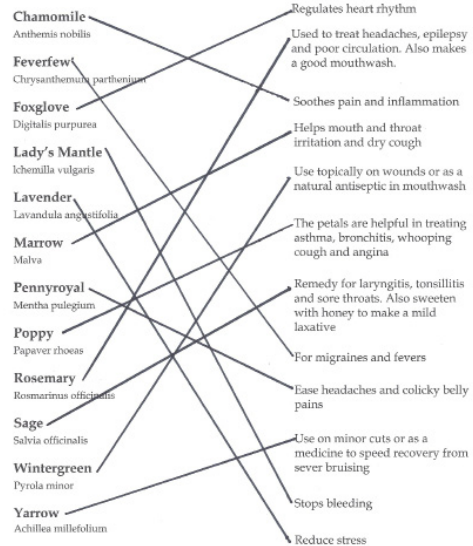


Clothing Word Search




Medical Mixup

Unscramble the medicine chart. Draw a line from each plant name to its correct use as a medicine.




Puzzle Solutions

Basket Pottery Crossword Puzzle



Basket Pottery Word Search



Agriculture Word Search

