


# Beginning Sounds Bundle

@ Liddle Minds


## Beginning Sounds Cut & Paste

Directions: Look at the pictures. Cut and paste the beginning sound that matches the picture.




## Write the Beginning Sound

Directions: Write the letter that matches the beginning sound for each picture.



## Circle the Same Beginning Sounds

Directions: Look at all 3 pictures to know the words. Circle the two pictures that start with the same beginning sound.



**Scroll to See  
What's Inside!**

**10 pages to  
practice  
beginning  
sounds  
identification!**

@ Liddle Minds

# Beginning Sounds Identification Made Easy!

@ Liddle Minds

You'll love being able to see exactly where your students are at in the learning process!





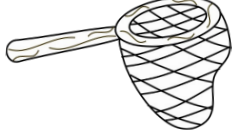


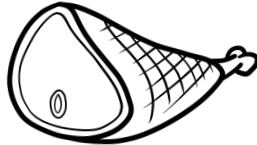
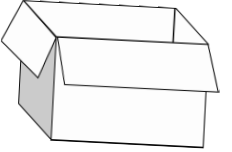
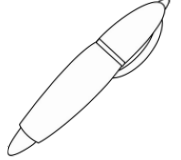


- Do they know the sounds each letter in the alphabet makes?
- Can they look at a picture and identify the beginning sound of that word?
- Can they identify two pictures that have the same beginning sound?

You'll see right away!

Name \_\_\_\_\_

## Beginning Sounds-Fill-In-The Blank

Directions: Look at the picture to figure out the word. Then fill in the missing beginning sound.





 __un	 __og	 __am
 __at	 __et	 __an
 __lf	 __am	 __ox
		

# Beginning Sounds Identification

Name \_\_\_\_\_

## Circle the Same Beginning Sounds



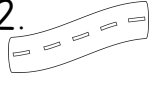

Directions: Look at all 3 pictures to know the words. Circle the two pictures that start with the same beginning sound.

1. 	6. 
2. 	7. 

Name \_\_\_\_\_

## Beginning Sounds Cut & Paste


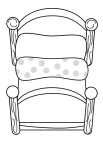


Directions: Look at the pictures. Cut and paste the beginning sound that matches the word.

1. 	<div></div>	6. 	<div></div>
2. 	<div></div>	7. 	<div></div>

Name \_\_\_\_\_

## Beginning Sounds Multiple Choice



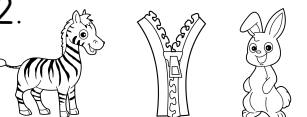

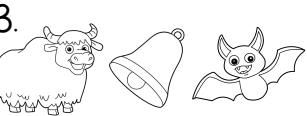





Directions: Look at the picture to know the word. Circle the letter that matches the beginning sound.

	<div>q</div> <div>c</div> <div>a</div>		<div>e</div> <div>g</div> <div>b</div>
	<div>l</div> <div>w</div>		<div>h</div> <div>s</div>

Name \_\_\_\_\_

## Circle the Same Beginning Sounds





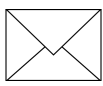



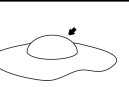

Directions: Look at all 3 pictures to know the words. Circle the two pictures that start with the same beginning sound.

1. 	6. 
2. 	7. 
3. 	8. 
4. 	9. 
5. 	10. 

Name \_\_\_\_\_

## Beginning Sounds Cut & Paste

Directions: Look at the pictures. Cut and paste the beginning sound that matches the word.

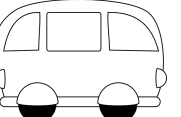









1. 	<div></div>	6. 	<div></div>
2. 	<div></div>	7. 	<div></div>
3. 	<div></div>	8. 	<div></div>
4. 	<div></div>	9. 	<div></div>
5. 	<div></div>	10. 	<div></div>

k d q a y

Name \_\_\_\_\_

## Beginning Sounds Multiple Choice

Directions: Look at the picture to know the word. Circle the letter that matches the beginning sound.

	<div>s</div> <div>x</div> <div>v</div>		<div>w</div> <div>a</div> <div>i</div>
	<div>w</div> <div>m</div> <div>h</div>		<div>f</div> <div>b</div> <div>k</div>
	<div>r</div> <div>z</div> <div>w</div>		<div>e</div> <div>s</div> <div>c</div>
	<div>o</div> <div>m</div> <div>n</div>		<div>j</div> <div>p</div> <div>g</div>
	<div>r</div> <div>a</div>		<div>t</div> <div>l</div>






# Write The Beginning Sound

@ Liddle Minds

Name \_\_\_\_\_

## Write the Beginning Sound




Directions: Write the letter that matches the beginning sound for each picture.

 _____ _____	 _____ _____	 _____ _____
---	---	---

Name \_\_\_\_\_

## Beginning Sounds-Fill-In-The Blank



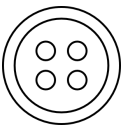


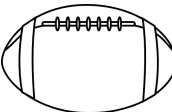


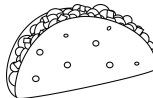
Directions: Look at the picture to figure out the word. Then fill in the missing beginning sound.



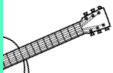



 __un	 __og	 __am
---	---	---

Name \_\_\_\_\_

## Write the Beginning Sound

Directions: Write the letter that matches the beginning sound for each picture.


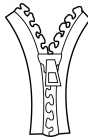
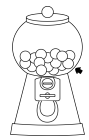



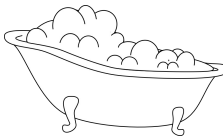


 _____ _____	 _____ _____	 _____ _____
 _____ _____	 _____ _____	 _____ _____
 _____ _____	 _____ _____	 _____ _____


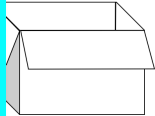
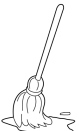
 _____ _____	 _____ _____
 _____ _____	 _____ _____
 _____ _____	 _____ _____

Name \_\_\_\_\_

## Beginning Sounds-Fill-In-The Blank

Directions: Look at the picture to figure out the word. Then fill in the missing beginning sound.

 __ip	 __ip	 __um
 __og	 __at	 __eb
 ub	 ot	 ak

 __an
 __ox
 __op




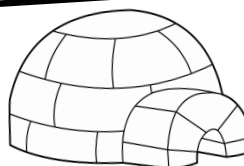




# Ready-to-Use & Answer Keys Provided

Name Answer Key

## Beginning Sounds Multiple Choice

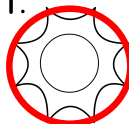







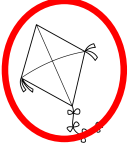






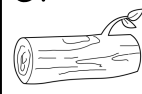




Directions: Look at the picture to know the word. Circle the letter that matches the beginning sound.

	<input checked="" type="radio"/> q		<input type="radio"/> e
	<input type="radio"/> c		<input type="radio"/> g
	<input type="radio"/> a		
	<input type="radio"/> l		
	<input checked="" type="radio"/> w		
	<input type="radio"/> j		
	<input type="radio"/> t		
	<input checked="" type="radio"/> i		
	<input type="radio"/> r		
	<input type="radio"/> w		
	<input checked="" type="radio"/> o		
	<input type="radio"/> b		
	<input checked="" type="radio"/> t		
	<input type="radio"/> m		

Name Answer Key

## Circle the Same Beginning Sounds









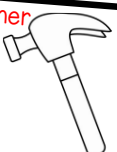
Directions: Look at all 3 pictures to know the words. Circle the two pictures that start with the same beginning sound.

1.  sun	 lock	 star	6.  nail	 candy	 nest
2.  pumpkin	 key	 kite	7.  pig	 pencil	 fork
3.  feather	 fish	 nurse	8.  log	 turtle	 tie
4.  crown			9.  crown		

Name Answer Key

## Write the Beginning Sound

Directions: Write the letter that matches the beginning sound for each picture.

 dolphin	 apple	 umbrella
<u>a</u>	<u>a</u>	<u>u</u>
 boy	 kangaroo	
<u>x</u>	<u>k</u>	
 guitar	 vacuum	
<u>t</u>	<u>v</u>	
 rocket	 hammer	
<u>r</u>	<u>h</u>	