

Open & Closed Syllables Bundle

@ Liddle Minds

Write the Syllables

Read the word and write down its syllables. Then color in the "o" if the syllable is open and

Word Syllable 1 Syllable 2

actus o c

begin o c

napkin

upset

hippo






acorn

laptop

donut


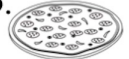







Coloring Open & Closed Syllables

Directions: Color the doors with open syllables red and the doors with closed syllables blue.



Count the Syllables

Directions: Write the number of syllables each word has in the box next to its picture.

1.  <input type="text"/>	8.  <input type="text"/>	15.  <input type="text"/>
2.  <input type="text"/>	9.  <input type="text"/>	16.  <input type="text"/>
3.  <input type="text"/>	10.  <input type="text"/>	17.  <input type="text"/>

Scroll to See
What's Inside!

7 worksheets +
syllables house to
practice
identifying open &
closed syllables!

@ Liddle Minds

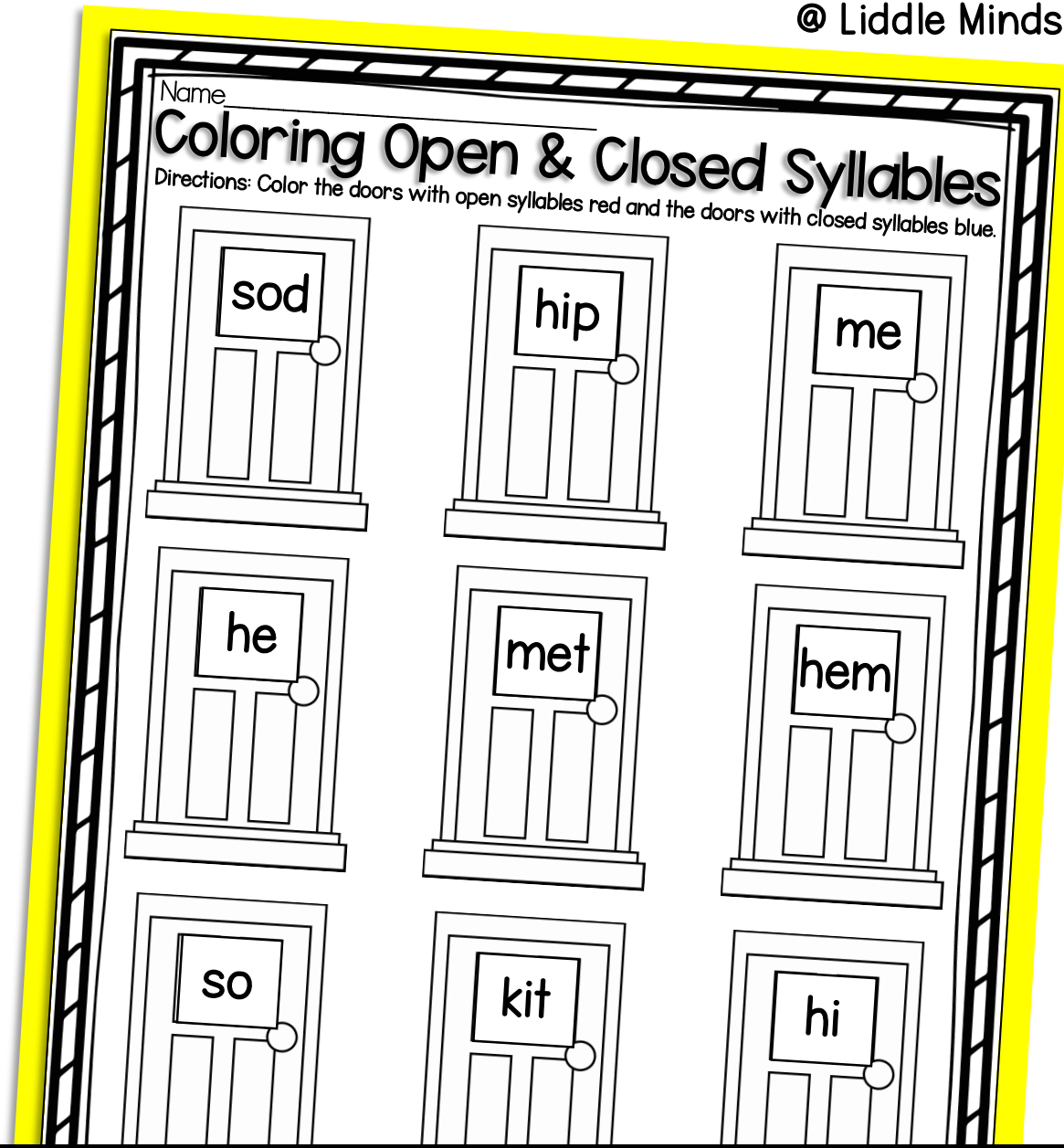
Learning Open & Closed Syllables Made Easy!

@ Liddle Minds

You'll love being able to see exactly where your students are at in the learning process!

- Can they count how many syllables are in a word?
- Do they know what an open syllable is and what a closed syllable is?
- Can they identify if a word is an open or closed syllable?
- Can they divide a word into syllables and identify the parts of the word are open and which are closed?

You'll see right away!




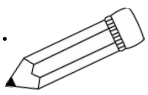









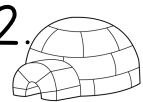






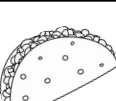


First, Learn How to Count The # Of Syllables In a Word

Name _____

Count the Syllables






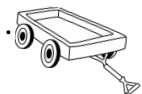














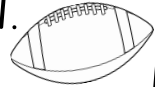
Directions: Write the number of syllables each word has in the box next to its picture.

1.  <input type="text"/>	8.  <input type="text"/>	15.  <input type="text"/>
2.  <input type="text"/>	9.  <input type="text"/>	16.  <input type="text"/>
3.  <input type="text"/>	10.  <input type="text"/>	17.  <input type="text"/>
4.  <input type="text"/>	11.  <input type="text"/>	18.  <input type="text"/>
5.  <input type="text"/>	12.  <input type="text"/>	19.  <input type="text"/>
6.  <input type="text"/>	13.  <input type="text"/>	20.  <input type="text"/>
7.  <input type="text"/>	14.  <input type="text"/>	21.  <input type="text"/>

Name _____

Count the Syllables

Directions: Write the number of syllables each word has in the box next to its picture.

1.  <input type="text"/>	8.  <input type="text"/>	15.  <input type="text"/>
2.  <input type="text"/>	9.  <input type="text"/>	16.  <input type="text"/>
3.  <input type="text"/>	10.  <input type="text"/>	17.  <input type="text"/>
4.  <input type="text"/>	11.  <input type="text"/>	18.  <input type="text"/>
5.  <input type="text"/>	12.  <input type="text"/>	19.  <input type="text"/>
6.  <input type="text"/>	13.  <input type="text"/>	20.  <input type="text"/>
7.  <input type="text"/>	14.  <input type="text"/>	21.  <input type="text"/>

Labels for each of the pictures in case you don't know what the picture is.

Next, Practice Open & Closed Syllable Identification

@ Liddle Minds

Name _____

Coloring Open & Closed Syllables

Directions: Color the doors with open syllables red and the doors with closed syllables blue.

I beg go go nob be no

Name _____

Open and Closed Cut & Paste

Directions: Read each word, cut them out, and glue them under the correct column.

Open Syllable	Closed Syllable

go bet so nod web

Name _____

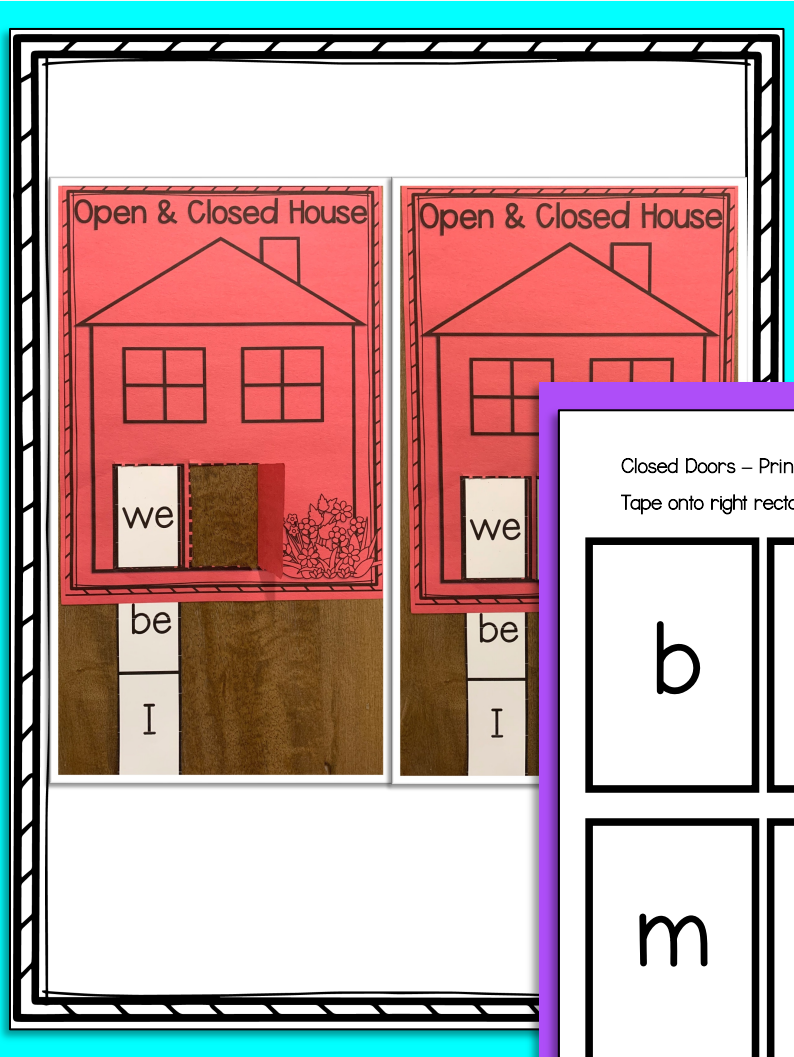
Coloring Open & Closed Syllables

Directions: Color the doors with open syllables red and the doors with closed syllables blue.

hip me met hem kit hi


Open & Closed Syllables House

Closed Door Strips & Open Door Strips



Closed Doors – Print on Construction Paper and Laminate
Tape onto right rectangle to be the closed door and make the house closed

b	d	f	g
m	n	p	s



Open Door Strips – Print on Construction Paper and Laminate
Feed through the left rectangle to be the open syllable

so	we	he
hi	be	me
go	I	he

The letters that can be used with most of the open syllable words are t (can be used with 7 of the open syllable words) and d (can be used with 5 of the open syllable words)

Last, Write Down Each Words' Syllables

@ Liddle Minds

Name _____

Write the Syllables

Directions: Read the word and write down its syllables. Then color in the "o" if the syllable is open and "c" if it's closed.

Word	Syllable 1	Syllable 2
1. cactus	<input type="checkbox"/> o <input type="checkbox"/> c	<input type="checkbox"/> o <input type="checkbox"/> c
2. begin	<input type="checkbox"/> o <input type="checkbox"/> c	<input type="checkbox"/> o <input type="checkbox"/> c
3. napkin	<input type="checkbox"/> o <input type="checkbox"/> c	<input type="checkbox"/> o <input type="checkbox"/> c
4. upset	<input type="checkbox"/> o <input type="checkbox"/> c	<input type="checkbox"/> o <input type="checkbox"/> c
5. hippo	<input type="checkbox"/> o <input type="checkbox"/> c	<input type="checkbox"/> o <input type="checkbox"/> c
6. acorn	<input type="checkbox"/> o <input type="checkbox"/> c	<input type="checkbox"/> o <input type="checkbox"/> c
7. laptop	<input type="checkbox"/> o <input type="checkbox"/> c	<input type="checkbox"/> o <input type="checkbox"/> c
8. donut	<input type="checkbox"/> o <input type="checkbox"/> c	<input type="checkbox"/> o <input type="checkbox"/> c
9. kitten	<input type="checkbox"/> o <input type="checkbox"/> c	<input type="checkbox"/> o <input type="checkbox"/> c
10. baby	<input type="checkbox"/> o <input type="checkbox"/> c	<input type="checkbox"/> o <input type="checkbox"/> c

Name _____

Write the Syllables

Directions: Read the word and write down its syllables. Then color in the "o" if the syllable is open and "c" if it's closed.

Word	Syllable 1	Syllable 2
1. hotel	<input type="checkbox"/> o <input type="checkbox"/> c	<input type="checkbox"/> o <input type="checkbox"/> c
2. jumbo	<input type="checkbox"/> o <input type="checkbox"/> c	<input type="checkbox"/> o <input type="checkbox"/> c
3. cabin	<input type="checkbox"/> o <input type="checkbox"/> c	<input type="checkbox"/> o <input type="checkbox"/> c
4. tiger	<input type="checkbox"/> o <input type="checkbox"/> c	<input type="checkbox"/> o <input type="checkbox"/> c
5. item	<input type="checkbox"/> o <input type="checkbox"/> c	<input type="checkbox"/> o <input type="checkbox"/> c
6. sunset	<input type="checkbox"/> o <input type="checkbox"/> c	<input type="checkbox"/> o <input type="checkbox"/> c
7. music	<input type="checkbox"/> o <input type="checkbox"/> c	<input type="checkbox"/> o <input type="checkbox"/> c
8. seven	<input type="checkbox"/> o <input type="checkbox"/> c	<input type="checkbox"/> o <input type="checkbox"/> c
9. mitten	<input type="checkbox"/> o <input type="checkbox"/> c	<input type="checkbox"/> o <input type="checkbox"/> c
10. event	<input type="checkbox"/> o <input type="checkbox"/> c	<input type="checkbox"/> o <input type="checkbox"/> c

Then identify if the syllables are open or closed!

Ready-to-Use & Answer Keys Provided



Name Answer Key

Coloring Open & Closed Syllables

Directions: Color the doors with open syllables red and the doors with closed syllables blue.

so	hip	me
he	me	
so	k	

Name Answer Key

Write the Syllables




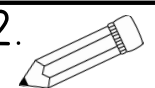



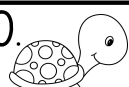







Directions: Read the word and write down its syllables. Then color in the "o" if the syllable is open and "c" if it's closed.

Word	Syllable 1	Syllable 2
leopard	leopard	
tus	o c	o c
gin	o c	o c
kin	o c	o c
set	o c	o c
po	o c	o c
corn	o c	o c
top	o c	o c
nut	o c	o c
ten	o c	o c
by	o c	o c

Name Answer Key

Count the Syllables

Directions: Write the number of syllables each word has in the box next to its picture.

1.  shark	1	8.  umbrella	3	15.  zebra	2
2.  pencil	2	9.  mouse	1	16.  octopus	3
3.  butterfly	3	10.  turtle	2	17.  fork	1
4.  cat	1	11.  volcano	3	18.  banana	3
5. 	1	12. 	1	19. 	1

Teachers Like You Said...

★★★★★ Teach Graphics says, "My students were very engaged with this resource! It really helped them as we worked on understanding syllables."

★★★★★ Kathy Walker says, "Great resource to have while teaching the Science of Reading."