

Number Sense Pack

@ Liddle Minds

Counting On

Directions: Start at the number provided and write the next 3 numbers.

6. (41) _____

23 _____

15 _____

39 _____

77 _____

50 _____

84 _____

Name _____

Fill in the Hundreds Chart

Directions: Fill in the missing numbers on the hundred chart.

1		3				8
				15	17	
21	22			26		
					38	39
				47		
				67		
					79	
				88		
						10
				107		109
				118		

Name _____

Word Form to Standard Form

Directions: Read the number in word form and write it in standard form.

Word Form	Standard Form
six	
thirty-seven	
seventeen	
fifty-nine	
one hundred six	
forty-five	
twenty-one	
sixty-two	
one hundred twenty	
eighty-eight	

Word Form	Standard Form
fifty-seven	
ninety-six	
Sixty-four	
ninety-one	
one hundred ten	
twenty-three	
eighty-two	
forty-one	
one hundred thirteen	
thirty-five	

Scroll to See
What's Inside!

8 Worksheets
to Practice 1st
Grade Number
Sense!

@ Liddle Minds

1st Grade Number Sense Made Easy!

You'll love being able to see exactly where your students are at in the learning process!

- Do they know how to count from 1 to 120?
- Do they know how to write from 1 to 120?
- Can they start at any random number and count on?
- Can they count objects with a 1:1 ratio?
- Can they write the standard form when they hear the word form?

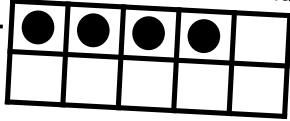
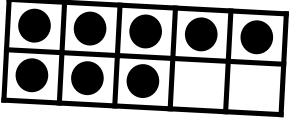
You'll see right away!

@ Liddle Minds

Name _____

Number Sense Review

Write the total amount of dots that are in the ten frame.

1.  2. 

Fill in the missing numbers.




3. 17, 18, _____, _____, 21, 22, _____, 24, _____

4. 62, _____, 64, _____, _____, 67, 68, _____, 70

Write the number in standard form.

5. one hundred twelve 6. fifty-seven 7. nineteen

Count the number of objects and write the total.

8.  9.  10. 

Fill in the missing numbers.

11.

104			107
	109		
		114	

12.

11			14

Practice Counting On/Filling In Missing Numbers on Charts

@ Liddle Minds

Fill in the Missing Numbers

Directions: Fill in the missing numbers on the different charts.

35		37	
	41		48
8		10	
	19		21
86		93	89
96			49
46		53	
	57		
106	112	113	119
67		69	
	73		80

Counting On

Directions: Start at the number provided and write the next 3 numbers.

1. 6	8. 41
2. 23	9. 62
3. 15	10. 93
4. 39	11. 3
5. 77	12. 56
6. 50	13. 39
7. 81	14. 68

in the Hundreds Chart

Directions: Fill in the missing numbers on the hundreds chart.

3				8	
		15		17	
22			26		20
	34				
	43	45		47	38 39
		55			
			66 67		60
	74				
83		85		88	79
		96			
	104		107		109
		116		118	











Practice Counting With a 1:1 Ratio

@ Liddle Minds

Name _____

Count the Objects

Directions: Count the objects in each box and write the number of objects on the line.


 _____	 _____
 _____	 _____
 _____	 _____
 _____	 _____
 _____	 _____

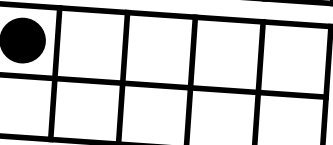
Name _____


Tens Frames Practice

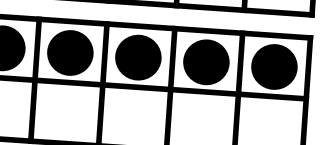
Directions: Count the dots and then write the number of dots there are on the line.

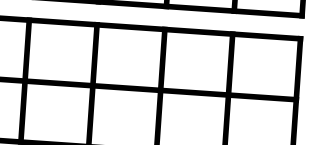
Count the dots

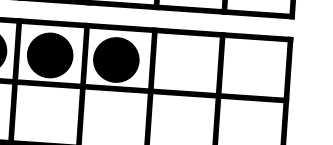
- 


- 

- 

- 


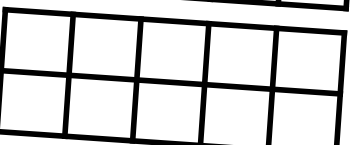
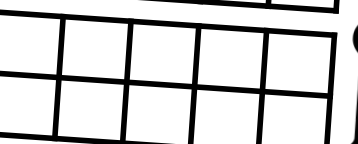
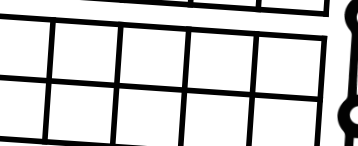
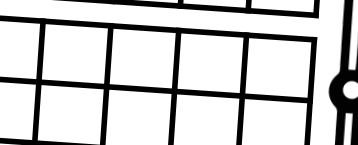
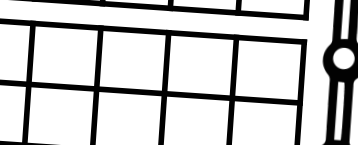

- 

- 

- 

Directions: Use the number provided to know how many dots to draw on the tens frame

Draw the dots

- 
8
- 
4
- 
10
- 
3
- 
7
- 
2
- 
7

101-120 Cut & Paste AND

@ Liddle Minds

Name _____

Numbers 101-120 Cut & Paste

101				105				109	
	112		114				117		

120	104	111	106	115	110	103
108	113	102	119	116	107	118

Name _____

Word Form to Standard Form

Directions: Read the number in word form and write it in standard form.

Word Form	Standard Form
six	
thirty-seven	
seventeen	
fifty-nine	
one hundred	
one hundred two	
one hundred twenty	
eighty-eight	
ninety-three	
twelve	
seventy-four	
thirty-nine	

Word Form	Standard Form
fifty-seven	
ninety-six	
Sixty-four	
ninety-one	
one hundred ten	
twenty-three	
eighty-two	
forty-one	
one hundred thirteen	
thirty-five	
two	
seventy-nine	
sixteen	
forty-seven	

Word Form to Standard Form

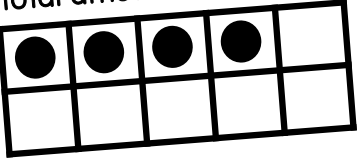
BONUS: Number Sense Review Worksheet

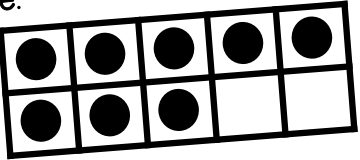
@ Liddle Minds

Name _____

Number Sense Review

Write the total amount of dots that are in the ten frame.

1. _____ 

2. _____ 

Fill in the missing numbers.


3. 17, 18, _____, _____, 21, 22, _____, 24, _____


4. 62, _____, 64, _____, _____, 67, 68, _____, 70


Write the number in standard form.

5. one hundred twelve 6. fifty-seven 7. nineteen

Count the number of objects and write the total.

8.  _____

9.  _____

10.  _____

Fill in the missing numbers.

11	104		107
----	-----	--	-----







- 1st grade Number Sense Unit Review with problems from all the other worksheets in the bundle:
- Tens Frame Practice
 - Filling in Missing numbers/Counting On
 - Word Form to Standard Form
 - Counting Objects

Ready-to-Use & Answer Keys Provided

Name Answer Key

Count the Objects

Directions: Count the objects in each box.

	<u>19</u>
	<u>11</u>
	<u>16</u>
	<u>33</u>
	<u>25</u>
	<u>4</u>

Name Answer Key

Counting On

Directions: Start at the number provided and write the next 3 numbers.

1. <u>6</u> <u>7</u> <u>8</u> <u>9</u>	8. <u>41</u> <u>42</u> <u>43</u> <u>44</u>
2. <u>23</u> <u>24</u> <u>25</u> <u>26</u>	9. <u>62</u> <u>63</u> <u>64</u> <u>65</u>
3. <u>15</u> <u>16</u> <u>17</u> <u>18</u>	10. <u>93</u> <u>94</u> <u>95</u> <u>96</u>
4. <u>39</u> <u>40</u> <u>41</u> <u>42</u>	11. <u>3</u> <u>4</u> <u>5</u> <u>6</u>
5. <u>77</u> <u>78</u> <u>79</u> <u>80</u>	12. <u>56</u> <u>57</u> <u>58</u> <u>59</u>

Name Answer Key

Fill in the Missing Number

Directions: Fill in the missing numbers on the different charts.

35	36	37	38	39
		42	43	44
		47	48	49

10	11	12
15	16	17
20	21	22

88	89	90
93	94	95
98	99	100

48	49	50
53	54	55
58	59	60

108	109	110
113	114	115
118	119	120

69	70	71
74	75	76