

2 Halloween-Themed Math Worksheets

© Liddle Minds

Name _____


Spooky Add & Sub Riddle

Directions: Solve each equation. Write the letter on the line with the matching answer.

u. $8 + 7$ v. $16 - 4$ t. $6 - 5$ b. $3 + 7$ w. $10 - 2$
 d. $9 + 9$ o. $12 + 1$ h. $14 - 7$ y. $13 + 3$
 e. $2 - 2$ i. $10 + 4$ n. $8 - 5$ c. $11 + 9$

Why don't skeletons like parties?

T 7 0 16 7 15 12 0
 3 13 10 13 18 16 T 13
 18 15 3 20 0 8 14 T 7



Addition & Subtraction Riddle Worksheet

Name _____


Best Trick-or-Treating Sweet Data & Graphing

Sweet	Tally Marks	Total
Chocolate Bar		
Candy		
Sucker		

	Trick-or-Treating Sweet											
Chocolate Bar												
Candy												
Sucker												

Which sweet did you choose? _____

- How many students like chocolate bars best? _____
- How many students like candy best? _____
- How many students like suckers best? _____
- Which sweet is liked by the most people? _____
- Which sweet is liked by the fewest people? _____
- There are fewer _____ than _____
- How many fewer? _____
- There are more _____ than _____
- How many more? _____
- How many people voted for candy and suckers? _____
- How many people voted about _____ sweet? _____



Data & Graphing Worksheet

4 Halloween-Themed L.A. Worksheets

Name _____

Witch Adjectives

Directions: Write an adjective about the witch in each circle.



Name _____

Scary Sentence Endings


Directions: Write the correct punctuation mark at the end of each sentence.

1. Oh no, I see a spider crawling up my arm.

Name _____

Pumpkin Nouns & Verbs

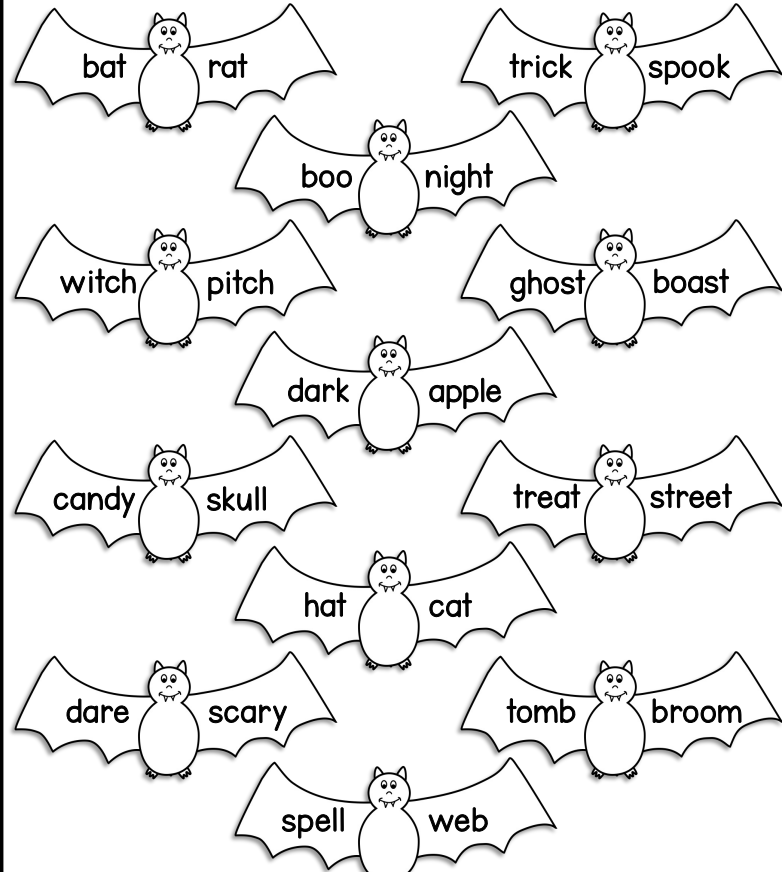
Directions: Color the pumpkins with nouns orange and with verbs yellow.



Name _____

Terrifying Rhyming

Directions: Color bats with rhyming words orange and non-rhyming words green.



3 Halloween-Themed Writing Prompts

Name _____

What I am going to do on Halloween...

Introductory Sentence:

First, _____

Next, _____


Last, _____

Concluding Sentence:





Name _____

How To Trick-or-Treat



Name _____

What My Teacher Should Be For Halloween



3 different formats for each prompt

5 Halloween-Themed Letter Writing Templates

Dear _____,



A purple-bordered letter writing template with a decorative spiderweb in the top right corner. It features a line for the recipient's name, followed by four horizontal lines for the message. An illustration of a witch holding a broom and a cat is positioned at the bottom left.

Dear _____,



A yellow-bordered letter writing template with a decorative spiderweb in the top right corner. It features a line for the recipient's name, followed by four horizontal lines for the message. An illustration of a 'Trick or Treat' bag is positioned at the bottom left.

Dear _____,



A green-bordered letter writing template with a decorative spiderweb in the top right corner. It features a line for the recipient's name, followed by four horizontal lines for the message. An illustration of two ghosts is positioned at the bottom left.

Dear _____,



A purple-bordered letter writing template with a decorative spiderweb in the top right corner. It features a line for the recipient's name, followed by four horizontal lines for the message. An illustration of two pumpkins is positioned at the bottom left.

Dear _____,



A yellow-bordered letter writing template with a decorative spiderweb in the top right corner. It features a line for the recipient's name, followed by four horizontal lines for the message. An illustration of Frankenstein and a bat is positioned at the bottom left.

2 Halloween-Themed Venn Diagrams

Compare & Contrast

Witch

Frankenstein

Witch

Frankenstein

Compare & Contrast

Trick-or-Treat Bucket

Jack o' Lantern

Trick-or-Treat Bucket

Jack o' Lantern

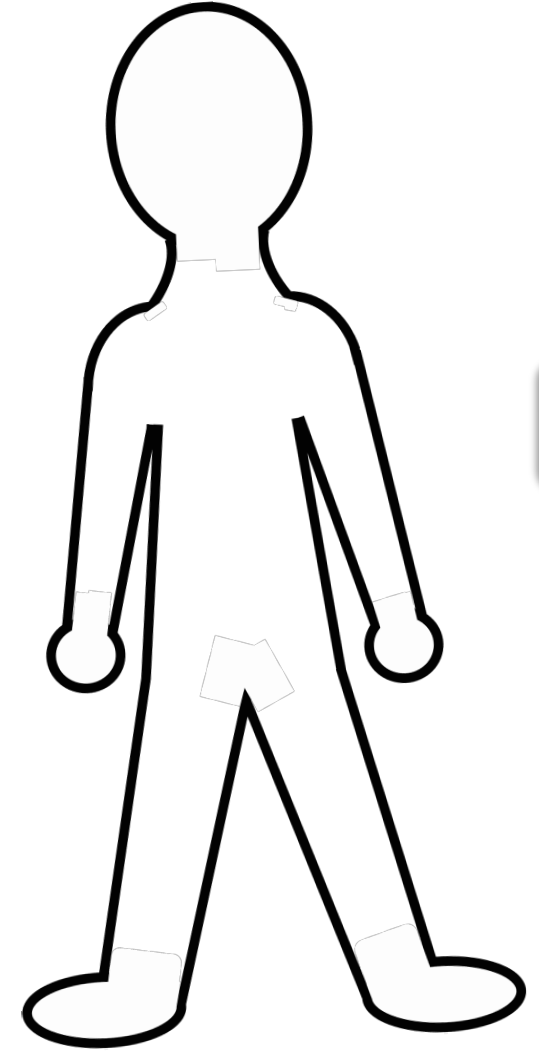
2 different formats for each Venn Diagram

1 Halloween-Themed Art Worksheet & 1 Poetry Worksheet

@ Little Minds

Name _____

How I Look On Halloween



Color yourself how you dressed up for Halloween

Halloween acrostic poem

Name _____

Halloween Acrostic

H _____

A _____

L _____

L _____

O _____

W _____

E _____

E _____

N _____



2 Halloween-Themed Puzzles


@ Liddle Minds

Name _____

Creepy Crossword

WORD BANK

- trick or treat
- costume
- witch
- ghost
- candy
- spider
- bat
- pumpkin
- mummy
- October
- vampire
- party
- howl
- web



DOWN:

- What you get when trick or treating
- Floating spirit
- Insect with eight legs
- Orange vegetable you can carve
- Person who casts spells

ACROSS:

- What you say if you want candy
- What you wear on Halloween
- Fun thing you have in class on Halloween
- What spiders make to catch food
- Person with fangs
- Sound werewolves make

Halloween Crossword Puzzle with Halloween words

Halloween Word Search with Halloween words

Name _____

SPOOKY WORD SEARCH

W	R	T	G	B	N	U	Y	O	P	M	G
Q	O	C	T	O	B	E	R	Z	V	X	H
W	C	B	N	F	G	J	H	M	A	Y	O
I	E	S	R	P	A	R	T	Y	M	L	S
P	U	N	C	V	N	Z	P	L	T		
C	Y		S	Q	R	T	G	I	S	J	
H	C		A	N	D	Y	Y	R	P	I	
B	O	K	M	C	V	F	J	W	E	I	T
H	S	Y	P	U	M	P	K	I	N	D	G
F	T	B	H	A	U	N	T	E	D	E	M
W	U	R	C	X	N	H	U	P	O	R	P
B	M	V	B	R	E	F	J	A	S	O	
A	E	D	M	A	G	I	C	W	T		
T	W	C	B	T	Y	R	G	E	A		
D	M	U	M	M	Y	R	J	B	K		

WORD BANK

ghost October pumpkin mummy costume



Ready-to-Use & Answer Keys Provided

Name Answer Key

Creepy Crossword

WORD BANK

- trick or treat
- costume
- witch
- ghost
- candy
- spider
- bat
- pumpkin
- mummy
- October
- vampire
- party
- howl
- web

DOWN:

- What you get when trick or treating
- Floating spirit
- Insect with eight legs
- Orange vegetable you can
- Person who casts spells

1. T R I C K O R T R E A T

2. G H

2. C O

3. S

3. P A R T

I

D

5. V A

4. W E B

R

1. C

N

D

Y

Name Answer Key

Scary Sentence Endings

Directions: Write the correct punctuation mark at the end of each sentence.

- Oh no, I see a spider crawling up my arm !
- I am going to dress up as a witch for Halloween .
- I am so excited to go trick-or-treating !

of candy did you get last night ?

ing up as for Halloween ?

pire on Halloween .

was so scary that I screamed !


ns last night .

ing trick-or-treating ?

es at the Halloween party .

dark !

sts ?



Name Answer Key

Spooky Add & Sub Riddle

Directions: Solve each equation. Write the letter on the line with the matching answer.

a. $8 + 7 = 15$	v. $16 - 4 = 12$	t. $6 - 5 = 1$	b. $3 + 7 = 10$	w. $10 - 2 = 8$
d. $9 + 9 = 18$	o. $12 + 1 = 13$	h. $14 - 7 = 7$	y. $13 + 3 = 16$	
e. $2 - 2 = 0$	i. $10 + 4 = 14$	n. $8 - 5 = 3$	c. $11 + 9 = 20$	