



The Ultimate Guide to the USPS Form 1583

All the details you need to know to get started with your virtual mailbox.

Contents:

1. [What is the USPS Form 1583?](#)
2. [Where do I get a copy of the new USPS Form 1583?](#)
3. [Updated USPS Form 1583 \(April 2023\)](#)
4. [What is a Commercial Mail Receiving Agency \(CMRA\)?](#)
5. [What Do I Need to Complete the USPS Form 1583?](#)
6. [Can I Have My USPS Form 1583 Verified At My Local Virtual Mailbox Facility?](#)
7. [How Do I Complete the USPS Form 1583?](#)
8. [USPS Form 1583 FAQs](#)
9. [What is the Fastest and Least Expensive Way To Complete Your USPS Form 1583?](#)

1. What is the USPS Form 1583?

The USPS Form 1583, also known as the Application for Delivery of Mail Through an Agent form, is a document that authorizes a [Commercial Mail Receiving Agency \(CMRA\)](#) to handle and receive mail on a customer's behalf.

Any person or company that wants to rent a private mailbox (PMB), like a [virtual mailbox](#), must fill out and submit the USPS Form 1583. The United States Postal Service keeps the form on file to track the identity of those who use an address if a bad actor uses it for illegal purposes.

2. Where do I get a copy of the new USPS Form 1583?

You can download the new USPS Form 1583 from the USPS website: [new USPS Form 1583 \(as of April 2023\)](#).

The form is free to download. However, you will need to pay a fee when you have it notarized before you submit it to the CMRA.

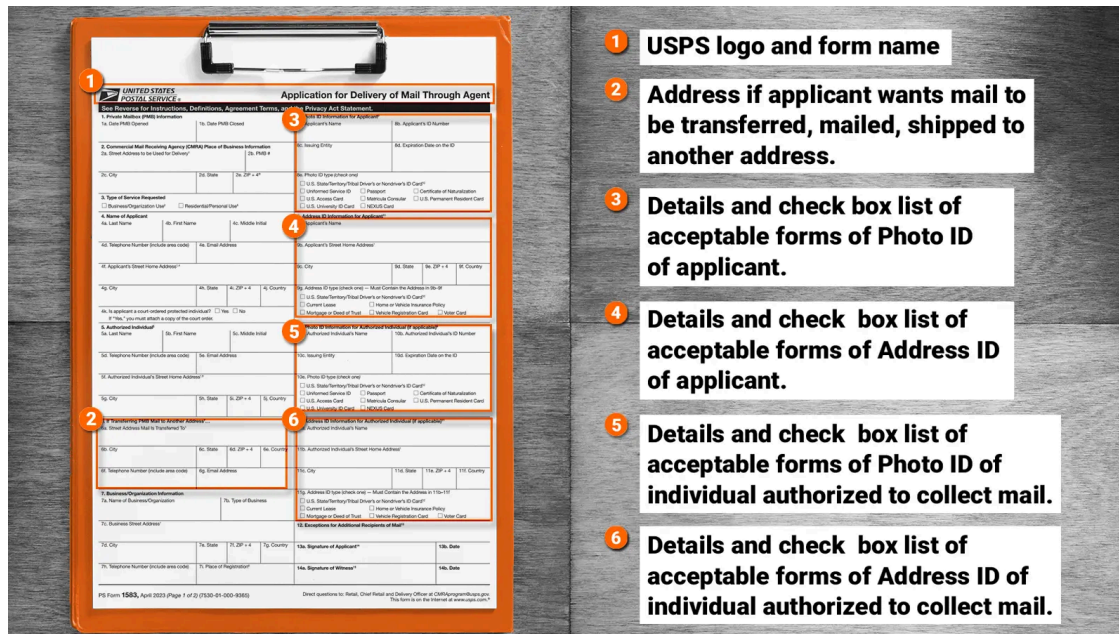


The new form makes it easier for Commercial Mail Receiving Agencies to process the application and information of their PMB customers digitally.

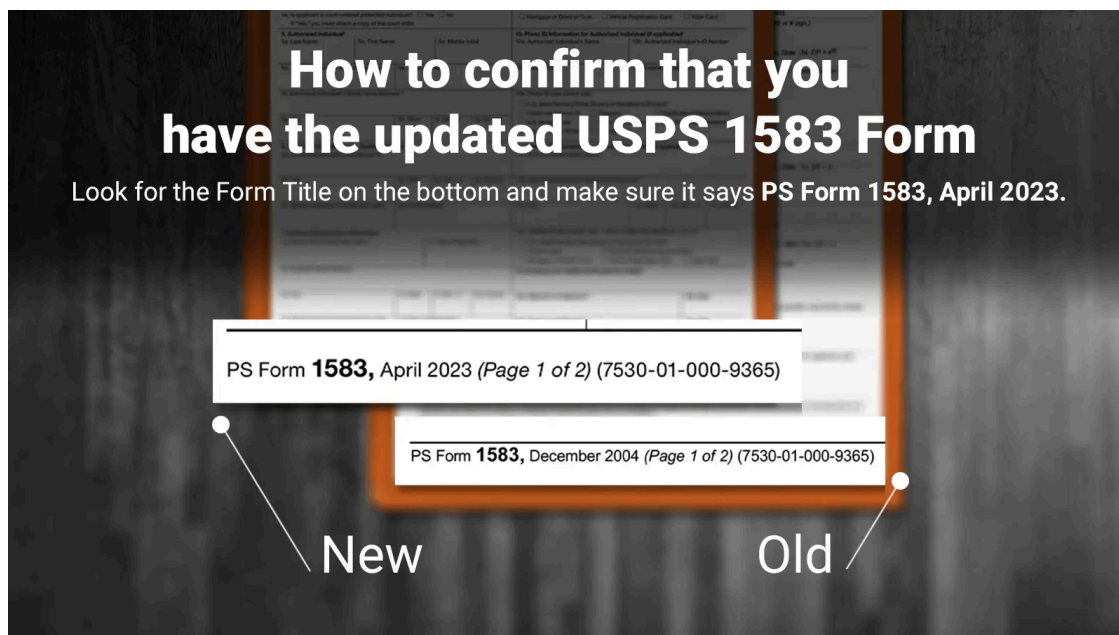
New Old

[illegible]

Prepared by DigitalMailboxPro 5/27/2025



Changes to the old USPS 1583 Form include the addition of the USPS logo and form name, checkbox options for IDs, and the general order of the questions.



The bottom label of the new USPS Form 1583 states 'April 2023'.

4. What is a Commercial Mail Receiving Agency or CMRA?

CMRAs are mail and parcel operators, printing centers, coworking facilities, and any private company responsible for running and managing mail operations on behalf of individuals and businesses, separate from the United States Postal Service (USPS). CMRAs can receive larger packages in addition to standard mail. Many businesses opt for this type of mailing address for several reasons.

Depending on the location, it can be convenient for them, particularly if they receive a significant volume of physical packages. Moreover, the availability of digital capabilities to sort and view mail from a browser or app, especially when a virtual option is provided, can save time.

Is it safe to authorize a CMRA to open my mail?

Yes, it is safe to trust CMRAs with your mail. The USPS has rules and regulations that govern CMRAs.

The USPS Form 1583 ensures that the post office has a record of your application and enrollment for a Private Mailbox, and that CMRA is authorized to handle your mail. It enables them to keep track of the identities of anyone who uses a particular address.

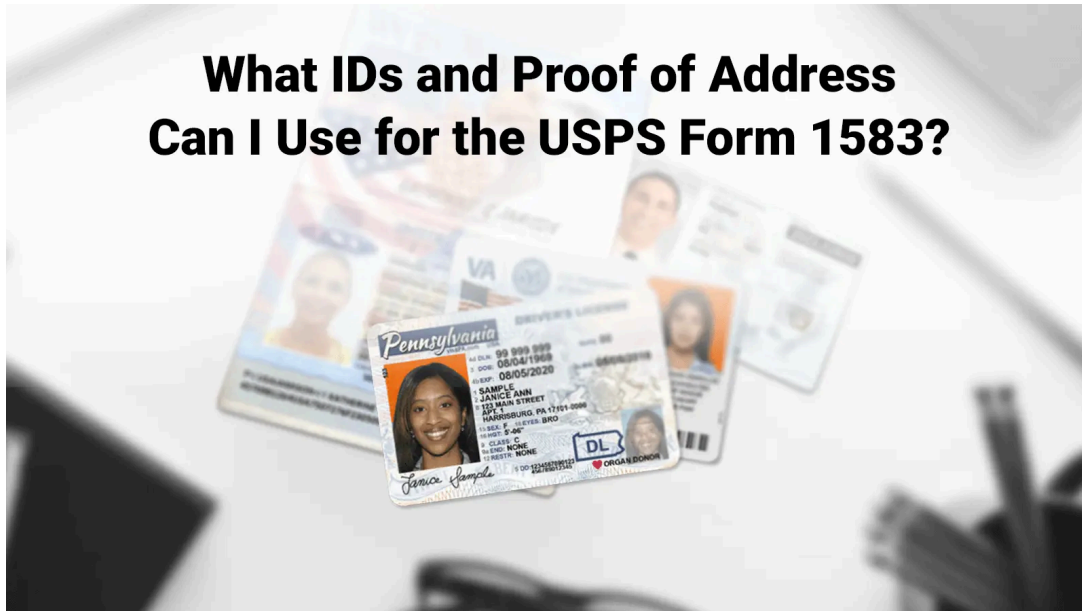
5. What Do I Need to Complete the USPS Form 1583?

You will need two forms of identification: a photo ID and an address ID. You must also have the form verified by the CMRA facility operator or notarized by a notary public in your area or online before submitting it to the CMRA.

In Bethlehem, PA, the facility operator and his staff members can verify and upload your paperwork to the system for final approval, providing a cost savings over online notarization and ensuring high accuracy, as they perform these USPS 1583 reviews for their clients on a weekly basis.



What IDs and Proof of Address Can I Use for the USPS Form 1583?



Examples of accepted identification cards for USPS Form 1583 verification

You must provide two (2) forms of identification— at least one primary photo ID and a secondary form of ID that verifies your current address.

The following primary forms of **photo identification** are acceptable:

- U.S. Government I.D.: This may be federal, state, or tribal-issued and can include a
 - State-issued driver's license
 - Non-driver's identification card
 - Uniformed Service ID card
 - U.S. Access Card
 - U.S. permanent resident or other identification card issued by U.S. Citizenship and Immigration Services
 - U.S. Certificate of Naturalization
 - An identification card issued by a federally or state-recognized tribal nation.

- Passport
 - This can be a U.S. passport, a U.S. passport card, or a foreign passport.
- Matricula Consular (Mexico)
 - This is an identification card issued by the Government of Mexico through its consulate offices to Mexican nationals residing outside Mexico.
- NEXUS (Canada)
 - This is a trusted traveler and expedited border control program operated by the Canada Border Services Agency and U.S. Customs and Border Protection. To be accepted, the NEXUS card must contain an identification number.
- U.S. University Identification
 - This can be a public or private U.S. university identification card.

The following forms of **address identification** are acceptable:

- An additional primary form of ID (with an address)
- Current lease
- Mortgage or deed of trust
- Voter card
- Vehicle registration card
- Home or vehicle insurance policy

The following forms of identification **are NOT** acceptable:

- Social Security cards
- Birth certificates
- Credit cards
- Corporate identification card
- Utility bill

[Continued on the next Page](#) - Can I Have the USPS Form 1583 Verified at My Local Virtual Mailbox Facility?



6. Can I Have My USPS Form 1583 Verified At My Local Virtual Mailbox Facility?



In-Person verification of the USPS Form 1583 is secure and convenient, and allows mailbox renters to process their application accurately and faster.

Yes, verifying your identity In-Person through our Facility Agent is an excellent option at [Digital Mailbox Pro](#). We highly recommend opting for this In-Person option due to its accuracy and cost-saving advantages.

Our trusted facility agent at [Digital Mailbox Pro](#) in Bethlehem, PA, has an excellent track record and offers reduced processing fees when you subscribe directly on their signup website.

[DigitalMailboxPro Direct Sign Up Link](#)

(<https://digitalmailboxpro.anytimemailbox.com/signup>)

They can verify you within 30 minutes of scheduling your signup appointment, ensure your paperwork is correctly filled out the first time, and submit your completed form on your behalf.

The cost for an In-Person or Zoom Video call is \$15.00 and can be ordered here:

[DigitalMailboxPro Direct In-Person Scheduler Calendar](#)

(<https://lc.digitalmailboxpro.com/widget/bookings/usps1583-verification>)

To contact your Mail Facility Operator in Bethlehem, PA, several options:

Email: operations@digitalmailboxpro.com

Text: 610-686-8464

Direct: 610-686-8464

7. How Do I Complete the USPS Form 1583?

Here is the step-by-step guide on how to complete the updated USPS Form 1583. The numbers correspond to the boxes in the form.

Section #1 – Private Mailbox (PMB) Information

- A. This should state the date the mailbox was opened (*the date of signup*)
- B. This section can be left blank

Section #2 – Commercial Mail Receiving Agency (CMRA) Place of Business Information

This section should state the address & mailbox number of the virtual mailbox that you intend to use (*the address of the mailbox location you signed up for*)

Section #3 – Type of Service Requested

You will need to mark this depending on the purpose of the mailbox and whether you intend to use it for personal or business use.

Note: If the business box is marked, the business section (Section 7) must also be completed.



Section #4 – Name of Application & Address

- A. Your Last Name (*surname*)
- B. Your First Name (*forename*)
- C. Your Middle Initial (*if applicable*)
- D. Your Contact Telephone Number
- E. Your Contact Email Address
- F. Your Street Home Address (*first line of address*)
- G. City
- H. State
- I. Zip code
- J. Country
- K. You will need to check 'Yes' if you are a court-ordered protected individual who has an existing order of protection or restraining order. Otherwise, you must check 'No' (*if you check Yes, you will need to present a copy of the court order*)

Section #5 – Authorized Individual

- A. Authorized Individuals Last Name (*surname*)
- B. Authorized Individuals First Name (*forename*)
- C. Authorized Individuals Middle Initial (*if applicable*)
- D. Authorized Individuals Contact Telephone Number
- E. Authorized Individuals Contact Email Address
- F. Authorized Individuals Street Home Address (*first line of address*)
- G. City
- H. State
- I. Zip Code
- J. County

Note: The home address stated here cannot be a P.O. Box or mailbox address. It must be a residential address.

Section #6 – If Transferring PMB Mail to Another Address

- A. Street Address Mail Is Transferred To (*first line of address*)
- B. City
- C. State



- D. Zip Code
- E. Country
- F. Contact Telephone Number
- G. Email Address

Section #7 – Business/Organization Information

This section must be filled out if section 3 of the form states the type of service is requested for business/organization use.

(you intend to use the mailbox for business purposes).

- A. Name of Business/Organization
- B. Type of Business
- C. Business Street Address *(first line of address)*
- D. City
- E. State
- F. Zip Code
- G. Country
- H. Contact Telephone Number *(for the business)*
- I. Place of Registration *(if the business is new or has not been registered yet, please use N/A in this section)*

Note: The business address stated here cannot be the virtual mailbox address you are currently signing up for. It must be your current business address; if there is no business address, use your current home address.

Section #8 – Photo ID Information for Applicant

- A. Your Name *(as stated on the ID)*
- B. Applicant ID Number *(ID number stated on the ID)*
- C. Issuing Entity
- D. Expiration Date on the ID
- E. Photo ID Type *(You will need to check which one of the IDs you are presenting)*



Section #9 – Address ID Information for Applicant

- A. Your Name (*as stated on the ID*)
- B. Applicant Street Home Address (*first line of address*)
- C. City
- D. State
- E. Zip Code
- F. Country
- G. Address ID Type (*You will need to check which one of the IDs you are presenting*)

Note: You cannot present the same ID for both sections of the form (sections 8 & 9).

Section #10 – Photo ID Information for Authorized Individual (*if applicable*)

If you are adding an authorized individual to collect your mail from the mailbox location on your behalf, they must be present during the notary session with you and verify their identity. You can leave this section blank if you are not adding an authorized individual.

- A. Authorized Individual Name (*as stated on the ID*)
- B. Authorized Individuals ID Number (*ID number stated on the ID*)
- C. Issuing Entity
- D. Expiration Date on the ID
- E. Photo ID Type (*You will need to check which one of the IDs they are presenting*)

Section #11- Address ID Information for Authorized Individual (*if applicable*)

If you are adding an authorized individual to collect your mail from the mailbox location on your behalf, they must be present during the notary session with you and verify their identity. You can leave this section blank if you are not adding an authorized individual.

- A. Authorized Individual Name (*as stated on the ID*)
- B. Authorized Individuals Street Home Address (*first line of address*)
- C. City
- D. State
- E. Zip Code
- F. Country



- G. Address ID Type (*You will need to check which one of the IDs they are presenting*)

Note: The Authorized Individual cannot present the same ID for Sections 10 and 11 of the form.

Section #12 – Exceptions for Additional Recipients of Mail

This section is used if you would like/need to add other recipients to receive mail items at the mailbox under their own name.

- For Business/Organization Use:
 - List all members who will be receiving mail at this PMB
 - Each person listed must be able to present two forms of valid ID to the Postal Service upon request
- For Residential/Individual Use:
 - A parent or guardian may receive mail for a minor by listing the minor's name
 - The minor's ID is not required

Section #13 – Signature of Applicant

- A. Signature of Applicant (*signed during the notary session*)
- B. Date (*date it was signed*)

Note: This must be signed ONLY during the notary session.

Section #14 – Signature of Witness

- A. Signature of Witness
- B. Date

Note: This section will be signed by the CMRA virtual mailbox facility owner, an authorized employee of the CMRA, or the legal notary personnel during the notary session.

[Continued on the next](#) page - USPS Form 1583 FAQs



8. USPS Form 1583 FAQs

Do I need to renew the USPS Form 1583 regularly?

No, you will only be required to complete a new USPS Form 1583 if there are any changes to the information you provided. For instance, if any Photo IDs or Address IDs you initially submitted have expired, you must submit a new USPS Form 1583 (or, if the USPS changes the regulations around Form 1583).

Is my mailbox by the U.S. Postal Service or by a private company?

In essence, your mail will be directed to a CMRA, a private entity approved by the USPS to handle such services. The CMRA assumes the responsibility of adhering to the applicable rules and regulations and obtaining the necessary forms from USPS to facilitate the service.

How does HIPAA security work with a virtual mailbox?

We have some HIPAA-compliant operators, but not all of them are. If that is important to you, we recommend checking with us first and your company's policies before opening a virtual mailbox account.

Do many people use mail delivery through an agent? How long has this type of service been around?

The USPS Form 1583 has been in use for over 20 years.

Virtual mailboxes have become increasingly common over the past decade due to the convenience of the service and the freedom it offers. There are many reasons consumers are turning to virtual mailboxes. Some examples are:

- Individuals starting companies or engaging in side jobs
- Families who want to keep their home address safe
- Travelers, expats, and digital nomads



- Freelancers and remote workers
- Those with multiple businesses
- Members of the military

Is Form 1583 the same as a mail forwarding form?

No, the USPS Form 1583 is different from the USPS mail forwarding form. It is not a forwarding document, and the CMRA operator will not forward any mail on your behalf.

Form 1583 strictly permits the CMRA to receive mail on your behalf at the address of the chosen virtual mailbox facility.

To have USPS forward your mail to your new virtual mailbox, you must complete a separate Change of Address form. You can download the form here: [Official USPS® Change of Address](#).

Is the USPS Form 1583 Required to Open a Virtual Mailbox?

The USPS Form 1583 is essential for setting up a virtual mailbox in the United States. We have streamlined the process for domestic and international applicants by offering an option to have the form notarized directly from their computers. All you need is a webcam or a smartphone that supports video calls, as well as the necessary identification documents.

Digital Mailbox Pro operates 24/7, enabling you to apply for and obtain your digital mailbox within minutes. For further information:

Email: operations@digitalmailboxpro.com or text 610-686-8464.

How do I obtain the USPS Form 1583 for an Anytime Mailbox?

If you have an In-Person appointment with your mail center operator, they will provide the USPS Form 1583. Once verified, they will upload the Form and your IDs to your Anytime Mailbox portal for you.



Ask your local Facility operator to forward you a Pre-Populated USPS Form 1583 for your convenience in getting the paperwork started.

What is the Fastest and Least Expensive Way To Complete and Authorize Your USPS Form 1583?

Visit our online calendar to schedule an appointment.

👉 [DigitalMailboxPro Scheduling Calendar](#) 👉

For remote clients, whether out of town or residing in another state, or those unable to visit the location during our operating hours, we also offer a Zoom call option for online signature verification. To schedule an appointment, please visit our online calendar and pay a \$15.00 fee.

As a USPS Authorized Commercial Mail Receiving Agent for over seven years and counting, we take pride in accurately and professionally answering all your questions about the virtual mailbox option for receiving your U.S. mail.

We also provide services to these freely associated islands of the United States:

- American Samoa
- Guam
- Republic of the Marshall Islands
- Federated States of Micronesia
- Commonwealth of the Northern Mariana Islands
- Republic of Palau
- Puerto Rico
- U.S. Virgin Islands

And finally, there is the Online Notary option via Anytime Mailbox, which is convenient for \$25.00.

DigitalMailboxPro is an approved CMRA (Commercial Mail Receiving Agent) registered with the USPS Postal Service.

