
 Course	Course Outline	Equipment	Min student	Max student	Cost per student
<i>Private classes can be held for parties of 6 or more. Call the office for details. 304-229-8365</i>					
Barricades and Bounding (Pistol & Rifle)	<ul style="list-style-type: none"> • Tactics and techniques of utilizing barricades • Strong hand shooting • Support hand shooting • Mutual cover • Verbal and Non-verbal Communication • Target Identification • Tactical Awareness • Movements around barricades, one-man, two-man, team • Bounding / advancing forward, one-man, two-man, team • Bounding / moving to the rear, one-man, two-man, team 	<ul style="list-style-type: none"> • Pistol • Holster • Rifle • Sling • Magazines • 200 Pistol rounds • 450 Rifle rounds • Eye and ear protection 	4	8	\$299
Concealed Carry - Level I	<ul style="list-style-type: none"> • Considerations for use of deadly force • Safety rules • Holster considerations • Drawing from a holster • Drawing from concealment • Threat Identification (threat / non-threat) • Getting off of the X • Mandatory live fire exercises 	<ul style="list-style-type: none"> • Pistol • Sturdy belt • Holster • Magazines (2-3) • 150-200 Pistol rounds • Eye and ear protection 	4	12	\$249
Concealed Carry - Level II	<ul style="list-style-type: none"> • Target transitions • Review of shooting from alternate positions • Shooting on the move • Shooting threats with others present (Shoot/No-shoot/Shooting angle identification) • Cover vs. Concealment • Utilizing cover • Mandatory scenario based live fire exercises <li style="padding-left: 40px;">Checkpoint drill 	<ul style="list-style-type: none"> • Pistol • Sturdy belt • Holster • Magazines (2-3) • 300 - 400 Pistol rounds • Eye and ear protection 	4	12	\$249

 Course	Course Outline	Equipment	Min student	Max student	Cost per student
Close Quarters Battle / Room Clearing - Level I	Simulated munitions pistols will be used. Learn the fundamentals of room entry, clearing of single and multiple rooms, and clearing various hallway types. Level 1 utilizes one-person room clearing techniques. Once proficient with the room clearing techniques students will clear the house with marker rounds addressing shoot and no-shoot targets.	<ul style="list-style-type: none"> • Eye protection • All other equipment is provided/included 	4	8	\$299
Close Quarters Battle / Room Clearing - Level II	Simulated munitions pistols will be used. This course will introduce students to the fundamentals of room entry, clearing a single and multiple rooms, and clearing multiple hallway types using two-person room clearing techniques. Once proficient with the room clearing techniques students will clear the house with marker rounds addressing shoot and no-shoot targets.	<ul style="list-style-type: none"> • Eye protection • All other equipment is provided/included 	4	8	\$299
Close Quarters Battle / Room Clearing - Level III	Simulated munitions pistols will be used. This course will reinforce the skills of single-man and two-man room entry, clearing a single and multiple rooms, and clearing multiple hallway types. Students will be immersed into force-on-force scenarios	<ul style="list-style-type: none"> • Eye protection • All other equipment is provided/included 	4	8	\$349
Close Quarters Battle / Room Clearing - Level IV (by request only)	Simulated munitions pistols will be used. This course will reinforce the skills of clearing techniques and introduce students to low-light force-on-force scenarios	<ul style="list-style-type: none"> • Eye protection • All other equipment is provided/included 	4	8	\$399
Defensive Tactics & Combatives	<ul style="list-style-type: none"> • Blunt force trauma including kicks, punches, knee and elbow strikes. • Defense against stick attacks • Defense against chokes • Pistol and rifle disarms • Defense against knife attacks • Ground fighting 	<ul style="list-style-type: none"> • Eye protection • All other equipment is provided/included 	4	12	\$199




Course	Course Outline	Equipment	Min student	Max student	Cost per student
Extreme Close Quarters Shooting	<ul style="list-style-type: none"> • Addressing threats from 0-7 yards with multiple shots • Shooting from the supine position • Shooting while recovering from supine position • Shooting from around barricade to standing • Single and Multiple threats at extremely close range 	<ul style="list-style-type: none"> • Pistol • Holster • Mags • Eye and ear protection • 350 rounds. 	4	6	\$299
Firearms Care and Cleaning	<ul style="list-style-type: none"> • Deconstruction, and reassembly • Receive guidance on how to clean your firearm. • Hands on work cleaning your firearm 	Pistol or rifle	2	4	\$30
Low Light & No Light	<ul style="list-style-type: none"> • Human vision and body responses • Unaided reduced light shooting techniques • Principles of low light tactics • Use of weapon mounted light • Use of hand-held flashlight techniques (as well as pros and cons to both methods) • Target Acquisition and Identification • Reloading and clearing malfunctions • Using flashlights with cover • Tactical considerations and mindset 	Eye protection All other equipment is provided/included	4	8	\$199
Land Navigation	<ul style="list-style-type: none"> • Scales • Contour Intervals • Legends • Topo symbols • Colors • Terrain types • Grid coordinates 	Note taking materials. All other equipment is provided	6	8	\$149



Course	Course Outline	Equipment	Min student	Max student	Cost per student
Machine Gun - Level I (by request only, class minimum 3)	<ul style="list-style-type: none">• Clearing procedures• Loading procedures• Conditions of Carry• Zeroing sights• Principles of shooting• Accuracy drills focusing on site picture and trigger control• Emergency and tactical reloads• Target recognition• Malfunctions• Runaway Gun	Eye and ear protection. All other equipment is provided	3	6	\$499
Machine Gun - Level II (by request only, class minimum 3)	<ul style="list-style-type: none">• Review of basic machine gun fundamentals• Accuracy drills focusing on site picture and trigger control• Shooting from High ready• Shooting from low ready• Shooting from retracted gun (depressed muzzle)• Turning movements• Shooting while moving• Multiple threats engagement	Eye and ear protection. All other equipment is provided	3	6	\$699
Maryland Wear and Carry	<ul style="list-style-type: none">• MD Law• Reciprocity• Situational awareness, de-escalation• Home firearm safety• Basic firearm mechanics & operation• Ammunition• Live fire training• Bonus: Drawing from a holster instruction• MD qualification	Pistol Holster Sturdy belt Magazines (2 min, 3 ideal) Magazine pouches eye protection ear protection 200 - 250 round of ammo	4	8	\$249




Course	Course Outline	Equipment	Min student	Max student	Cost per student
MOS / Red Dot	<ul style="list-style-type: none"> • Shooting fundamentals • Identifying the mechanical offset • How to acquire the dot the dot efficiently • How to acquire the dot consistently • Speed progression • Alternate aiming options • Accuracy with one sight reference 	Pistol Holster Sturdy belt Magazines (2 min, 3 ideal) Magazine pouches eye protection ear protection 200 - 250 round of ammo	4	8	\$249
Pistol Safety	<ul style="list-style-type: none"> • First Time at the Range • What to Wear • Firearms Safety Rules • Firearms Etiquette • Other Good Habits • How a Pistol Functions • Basic Pistol Safety • Introduction of a Basic Pistol Stance • Understanding Proper Grip • Sight Picture and Sight Alignment • Trigger Pull • Practice fire with a simulated munitions or live fire 	Eye and ear protection. All other equipment is provided	4	8	\$75
Pistol - Level I	<ul style="list-style-type: none"> • Considerations for the use of deadly force • Pistol Action Types • Parts of a Pistol • Safe Gun Handling Rules • Dominant Eye • Proper Grip • Stance • Sight Alignment • Sight Picture • Trigger Reset • Follow Through • Reloads 	Pistol Holster Sturdy belt Magazines (2 min, 3 ideal) Magazine pouches eye protection ear protection 150 - 200 round of ammo	4	12	\$199

 Course	Course Outline	Equipment	Min student	Max student	Cost per student
Pistol - Level II	<ul style="list-style-type: none"> • Review of basic pistol fundamentals • Drawing from holster • Strong hand shooting • Support hand shooting • Multiple Threats (Transitions) • Shooting from alternate positions (kneeling, prone) 	Pistol Holster Sturdy belt Magazines (2 min, 3 ideal) Magazine pouches eye protection ear protection 200 - 250 round of ammo	4	12	\$249
Pistol - Level III	<ul style="list-style-type: none"> • Review of level II skills • Malfunctions • Shooting on the move • Strong hand shooting reloads • Strong hand malfunctions • Support hand shooting reloads • Support hand malfunctions • Shooting from alternate positions (seated) • Tactical awareness 	<ul style="list-style-type: none"> • Pistol • Holster • Sturdy belt • Magazines (2 min, 3 ideal) • Magazine pouches • Eye protection • Ear protection • 300 - 350 round of ammo 	4	12	\$299
Pistol - Level IV (by request only, class minimum 3)	<ul style="list-style-type: none"> • Review of level II and level III skills • Turns and pivots • Shooting while moving • Introduction to extreme close quarters shooting • Introduction to barricades • Introduction to shooting from a vehicle 	Pistol Holster Sturdy belt Magazines (2 min, 3 ideal) Magazine pouches eye protection ear protection 400 - 500 round of ammo	3	12	\$349



Course	Course Outline	Equipment	Min student	Max student	Cost per student
Carbine - Level I	<ul style="list-style-type: none">• Considerations for the use of deadly force• Rifle Fundamentals• Slings• Loading• Reloads (Emergency and Tactical)• Unloading• Sight Picture• Sight Alignment• Trigger Control• Zeroing the Rifle• Target Identification (Recognition)	<ul style="list-style-type: none">• Rifle• Slings• Rifle magazines (2 min, 3 ideal)• Magazine pouches• Pistol• Pistol mags (2)• Eye protection• Ear protection• 300 - 350 rounds of rifle ammo• 100 rounds of pistol ammo	4	12	\$249
Carbine - Level II	<ul style="list-style-type: none">• High Ready• Low Ready• Movement• Immediate action• Remedial action• Reloads• Transitions / Multiple Target Engagements• Retracted gun (depressed muzzle)• Kneeling• Prone	<ul style="list-style-type: none">• Rifle• Slings• Rifle magazines (2 min, 3 ideal)• Magazine pouches• Pistol• Pistol mags (2)• Eye protection• Ear protection• 300 - 350 rounds of rifle ammo• 100 rounds of pistol ammo	4	12	\$299

 Course	Course Outline	Equipment	Min student	Max student	Cost per student
Carbine - Level III	<ul style="list-style-type: none"> • Movement • Shooting While Moving • Contact shooting / Close quarters shooting • Strikes with Patrol Rifle • Pivots and Turns • Malfunctions • Reloading • Strong Hand • Strong Hand Malfunctions • Support Hand • Support Hand Malfunctions 	<ul style="list-style-type: none"> • Rifle • Sling • Rifle magazines (2 min, 3 ideal) • Magazine pouches • Pistol • Pistol mags (2) • Eye protection • Ear protection • 300 - 350 rounds of rifle ammo • 100 rounds of pistol ammo 	4	12	\$299
Carbine - Level IV (by request only, class minimum 3)	<ul style="list-style-type: none"> • Reloads: Tactical and Emergency • Tactical Awareness • Shooting from Center Mass • Dynamic Movement • Weapon Retention • Cover vs. Concealment • Shooting from cover • Shooting through ports • Shooting from the ground • Shooting from a vehicle 	<ul style="list-style-type: none"> • Rifle • Sling • Rifle magazines (2 min, 3 ideal) • Magazine pouches • Pistol • Pistol mags (2) • Eye protection • Ear protection • 400 - 450 rounds of rifle ammo • 100 rounds of pistol ammo 	3	12	\$349
Shooting from a Vehicle	<ul style="list-style-type: none"> • Cover / concealment • Getting off the X • Use of vehicle as a defensive weapon • Contact front • Contact left, right • Contact rear • Hard Point • Terminology 	Pistol Magazines Magazine holders Holster 350 rounds of ammo Eye and ear protection	4	6	\$299



Course	Course Outline	Equipment	Min student	Max student	Cost per student
Shotgun - 1	<ul style="list-style-type: none">• Safe use and handling of the shotgun• Ammunition types• Loading, reloads and clearing• Select loading• The fundamental of basic shooting techniques• Handling skills• Slug Zeroing• Buckshot patterning• Target identification• Shooting qualification	<ul style="list-style-type: none">• Shotgun• Sling (optional)• Eye protection• Ear protection• Pistol • Pistol-holster • Mag pouch• Pistol mags (min 2)• Eye and ear protection• Brimmed hat• 100 birdshot• 20 buck shot• 50 slugs• 50 pistol rounds	4	6	\$249