

TWO-POST LIFTS

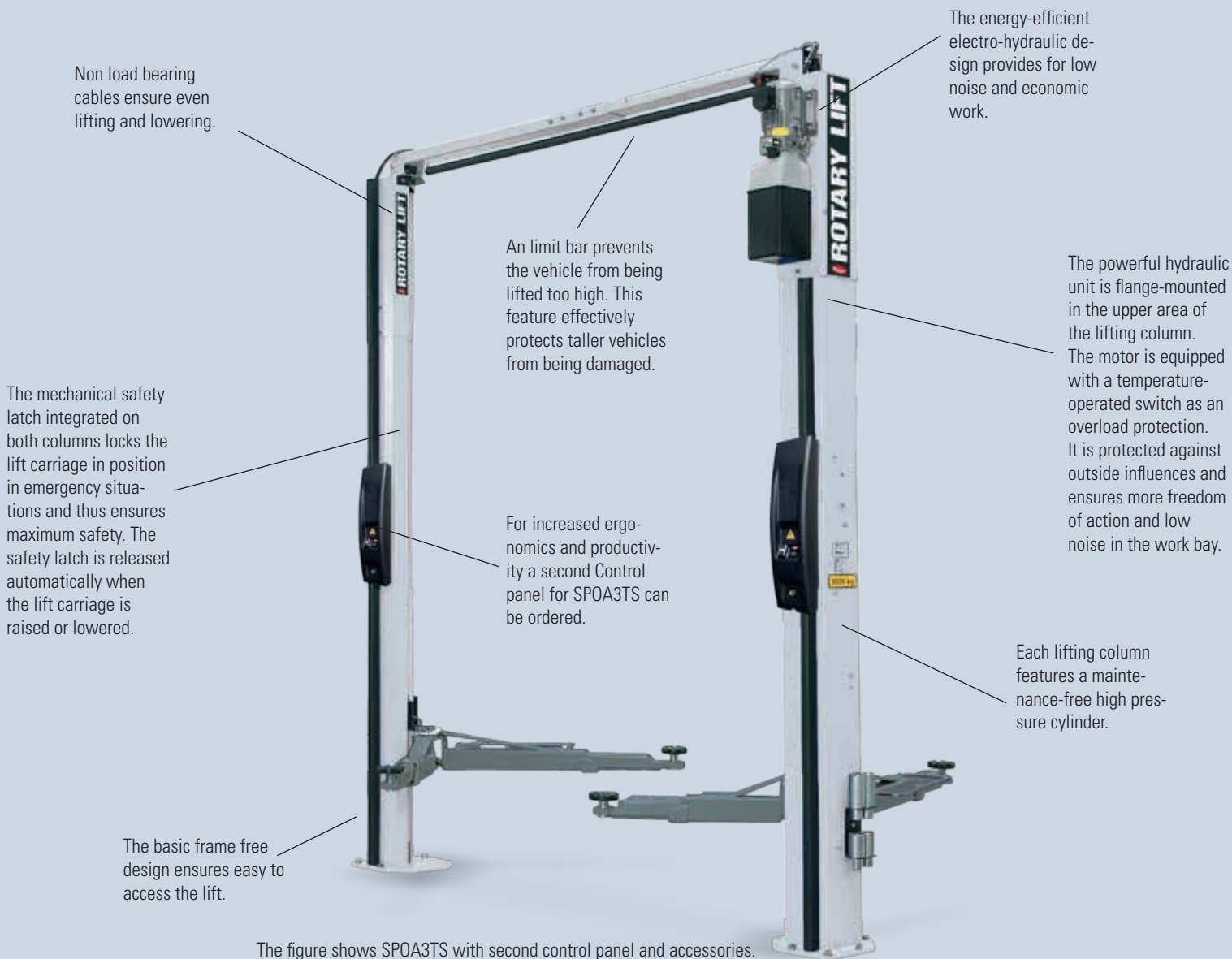
SPOA3T

SPO40/54/65



SPOA3T

THE SPOA3T 2-POST LIFTS OFFER MAXIMUM DRIVE-THROUGH CLEARANCE WITH MINIMUM EXTERNAL DIMENSIONS. THE ASYMMETRICAL DESIGN OF THE POSTS AND SUPPORTING ARMS ALSO PROVIDES A SPACIOUS PICK-UP AREA.



DETAILS

The asymmetrical design of the posts and supporting arms also provides a spacious pick-up area.

The supporting arms are automatically locked in position during the lifting operation. Once the lift has been completely lowered, this interlock is automatically released. The very narrow spacing between the locking positions and a manual unlocking function enhance the ease of use.

CONTROLLER VERSIONS

Manual control

- Conventional operation using one hand
- Manual lock release.

Electrical control

- Single-hand operating unit on both lifting columns possible.
- Electrically triggered safety latches.
- Lifting and lowering with pushbuttons.
- Integrated 220 V connection and prepared for compressed air connection at 2nd panel (SOA3TS)



Model:		Supporting arms Asymmetric SPOA3TM-5	Supporting arms Asymmetric SPOA3TS-5
Capacity		3500 kg	3500 kg
A. Stroke		1957 mm	1957 mm
B. Overall height EH1 Overall height EH2		3865 mm	3865 mm
		4170 mm	4170 mm
C. Overall width		3000 mm	3000 mm
D. Drive through clearance		2336 mm	2336 mm
E. Switchoff level EH1 Switchoff level EH2		3760 mm	3760 mm
		4065 mm	4065 mm
F. Support bracket length on the front min.		550 mm	550 mm
G. Support bracket length on the front max.		1106 mm	1106 mm
H. Support bracket length on the rear min.		876 mm	876 mm
I. Support bracket length on the rear max.		1472 mm	1472 mm
J. Rotary plate height min.		94 mm	94 mm
K. Rotary plate height max.		154 mm	154 mm
M. Column spacing, interior dimension		2560 mm	2560 mm
Motor performance		4,0 kW	4,0 kW
Electrical connection (3 phases)		400 V, 50 Hz	400 V, 50 Hz
Lifting time		30 sec.	30 sec.
Required ceiling height EH1		3920 mm	3920 mm
Required ceiling height EH2		4230 mm	4230 mm


- M** Manual control
S Electrical control

The asymmetrical construction combined with the design of the supporting arms provides good door clearance – either in front of or behind the lifting post.



ACCESSORIES

Support kit for delivery trucks/vans
(4 x U-support), Article No. FJ6173



Vehicle security for rotary plate
with 120 mm diameter,
Article No. FS6353-1



Rotary adaptor extension kit for pas-
senger cars (4 x 89 mm, 4 x 127 mm),
Article No. FJ6199



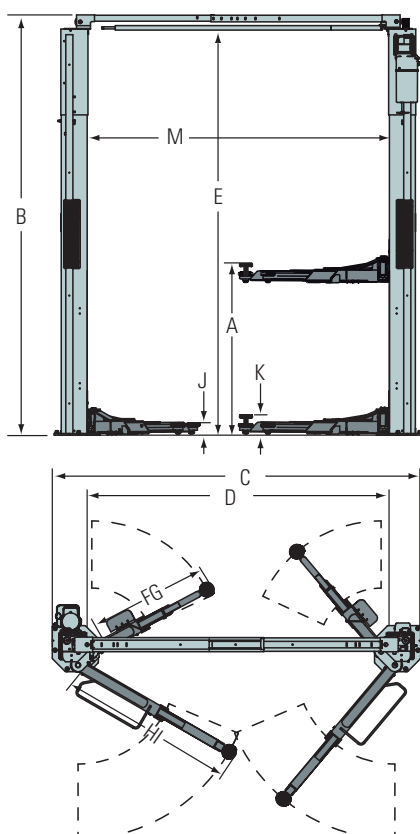
Tool storage trays, magnetic,
Article No. FA5921



New manual control options for 3 t
lift SPOA3TM

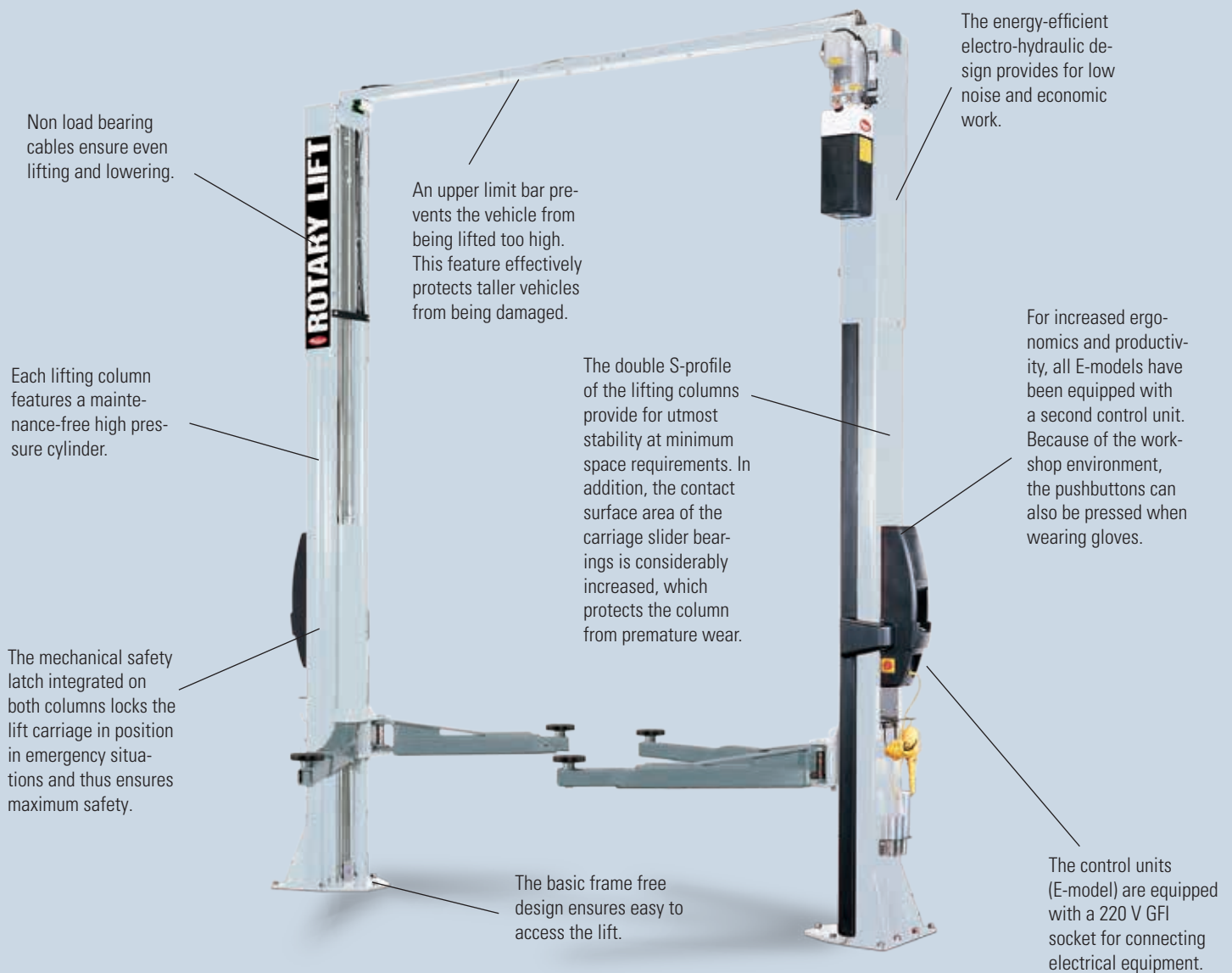


Sports car supporting arm (4 x 3-stage)



SPOA40, SP040

ELECTRO-HYDRAULIC TWO-POST LIFTS OF THE SPO SERIES CAN BE TAILORED PERFECTLY TO FIT THE APPLICATION AND CAN BE COMBINED WITH UP TO THREE DIFFERENT COLUMN HEIGHTS. THERE ARE ONE MANUAL AND ONE ELECTRICAL CONTROLLER VERSIONS TO CHOOSE FROM.



The figure shows SPO40E with optional accessories.

DETAILS

The supporting arms are automatically locked in position during the lifting operation. Once the lift has been completely lowered, this interlock is automatically released. The very narrow spacing between the locking positions and a manual unlocking function enhance the ease of use.



The powerful hydraulic unit is flange-mounted in the upper area of the lifting column. The motor is equipped with a temperature-operated switch as an overload protection. It is protected against outside influences and ensures more freedom of action and low noise in the work bay.



CONTROLLER VERSIONS

Manual control

- Conventional operation using two hands
- Manual lock release.



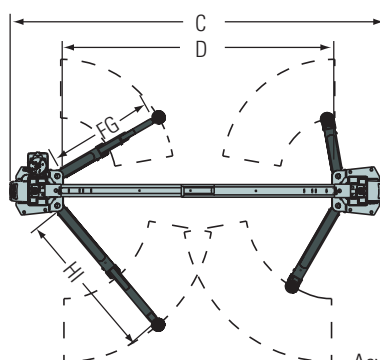
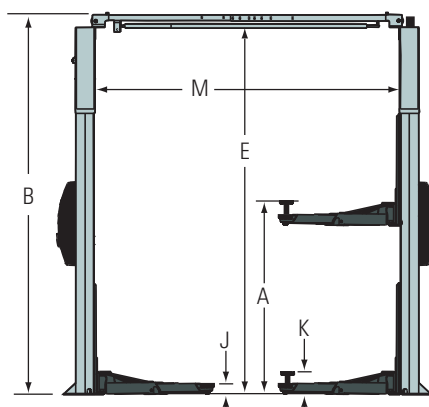
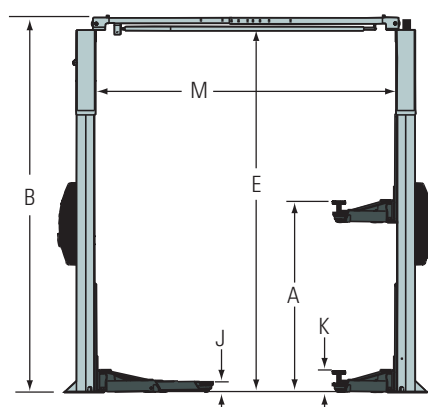
Electrical control

- Single-hand operating unit on both lifting columns.
- Electrically triggered safety latches.
- Lifting and lowering with pushbuttons, one control unit with integrated 220 V connection, and the other panel prepared for compressed air connection.

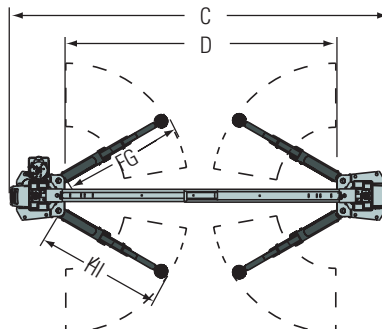


Model:	Supporting arms Asymmetric SPOA40M-5	Supporting arms Asymmetric SPOA40E-5	Supporting arms Symmetric SPO40M-5	Supporting arms Symmetric SPO40E-5
Capacity	4500 kg	4500 kg	4500 kg	4500 kg
A. Stroke	1957 mm	1957 mm	1979 mm	1979 mm
B. Overall height EH1	3865 mm	3865 mm	3865 mm	3865 mm
Overall height EH2	4170 mm	4170 mm	4170 mm	4170 mm
Overall height EH4	-	-	4780 mm	4780 mm
C. Overall width (Outside of base plate)	3440 mm	3440 mm	3496 mm	3496 mm
D. Drive through clearance	2546 mm	2546 mm	2590 mm	2590 mm
Switchoff level EH1	3760 mm	3760 mm	3760 mm	3760 mm
E. Switchoff level EH2	4065 mm	4065 mm	4065 mm	4065 mm
Switchoff level EH4	-	-	4675 mm	4675 mm
F. Support bracket length on the front min.	550 mm	550 mm	700 mm	700 mm
G. Support bracket length on the front max.	1106 mm	1106 mm	1500 mm	1500 mm
H. Support bracket length on the rear min.	876 mm	876 mm	700 mm	700 mm
I. Support bracket length on the rear max.	1472 mm	1472 mm	1500 mm	1500 mm
J. Rotary plate height min.	94 mm	94 mm	109 mm	109 mm
K. Rotary plate height max.	154 mm	154 mm	179 mm	179 mm
M. Column spacing, interior dimension	2825 mm	2825 mm	2908 mm	2908 mm
Motor performance	4 kW	4 kW	4 kW	4 kW
Electrical connection (3 phases)	230/400 V, 50 Hz	400 V, 50 Hz	230/400 V, 50 Hz	400 V, 50 Hz
Lifting time	30 sec.	30 sec.	30 sec.	30 sec.
Required ceiling height EH1	33920 mm	3920 mm	3920 mm	3920 mm
Required ceiling height EH2	4230 mm	4230 mm	4230 mm	4230 mm
Required ceiling height EH4	-	-	4840 mm	4840 mm

M Manual control
E Electrical control



Asymmetric



Symmetric

ACCESSORIES

Rotary adaptor extension kit for passenger cars (4 x 89 mm, 4 x 127 mm), Article No. FJ7880BK




Rotary adaptor extension kit for delivery trucks/vans (4 x 200 mm), Article No. FJ6172



Vehicle security for rotary plate with 120 mm diameter, Article No. FS6353-1



Support kit for delivery trucks/vans (4 x U-support), Article No. FJ6173

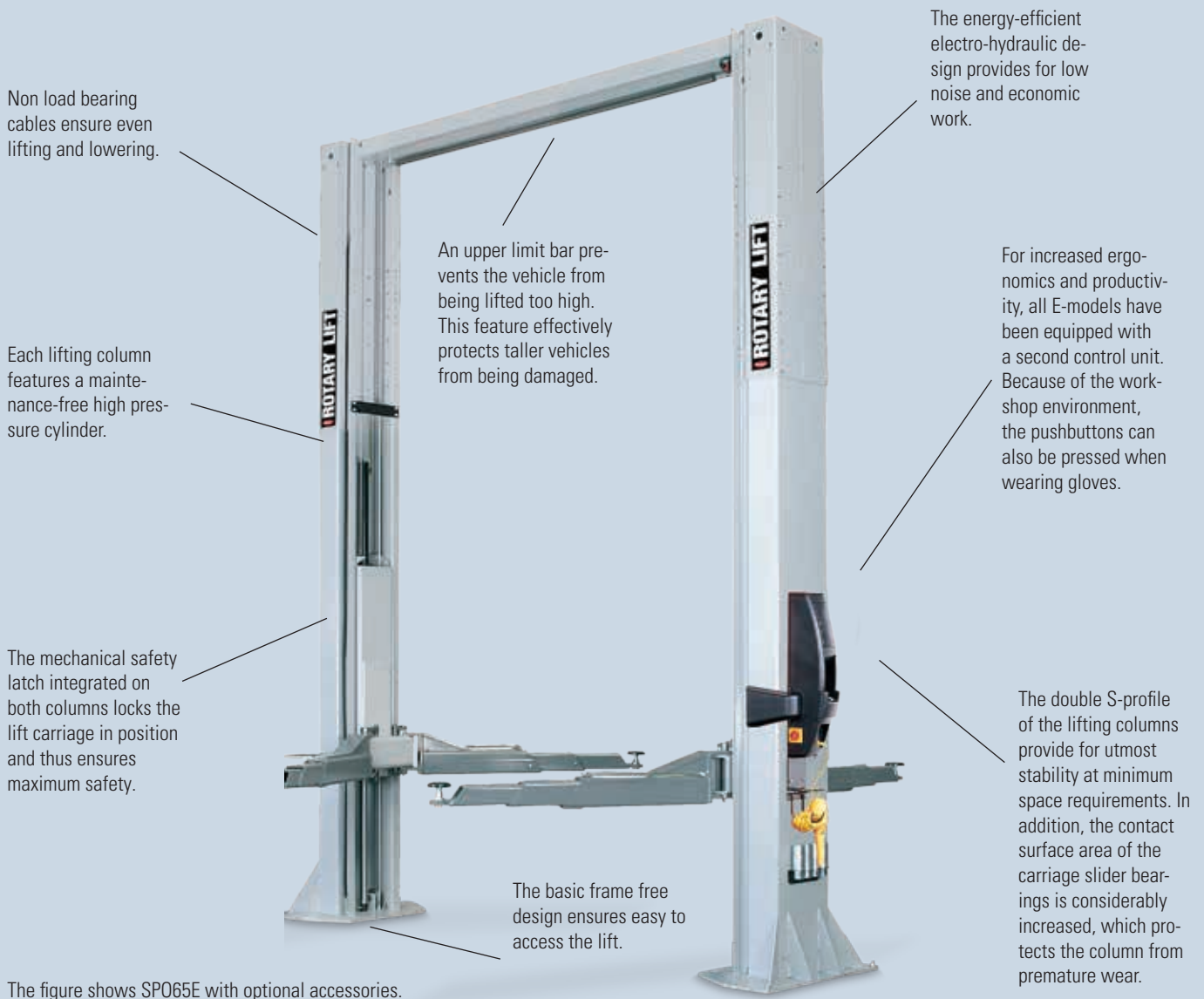


Sports car supporting arm (4 x 3-stage)



SP054, SP065

ON ACCOUNT OF THEIR HIGH LOAD BEARING CAPACITY THE SP054 AND THE NEW SP065 ARE ESPECIALLY SUITABLE FOR LIGHT-DUTY COMMERCIAL VEHICLES – THE SP065 ESPECIALLY FOR VEHICLES WITH A LONG WHEELBASE (E.G. MERCEDES-BENZ SPRINTER AND VOLKSWAGEN CRAFTER). THE SP054/SP065 ARE EQUIPPED WITH TWO CONTROLLING UNITS.



DETAILS

The lift carriage bearings are made of self-lubricating and absolutely maintenance-free Tivar® 1000 polyethylene. Two characteristics that help reduce operating expenses considerably.

The supporting arms are automatically locked in position during the lifting operation. Once the lift has been completely lowered, this interlock is automatically released. The very narrow spacing between the locking positions and a manual unlocking function enhance the ease of use.

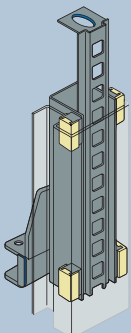
CONTROLLER VERSIONS

Manual control

- Conventional operation using two hands
- Manual lock release.

Electrical control

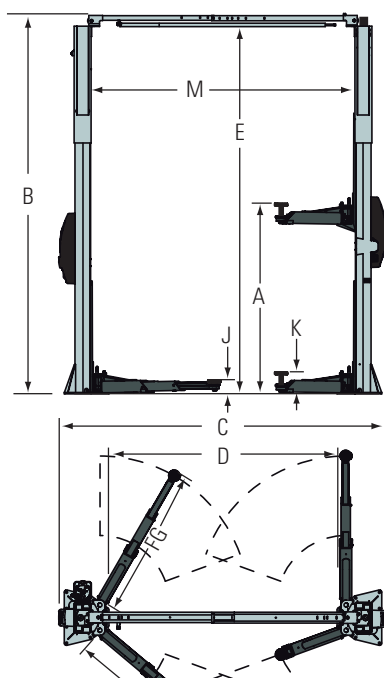
- Single-hand operating unit on both lifting columns.
- Electrically controlled safety latches (SP065 pneumatically).
- Sensitive pushbuttons.
- Integrated 220 V connection, prepared for connecting compressed air.



Model:	Supporting arms Symmetric SP054E	Supporting arms Symmetric SP065E-LWB
Capacity	5000 kg	6500 kg
A. Stroke	1989 mm	2005 mm
B. Overall height	4170 mm	4546-5004 mm*
EH1	4475 mm	-
EH2	4780 mm	-
C. Overall width (Outside of base plate)	3496 mm	3937 mm
D. Drive through clearance	2613 mm	2687 mm
Switchoff level	4065 mm	4436-4894 mm*
E. EH1	4360 mm	-
EH2	4675 mm	-
F. Support bracket length on the front min.	765 mm	935 mm
G. Support bracket length on the front max.	1640 mm	1901 mm
H. Support bracket length on the rear min.	765 mm	935 mm
I. Support bracket length on the rear max.	1640 mm	1901 mm
J. Rotary plate height min.	119 mm	115 mm
K. Rotary plate height max.	189 mm	175 mm
M. Column spacing, interior dimension	2915 mm	3058 mm
Motor performance	3 kW	3 kW
Electrical connection (3 phases)	230/400 V, 50 Hz	230/400 V, 50 Hz
Lifting time	60 sec.	60 sec.
Required ceiling height	4230 mm	4700-5150 mm*
EH1	4530 mm	-
EH2	4840 mm	-

M Manual control
E Electrical control

* can be adjusted every 150 mm



Rotary adaptor extension kit for passenger cars (4 x 89 mm, 4 x 127 mm), SP054 Article No. FJ7880BK



Rotary adaptor extension kit for delivery trucks/vans (4 x 200 mm), SP054 Article No. FJ6172



Turntable Set for SP065 (4 pieces), Art. No. FJ6217MB



ACCESSORIES

Support kit for Sprinter/Crafter (2 pieces) behind, SP054 Art. No. FJ6215MB, SP065 Art. No FJ6215MB + 2x 115684




Vehicle security for rotary plate with 120 mm diameter (2 pieces), Article No. FS6353-1



Support kit for Sprinter/Crafter (2 pieces) front, SP054 Art. No. FJ6216



Support kit for delivery trucks/vans (4 x U-support), SP054 Article No. FJ6173

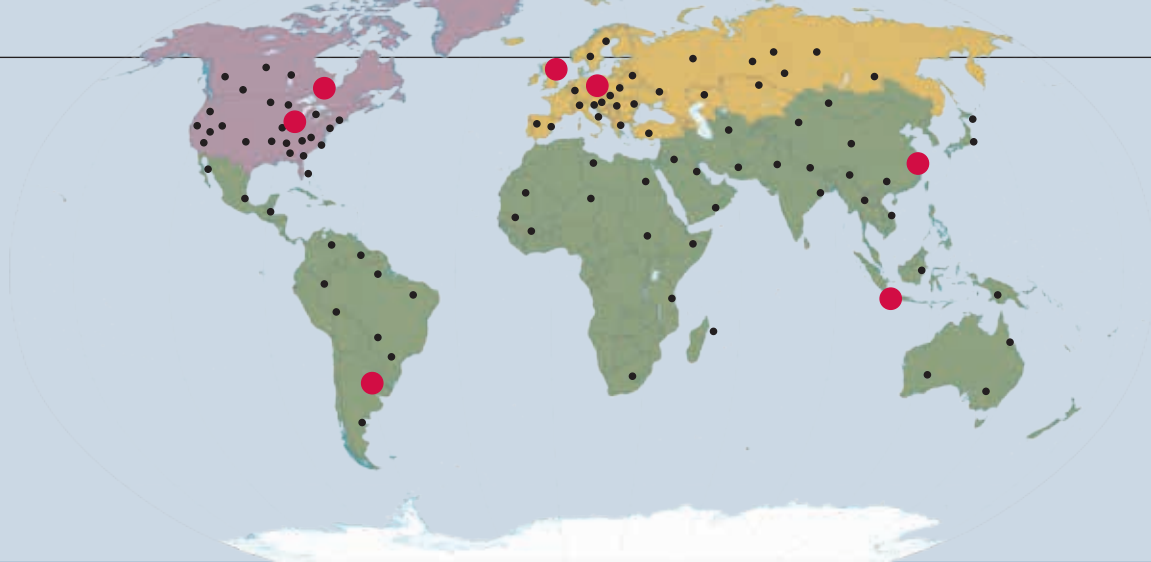


Support kit for Sprinter/Crafter (2 pieces) front, SP065 Art. Nr. FJ6216MB



Supporting arm extension SP054, 300mm, Article No. AE-300





LOOK LOCAL - ACT GLOBAL

WE ACT WITH FOCUS ON OUR CUSTOMERS AND THEIR REQUIREMENTS. LOCAL SUBSIDIARIES WORLDWIDE PERMIT US TO DO SO, AND AT THE SAME TIME, OFFER A HIGH DEGREE OF PRODUCT FLEXIBILITY.

Rotary Lift's story of success started in 1924. Inspired by a barber chair rising in the air, company founder Peter Lunati developed the world's first vehicle lift. The lift could rotate. This design made it possible for vehicles to drive on and off the lift in forward gear. An important argument considering the frequent problem of reversing at that time. The patent for the lift was granted on September 1, 1925 and Rotary Lift – the company – was born.

Over 75 years later, Rotary Lift has grown to become the world leader in vehicle lift productivity. Apart from the headquarters in Madison, Indiana (USA) and the European Control Center in Bräunlingen, Germany, numerous global subsidiaries attend to the desires and requirements of our customers.

With this unique network, Rotary Lift has the opportunity of analyzing and recognizing market trends at an early stage and of applying that knowledge to generate global standards. Worldwide product releases of numerous vehicle manufacturers emphasize this approach.



Headquarter
Madison, IN USA

European Control Center
Bräunlingen, Germany

Rotatable
One of the first lifts of Rotary Lift



BlitzRotary GmbH
Hüfanger Straße 55
D-78199 Bräunlingen
A **DOVER** COMPANY

Fon +49.771.9233.0
Fax +49.771.9233.99
info@blitzrotary.com
www.blitzrotary.com

USA: +1.812.273.1622 (Headquarter)
Canada: +1.905.812.9920
United Kingdom: +44.178.747.7711
AustralAsia: +60.3.7660.0285

Latin America/Caribbean: +1.812.273.1622
Middle East/Northern Africa: +49.771.9233.0
Southern Africa: 1.812.273.1622
Brazil: +55.11.4534.1995

