

NOTES and ACTIVITIES

Robin Adolphs Jenny James

Revised 2019

BUTTERNUT

The Pile Up

Revised Notes and Activities published by Butternut Books 2019

Copyright © Robin Adolphs 2019

All rights reserved.

The notes and activities in this publication are free to download and may be reproduced for educational purposes.

They are not to be used, reproduced, recorded, stored in a retrieval system or sold in part or as a whole for commercial purposes.

Formatting of notes and activities by Jenny James

www.jennyjamesdesigns.com

www.RobinAdolphs.com

www.butternutbooks.com

The Pile Up *Contents*

Notes (with references to Activities) *Page*

Discussion Ideas

Knowledge and Literal Understanding	1
Inferential and Critical Thinking	1-2

Literacy Skills

Word Building	1
Vocabulary	2
Grammar	2
Comprehension	2
Writing	2
Literature/Media	2

Cross Curricular

Maths	3
Science	3
Art/Craft	3
Special Events	3

Activity No.

1. Rhyming Words / Changing sentences - retaining meaning	4
2. Wordsearch	5
3. Mystery Word	6
4-5. Sequencing Order of Events - sentences to match illustrations	7-8
6. Comprehension - missing words	9
7. Comprehension - cloze	10
8. Build a Scooter Jigsaw	11
9. Dot to Dot - 1 to 20 - scooter rider	12
10. Dot to Dot - 1 to 20 - skateboard rider	13
11. Dot to Dot - 1 to 20 - scooter and skateboard rider	14
12. Dot to Dot - 1 to 100	15
13. Colour by Number	16
14. JigsawPuzzle	17
15. Maze	18
16. Finish the Picture - using dots and a grid	19
17. Finish the Picture - using a grid	20
18. Bike Tyre Trundle Wheel	21
19. Who's the Winner? - a folding illusion	22
20. Colouring-in - Bertie's brother winning the race	23
21. Colouring-in - Bertie's brother on his tricycle	24
22. The Pile Up Christmas Wordsearch	25

Notes

The Pile Up

by Robin Adolphs illustrated by Trevor Salter

Note: Some of these activities require adult supervision.

Discussion Ideas

Knowledge and Literal Understanding

- Children playing outside, exercising and having fun.
- Safety – What should the children be wearing to protect themselves? Look at the illustrations to see if they are wearing all the protective gear they need.
- Is it easy to see how many characters are in the story? Why not? The illustrator intentionally crowds the racers together to give a sense of chaos and jostling for position.
- What were the children riding? Can you think of anything else they could have used in the race? e.g. roller blades, skates, pedal car, unicycle. Discuss differences.
- Page 8: Where did the racers line up? Page 19: Did they line up properly?
- Pages 12 and 14: What were the markers the racers had to look for?
- Page 20: What happened to Bill?
- Page 22: What happened to Susie?
- Page 38: Who won the race and why was he able to win?

Inferential and Critical Thinking

- Do you think 6:00pm was a good time to start the race? Yes or no. Why?
- If Bertie's brother had not won the race, which racer do you think would have won? Why?
- The author uses rhythm and rhyme. How does this help the reader/audience when reading/listening to this racing story? Find the rhyming words and near rhymes in the story. (see Word Building/Rhyming Words)
- This is a make-believe story. Would you join in a race like this? Yes or no. Why?
- Page 19: When the racers are lined up at the start, why is there a 'FINISH' sign? Discuss how a race course design can have the finish line at the same place as the start line. e.g. circuit road, cul-de-sac or reaching a marker and coming back. (see Comprehension/map)

Literacy Skills

Word Building

- Word Endings – adding 'ing': 1. dropping 'e' – *racing, coming, riding* 2. double the last letter – *cutting, skidding* 3. just add 'ing' – *pushing, bumping, messing, turning, going, reaching*
- Rhyming Words – *dinner/winner, curves/swerves, Harker/marker, can/van, scooter/hooter, row/go, fall/wall, dress/mess, clear/gear, race/pace/face, pack/stack, tangled/mangled, fine/line (activity 1)* note: others are near rhymes
- Compound Words - *skateboard, driveway, everyone*

Vocabulary

- High Frequency Words – *a, and, are, as, get, have, he, his, in, it, no, on, out, the, to, up, you, your*
- Text Vocabulary – wordsearch (**activity 2**)
- Interest Words – ‘racing’ words – *skateboard, bike, scooter, tricycle, trike, racing, race, swerve, spin out, skid, shove, bump, dangerous, ready-set-go, fast, curve, riding, top gear, pace, stack*
- Alliteration – page 34:
Bikes, boards and bodies, Twisted and tangled. Arms, legs and bike parts, Mashed up and mangled.
Whole class write a ‘racing’ sentence using ‘r’ words. e.g. *Ricky rode his racer around and around the roundabout.*
Examine Tongue Twisters. Children use their own name in a sentence. e.g. *Lovely Lily likes licking little lollies.* (see Writing)
- Draw a bicycle, skateboard or scooter and label its parts. (see Writing)

Grammar

- Naming words – nouns – Mystery Word (**activity 3**)
- Contractions – *we’re, we’ll, won’t, it’s, they’re, he’s, she’s, who’s, can’t, he’ll, where’s*
note: also words where ‘is’ or ‘has’ are missing. e.g. *winner’s, everyone’s, Bill’s, Susie’s*

Comprehension

- Sequence order of events –
Make a map of the race course and add markers on the course. This could be turned into a board game by adding numbered squares. OR - Design your own race course.
Use cut and paste pictures and/or sentences. (**activities 4 and 5**)
Missing Words and Cloze – comprehension (**activities 6 and 7**)

Writing

- Write Tongue Twisters. (see Alliteration)
- Design a poster to advertise the race.
- Label parts of a bicycle, scooter (**activity 8**) or skateboard. (see Vocabulary)
- You were winning the race and Bertie’s brother beats you. Write about the last moments of the race and how you felt when you saw him cross the line. Here are some story starters to help you:
I had just turned the corner and pulled clear on my bike when
My scooter was reaching top gear and I could see the finish line when

Literature/Media

- Read non-fiction texts and research bicycles, scooters, skateboarding and racing.
- Compare other fiction texts e.g. *Sally Jean, the Bicycle Queen* by Cari Best (4+), *Marta and the Bicycle* by Germano Zullo (4+)
- Read *Mulga Bill’s Bicycle* by Banjo Paterson – ballad/poem written in 1896. Examine the vocabulary, rhythm/rhyme and ‘olden days’ differences.

Cross Curricular

Maths

- Dot to Dot – numbers 1 to 20 (**activities 9, 10 and 11**) – numbers 1 to 100 (**activity 12**)
- Colour by Number – numbers to twelve and basic colours including the use of dark and light. (activity 13)
- Jigsaw – using cut and paste skills, spatial awareness and visual discrimination. (**activity 14**)
- Maze – spatial awareness and visual discrimination. (**activity 15**)
- Finish the Picture – using symmetry and a grid to finish the missing half of a picture. (**activities 16 and 17**)
- Make a Bike Tyre Trundle Wheel – using measurement and construction skills and following instructions. (**activity 18**)
- Sequencing numbers on a game board. (see Writing)
- Children bring their scooters, skateboards or bikes to school. Measure the distance you can travel with one push on a scooter, skateboard or bike.

Science

- Force - examine cause and effect.

Art/Craft

- Examine the illustrator's work and how he is able to convey the rhythm of the race and also the sense of chaos, danger and climax at the end.
- Use the ideas from the illustrator to try and create an illustration for your story.
- Who's the Winner? – paper folding – fine motor skills and following instructions. (**activity 19**)
- Colouring-in (**activities 20 and 21**)

Special Events

- Christmas Wordsearch (**activity 22**)

- **Rhyming Words**
- **Changing sentences - retaining meaning**

Write the words on the lines. Read the sentence. Find the similar sentence in the story.

1. We'll race just before _____ to decide the _____.

winner	dinner
--------	--------

2. No dangerous _____ or skidding in _____.

swerves	curves
---------	--------

3. Go as fast as you _____ and pass the blue _____.

van	can
-----	-----



4. You won't hear the _____ if you mess about on your _____.


hooter	scooter
--------	---------

5. Bill had a _____ and hit his head on the _____.

wall	fall
------	------

6. Susie's mangled _____ is in a _____.

mess	dress
------	-------



7. A kid has joined the _____ but I can't see his _____.

race	face
------	------


8. Bertie's brother is _____ and he has crossed the _____.

line	fine
------	------

Wordsearch

R	T	P	I	L	E	U	P	X	T	C	Q
A	R	L	B	O	D	I	E	S	W	O	S
C	I	W	Y	S	H	O	V	E	I	R	K
E	C	I	M	A	S	H	E	D	S	N	A
L	Y	N	Z	B	M	T	K	O	T	E	T
I	C	N	W	U	S	P	I	N	E	R	E
N	L	E	Q	M	B	J	V	J	D	L	B
E	E	R	E	P	S	W	E	R	V	E	O
X	W	S	K	I	D	M	B	I	K	E	A
S	C	O	O	T	E	R	C	G	W	X	R
U	M	A	N	G	L	E	D	T	H	P	D
S	T	A	C	K	Q	S	I	G	N	A	L

PILE UP	BODIES
SKATEBOARD	MASHED
BIKE	MANGLED
SCOOTER	LINE
WINNER	SHOVE
RACE	SPIN
SWERVE	BUMP
SKID	CORNER
TRICYCLE	TWISTED
STACK	SIGNAL



Easy Wordsearch

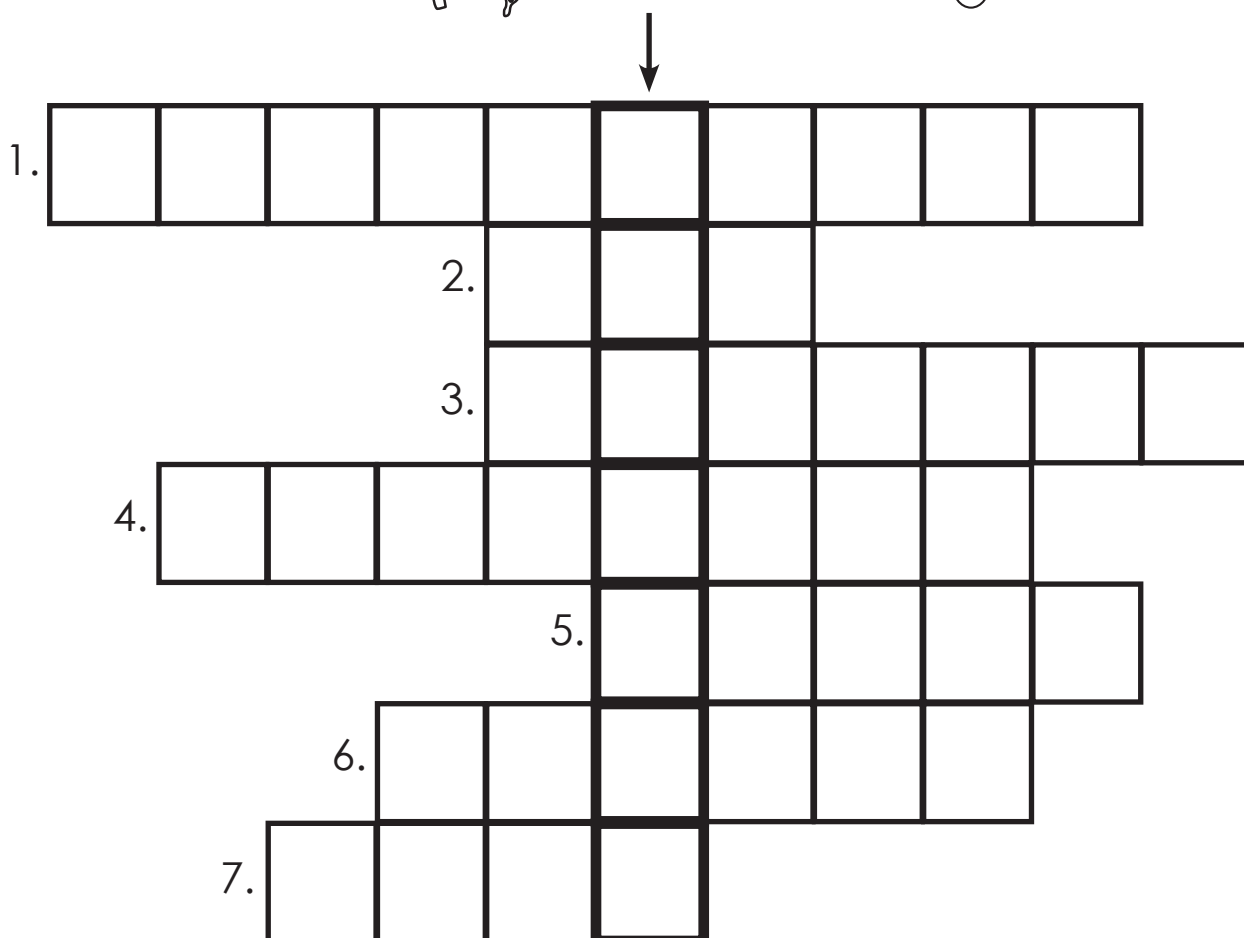

S	C	O	O	T	E	R	Q
P	L	H	W	B	I	K	E
I	S	O	P	Z	X	Y	D
L	K	O	A	B	U	M	P
E	I	T	S	B	N	C	L
U	D	E	S	S	P	I	N
P	K	R	J	R	A	C	E
T	R	I	C	Y	C	L	E

PILE UP	TRICYCLE
BIKE	BUMP
SCOOTER	SPIN
RACE	HOOTER
SKID	PASS

Mystery Word

What is another word for bike? Write the words in the boxes to find the answer. Write the mystery word in the sentence.

The racer was riding a green _____.



helmet skateboard six chain tricycle bike scooter

Sequencing Order of Events Cut and paste these pictures onto a larger piece of paper so they are in the correct order of events. Match them with the cut and paste sentences on activity 5.



Sequencing Order of Events Cut and paste these sentences onto a larger piece of paper so they are in the correct order of events. Match them with the cut and paste pictures on activity 4.



Bill's had a fall. He's skidded head first into Mrs Smith's wall.

Bertie's brother and his tricycle have just crossed the line.

Line up on the corner behind the red line. No cutting in front or shoves from behind.

Bikes, boards and bodies are twisted and tangled.

At six o'clock sharp, we'll race to decide the Harley Street winner.

Susie's in trouble. She's mangled her dress on her bike chain.

Comprehension Fill in the missing words using the words from the box below.

1. _____ out your scooter
we're racing tonight.


2. We'll _____ to decide
the Harley Street winner.

3. Stop messing about or you
won't _____ the hooter.

4. _____ for the signal. It's ready, set, GO!

5. It's Bertie's young brother. He's _____
and a half.

6. Arms, _____ and bike parts
mashed up and mangled.



hear	legs	Get
three	Wait	race

Comprehension Fill in the missing words so the sentences make sense and match the events in the story.

The race started at _____ o'clock sharp, just before
_____. The racers lined up on the _____
behind the red _____ but there was to be no
_____ or _____.

The winner would be the first to _____ the blue van.

They headed straight for the _____ of old Mr
Harker. Bill had a fall and _____ head first into a

wall. Susie's dress was _____ in her

bike _____. The _____ pulled


clear but the _____ and

scooters were reaching top _____. Bertie's young


brother joined the race and hit the _____ and

everyone _____. Bertie's brother was

fine and he and his _____ crossed the line.



Build a Scooter Cut out the pieces and glue them together on another piece of paper to make a scooter. Label its parts using the words below.

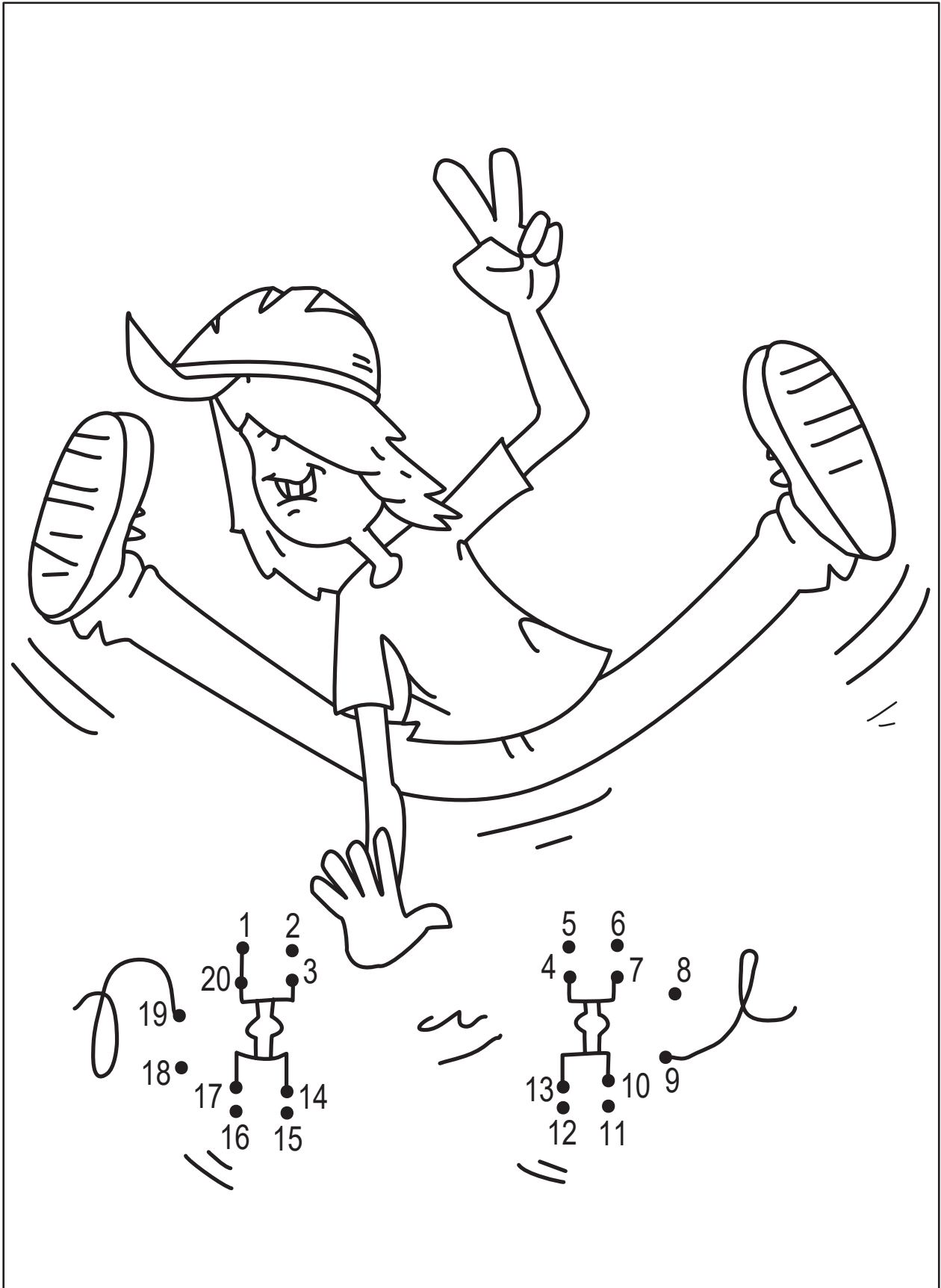


deck
wheels
handlebars
grips
clamp (2)
neck
fork
bar
brake
headtube


Dot to Dot - Numbers 1 to 20



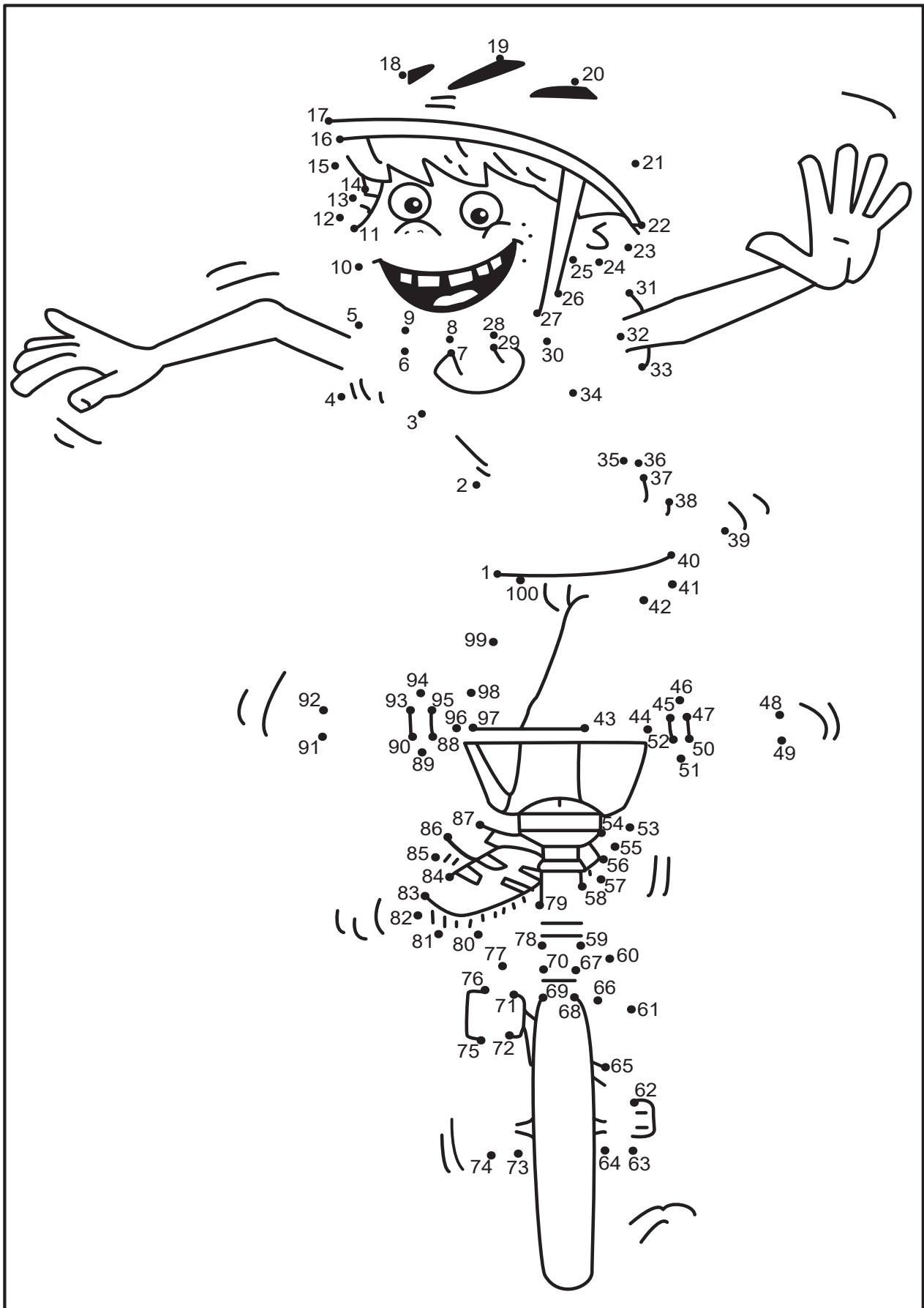
Dot to Dot - Numbers 1 to 20




Dot to Dot - Numbers 1 to 20



Dot to Dot - Numbers 1 to 100





Colour by Number Lucy is practising for the race. Colour the picture using the numbers and colours. Can you find her in the illustrations of the story?




1 red 2 yellow 3 dark blue 4 light brown 5 orange
 6 purple 7 grey 8 white 9 black 10 dark green
 11 light blue 12 light green

Jigsaw Puzzle


Cut out the pieces in the grid. Glue them together on another piece of paper to make a picture of Bertie's brother.




Maze Help Ricky ride his bike through the maze from start to finish.



Finish the Picture Use symmetry, the dotted lines and the grid to help you finish the other half of this picture.



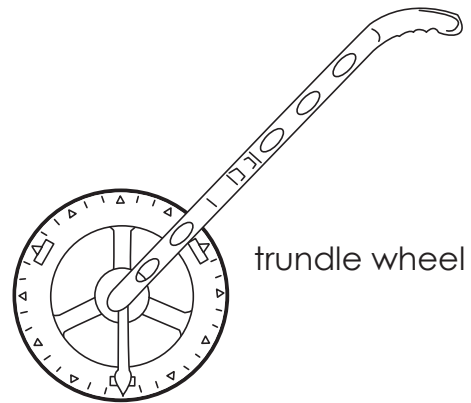
Finish the Picture Use symmetry and the grid to help you finish the other half of this picture.



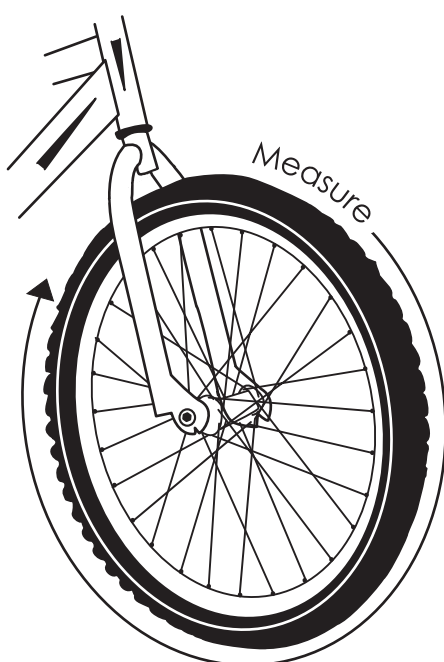
Bike Tyre Trundle Wheel Trundle wheels are used to quickly measure distance by pushing a wheel along a path and counting the clicks. You can turn your bike wheel into a trundle wheel.

You will need:

- bike
- piece of cardboard or playing card
- tape measure
- sticky tape
- bike helmet




1. Measure the distance around the front tyre (circumference) of your bike with the tape measure (A).
2. Sticky tape the playing card or cardboard to a spoke on the front wheel. The card needs to hit the fork of your front wheel each time it turns (B).
3. Ride your bike at a slow pace without being wobbly. Count how many times the card hits the fork frame. Remember to wear your bike helmet.
4. Multiply this by the measurement around your wheel and you will get the distance you have travelled on your bike.




- Who's the Winner?** 1. Cut out the rectangle below along the dark line.
 2. Fan fold along the dotted lines and stand it on its edge.
 3. Look at it from one side and see Ricky on his racing bike.
 4. Look at it from the other side and see Bertie's brother on his tricycle.



Colour the two pictures before cutting and
Tricky see if the pieces match when it is folded.



Colour Bertie's brother winning the race.



Colour Bertie's brother.







The Pile Up Christmas Wordsearch

Find the Christmas words in the wordsearch. Use the leftover letters to spell out a special Christmas sentence. Write it on the lines below.



H	O	L	I	D	A	Y	H	G	I	F	T
L	A	R	S	T	O	C	K	I	N	G	S
I	V	E	T	E	A	S	T	A	R	H	L
G	A	I	R	P	A	S	A	N	T	A	E
H	P	N	E	Y	N	A	N	R	D	S	I
T	A	D	E	F	G	E	C	U	C	F	G
S	H	E	R	I	E	S	A	D	T	A	H
W	M	E	A	S	L	F	N	O	R	M	O
R	M	R	T	H	E	P	D	L	I	I	L
E	B	E	L	L	S	E	L	P	U	L	P
A	C	A	R	O	L	S	E	H	G	Y	A
T	C	A	N	D	Y	C	A	N	E	N	G
H	D	E	C	O	R	A	T	I	O	N	S

ANGEL
BELLS
CANDLE
CANDY CANE
CAROLS
DECORATIONS
FAMILY
GIFT
HOLIDAY
LIGHTS
REINDEER
RUDOLPH
SANTA
SLEIGH
STAR
STOCKING
TREE
WREATH


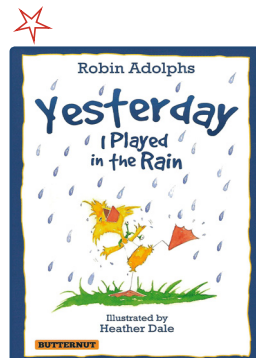

★ Aussie Collection




★ Social Topics



Other Titles



Middle Grade Fantasy Novel



★ with notes and activities

★ with notes, activities **AND** Australian Curriculum Alignment/NAPLAN-style activities