



Tools Used

Heygen + ChatGPT



ChiefAIOfficer.com

AI SMARTCUTS

Super *Realistic* *Avatars* with Heygen

Experience lifelike digital representations with advanced technology from Heygen.

/prompt **/video** ● ● ● ●

Crafting Avatars with Heygen

Heygen's super realistic avatars revolutionize digital interaction with lifelike expressions and movements. Perfect for virtual meetings and customer service, these avatars enhance communication and engagement.

Easily create customized avatars using Heygen's intuitive tools, adjusting features and clothing to reflect your unique brand. This personalization boosts engagement and opens new opportunities for storytelling, marketing, and virtual events.

Setting Up The Baseline

1

Prepare Digital Assets: Gather any necessary digital assets like logos or specific design elements you might want to incorporate into your avatar.

2

Create Heygen and OpenAI Accounts: Ensure you have active accounts on Heygen for avatar creation and OpenAI for accessing ChatGPT.

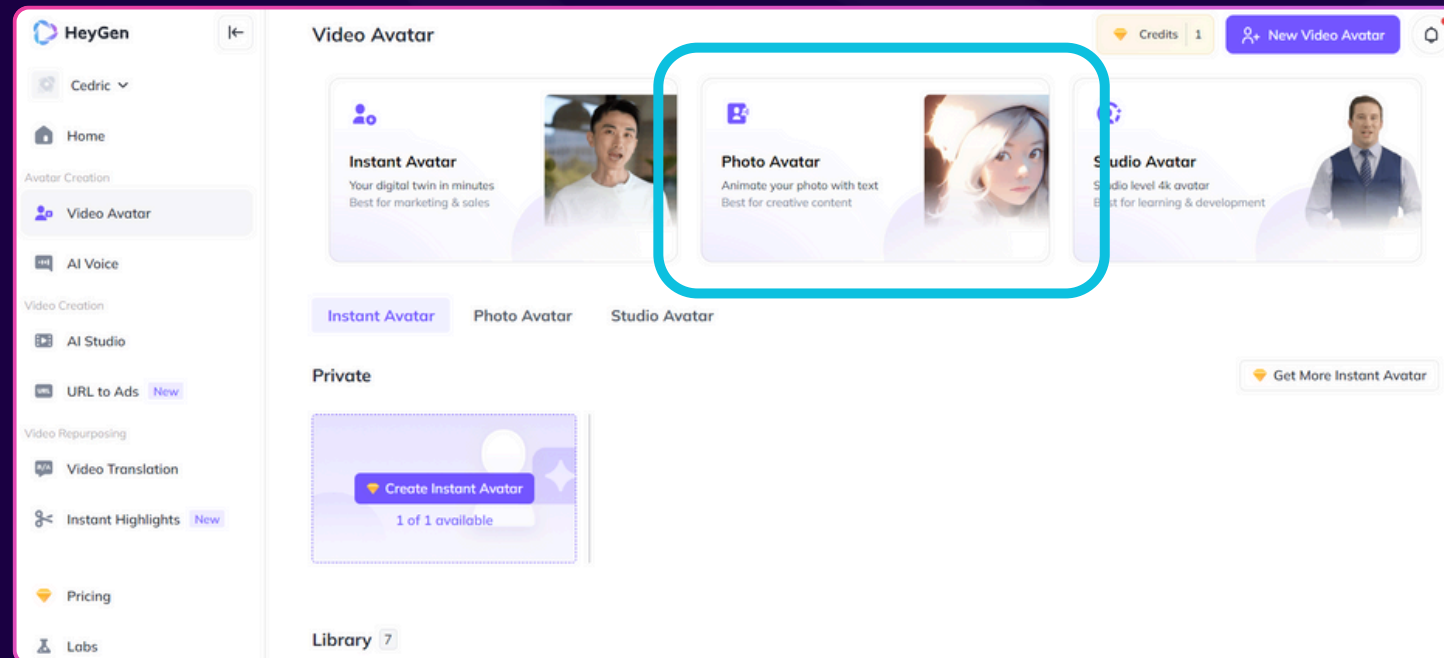
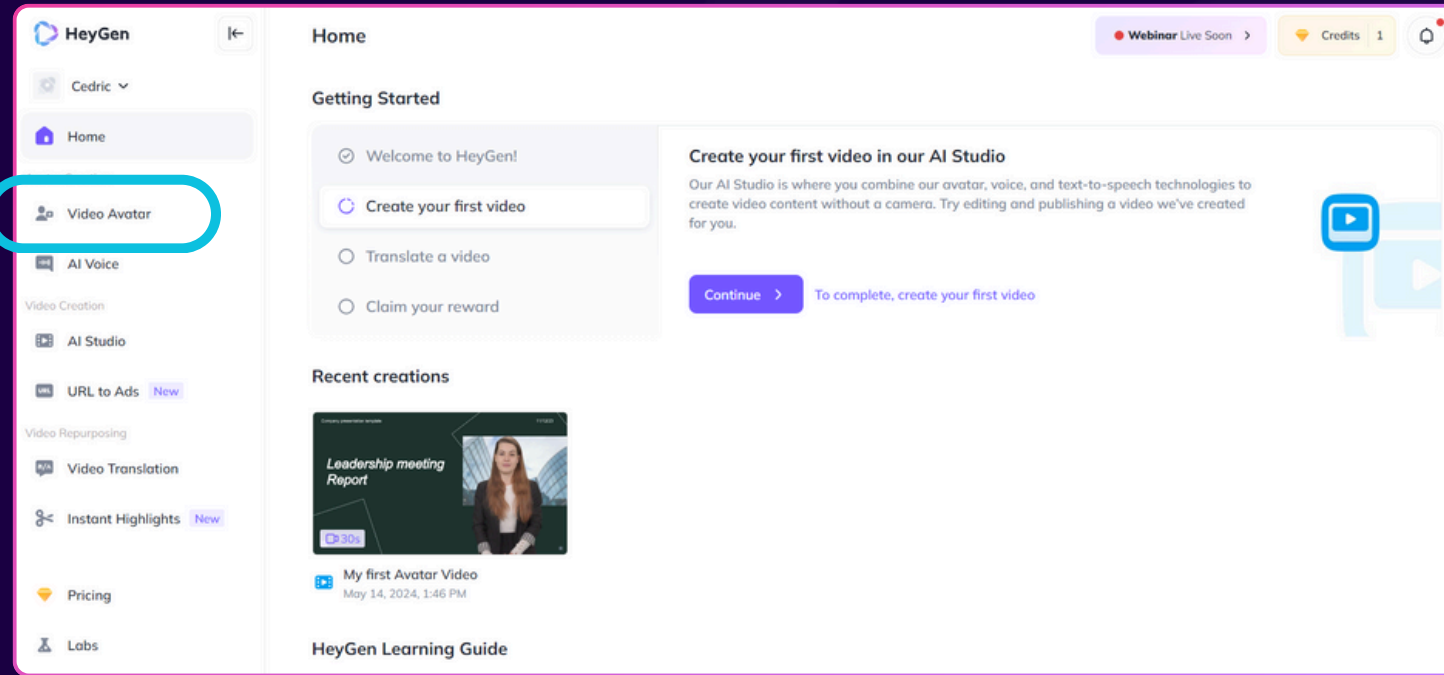
3

Familiarize with Tools: Briefly explore the Heygen interface and ChatGPT's capabilities to understand the functionalities available.

Starting Your Avatar Project

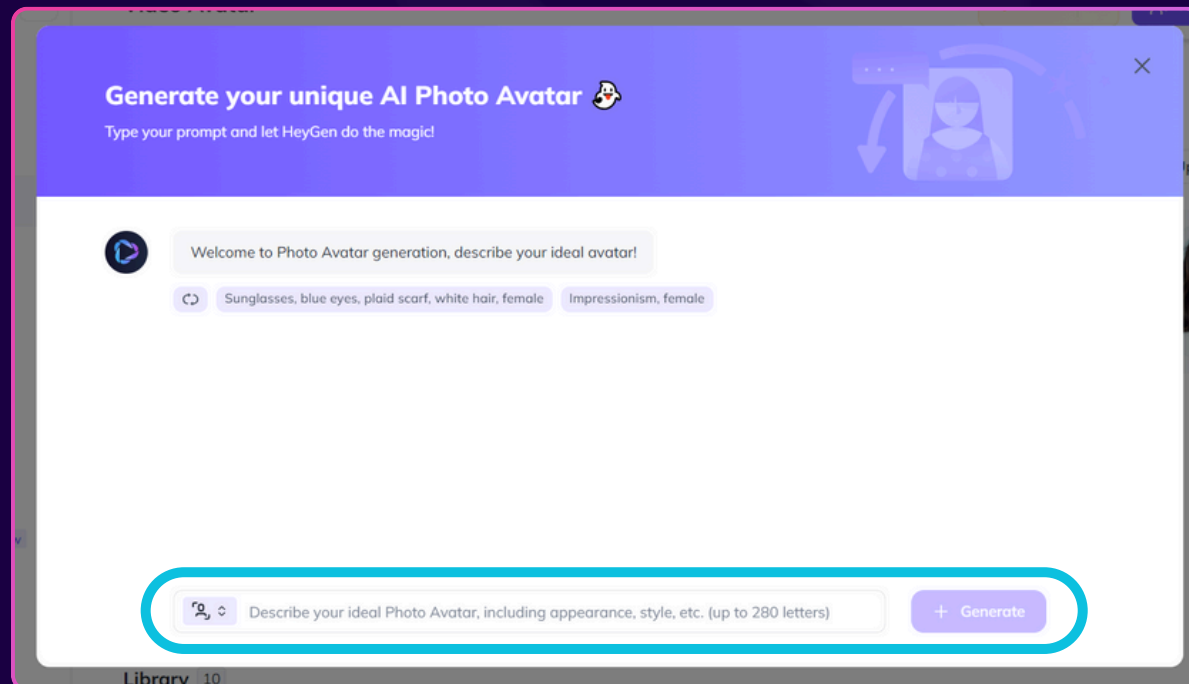
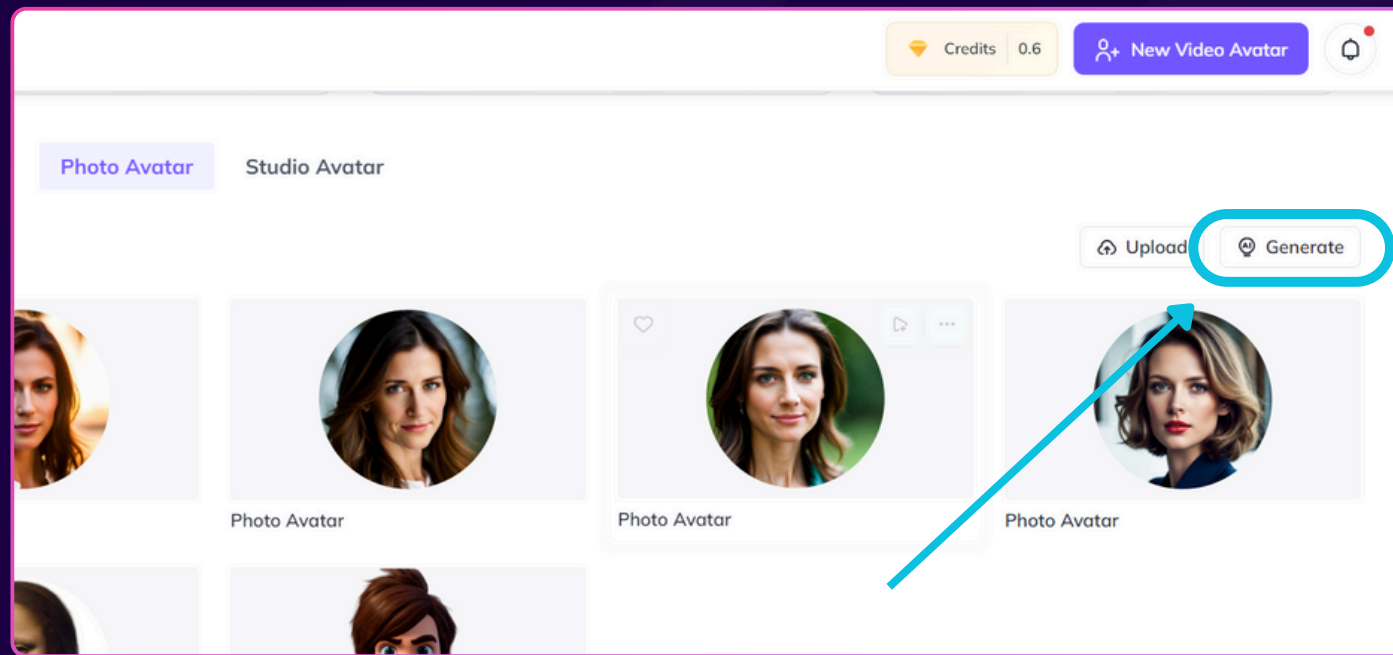
{1} Access Heygen: Sign into your account and navigate to the avatar creation section.

{2} Choose Avatar Style: Select the 'Photo Avatar' option to start your design.



Create Your Avatar

{3} Customize Features:
Click on “Generate” to
create a custom avatar
using HeyGen’s built-in AI.



Designing the Avatar with ChatGPT

{ 4 } Create ideal avatar instructions via ChatGPT or add in your description directly in HeyGen and select the avatars that you like.

You can click on Refresh to regenerate your avatar options.

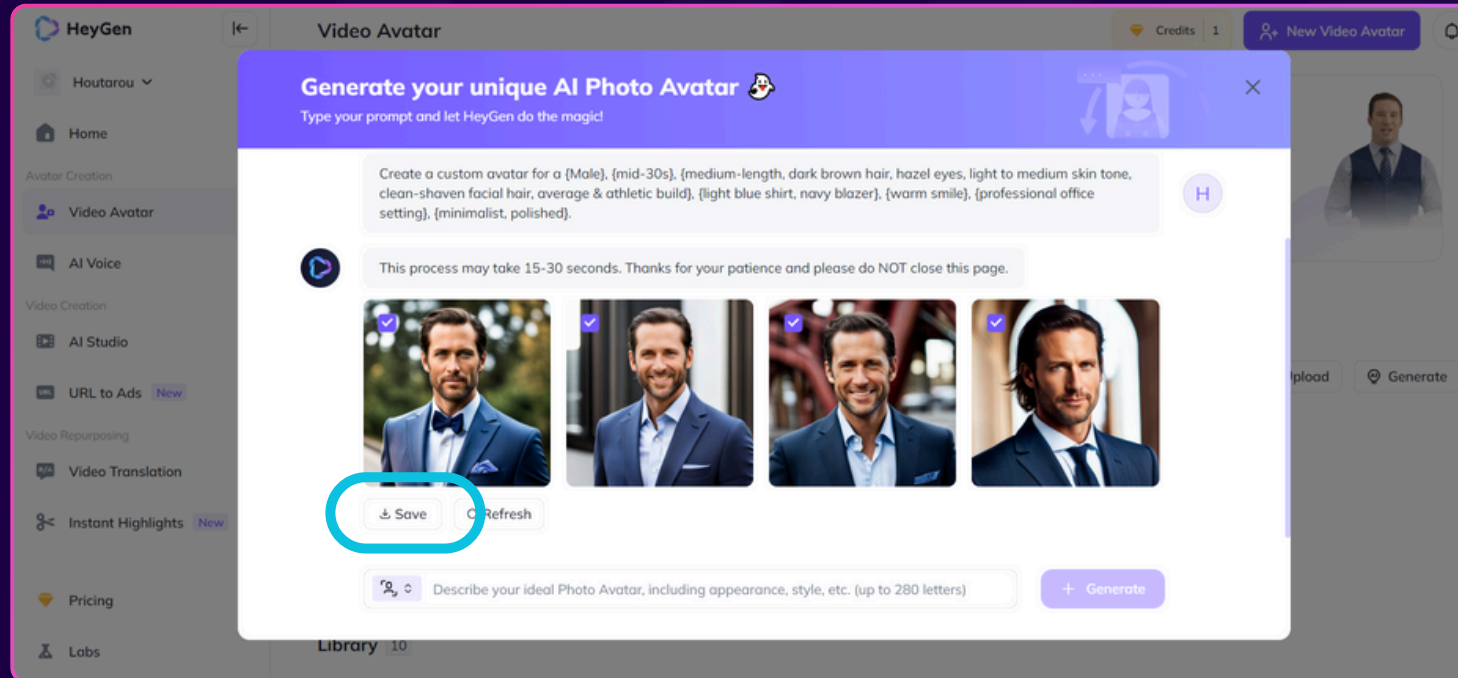
Click on “Save” to be able to use the selected avatars in your account.



Create a custom avatar for a {Male}, {mid-30s}, {medium-length, dark brown hair, hazel eyes, light to medium skin tone, clean-shaven facial hair, average & athletic build}, {light blue shirt, navy blazer}, {warm smile}, {professional office setting}, {minimalist, polished}.



Use our “Custom Avatar” prompt in Prompt Vault Studio to create the prompt easily.



Scripting Your Avatar's Lines with ChatGPT

{5} Open ChatGPT and prepare to create a script. Once, you have your script, you can then incorporate it in Heygen.



Create a script tailored for specific scenarios in Heygen. Target Audience: {**young professionals**}. Scenario: {**business presentation**}.

Key Messages:

- 1 - {**Introducing a revolutionary software solution that increases productivity.**}
- 2 - {**Highlighting unique features that differentiate our product from competitors.**}
- 3 - {**Encouraging adoption with an exclusive limited-time offer for attendees.**}

Tone and Style: {**Formal and motivational, with an authoritative style**} Length: {**Approximately 3 minutes**}. Special Instructions: {**Include a call to action encouraging the audience to sign up for a free trial at the end of the presentation.**}



[Opening]

Good morning, esteemed colleagues and fellow visionaries. Today, I have the privilege of introducing a game-changing tool that promises not just to meet your expectations, but to exceed them—our latest software solution, EfficiencyPro.

[Body]

Firstly, let's talk about what sets EfficiencyPro apart. While typical productivity tools offer standardized solutions, EfficiencyPro provides personalized AI-driven insights, making it not just a tool but a workplace companion that adapts to your unique workflow. This adaptive technology has been shown to increase productivity by up to 40% for our early adopters...

» Truncated response



Voice Selection: Choose a voice that fits the tone and purpose of your presentation.



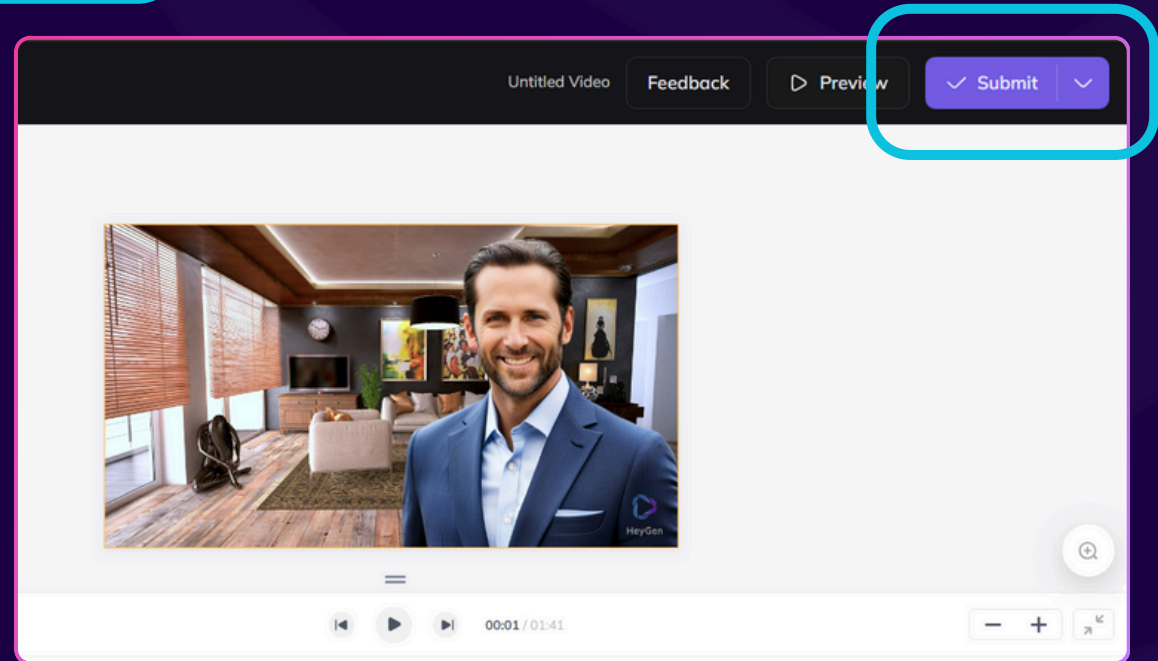
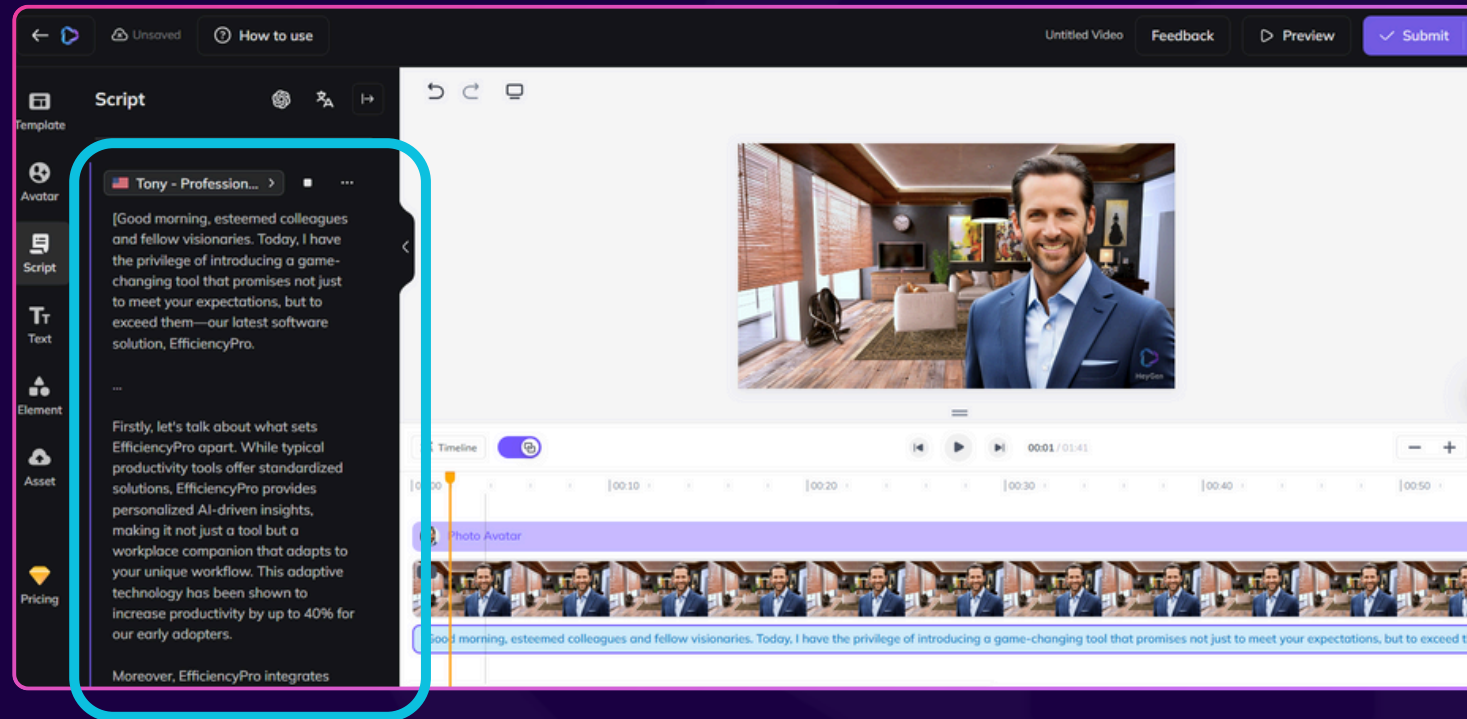
ChiefAIOfficer.com

● ● ● ● [get these /prompts](#)

Finalizing Your HeyGen Avatar Video

{ 6 } Navigate to the scripting section within HeyGen. This feature allows you to input text that your avatar will speak. Add your script here.

{ 7 } Before finalizing, preview the video to ensure everything from the script to the avatar's expressions aligns perfectly with your expectations.



Frequently Asked Questions



How realistic can the avatars created with Heygen look?

Heygen avatars can achieve very high levels of realism, mimicking human features and expressions closely.



Can I animate the avatars I create with Heygen?

Yes, Heygen supports basic animations, and avatars can be exported for use in animation software.



What file formats does Heygen support for exporting avatars?

Heygen allows exports in common 3D file formats such as OBJ, FBX, and glTF.



Is there a community or support forum for Heygen users?

Yes, Heygen has an active online community and support forums where users can share tips and seek help.



Are there any limitations on how I can use the avatars I create with Heygen?

Usage limitations depend on your license type; always check the licensing agreement.

Continue Exploring

Additional resources including all the prompts used within this **Smartcut**.



ChiefAIOfficer.com

ACCESS PROMPTS

AI Upskilling For Your Organization

LEARN MORE

 smartcuts.io /prompt **/video** ● ● ● ●