

Welcome to the

SBNQCC

WWW.SBNQCC.COM

I am only *one*,

but I am *one*.

I can't do *everything*,

but I can do *something*.



EVERY **LITTLE THING**
MATTERS TO THE

Small Baby

SBNQCC

WWW.SBNQCC.COM

THE CUBE: Systems by Sides

RED: Thermoregulation and Skin

GREEN: Respiratory

ORANGE: Nutrition

BLUE: Brain Care

WHITE: Infection Prevention

YELLOW: Family Integration & Engagement



S

B

N

Q

C

C

BREAK DOWN THE NICU CUBE

Learning to solve the small baby puzzle

IN
UTERO



AT
DELIVERY



NO
PLAN



Small Baby

NURSING QUALITY CARE
COLLABORATIVE



SBNQCC
WWW.SBNQCC.COM

Season 2

S B N Q C C

JULY 2024 - JUNE 2025

WHY WE CREATED SBNQCC?

- Gaps in Traditional Collaboratives
- Common Challenges in NICU's related to SBU's
- The Unique Approach of SBNQCC
 - Immediate Impact on Day-to-Day Nursing Care

S
B
N
Q
C
C

What SBNQCC Is (and Isn't)

WHAT IT ISN'T:

- Data Collection Overload
- Solely Medical Research
- Overwhelming Research Protocols

S
B
N
Q
C
C

What SBNQCC Is (and Isn't)

WHAT IT IS:

- Empowering Bedside NICU Nurses
- Immediate Impact on Day-to-Day Care
- Real Collaboration and Connection
- Sharing and Supporting Each Other
- Focused on Bedside Daily Practices

S
B
N
Q
C
C

SBNQCC MEMBERS ARE SAYING...

S

B

N

Q

C

C

**"I love that this is nursing-driven.
It feels very empowering.
Networking with other NICUs is
extremely meaningful."
– Amanda Woodford**

SBNQCC MEMBERS ARE SAYING...

"The collaborative projects and workshops have provided us with practical tools and strategies."

The sense of community and support is incredible."

– Ellen Mallard

S

B

N

Q

C

C

SBNQCC

Small Baby Nursing Quality Care Collaborative

Schedule

SEASON 2
July 2024 to June 2025

**MONTHLY CALL SCHEDULE
& CARE FOCUS**

ALL ZOOM MEETINGS AT:

9AM PST
10 AM MST
11AM CST
12PM EST

July 10th Neuro-Protection IVH Bundles, Pain & Stress	August 7th Neuro-Development Sensory Environment, Touch, Skin to Skin	September 11th Member Spotlight Presentations Pause, Reflect, Refocus
October 2nd Respiratory Care Bedside Support & BPD	November 6th Nutrition, Pre-Feeding, Oral Enjoyment	December 4th Family Centered Care
January 8th NICU SWEEP 2025 & Member Spotlight Presentations	February 5th Delivery Room, Transport Admission & Golden Hour	March 5th Thermoregulation Admission Temp, Humidity
April 2nd Skin Care for the ELBW Products, Policies, Protection	May 7th Infection Prevention Lines, Visitation, Signs of Sepsis	June 4th Site Presentations Pause, Reflect, Refocus

Advisors

SBNQCC

WWW.SBNQCC.COM

SBNQCC 2024 -2025 ADVISORY BOARD



Jayne Solomon
APRN-BC, NNP

Jessica Jones
NNP-BC

Katie Fedor
BSN, RNC-NIC, C-NNIC



Megan Baird
RN, BSN, CLE

Sharon Bonifazi
RNC-NIC, C-NNIC

Lauren Heimall
MSN, RNC-NIC, C-NNIC, PCNS-



Natalie Hunt
PhD, CRNP, NNP-BC, C-NNIC

Charla Parkinson
BSN, MS, RNC-NIC, C-NNIC

Rachelle Sey
PhD, APRN, CNS, RNC-NIC

**A
D
V
I
S
O
R
S**

SBNQCC 2024 -2025 ADVISORY BOARD



Alison Thomas
RNC-NICU



Shannon Tinkler
MSN, CNS, RNC-NIC



Beverly Walti
RNC-NIC, MSN, CPNP, CNS



Amanda Williams
APRN, CNS, ACCNS-N



Diane Wilson
NNP-BC, NeuroNICU



Kathi Randall
RN, MSN, CNS, NNP-BC

**A
D
V
I
S
O
R
S**

Expanding the SBNQCC Collaboration



- Quarterly calls
- Receive an overview of the program
- Keep everyone on your team aligned
- Access to mentors and peers
- Edited recordings from monthly call (just education)
- Email us if you have a MD Champion that needs to be added to the SBNQCC - support@syantpsecare.com
 - For groups: 1 MD will be given complimentary access for every paid group
 - For individual nurses: Reach out and we can give your MD champion registration options

SBNQCC 2024 -2025 MD Champion Chairs



Raylene Phillips
MD



Alfonso Vargas
MD

M
D
C
H
A
I
R
S

SBNQCC MEMBERS ARE SAYING...

**"As a smaller community NICU, it's great to bounce ideas off others. The resources provided mean I don't have to recreate the wheel. I'm so thankful for this opportunity."
– Amber Patzlaff**

S

B

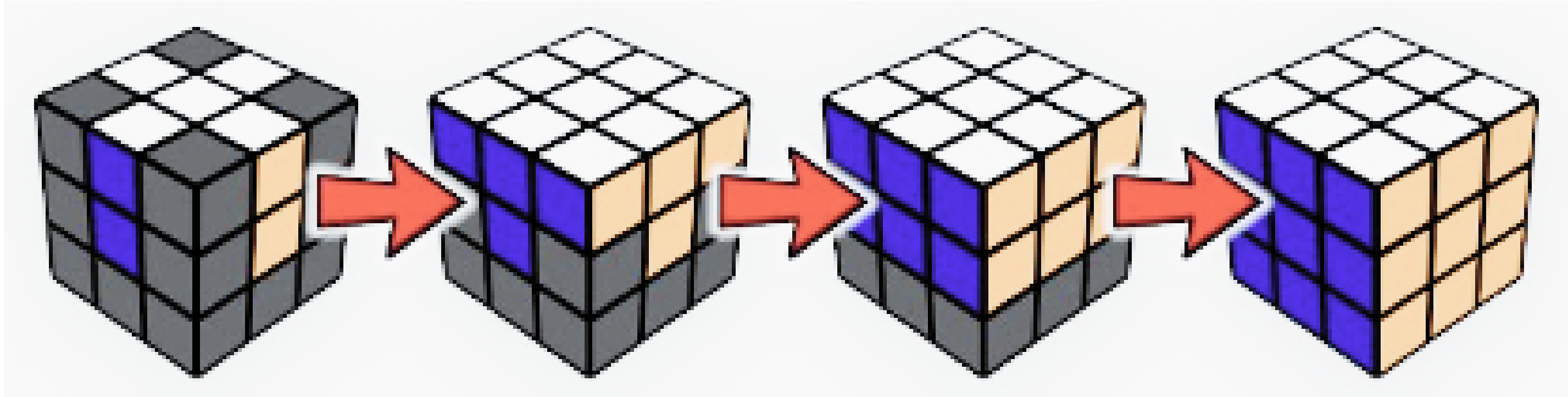
N

Q

C

C

SOLVING THE SMALL BABY CUBE



Step 1:


Reality Check

Understand the complexity of the task and set realistic goals.

How to implement in your NICU?

Take on one side, one square or the whole cube

	Thermoregulation and Skin	Nutrition	Family Integrated Care	Respiratory	Brain Care Protection	Infection Prevention
LEADS						
TEAMS						



S

B

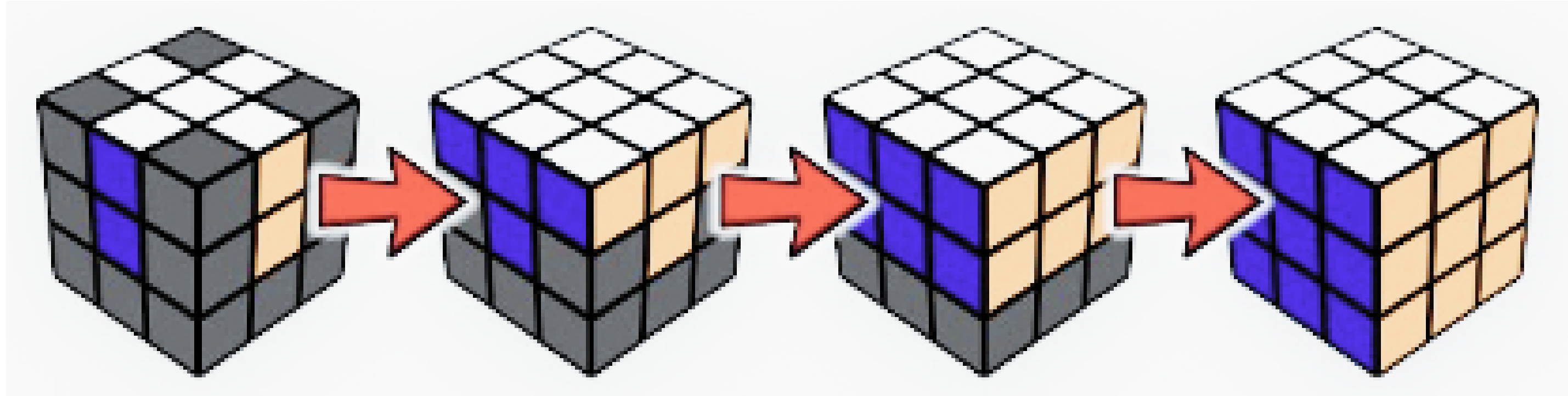
N

Q

C

C

SOLVING THE SMALL BABY CUBE



Step 1:

Reality Check

Understand the complexity of the task and set realistic goals.

Step 2:

Unit SWEEP

Identify any process barriers to improving first focus.

Begin with One Side of the Cube



DOWNLOAD: **Unit SWEEP**



Sample Tools: Unit SWEEP

THERMOREGULATION		S Support/Staff		W Workflows		E Equipment		E Education		P Policy	
My Unit Metrics (what I will assess)											
Baseline - Week 1 (Date: _____)											
Status		Choose one		Choose one		Choose one		Choose one		Choose one	
Action List	<input type="checkbox"/>		<input type="checkbox"/>		<input type="checkbox"/>		<input type="checkbox"/>		<input type="checkbox"/>		<input type="checkbox"/>
	<input type="checkbox"/>		<input type="checkbox"/>		<input type="checkbox"/>		<input type="checkbox"/>		<input type="checkbox"/>		<input type="checkbox"/>
	<input type="checkbox"/>		<input type="checkbox"/>		<input type="checkbox"/>		<input type="checkbox"/>		<input type="checkbox"/>		<input type="checkbox"/>
	<input type="checkbox"/>		<input type="checkbox"/>		<input type="checkbox"/>		<input type="checkbox"/>		<input type="checkbox"/>		<input type="checkbox"/>
Notes											



DOWNLOAD: [Unit SWEEP](#)

Sample Tools: Unit SWEEP

THERMOREGULATION	S <i>Support/Staff</i>	W <i>Workflows</i>	E <i>Equipment</i>	E <i>Education</i>	P <i>Policy</i>
My Unit Metrics (what I will assess)					

S: Support & Staff (Multi-Disciplinary)

W: Workflow (Careplans, Process,

E: Equipment (Working, Broken, Needed)

E: Education (Inservice, Training)

P: Policy & Protocols



DOWNLOAD: [Unit SWEEP](#)

Speaker Spotlights - June 5th - Part 1

Golden Hour 2.0 Team
Amber Patzlaff, RNC-NICU, C-ELBW

Member Spotlight Session
Amber Patzlaff, RNC-NICU, C-ELBW
Avera McKennan Hospital, Sioux Falls, SD
amber.patzlaff@avera.org
June 5th, 2024

S
B
N
Q
C
C

Click on this square to watch

Change is slow, but required
Becky Weverink, BScN

Member Spotlight Session
Becky Weverink, BScN
Lombardi Cancer Center
Becky.weverink@hsc.on.ca
June 5th, 2024

S
B
N
Q
C
C

Click on this square to watch

Slowing down, to speed up
Melinda Porter, MSN, CNS, NNP-BC

Member Spotlight Session
Melinda Porter, MSN, CNS, NNP-BC, C-NMC
El Camino Hospital
Mountain View, CA
Melinda_Porter@elcaminohealth.org
June 5th, 2024

S
B
N
Q
C
C

Click on this square to watch

Speaker Spotlights - June 5th - Part 2

Revamping Admit Checklists
Lovvet Hollis, MSN, RNC-NIC

Member Spotlight Session
Lovvet Hollis, MSN
Huntington Health
Lovvet.hollis.huntingtonhealth.org
June 5th, 2024

S
B
N
Q
C
C

Everything affects the brain
Traci King, MSN, NIDCAP

Member Spotlight Session
Traci King, MSN, NIDCAP Professional
Valleywise Health Medical Center, Phoenix, Arizona
Traci.King@valleywisehealth.org
June 5th, 2024

S
B
N
Q
C
C

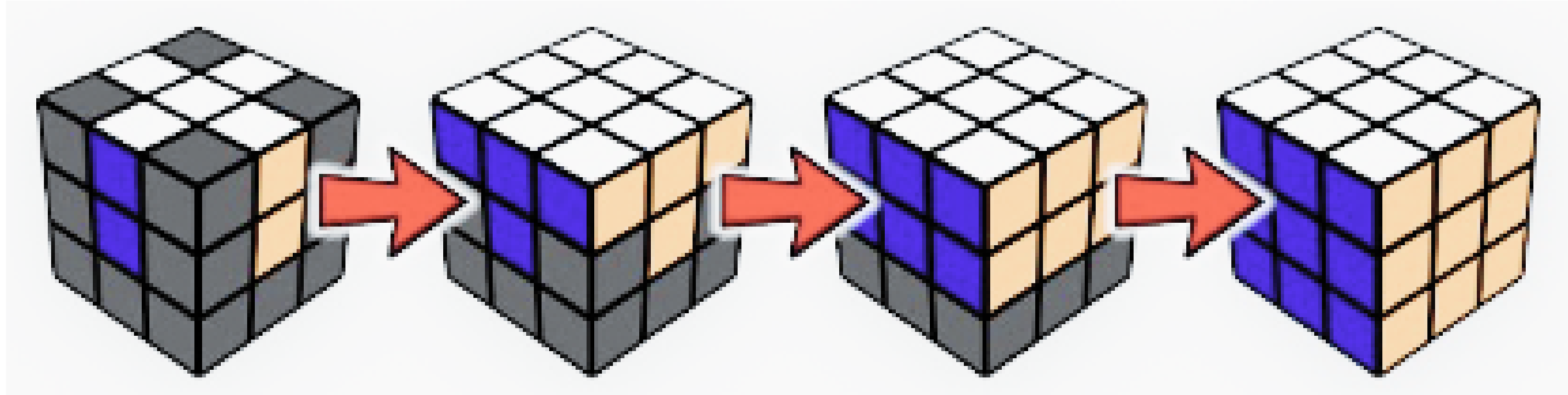
ONE thing can make all the difference
Charity Rominger, MSN, RNC-NIC

Member Spotlight Session
Charity Rominger, MSN, RNC-NIC RN
St. Joseph Medical Center, Tacoma, WA
charity.rominger900@commonsprvt.org
June 5th, 2024

S
B
N
Q
C
C



SOLVING THE SMALL BABY CUBE



Step 1:

Reality Check

Understand the complexity of the task and set realistic goals.



DOWNLOAD: **Unit SWEEP**

Step 2:

Unit SWEEP

Identify any process barriers to improving first focus.

Begin with One Side of the Cube

Step 3:

Attend the SBNQC

monthly calls to gain education, community collaboration and tools

SBNQCC

Small Baby Nursing Quality Care Collaborative

Schedule

SEASON 2
July 2024 to June 2025

MONTHLY CALL SCHEDULE
& CARE FOCUS

ALL ZOOM MEETINGS AT:

9AM PST
10 AM MST
11AM CST
12PM EST

July 10th Neuro-Protection IVH Bundles, Pain & Stress	August 7th Neuro-Development Sensory Environment, Touch, Skin to Skin	September 11th Member Spotlight Presentations Pause, Reflect, Refocus
October 2nd Respiratory Care Bedside Support & BPD	November 6th Nutrition, Pre-Feeding, Oral Enjoyment	December 4th Family Centered Care
January 8th NICU SWEEP 2025 & Member Spotlight Presentations	February 5th Delivery Room, Transport Admission & Golden Hour	March 5th Thermoregulation Admission Temp, Humidity
April 2nd Skin Care for the ELBW Products, Policies, Protection	May 7th Infection Prevention Lines, Visitation, Signs of Sepsis	June 4th Site Presentations Pause, Reflect, Refocus

Monthly Collaborative Calls (2 hours)

- 15 Min: Introductions & Sharing
- 45 Min: Education & Care Plan Review
- 15 Min: Q&A, Group Discussion
- 20 Min: Break Out Rooms with Advisors
- 15 Min: Next Steps - Assignments
- 10 Min: Wrap Up

The monthly calls are pending Nursing CEU Approval by CA BRN CE Provider #15147 for up to 1.5 contact hours (up to 18 total contact hours for the entire 12-month program -(Verify reciprocity in your State)



S

B

N

Q

C


C

THE CUBE: Action Items by Tiles

Divided by major events that occur in the first 21 days of life

Thermoregulation Side

- **TILE 1:** Delivery Room
- **TILE 2:** Golden Hour/Admission
- **TILE 3:** 2-12 Hours
- **TILE 4:** 24-36 Hours
- **TILE 5:** 4-7 Days
- **TILE 6:** 8-14 Days
- **TILE 7:** 15-21 Days
- **TILE 8:** Relationships Among Tiles
- **TILE 9:** Strategies for Staff Education



S

B

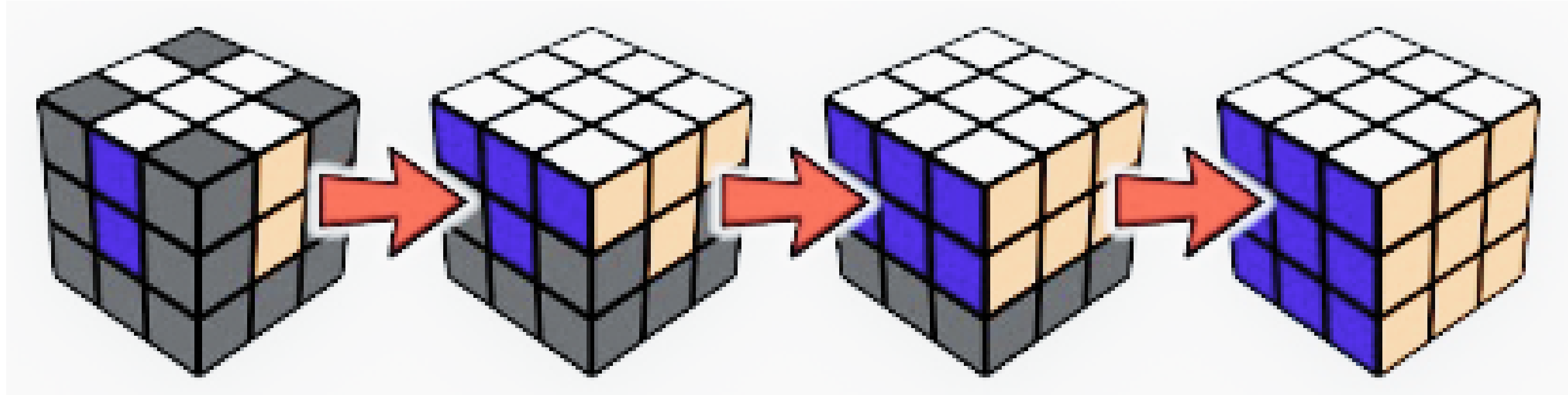
N

Q

C

C

SOLVING THE SMALL BABY CUBE



Step 1:

Reality Check

Understand the complexity of the task and set realistic goals.



DOWNLOAD: **Unit SWEEP**

Step 2:

Unit SWEEP

Identify any process barriers to improving first focus.

Begin with One Side of the Cube

Step 3:

Attend the SBNQC

monthly calls to gain education, community collaboration and tools

Step 4.

Implement & Test

Take SBNQCC education, resources, careplans and tools back to your NICU

Shared Resource Folder

- 21Day Care Plan Template for Each System
- Bedside Resources Related to Each System
- Share what's working in your NICU

Private Networking FB Group

- A place to continue networking and supporting each other between calls
- Private Facebook Group
- Post Questions - Give and Get support

ADMIT CHECKLIST
For use when infants >27 6/7 weeks OR <1000 grams

PATIENT NAME: _____ DOB: / / TIME OF BIRTH: _____
GEST AGE: _____ WEIGHT (KG): _____ TIME OF ARRIVAL: _____

Goal: Be Prepared (complete prior-to-admission when possible)

TASK	COMMENT
• Gently heated to 37°, warm probe, foam cover, and Mepitel tape at bedside	
• ELBW warm kit and sterile water for humidity at bedside, Mepitel cut and ready	
• Remove all band-aids from bedside cart, silicone tape and gauze available	
• IV fluids/washes at room temperature, CLOW prepared to infuse, Pharmacy notified	
• Line trays open and set up in preparation for central line insertion	
• RT equipment heated and humidified, modes of ventilation ready in SCU and at bedside	
• "Sleep and See RN" Signal outside of room	
• Head of Bed elevated 15-30°	
• Head of Bed elevated 15-30°	
• Assign Roles (See Role Document)	

Goal: Smooth Transition (initial stabilization, first 10 min in NICU)

TASK	COMMENT
• Initial temp: Time infant placed on servo: Monitor Mode	
• Discard plastic bag, gently remove blood tinged fluid from skin, place NewWrap drape	
• Discard thermal mattress if temp ok. Place leads/probes with Mepitel One	
• Mepitel One placed under infant, eyes shielded from light	
• Delivery RN to obtain weight, head circ and length in SCU	
• Delivery RN to place PIV, Time of IV start: Attempts	
• Infant has comfortable WOB on current mode: HFOV, Volume: CPAP	
• Turtle in place, HOB elevated 15-30°	
• NOISE LEVEL KEPT AT A MINIMUM - Closed loop communication between care team	
• Defter abdominal circ and 4 extremity BP until after first 15 min single ext. BP instead	
• Family member instructed to wash hands, introduced to room/staff	
• Staff demonstrates proper hand hygiene, sleeves rolled up above elbows	
• Eyes/Highs given TIME	

YOU ARE YOUR BABY'S BEST MEDICINE
We can't initiate the hormonal effect that takes place when your baby is held by you. Your hold provides the optimal set-up for better brain growth and even has an effect on coping strategies later in life!

WHY CELEBRATE THE FIRST HOLD?
Here in the NICU, we know that you have been separated from your baby and we are just as excited as you are to get you back together! Whether you have waited 2 hours or 2 weeks for this moment, we will CELEBRATE right alongside you!

WHAT IF MY BABY'S NOT ready?
While you are waiting to hold your baby there are still many ways that you can bond! Ask your nurse about providing containment through touch, reading a story, or supplying a cloth with your scent to go in your baby's bed. Talk to your baby and dreams for their future. Learn the cues and watch how they respond to your touch and voice!

SHOULD I HOLD MY BABY skin-to-skin?
Yes! Skin-to-skin is the best way to allow for all the benefits of your touch, smell, and sounds to transfer to the baby and provide comfort. It is safe, this is the best way to hold your baby. If you are planning to hold skin-to-skin, it is helpful to wear a button-down shirt or gown to rest room for your baby on your chest.

CCWP 2-24 HOURS OF LIFE

	7A	7PM	7A	7PM
INFECTION				
• Strict hand hygiene				
• Parent hand washing instructions				
• Parent Lanyards				
• Antiseptic Stewardship				
• Antifungal for infants < 750 grams				
• Monitor number of devices				
• Diaper changes as needed (front to back gentle cleaning)				
• Minimize skin punctures				
• Sterile technique for UAC, UVC sampling				
• Sterile technique for ET suctioning				
• Complete Pre-Natal Information Sheet/report updates during MDR				
• Follow placental pathology/cultures				
• Splash zone around sink clear				
• 26 Gauge IV catheter as needed				
• Small Baby Sign on patient door				
NOTES				
THERMOREGULATION/SKIN				
RESPIRATORY				
NUTRITION				
FAMILY-CENTERED CARE				
INFECTION				
NEURO-DEVELOPMENT/PROTECTION				

HUMIDITY
FOR INFANTS <32 WEEKS GESTATION
Per Clinical Standard Thermoregulation, Care of the Infant to Maintain

Less Than 28 Weeks

- Start humidity at 80% and continue until 7 days of life
- On day 8 of life, begin weaning humidity by 5% each day
- Stop humidity when 40% is reached

Greater Than 28 Weeks

- Start humidity at 80%
- On day 2 of life, begin weaning humidity by 5% each day
- Stop humidity when 40% is reached

DOB: _____
DOL: _____ %

Infant's weight and electrolytes should be monitored closely in the first two weeks of life. If at any point the infant has excessive weight loss or hypernatremia, check with physician before continuing to wean humidity.

*Rain out may occur with high levels of humidity. To prevent this, ensure ambient temperature of infant's room is not too cold and allow for proper air flow inside and out of the isolette by keeping the foot of bed clear of blankets, t-shirts, stuffed animals, wipe packs, etc.

PARENTAL INFO
A BABY'S STORY BEGINS IN UTERO

An infant's in utero environment is an important factor to consider when assessing his/her risk level for certain conditions, such as: infections, feed intolerance, IVH, respiratory failure and impaired bonding. Awareness of this portion of a baby's journey may prompt you to provide an increased level of surveillance in the NICU.

INFECTION PREVENTION

PRENATAL RISK FACTOR	COMMENTS
• Prolonged rupture of membranes (R of days)	
• Maternal COVID-19 (Ibex) at any point during pregnancy	
• Maternal GBS positive or unknown	
• Maternal fever during labor	
• Maternal antibiotics > 4 hours prior to delivery	
• Diagnosis of chorioamnionitis	
• Maternal infection (Hep B, Hep C, HIV, Herpes, Syphilis, CMV, etc)	
• Unexplained preterm labor or PPH/CMH	
• Placenta sent for culture or pathology (W/ for results at 5-7 days)	

SKIN/THERMOREGULATION

PRENATAL RISK FACTOR	COMMENTS
• Placental abruption or other condition that would expose the skin to bloody fluid	
• Maternal fungal infection	
• Small for gestational age	



Members Dashboard & Portal

START HERE



Welcome



SBNQCC Private Facebook Group



Meet the S



SBNQCC S

REPLAYS AND RESOURCES



BONUS Webinar: Every Little Thing Matters to a Small Baby



JANUARY 2024: Kick Off Call + Unit SWEEP Resource



FEBRUARY 2 Admission

UPCOMING TOPICS



July 10, 2024:



August 7: Neuro-Development



September 11, 2024 - Member Spotlight Session



October 2, 2024 - Respiratory Care at the Bedside



November 6, 2024: Nutritional Support for the ELBW

CURRENT MONTH (JUNE 2024)



Zoom Link for Live Monthly Calls



JUNE 5 REPLAY: From Idea to Implementation

Member Spotlights



Melinda Porter, RN, CNS, NNP-BC, C-NNIC



Amber Patzlaff, RNC-NIC, C-ELBW



Members Dashboard & Portal

S
B
N
Q
C
C

SBNQCC: 2024-25 Collaborative / Categories / REPLAYS AND RESOURCES / MARCH 2024: Thermoregulation & Humidity Protocols for ELBW

ABOUT THIS LESSON

ADMISSION THERMOREGULATION SMALL BABY and BEYOND

Jessica Jones, NNP-BC
Katie Fedor, MSN
Amanda Williams, MSN, CNS

SBNQCC - MARCH 2024

REPLAYS AND RESOURCES

8 Lessons

- Admission Golden Hour Golden Hour, Admission
- 4 THERMOREGULATION Admission Temp Humidity MARCH 2024: Thermoregulation & Humidity Protocols for ELBW
- 5 SKIN CARE Products Policies Protection APRIL 2024: Skin Care Products & Practices for the ELBW

Helpful Articles:

Behr, J. H., Wardell, D., Rozmus, C. L., & Casarez, R. L. (2020). Prevention strategies in the NICU. Neonatal Network, 39(6), 321-329.

Retrieve from: <https://connect.springerpub.com/content/sgrnn/39/6/321>

Burns, R., & Bell, T. (2024). Skincare bundle for the very low birth weight and extremely low birth weight neonate. Journal of Neonatal Nursing, 30(1), 98-101.

Retrieve from: <https://www.sciencedirect.com/science/article/abs/pii/S1355184123000544>

Scheans, P., Ecklund, M., & Hampton, R. (2019). Developing skin, wound, and ostomy care in the NICU in a children's hospital. Neonatal Network, 38(5), 296-310.

Files

- Tips From Giraffe.pdf
- SBNQCC - Thermoregulation - March 2024 - 2per page.pdf
- The Nursling.docx
- ThermoReg-Quick Fact Sheet and Admission Audit.pdf
- Humidification Policy Update - Bedside Flyer.pdf
- NICU Admit Temps - Cold Truth - Apanovitch 2020 ANC.pdf
- Thermoregulation Care Plan.pdf
- Preterm Humidity Settings - rev art - glass 2020

EVALUATION & CEU CERTIFICATE:

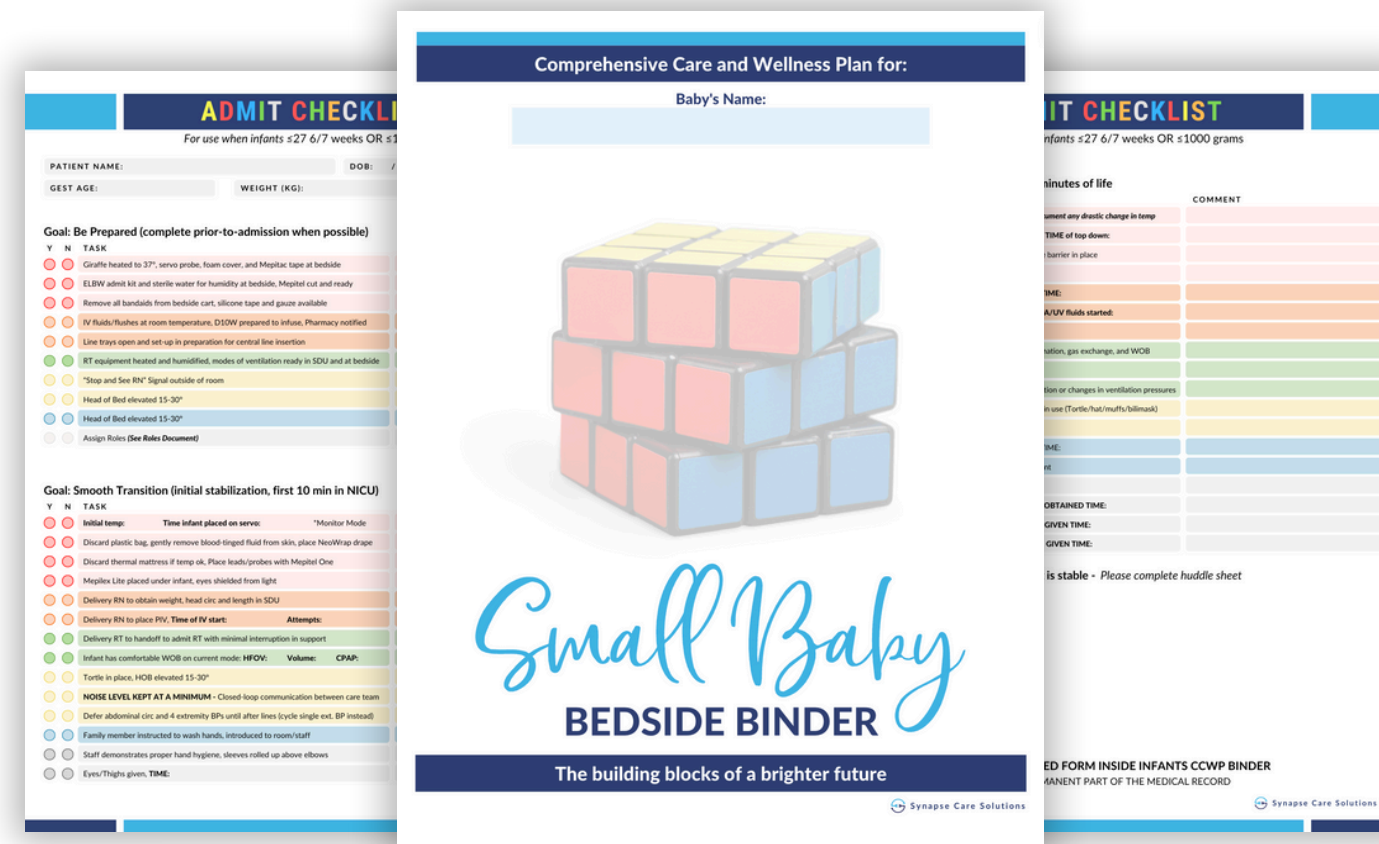


Click button to complete the online evaluation form and download your certificate.

This presentation has been approved by the California Board of Registered Nurses for 1 contact hour.

Goal: By the End of the Year

- A Custom Resource Binder for your SB Program
- Staff Education
- Bedside Care Plans
- Bedside Checklists
- Risk Assessment Tools
- Charts and Calculations
- Resource Articles
- SBAR, Rounding, and Report Templates



S

B

N

Q

C

C

Join Season 2

SBNQCC

WWW.SBNQCC.COM

3 Ways to Join the Small Baby Collaborative

**INDIVIDUAL
MEMBERS:
\$750**

[Click to Sign Up](#)

**GROUP
REGISTRATION:
\$3,000**

[Register up to 5
members](#)

**REQUEST A
HOSPITAL
INVOICE**


[Get hospital approval](#)




ONLINE COURSES

EDUCATION • CONNECTION • INSPIRATION



 *Small*
BABY
BRAIN CARE
COURSE



 NEONATAL
BRAIN
Cooling



aEEG
Mastery



NCC NEURO-NICU
CERTIFICATION:

 *Self-Study*
EXAM PREP



SYNAPSE

CARE SOLUTIONS



www.synapsecare.com



[@SynapseCareSolutions](https://www.instagram.com/SynapseCareSolutions)



[@SynapseCareSolutions](https://www.facebook.com/SynapseCareSolutions)



[@SynapseCareSolutions](https://www.linkedin.com/company/SynapseCareSolutions)



support@synapsecare.com