Dimensional

MATRIX BOOK 2024

HISTORICAL RETURNS DATA—UNITED STATES

ON THE COVER

Science has transformed every aspect of our lives, including the way we interact, travel, and even invest. The cover captures innovations from the 1970s, when index funds were born, and the advancements since then that have shaped our world for the better.

1971

The Beginning of a New Way to Invest, Based on Science

By David Booth, Founder and Chairman

David Booth in the early 1970s

I'd rather be an investor in 2024 than in 1971. Back then, investment options were limited, opaque, and expensive. Portfolios were based on predictions and often highly concentrated.

Starting in the mid-1960s when computers became available, leading academics began developing and testing theories with stock market data. Within a short period of time, seminal research came out that paved the way for investing to shift from being a speculative sport to becoming a science.

So, what did these academics uncover? For one, professional money managers performed no better than you'd expect by chance. After fees, they performed worse than chance and their results looked random. Gene Fama at the University of Chicago developed the efficient market hypothesis, which offered a sensible theory as to why. His main insight was that markets do a good job incorporating all available information and driving it into prices. That's great news for investors because it means you can win without having to identify pricing "mistakes" or predict the future. In many ways, it heralded the democratization of investing.

I was lucky to be at the University of Chicago as many of these new ideas were being developed. It's hard to describe how exciting it was. Groundbreaking ideas led to more research and more questions. It inspired me to put these ideas into practice.

▲ *Professor Eugene Fama at the University of Chicago*

▲ *The University of Chicago campus*

> Markets do a good job incorporating all available information and driving it into prices.

THEN AND NOW

What other innovations got off the ground in 1971?

Indexing launched in 1971, a year that saw many other notable debuts. Investing has made great advances beyond index funds in the years since, alongside progress across a range of industries.

Starbucks opens its first coffee shop

NOW

38,500+ shops

Intel introduces the world's first microprocessor

THEN

2,300 transistors per chip

NOW

46 billion transistors per chip

Fast-forward to 1971. One of the first index funds, which I worked on with Mac McQuown when he led the management sciences division at Wells Fargo Bank, was an initial step in applying these insights. Mac had what is now the "who's who" list of academics consulting with the team. Several went on to earn Nobel Prizes. We asked ourselves, "If it's difficult for investors to consistently pick winners, is there a way to beat the market without outguessing it?"

John "Mac" McQuown at Wells Fargo in the early 1970s (Photo is used with permission from Wells Fargo Corporate Archives.)

The group contemplated different weighting schemes and adding leverage as potential ways to perform better. That led to our launching an equally weighted New York Stock Exchange index fund. Two attributes emerged as important when forming an index portfolio: maximizing diversification and minimizing costly trading. Shortly after our launch, the trust department at Wells Fargo came up with the idea of simply tracking the S&P 500 Index using market-cap weighting. That caught people's imaginations because it's easy to explain and cheap to do.

> "If it's difficult for investors to consistently pick winners, is there a way to beat the market without outguessing it?"

Indexing was revolutionary at the time, because it meant that investors could finally capture market returns without trying to time the market or pick stocks. It also created a new standard of manager accountability that was easy to monitor. Unless the index fund matched the returns of the index minus its fees, managers weren't doing their jobs. But what started as a way to hold managers accountable became an obsession with zero tracking error. This fixation on matching—rather than beating—benchmarks is unnecessarily rigid. It shortchanges the investor and leaves money on the table. That's why, soon after creating the first index funds, my colleagues and I were driven to create something even better.

Today—unlike in 1971—investors have the opportunity to do better than index investing while still maintaining the virtues of diversification and low costs. One way to do better is structural, designing portfolios informed by financial science. Weighting stocks by market capitalization, as many indexes do, is not the only way to form a diversified portfolio with exposure to a market segment. Subsequent research has found that not all stocks have the same expected returns, so it's possible to systematically emphasize stocks with higher expected returns.

John "Mac" McQuown and David Booth at Dimensional in the 1980s

FedEx is incorporated

NOW

16.5 million packages shipped daily

IBM debuts the 8-inch floppy disk

THEN

80 kilobytes per disk

NOW

Cloud allows uploads of **10 terabytes**

Inventor of email sends first message

NOW

360 billion emails sent each day

Nasdaq begins operating the first electronic stock market

THEN

Two billion shares traded in first year

NOW

Half-a-trillion shares traded annually

Disney World opens in Florida

NOW

47 million visitors a year

Sources: Starbucks, number of stores as of January 2024; FedEx, average daily package volume based on 255 operating days per year; Intel and *transistorcount.com,* number of transistors on Intel Xeon Sapphire Rapids processor launched in 2023; *computerhistory.org* and IBM, largest upload supported by IBM Cloud Object Storage as of 2023; BBC, first email sent by Ray Tomlinson over ARPANET, and Statista, based on projected number of emails sent and received each day in 2024 (forecast in 2022); *Traders Magazine,* 2 billion shares traded in about 2,500 securities, and Nasdaq, based on monthly equity volumes from 2023; Disney and AECOM Theme Index *Global Attractions Attendance Report* for 2022, the most recent year available.

Second, implementation matters. While many indexes rebalance as infrequently as once or twice a year, staying flexible allows you to buy and sell securities every day based on up-to-date information on what can improve returns. Flexibility can be a key source of value, because it allows an investor to seek better prices than index funds may get. Myron Scholes and Robert Merton became Nobel laureates for their options pricing model, which highlighted the merits of flexibility. The insight applies well beyond options—more flexibility in implementation could give investors a better deal while still allowing them to benefit from the positives of indexing.

Robert Merton and Myron Scholes at the Nobel ceremony in 1997

It is remarkable to look back at 1971 and see how much the world has changed. When it comes to investing, people are having a much better experience today—fees are lower, transparency is higher, and our understanding of markets has advanced. It's gratifying to see how a scientific approach made it possible to not only match an index, but to do even better. ■

> It's gratifying to see how a scientific approach made it possible to not only match an index, but to do even better.

Table of Contents

The Beginning of a New Way to Invest, Based on Science
How to Use This Book
Annualized Rates of Returns (%)
CRSP 1–10 Index 1926–2023
S&P 500 Index 1926–2023
Dimensional US Adjusted Market 2 Index 1928–2023
Dimensional US Large Cap Value Index 1928–2023
Dimensional US Small Cap Index 1928–2023
Dimensional US Small Cap Value Index 1928–2023
Dimensional US Small Cap Growth Index 1975–2023
NASDAQ Composite Index 1972–2023
MSCI All Country World Index 1988–2023
MSCI World ex USA Index 1970–2023
Dimensional International Adjusted Market Index 1975–2023
Dimensional International Large Value Index 1990–2023
Dimensional International Small Cap Index 1970–2023
Dimensional International Small Cap Value Index 1982–2023
Dimensional International Small Cap Growth Index 1990–2023
MSCI Emerging Markets Index 1988–2023
Dimensional Emerging Markets Adjusted Market Index 1990–2023
Dimensional Emerging Markets Value Index 1990–2023
Dimensional Emerging Markets Small Index 1989–2023
Dow Jones US Select REIT Index 1978–2023
S&P Global REIT Index 1990–2023
One-Month US Treasury Bills 1926–2023
Long-Term Government Bonds 1926–2023
Bloomberg US Aggregate Bond Index 1976–2023
Bloomberg US Government/Credit Bond Index Intermediate 1973–2023
Dimensional US Adjusted Investment Grade Index 1990–2023
Bloomberg Global Aggregate ex USD Bond Index (Hedged to USD) 1990–2023
Bloomberg Global Aggregate Bond Index (Hedged to USD) 1990–2023
Bloomberg Global Aggregate Credit Bond Index (Hedged to USD) 2001–2023
Dimensional Targeted Credit Index (Hedged to USD) 2000–2023
Dimensional Short-Term Extended Quality Index 1996–2023
Dimensional Global Adjusted Fixed Income Market Index (Hedged to USD) 2000–2023
Bloomberg US Mortgage Backed Securities Index 1976–2023
Bloomberg Commodity Total Return Index 1992–2023
Bloomberg US TIPS Index 1998–2023
Bloomberg US TIPS Index (Inflation Adjusted) 1998–2023
Inflation: US Consumer Price Index 1926–2023
S&P 500 Index (Inflation Adjusted) 1926–2023
One-Month US Treasury Bills (Inflation Adjusted) 1926–2023
Dimensional Core Market Index Allocations 1985–2023
Dimensional Core Index Allocations 1985–2023
Dimensional Core Plus Index Allocations 1985–2023
World Equity Market Capitalization
Global Bond Market
The Randomness of Global Equity Returns
Sources and Descriptions of Data

How to Use This Book

Ⓐ Locate the column for the starting year.

Ⓑ Locate the row for the ending year.

Ⓒ The annualized return over that period is found where the row and column meet.

In this example, the matrix shows an annualized compound rate of return of 16.3% for the five-year period 2003–2007.

Additional Insights:

Ⓓ The single calendar-year return is found at the top of the column. (Example: 39.0% in 2010)

Ⓔ The annualized return for the entire multiyear period is found at the bottom of the column. (Example: 13.2% for 2010–2023)

Ⓕ Diagonal shading across the matrix indicates annualized returns at five-year intervals.

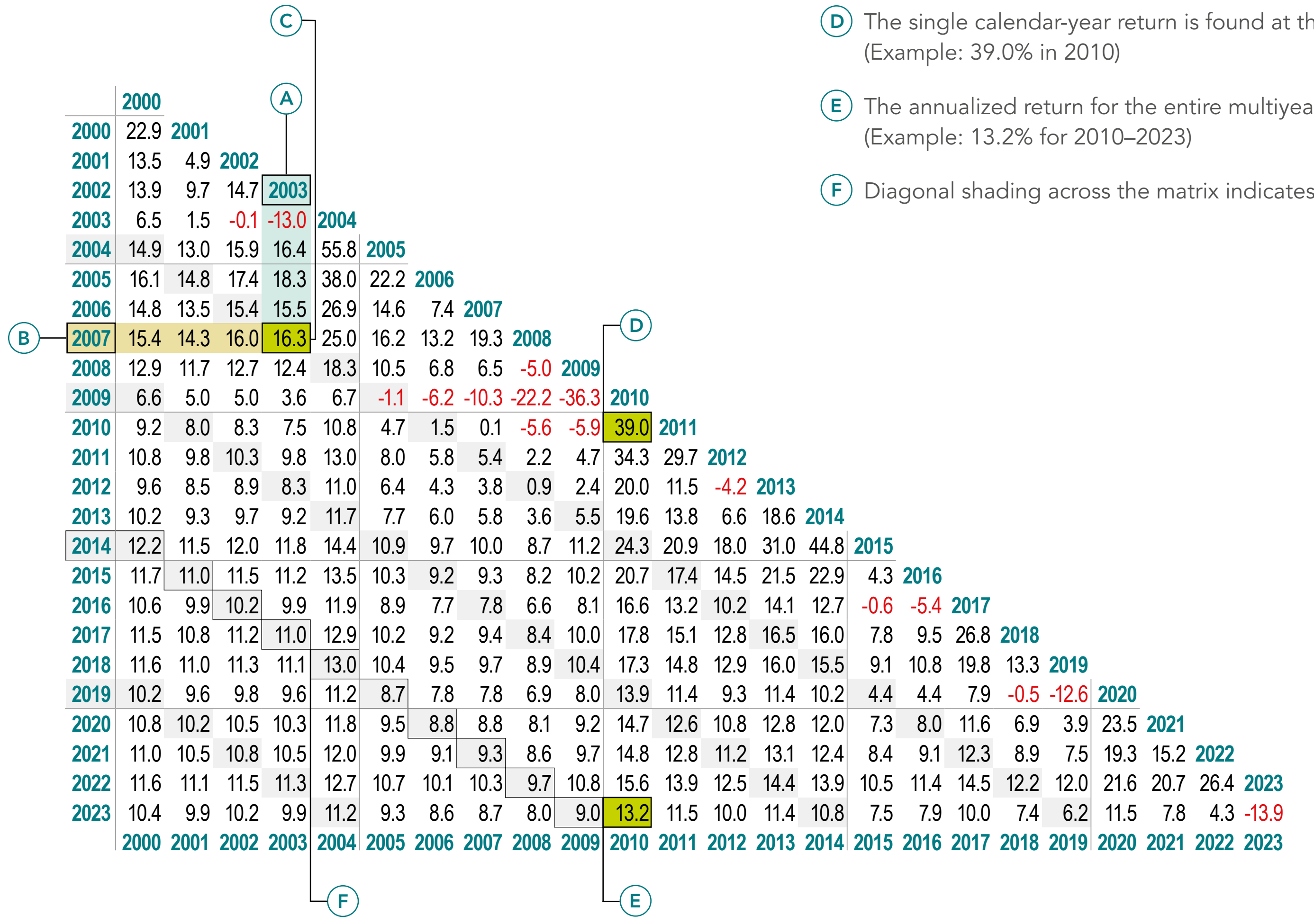

	2000	2001	2002	2003	2004	2005	2006	2007	2008	2009	2010	2011	2012	2013	2014	2015	2016	2017	2018	2019	2020	2021	2022	2023
2000	22.9																							
2001	13.5	4.9																						
2002	13.9	9.7	14.7																					
2003	6.5	1.5	-0.1	-13.0																				
2004	14.9	13.0	15.9	16.4	55.8																			
2005	16.1	14.8	17.4	18.3	38.0	22.2																		
2006	14.8	13.5	15.4	15.5	26.9	14.6	7.4																	
2007	15.4	14.3	16.0	16.3	25.0	16.2	13.2	19.3																
2008	12.9	11.7	12.7	12.4	18.3	10.5	6.8	6.5	-5.0															
2009	6.6	5.0	5.0	3.6	6.7	-1.1	-6.2	-10.3	-22.2	-36.3														
2010	9.2	8.0	8.3	7.5	10.8	4.7	1.5	0.1	-5.6	-5.9	39.0													
2011	10.8	9.8	10.3	9.8	13.0	8.0	5.8	5.4	2.2	4.7	34.3	29.7												
2012	9.6	8.5	8.9	8.3	11.0	6.4	4.3	3.8	0.9	2.4	20.0	11.5	-4.2											
2013	10.2	9.3	9.7	9.2	11.7	7.7	6.0	5.8	3.6	5.5	19.6	13.8	6.6	18.6										
2014	12.2	11.5	12.0	11.8	14.4	10.9	9.7	10.0	8.7	11.2	24.3	20.9	18.0	31.0	44.8									
2015	11.7	11.0	11.5	11.2	13.5	10.3	9.2	9.3	8.2	10.2	20.7	17.4	14.5	21.5	22.9	4.3								
2016	10.6	9.9	10.2	9.9	11.9	8.9	7.7	7.8	6.6	8.1	16.6	13.2	10.2	14.1	12.7	-0.6	-5.4							
2017	11.5	10.8	11.2	11.0	12.9	10.2	9.2	9.4	8.4	10.0	17.8	15.1	12.8	16.5	16.0	7.8	9.5	26.8						
2018	11.6	11.0	11.3	11.1	13.0	10.4	9.5	9.7	8.9	10.4	17.3	14.8	12.9	16.0	15.5	9.1	10.8	19.8	13.3					
2019	10.2	9.6	9.8	9.6	11.2	8.7	7.8	7.8	6.9	8.0	13.9	11.4	9.3	11.4	10.2	4.4	4.4	7.9	-0.5	-12.6				
2020	10.8	10.2	10.5	10.3	11.8	9.5	8.8	8.8	8.1	9.2	14.7	12.6	10.8	12.8	12.0	7.3	8.0	11.6	6.9	3.9	23.5			
2021	11.0	10.5	10.8	10.5	12.0	9.9	9.1	9.3	8.6	9.7	14.8	12.8	11.2	13.1	12.4	8.4	9.1	12.3	8.9	7.5	19.3	15.2		
2022	11.6	11.1	11.5	11.3	12.7	10.7	10.1	10.3	9.7	10.8	15.6	13.9	12.5	14.4	13.9	10.5	11.4	14.5	12.2	12.0	21.6	20.7	26.4	
2023	10.4	9.9	10.2	9.9	11.2	9.3	8.6	8.7	8.0	9.0	13.2	11.5	10.0	11.4	10.8	7.5	7.9	10.0	7.4	6.2	11.5	7.8	4.3	-13.9
	2000	2001	2002	2003	2004	2005	2006	2007	2008	2009	2010	2011	2012	2013	2014	2015	2016	2017	2018	2019	2020	2021	2022	2023

The heat map shows annualized returns converted to shades of red and green based on positive and negative ranges. They are provided for matrices that date back to at least 1985.

- 🟩 >25%
- 🟩 >15% to 25%
- 🟩 >10% to 15%
- 🟩 >5% to 10%
- 🟩 0% to 5%
- 🟥 <0% to −5%
- 🟥 <−5% to −10%
- 🟥 <−10% to −15%
- 🟥 <−15% to −25%
- 🟥 <−25%



If you are a retail investor, this document has been presented to you by your financial advisor, who can help explain its contents. **Past performance is not a guarantee of future results. Actual returns may be lower.** The Dimensional indices represent academic concepts that may be used in portfolio construction and are not available for direct investment or for use as a benchmark. Index returns are not representative of actual portfolios and do not reflect costs and fees associated with an actual investment. See Sources and Descriptions of Data for additional information, including descriptions of the Dimensional index data.

Annualized Rates of Returns (%)

	1 Year 2023	5 Years 2019–2023	10 Years 2014–2023	15 Years 2009–2023	20 Years 2004–2023	50 Years 1974–2023	80 Years 1944–2023
CRSP 1–10 Index	26.6	15.2	11.4	13.9	9.8	11.3	11.4
S&P 500 Index	26.3	15.7	12.0	14.0	9.7	11.2	11.5
Dimensional US Adjusted Market 2 Index	22.4	15.2	11.1	14.3	10.3	13.0	12.7
Dimensional US Large Cap Value Index	15.0	11.3	8.5	12.3	8.0	13.1	13.1
Dimensional US Small Cap Index	18.5	12.9	8.6	13.6	9.7	14.2	13.5
Dimensional US Small Cap Value Index	15.7	14.2	9.1	14.3	9.9	16.4	15.7
Dimensional US Small Cap Growth Index	23.0	12.8	9.0	13.7	10.4	—	—
NASDAQ Composite Index	43.4	17.7	13.6	16.2	10.6	10.7	—
MSCI All Country World Index	22.8	12.3	8.5	10.8	8.1	—	—
MSCI World ex USA Index	18.6	9.0	4.8	7.5	6.2	9.0	—
Dimensional International Adjusted Market Index	16.9	8.9	5.3	8.7	7.3	—	—
Dimensional International Large Value Index	19.7	8.9	4.8	8.1	6.4	—	—
Dimensional International Small Cap Index	14.8	8.0	5.2	9.6	8.0	12.6	—
Dimensional International Small Cap Value Index	19.4	10.2	5.8	10.1	8.7	—	—
Dimensional International Small Cap Growth Index	12.5	7.2	5.4	10.4	8.4	—	—
MSCI Emerging Markets Index	10.3	4.1	3.0	6.9	7.2	—	—
Dimensional Emerging Markets Adjusted Market Index	14.6	6.5	4.7	9.0	9.2	—	—
Dimensional Emerging Markets Value Index	16.0	6.3	4.4	8.5	9.3	—	—
Dimensional Emerging Markets Small Index	17.2	7.9	5.8	10.6	9.8	—	—
Dow Jones US Select REIT Index	14.0	6.1	7.0	10.0	7.6	—	—
S&P Global REIT Index	11.5	5.2	5.8	9.2	6.9	—	—
One-Month US Treasury Bills	4.9	1.8	1.2	0.8	1.4	4.3	3.7
Long-Term Government Bonds	2.0	−1.4	2.2	2.0	4.0	7.2	5.3
Bloomberg US Aggregate Bond Index	5.5	1.1	1.8	2.7	3.2	—	—
Bloomberg US Government/Credit Bond Index Intermediate	5.2	1.6	1.7	2.5	2.9	6.4	—
Dimensional US Adjusted Investment Grade Index	6.0	1.8	2.2	3.3	3.5	—	—
Bloomberg Global Aggregate ex USD Bond Index (Hedged to USD)	8.3	1.5	2.8	3.1	3.6	—	—
Bloomberg Global Aggregate Bond Index (Hedged to USD)	7.1	1.4	2.4	3.0	3.4	—	—
Bloomberg Global Aggregate Credit Bond Index (Hedged to USD)	8.7	2.2	2.8	4.2	3.8	—	—
Dimensional Targeted Credit Index (Hedged to USD)	8.4	2.9	2.8	4.9	4.1	—	—
Dimensional Short-Term Extended Quality Index	4.9	1.7	1.6	2.5	2.8	—	—
Dimensional Global Adjusted Fixed Income Market Index (Hedged to USD)	11.2	3.2	4.0	5.6	4.9	—	—
Bloomberg US Mortgage Backed Securities Index	5.0	0.3	1.4	2.1	3.0	—	—
Bloomberg Commodity Total Return Index	−7.9	7.2	−1.1	−0.2	−0.1	—	—
Bloomberg US TIPS Index	3.9	3.2	2.4	3.5	3.6	—	—
Bloomberg US TIPS Index (Inflation Adjusted)	0.5	−0.9	−0.4	0.9	1.0	—	—
Inflation: US Consumer Price Index	3.4	4.1	2.8	2.6	2.6	3.9	3.7
S&P 500 Index (Inflation Adjusted)	22.2	11.2	9.0	11.1	6.9	7.1	7.6
One-Month US Treasury Bills (Inflation Adjusted)	1.5	−2.2	−1.6	−1.7	−1.2	0.5	0.1

CRSP 1–10 Index

1926–2023

	1926	1927	1928	1929	1930	1931	1932	1933	1934	1935	1936	1937	1938	1939	1940	1941	1942	1943	1944	1945	1946	1947	1948	1949	1950	1951	1952	1953	1954	1955	1956	1957	1958	1959	1960	1961	1962	1963	1964	1965	1966	1967	1968	1969	1970	1971	1972	1973	1974	1975	1976	1977	1978	1979	1980	1981	1982	1983	1984	1985	1986	1987	1988	1989	1990	1991	1992	1993	1994	1995	1996	1997	1998	1999	2000	2001	2002	2003	2004	2005	2006	2007	2008	2009	2010	2011	2012	2013	2014	2015	2016	2017	2018	2019	2020	2021	2022	2023
1926	8.4
1927	20.3	33.5
1928	26.0	35.9	38.4
1929	14.2	16.1	8.3	-15.2
1930	3.9	2.8	-5.8	-22.3	-28.8
1931	-6.2	-8.8	-17.1	-30.1	-36.6	-43.5
1932	-6.5	-8.8	-15.5	-25.3	-28.4	-28.2	-8.6
1933	-0.3	-1.5	-6.3	-13.4	-12.9	-6.8	19.6	56.7
1934	0.2	-0.8	-4.9	-10.7	-9.7	-4.2	14.2	27.7	4.1
1935	3.9	3.4	0.2	-4.3	-2.4	4.0	21.1	33.0	22.6	44.4
1936	6.2	6.0	3.3	-0.4	2.0	8.2	23.3	32.9	25.8	38.2	32.3
1937	2.0	1.4	-1.3	-4.9	-3.6	0.7	10.9	15.3	6.7	7.6	-7.1	-34.7
1938	3.8	3.4	1.1	-2.1	-0.5	3.8	13.2	17.3	10.7	12.4	3.4	-8.5	28.2
1939	3.7	3.4	1.2	-1.6	-0.2	3.7	11.8	15.1	9.4	10.4	3.3	-4.9	14.8	2.8
1940	3.0	2.6	0.5	-2.1	-0.8	2.5	9.6	12.1	6.8	7.3	1.1	-5.5	7.0	-2.3	-7.1
1941	2.1	1.7	-0.3	-2.7	-1.6	1.3	7.4	9.4	4.6	4.6	-0.8	-6.4	2.4	-4.9	-8.6	-10.1
1942	2.9	2.6	0.8	-1.5	-0.4	2.5	8.2	10.0	5.8	6.0	1.4	-3.0	5.0	-0.1	-1.0	2.2	16.1
1943	4.2	3.9	2.3	0.3	1.5	4.3	9.7	11.6	7.9	8.3	4.5	1.0	8.6	5.1	5.7	10.3	22.1	28.4
1944	5.0	4.8	3.3	1.5	2.7	5.4	10.6	12.4	9.0	9.5	6.2	3.4	10.4	7.7	8.6	13.0	21.9	24.9	21.5
1945	6.5	6.4	5.0	3.3	4.6	7.4	12.4	14.2	11.2	11.9	9.1	6.8	13.5	11.6	13.1	17.7	25.9	29.3	29.7	38.5
1946	5.8	5.7	4.4	2.8	4.0	6.5	11.0	12.6	9.8	10.3	7.6	5.4	11.2	9.2	10.1	13.3	18.7	19.3	16.4	14.0	-6.2
1947	5.7	5.6	4.4	2.8	3.9	6.3	10.6	12.0	9.3	9.7	7.3	5.2	10.4	8.6	9.3	11.9	16.0	16.0	13.1	10.4	-1.4	3.6
1948	5.6	5.4	4.3	2.8	3.8	6.0	10.1	11.3	8.8	9.2	6.9	5.0	9.6	7.9	8.5	10.6	13.9	13.6	10.8	8.3	-0.3	2.8	2.1
1949	6.1	6.0	4.9	3.6	4.6	6.7	10.6	11.8	9.5	9.9	7.8	6.1	10.4	9.0	9.6	11.6	14.7	14.5	12.3	10.6	4.5	8.3	10.8	20.2
1950	7.0	6.9	5.9	4.6	5.7	7.8	11.5	12.8	10.6	11.0	9.1	7.6	11.8	10.6	11.3	13.3	16.3	16.3	14.6	13.5	9.1	13.3	16.7	24.8	29.6
1951	7.5	7.5	6.5	5.3	6.3	8.4	12.0	13.2	11.1	11.6	9.8	8.4	12.4	11.3	12.0	14.0	16.7	16.8	15.4	14.5	11.0	14.7	17.7	23.4	25.1	20.7
1952	7.7	7.7	6.8	5.6	6.6	8.6	12.0	13.2	11.3	11.7	10.0	8.7	12.5	11.5	12.1	13.9	16.4	16.4	15.2	14.4	11.3	14.5	16.8	20.8	21.1	17.0	13.4
1953	7.4	7.4	6.5	5.4	6.4	8.2	11.5	12.5	10.7	11.1	9.5	8.2	11.7	10.7	11.3	12.8	15.0	14.9	13.6	12.8	9.9	12.4	14.0	16.5	15.6	11.3	6.9	0.7
1954	8.7	8.7	7.9	6.8	7.8	9.7	12.9	14.0	12.3	12.7	11.3	10.2	13.7	12.8	13.5	15.2	17.4	17.5	16.5	16.0	13.8	16.6	18.5	21.5	21.8	19.9	19.6	22.9	50.0
1955	9.2	9.2	8.5	7.5	8.5	10.3	13.4	14.5	12.9	13.3	11.9	11.0	14.3	13.5	14.2	15.8	17.9	18.0	17.2	16.8	14.9	17.5	19.3	22.0	22.3	20.9	21.0	23.7	37.0	25.2
1956	9.2	9.2	8.4	7.5	8.5	10.2	13.2	14.2	12.7	13.1	11.8	10.8	14.0	13.2	13.9	15.3	17.2	17.3	16.5	16.1	14.3	16.5	18.1	20.2	20.2	18.7	18.3	19.6	26.7	16.4	8.3
1957	8.5	8.5	7.8	6.8	7.7	9.4	12.2	13.1	11.6	12.0	10.7	9.7	12.6	11.9	12.4	13.6	15.3	15.3	14.4	13.8	12.0	13.8	14.9	16.4	15.9	14.1	13.1	13.0	16.3	6.8	-1.3	-10.0
1958	9.5	9.5	8.8	7.9	8.8	10.5	13.3	14.2	12.8	13.2	12.0	11.1	14.0	13.3	13.9	15.2	16.9	16.9	16.2	15.8	14.3	16.1	17.4	19.0	18.9	17.6	17.2	17.8	21.5	15.3	12.2	14.2	45.0
1959	9.6	9.6	8.9	8.1	9.0	10.6	13.3	14.2	12.8	13.1	12.0	11.2	13.9	13.3	13.8	15.1	16.6	16.7	16.0	15.6	14.1	15.9	17.0	18.4	18.2	17.0	16.6	17.0	20.0	14.8	12.3	13.7	27.8	12.7
1960	9.3	9.3	8.7	7.9	8.7	10.2	12.8	13.7	12.3	12.7	11.5	10.8	13.3	12.7	13.2	14.3	15.8	15.8	15.0	14.7	13.2	14.8	15.7	16.9	16.6	15.3	14.8	14.9	17.1	12.4	10.0	10.4	18.2	6.8	1.2
1961	9.8	9.8	9.2	8.4	9.2	10.8	13.3	14.1	12.8	13.2	12.1	11.4	13.9	13.3	13.8	14.9	16.3	16.3	15.7	15.3	14.0	15.5	16.4	17.6	17.4	16.3	15.9	16.2	18.3	14.4	12.6	13.5	20.4	13.1	13.3	26.9
1962	9.2	9.2	8.6	7.8	8.6	10.0	12.4	13.2	11.9	12.2	11.2	10.4	12.8	12.2	12.6	13.6	14.9	14.8	14.1	13.8	12.4	13.7	14.4	15.4	15.0	13.9	13.3	13.2	14.7	11.0	9.1	9.2	13.5	6.8	4.9	6.8	-10.2
1963	9.5	9.5	8.9	8.2	8.9	10.3	12.7	13.4	12.2	12.5	11.5	10.8	13.1	12.5	13.0	13.9	15.2	15.1	14.5	14.1	12.9	14.1	14.8	15.7	15.4	14.4	13.9	13.9	15.3	12.0	10.5	10.8	14.7	9.5	8.7	11.3	4.2	21.0
1964	9.6	9.7	9.1	8.4	9.1	10.5	12.8	13.5	12.4	12.6	11.7	11.0	13.2	12.7	13.1	14.0	15.2	15.2	14.6	14.2	13.1	14.2	14.9	15.8	15.5	14.5	14.1	14.1	15.4	12.4	11.1	11.5	14.9	10.6	10.1	12.5	8.1	18.5	16.1
1965	9.8	9.8	9.2	8.5	9.3	10.6	12.8	13.6	12.4	12.7	11.8	11.1	13.3	12.7	13.1	14.0	15.2	15.1	14.6	14.2	13.1	14.3	14.9	15.7	15.4	14.5	14.1	14.1	15.3	12.6	11.4	11.8	14.9	11.1	10.8	12.9	9.6	17.2	15.3	14.5
1966	9.3	9.3	8.7	8.0	8.7	10.0	12.2	12.8	11.7	12.0	11.0	10.4	12.4	11.9	12.2	13.1	14.1	14.0	13.4	13.1	12.0	13.0	13.5	14.2	13.8	12.9	12.4	12.3	13.3	10.7	9.4	9.5	12.0	8.4	7.8	9.0	5.7	10.1	6.6	2.2	-8.7
1967	9.7	9.7	9.2	8.5	9.2	10.5	12.6	13.3	12.2	12.4	11.6	10.9	12.9	12.4	12.8	13.6	14.6	14.6	14.0	13.7	12.7	13.7	14.2	14.9	14.6	13.8	13.4	13.4	14.3	12.0	10.9	11.2	13.5	10.5	10.2	11.6	9.2	13.6	11.8	10.4	8.4	28.7
1968	9.8	9.8	9.3	8.7	9.4	10.6	12.6	13.3	12.2	12.5	11.6	11.0	13.0	12.5	12.8	13.6	14.6	14.6	14.0	13.7	12.8	13.7	14.2	14.9	14.6	13.8	13.4	13.4	14.3	12.1	11.2	11.4	13.6	10.9	10.7	11.9	9.9	13.7	12.3	11.3	10.3	21.2	14.1
1969	9.3	9.3	8.8	8.1	8.8	10.0	11.9	12.5	11.5	11.7	10.9	10.3	12.1	11.6	12.0	12.7	13.6	13.5	13.0	12.6	11.7	12.5	12.9	13.5	13.1	12.3	11.9	11.8	12.5	10.4	9.4	9.5	11.3	8.7	8.3	9.1	7.1	9.8	8.0	6.5	4.5	9.4	0.8	-10.9
1970	9.1	9.1	8.6	7.9	8.6	9.7	11.6	12.2	11.2	11.4	10.6	10.0	11.7	11.3	11.5	12.2	13.1	13.0	12.4	12.1	11.2	12.0	12.3	12.8	12.5	11.7	11.2	11.1	11.8	9.7	8.8	8.8	10.4	7.9	7.5	8.2	6.2	8.5	6.8	5.4	3.6	7.0	0.6	-5.6	0.0
1971	9.2	9.2	8.7	8.1	8.7	9.9	11.7	12.3	11.3	11.5	10.7	10.2	11.9	11.4	11.7	12.4	13.2	13.1	12.6	12.3	11.4	12.1	12.5	13.0	12.6	11.9	11.5	11.4	12.0	10.1	9.2	9.3	10.8	8.5	8.2	8.9	7.2	9.3	8.0	6.8	5.6	8.7	4.2	1.1	7.8	16.1
1972	9.4	9.4	8.9	8.3	8.9	10.0	11.8	12.4	11.5	11.7	10.9	10.3	12.0	11.6	11.8	12.5	13.3	13.2	12.7	12.4	11.6	12.3	12.7	13.1	12.8	12.1	11.7	11.6	12.3	10.5	9.6	9.7	11.2	9.1	8.8	9.5	8.0	10.1	8.9	8.0	7.1	10.1	6.7	4.9	10.7	16.5	16.8
1973	8.7	8.7	8.2	7.6	8.2	9.3	11.0	11.5	10.6	10.8	10.0	9.5	11.0	10.6	10.8	11.4	12.2	12.0	11.5	11.2	10.3	11.0	11.3	11.7	11.3	10.6	10.2	10.0	10.5	8.7	7.9	7.9	9.1	7.0	6.7	7.1	5.6	7.1	5.8	4.8	3.6	5.5	2.1	-0.2	2.7	3.6	-2.2	-18.1
1974	7.8	7.8	7.3	6.7	7.3	8.3	9.9	10.4	9.5	9.6	8.8	8.3	9.8	9.3	9.5	10.0	10.7	10.5	10.0	9.6	8.8	9.3	9.6	9.9	9.5	8.7	8.2	8.0	8.3	6.6	5.7	5.5	6.5	4.5	4.0	4.2	2.6	3.8	2.3	1.0	-0.3	0.8	-2.7	-5.3	-4.1	-5.1	-11.3	-22.7	-27.0
1975	8.4	8.4	7.9	7.3	7.9	8.9	10.5	11.0	10.1	10.3	9.5	9.0	10.5	10.0	10.2	10.8	11.4	11.3	10.8	10.5	9.7	10.2	10.5	10.8	10.5	9.8	9.3	9.2	9.6	7.9	7.1	7.1	8.1	6.3	5.9	6.2	4.9	6.1	5.0	4.0	3.0	4.4	1.7	0.0	2.0	2.4	-0.8	-6.0	0.6	38.8
1976	8.7	8.7	8.3	7.7	8.3	9.2	10.9	11.3	10.5	10.6	9.9	9.4	10.9	10.4	10.6	11.2	11.9	11.7	11.3	11.0	10.2	10.8	11.0	11.3	11.0	10.4	10.0	9.8	10.3	8.7	8.0	8.0	9.0	7.3	7.0	7.4	6.2	7.5	6.5	5.7	5.0	6.4	4.2	3.0	5.2	6.1	4.2	1.3	8.7	32.6	26.8
1977	8.4	8.4	8.0	7.4	8.0	8.9	10.5	11.0	10.1	10.2	9.5	9.0	10.4	10.0	10.2	10.7	11.4	11.2	10.8	10.5	9.7	10.2	10.5	10.8	10.4	9.8	9.4	9.2	9.6	8.1	7.4	7.4	8.3	6.7	6.3	6.7	5.5	6.6	5.7	4.9	4.2	5.4	3.3	2.2	4.0	4.6	2.7	0.1	5.3	19.0	10.2	-4.3
1978	8.4	8.4	8.0	7.4	8.0	8.9	10.4	10.9	10.0	10.2	9.5	9.0	10.4	10.0	10.2	10.6	11.3	11.1	10.7	10.4	9.6	10.2	10.4	10.7	10.3	9.7	9.3	9.2	9.5	8.1	7.4	7.4	8.3	6.7	6.4	6.7	5.6	6.7	5.8	5.1	4.4	5.6	3.7	2.7	4.4	4.9	3.4	1.3	5.7	16.0	9.3	1.4	7.5
1979	8.7	8.7	8.2	7.7	8.2	9.2	10.7	11.1	10.3	10.4	9.8	9.3	10.7	10.3	10.4	10.9	11.6	11.4	11.0	10.7	10.0	10.5	10.7	11.0	10.7	10.1	9.8	9.6	10.0	8.6	8.0	8.0	8.9	7.4	7.2	7.5	6.5	7.6	6.8	6.2	5.6	6.8	5.2	4.4	6.1	6.8	5.6	4.1	8.4	17.3	12.5	8.1	14.8	22.6
1980	9.1	9.1	8.7	8.2	8.7	9.6	11.1	11.5	10.7	10.9	10.2	9.8	11.1	10.7	10.9	11.4	12.1	11.9	11.5	11.3	10.6	11.1	11.3	11.7	11.4	10.8	10.5	10.4	10.8	9.5	8.9	8.9	9.8	8.5	8.3	8.6	7.7	8.8	8.2	7.7	7.2	8.5	7.1	6.5	8.2	9.1	8.4	7.3	11.6	19.7	16.3	13.8	20.5	27.6	32.8
1981	8.8	8.8	8.4	7.9	8.4	9.3	10.8	11.2	10.4	10.6	9.9	9.5	10.8	10.4	10.6	11.0	11.6	11.5	11.1	10.8	10.2	10.7	10.9	11.2	10.9	10.3	10.0	9.9	10.2	9.0	8.4	8.4	9.2	7.9	7.7	8.0	7.1	8.1	7.5	7.0	6.5	7.6	6.3	5.7	7.2	7.9	7.1	6.1	9.5	16.1	12.7	10.1	14.0	16.2	13.1	-3.6
1982	9.0	9.0	8.6	8.2	8.7	9.5	11.0	11.4	10.6	10.8	10.1	9.7	11.0	10.6	10.8	11.3	11.9	11.7	11.3	11.1	10.4	10.9	11.2	11.4	11.2	10.6	10.3	10.2	10.6	9.4	8.8	8.9	9.7	8.4	8.2	8.6	7.8	8.8	8.1	7.7	7.3	8.4	7.2	6.7	8.2	8.9	8.3	7.5	10.8	16.7	13.8	11.8	15.3	17.4	15.7	8.0	21.0
1983	9.2	9.3	8.9	8.4	8.9	9.8	11.2	11.6	10.8	11.0	10.4	10.0	11.2	10.9	11.0	11.5	12.1	12.0	11.6	11.4	10.7	11.2	11.4	11.7	11.5	11.0	10.7	10.6	10.9	9.8	9.3	9.3	10.1	8.9	8.8	9.1	8.4	9.3	8.8	8.4	8.1	9.2	8.1	7.7	9.1	9.9	9.4	8.7	11.8	17.3	14.8	13.2	16.4	18.3	17.2	12.5	21.5	22.0
1984	9.2	9.2	8.8	8.3	8.8	9.7	11.0	11.5	10.7	10.9	10.3	9.8	11.1	10.7	10.9	11.3	11.9	11.8	11.4	11.2	10.6	11.0	11.2	11.5	11.3	10.8	10.5	10.4	10.7	9.6	9.1	9.1	9.9	8.8	8.6	8.9	8.2	9.1	8.6	8.2	7.9	8.9	7.9	7.5	8.8	9.5	9.0	8.4	11.1	15.9	13.6	12.1	14.6	15.9	14.6	10.4	15.5	12.9	4.5
1985	9.5	9.5	9.2	8.7	9.2	10.0	11.4	11.8	11.1	11.2	10.7	10.3	11.5	11.1	11.3	11.8	12.3	12.2	11.9	11.7	11.1	11.5	11.8	12.0	11.8	11.3	11.1	11.0	11.3	10.3	9.8	9.9	10.7	9.5	9.4	9.8	9.1	10.0	9.6	9.3	9.0	10.0	9.1	8.8	10.2	10.9	10.5	10.0	12.8	17.3	15.4	14.2	16.7	18.1	17.3	14.5	19.5	19.0	17.5	32.2
1986	9.6	9.6	9.3	8.8	9.3	10.1	11.5	11.9	11.2	11.3	10.8	10.4	11.6	11.2	11.4	11.9	12.4	12.3	12.0	11.8	11.2	11.6	11.9	12.1	11.9	11.5	11.2	11.2	11.5	10.5	10.0	10.1	10.8	9.8	9.7	10.0	9.4	10.3	9.8	9.6	9.3	10.3	9.4	9.2	10.5	11.2	10.9	10.5	13.0	17.2	15.4	14.4	16.6	17.8	17.2	14.7	18.8	18.3	17.1	23.9	16.2
1987	9.5	9.5	9.1	8.7	9.2	10.0	11.3	11.7	11.0	11.1	10.6	10.2	11.4	11.0	11.2	11.6	12.2	12.1	11.7	11.5	10.9	11.4	11.6	11.9	11.6	11.2	10.9	10.9	11.2	10.2	9.7	9.8	10.5	9.5	9.4	9.7	9.1	9.9	9.5	9.2	9.0	9.9	9.0	8.8	10.0	10.6	10.3	9.8	12.2	15.9	14.2	13.1	15.0	15.9	15.1	12.8	15.8	14.8	13.0	16.0	8.7	1.7
1988	9.6	9.6	9.3	8.8	9.3	10.1	11.4	11.8	11.1	11.3	10.7	10.3	11.5	11.2	11.3	11.8	12.3	12.2	11.9	11.7	11.1	11.5	11.7	12.0	11.8	11.4	11.1	11.1	11.4	10.4	10.0	10.0	10.8	9.8	9.7	10.0	9.4	10.2	9.8	9.6	9.4	10.3	9.4	9.2	10.4	11.0	10.7	10.3	12.5	16.1	14.5	13.5	15.3	16.1	15.4	13.4	16.1	15.3	14.0	16.5	11.7	9.5	18.0
1989	9.9	9.9	9.6	9.1	9.6	10.4	11.7	12.1	11.4	11.6	11.0	10.7	11.8	11.5	11.7	12.1	12.6	12.5	12.2	12.0	11.5	11.9	12.1	12.4	12.2	11.8	11.6	11.5	11.8	10.9	10.5	10.6	11.3	10.3	10.3	10.6	10.0	10.9	10.5	10.3	10.1	11.0	10.3	10.1	11.3	11.9	11.6	11.4	13.5	16.9	15.5	14.7	16.4	17.2	16.7	15.0	17.6	17.1	16.4	18.9	15.8	15.6	23.3	28.9
1990	9.6	9.6	9.3	8.9	9.3	10.1	11.4	11.8	11.1	11.2	10.7	10.3	11.4	11.1	11.3	11.7	12.2	12.1	11.8	11.6	11.1	11.5	11.7	11.9	11.7	11.3	11.1	11.0	11.3	10.4	10.0	10.0	10.7	9.8	9.7	10.0	9.4	10.2	9.8	9.6	9.4	10.2	9.5	9.3	10.4	10.9	10.6	10.3	12.3	15.3	13.9	13.0	14.5	15.1	14.4	12.7	14.7	14.0	12.9	14.3	11.1	9.8	12.7	10.1	-6.0
1991	10.0	10.0	9.7	9.3	9.7	10.5	11.7	12.1	11.5	11.6	11.1	10.7	11.8	11.5	11.7	12.1	12.6	12.5	12.2	12.0	11.5	12.0	12.1	12.4	12.2	11.8	11.6	11.6	11.9	11.0	10.6	10.7	11.4	10.5	10.4	10.7	10.2	11.0	10.6	10.4	10.3	11.1	10.5	10.3	11.4	11.9	11.7	11.5	13.4	16.4	15.1	14.4	15.8	16.5	16.0	14.6	16.6	16.1	15.4	17.0	14.7	14.4	17.8	17.7	12.5	34.7
1992	10.0	10.0	9.7	9.3	9.7	10.5	11.7	12.1	11.4	11.6	11.1	10.7	11.8	11.5	11.7	12.1	12.5	12.5	12.2	12.0	11.5	11.9	12.1	12.3	12.2	11.8	11.6	11.5	11.8	10.9	10.6	10.7	11.3	10.4	10.4	10.7	10.2	10.9	10.6	10.4	10.3	11.1	10.4	10.3	11.3	11.8	11.6	11.4	13.2	16.0	14.8	14.1	15.4	16.0	15.5	14.2	16.0	15.5	14.8	16.1	14.0	13.6	16.2	15.7	11.6	21.6	9.8
1993	10.0	10.0	9.7	9.3	9.7	10.5	11.7	12.1	11.4	11.6	11.1	10.7	11.8	11.5	11.7	12.0	12.5	12.5	12.2	12.0	11.5	11.9	12.1	12.3	12.1	11.8	11.6	11.5	11.8	11.0	10.6	10.7	11.3	10.5	10.4	10.7	10.2	10.9	10.6	10.4	10.3	11.1	10.5	10.3	11.3	11.8	11.6	11.4	13.1	15.7	14.6	13.9	15.1	15.7	15.2	13.9	15.5	15.1	14.4	15.5	13.6	13.3	15.3	14.8	11.5	18.0	10.5	11.1
1994	9.8	9.8	9.5	9.1	9.6	10.3	11.5	11.8	11.2	11.4	10.9	10.5	11.6	11.3	11.4	11.8	12.3	12.2	11.9	11.7	11.2	11.6	11.8	12.0	11.8	11.5	11.3	11.2	11.5	10.7	10.3	10.4	11.0	10.2	10.1	10.4	9.9	10.6	10.3	10.1	9.9	10.7	10.0	9.9	10.8	11.3	11.1	10.8	12.4	14.9	13.8	13.1	14.2	14.6	14.1	12.9	14.3	13.7	13.0	13.9	12.0	11.5	13.0	12.2	9.1	13.2	6.8	5.4	-0.1
1995	10.2	10.2	9.9	9.5	9.9	10.7	11.8	12.2	11.6	11.7	11.3	10.9	11.9	11.7	11.8	12.2	12.7	12.6	12.3	12.2	11.7	12.1	12.3	12.5	12.3	12.0	11.8	11.8	12.0	11.2	10.9	11.0	11.6	10.8	10.8	11.0	10.6	11.3	11.0	10.9	10.7	11.5	10.9	10.8	11.7	12.2	12.1	11.8	13.4	15.9	14.8	14.2	15.3	15.8	15.4	14.3	15.7	15.3	14.8	15.8	14.3	14.1	15.7	15.4	13.3	17.6	13.6	15.0	16.9	36.8
1996	10.3	10.4	10.0	9.7	10.1	10.8	12.0	12.3	11.7	11.9	11.4	11.1	12.1	11.8	12.0	12.4	12.8	12.8	12.5	12.3	11.9	12.3	12.5	12.7	12.5	12.2	12.0	12.0	12.2	11.5	11.2	11.2	11.8	11.1	11.0	11.3	10.9	11.6	11.3	11.2	11.1	11.8	11.2	11.1	12.1	12.6	12.4	12.2	13.8	16.1	15.1	14.6	15.6	16.1	15.7	14.8	16.1	15.8	15.3	16.2	14.9	14.8	16.3	16.1	14.4	18.2	15.2	16.5	18.4	28.8	21.4
1997	10.6	10.6	10.3	10.0	10.4	11.1	12.3	12.6	12.0	12.2	11.7	11.4	12.4	12.1	12.3	12.7	13.1	13.1	12.8	12.7	12.2	12.6	12.8	13.0	12.9	12.6	12.4	12.4	12.6	11.9	11.6	11.7	12.3	11.5	11.5	11.8	11.4	12.1	11.9	11.7	11.6	12.4	11.9	11.8	12.7	13.2	13.1	12.9	14.5	16.7	15.8	15.3	16.4	16.9	16.6	15.7	17.0	16.7	16.4	17.3	16.2	16.2	17.7	17.7	16.4	20.0	17.7	19.4	21.5	29.7	26.3	31.4
1998	10.8	10.8	10.5	10.2	10.6	11.3	12.4	12.8	12.2	12.3	11.9	11.6	12.6	12.3	12.5	12.9	13.3	13.3	13.0	12.9	12.4	12.8	13.0	13.2	13.1	12.8	12.6	12.6	12.9	12.2	11.9	12.0	12.6	11.9	11.8	12.1	11.8	12.4	12.2	12.1	12.0	12.7	12.2	12.2	13.1	13.6	13.5	13.4	14.8	17.0	16.2	15.7	16.8	17.2	17.0	16.1	17.4	17.2	16.9	17.8	16.8	16.8	18.3	18.4	17.2	20.5	18.6	20.2	22.1	28.3	25.6	27.8	24.3
1999	11.0	11.0	10.7	10.4	10.8	11.5	12.6	13.0	12.4	12.5	12.1	11.8	12.8	12.5	12.7	13.1	13.5	13.5	13.2	13.1	12.7	13.0	13.2	13.5	13.3	13.0	12.9	12.9	13.1	12.4	12.2	12.3	12.8	12.2	12.1	12.4	12.1	12.8	12.5	12.4	12.4	13.1	12.6	12.6	13.5	14.0	13.9	13.8	15.2	17.3	16.5	16.1	17.1	17.6	17.4	16.6	17.8	17.7	17.4	18.3	17.4	17.5	18.9	19.0	18.0	21.0	19.4	20.9	22.6	27.7	25.5	26.9	24.8	25.2
2000	10.6	10.7	10.4	10.0	10.4	11.1	12.2	12.6	12.0	12.1	11.7	11.4	12.3	12.1	12.3	12.6	13.0	13.0	12.7	12.6	12.2	12.5	12.7	12.9	12.8	12.5	12.3	12.3	12.6	11.9	11.6	11.7	12.2	11.5	11.5	11.8	11.4	12.0	11.8	11.7	11.6	12.3	11.8	11.7	12.6	13.0	12.9	12.8	14.1	16.1	15.3	14.8	15.7	16.1	15.8	15.0	16.1	15.8	15.5	16.2	15.2	15.1	16.2	16.1	15.0	17.3	15.5	16.3	17.0	20.1	17.1	16.0	11.3	5.3	-11.4
2001	10.3	10.3	10.0	9.7	10.1	10.8	11.8	12.2	11.6	11.7	11.3	11.0	11.9	11.7	11.8	12.2	12.6	12.5	12.3	12.1	11.7	12.1	12.2	12.4	12.3	12.0	11.8	11.8	12.0	11.3	11.0	11.1	11.6	10.9	10.9	11.2	10.8	11.4	11.1	11.0	10.9	11.5	11.1	11.0	11.7	12.1	12.0	11.8	13.1	14.9	14.1	13.6	14.4	14.8	14.4	13.6	14.5	14.2	13.8	14.4	13.3	13.2	14.0	13.7	12.5	14.4	12.5	12.8	13.1	15.1	11.8	10.0	5.2	-0.5	-11.3	-11.1
2002	9.8	9.8	9.6	9.2	9.6	10.2	11.3	11.6	11.1	11.2	10.7	10.4	11.3	11.1	11.2	11.5	11.9	11.9	11.6	11.4	11.0	11.4	11.5	11.7	11.5	11.2	11.0	11.0	11.2	10.5	10.2	10.3	10.8	10.1	10.0	10.2	9.9	10.4	10.2	10.0	9.9	10.5	10.0	9.9	10.6	10.9	10.7	10.5	11.7	13.4	12.6	12.0	12.8	13.0	12.6	11.7	12.5	12.1	11.6	12.0	10.9	10.6	11.3	10.8	9.5	10.9	9.0	8.9	8.6	9.8	6.4	4.1	-0.7	-6.1	-14.7	-16.3	-21.1
2003	10.1	10.1	9.8	9.5	9.9	10.5	11.6	11.9	11.3	11.4	11.0	10.7	11.6	11.4	11.5	11.8	12.2	12.2	11.9	11.8	11.3	11.7	11.8	12.0	11.9	11.6	11.4	11.4	11.6	10.9	10.6	10.7	11.2	10.5	10.5	10.7	10.3	10.9	10.7	10.5	10.4	11.0	10.5	10.4	11.1	11.5	11.3	11.2	12.3	14.0	13.2	12.7	13.4	13.7	13.3	12.5	13.3	13.0	12.5	13.0	12.0	11.8	12.4	12.1	10.9	12.4	10.7	10.8	10.7	12.0	9.2	7.6	4.1	0.5	-4.9	-2.7	1.9	31.6
2004	10.1	10.1	9.8	9.5	9.9	10.5	11.6	11.9	11.3	11.4	11.0	10.7	11.6	11.4	11.5	11.8	12.2	12.2	11.9	11.8	11.4	11.7	11.8	12.0	11.9	11.6	11.4	11.4	11.6	10.9	10.7	10.7	11.2	10.6	10.5	10.7	10.4	10.9	10.7	10.6	10.5	11.0	10.6	10.5	11.2	11.5	11.4	11.2	12.3	13.9	13.1	12.7	13.4	13.6	13.3	12.5	13.3	12.9	12.5	12.9	12.0	11.8	12.4	12.1	11.0	12.3	10.8	10.9	10.8	12.0	9.5	8.1	5.2	2.3	-1.8	0.8	5.1	21.4	12.0
2005	10.1	10.1	9.8	9.5	9.8	10.5	11.5	11.8	11.3	11.4	11.0	10.7	11.5	11.3	11.4	11.8	12.1	12.1	11.8	11.7	11.3	11.6	11.7	11.9	11.8	11.5	11.3	11.3	11.5	10.8	10.6	10.6	11.1	10.5	10.4	10.6	10.3	10.8	10.6	10.4	10.3	10.9	10.5	10.4	11.0	11.3	11.2	11.0	12.1	13.7	12.9	12.5	13.1	13.3	13.0	12.2	13.0	12.6	12.2	12.6	11.7	11.5	12.0	11.7	10.7	11.9	10.4	10.5	10.4	11.5	9.2	7.9	5.3	2.8	-0.5	1.9	5.4	16.1	9.0	6.2
2006	10.1	10.1	9.9	9.5	9.9	10.5	11.5	11.8	11.3	11.4	11.0	10.7	11.6	11.4	11.5	11.8	12.2	12.1	11.9	11.7	11.3	11.7	11.8	12.0	11.8	11.5	11.4	11.3	11.6	10.9	10.7	10.7	11.2	10.6	10.5	10.7	10.4	10.9	10.7	10.6	10.5	11.0	10.6	10.5	11.1	11.5	11.3	11.2	12.2	13.7	13.0	12.6	13.2	13.4	13.1	12.4	13.1	12.7	12.4	12.7	11.9	11.7	12.2	11.9	11.0	12.1	10.8	10.8	10.8	11.8	9.8	8.7	6.4	4.3	1.7	4.0	7.3	15.9	11.1	10.7	15.5
2007	10.1	10.1	9.8	9.5	9.9	10.5	11.5	11.8	11.2	11.3	10.9	10.7	11.5	11.3	11.4	11.7	12.1	12.0	11.8	11.6	11.2	11.6	11.7	11.9	11.7	11.4	11.3	11.2	11.4	10.8	10.6	10.6	11.1	10.5	10.4	10.6	10.3	10.8	10.6	10.5	10.4	10.9	10.5	10.4	11.0	11.3	11.2	11.0	12.0	13.5	12.8	12.3	12.9	13.1	12.8	12.1	12.8	12.5	12.1	12.4	11.6	11.4	11.9	11.6	10.7	11.8	10.5	10.5	10.5	11.3	9.4	8.4	6.3	4.5	2.2	4.3	7.1	13.8	9.8	9.1	10.5	5.8
2008	9.3	9.3	9.1	8.7	9.1	9.7	10.6	10.9	10.4	10.5	10.1	9.8	10.6	10.4	10.5	10.8	11.1	11.1	10.8	10.6	10.3	10.5	10.7	10.8	10.7	10.4	10.2	10.1	10.3	9.7	9.4	9.4	9.8	9.2	9.2	9.3	9.0	9.5	9.2	9.1	8.9	9.4	9.0	8.8	9.4	9.7	9.5	9.3	10.2	11.5	10.8	10.3	10.8	11.0	10.6	9.9	10.4	10.0	9.5	9.8	8.9	8.6	8.9	8.5	7.5	8.3	6.9	6.7	6.4	6.9	4.9	3.6	1.4	-0.6	-3.1	-2.0	-0.7	3.2	-1.7	-4.8	-8.2	-18.2	-36.7
2009	9.5	9.6	9.3	9.0	9.3	9.9	10.9	11.1	10.6	10.7	10.3	10.1	10.9	10.6	10.7	11.0	11.4	11.3	11.1	10.9	10.5	10.8	10.9	11.1	10.9	10.6	10.5	10.4	10.6	10.0	9.7	9.8	10.2	9.6	9.5	9.7	9.4	9.8	9.6	9.5	9.4	9.8	9.4	9.3	9.8	10.1	10.0	9.8	10.7	12.0	11.3	10.9	11.4	11.5	11.1	10.5	11.0	10.6	10.2	10.5	9.6	9.4	9.7	9.4	8.5	9.3	8.0	7.9	7.7	8.3	6.5	5.4	3.5	1.8	-0.3	1.0	2.6	6.5	2.9	1.1	-0.1	-4.8	-9.7	28.8
2010	9.6	9.7	9.4	9.1	9.4	10.0	10.9	11.2	10.7	10.8	10.4	10.2	10.9	10.7	10.8	11.1	11.5	11.4	11.2	11.0	10.6	10.9	11.0	11.2	11.0	10.8	10.6	10.5	10.7	10.1	9.9	9.9	10.3	9.7	9.7	9.9	9.5	10.0	9.8	9.6	9.5	10.0	9.6	9.5	10.0	10.3	10.2	10.0	10.9	12.2	11.5	11.1	11.6	11.7	11.3	10.7	11.2	10.9	10.5	10.7	10.0	9.7	10.1	9.7	8.9	9.7	8.5	8.4	8.3	8.8	7.2	6.2	4.5	3.0	1.2	2.5	4.2	7.9	4.9	3.7	3.2	0.4	-1.4	23.2	17.7
2011	9.5	9.5	9.3	9.0	9.3	9.9	10.8	11.1	10.6	10.7	10.3	10.0	10.8	10.6	10.7	11.0	11.3	11.2	11.0	10.8	10.5	10.8	10.9	11.0	10.9	10.6	10.4	10.4	10.6	10.0	9.7	9.7	10.1	9.6	9.5	9.7	9.4	9.8	9.6	9.4	9.3	9.8	9.4	9.3	9.8	10.1	9.9	9.7	10.6	11.8	11.2	10.7	11.2	11.3	11.0	10.4	10.9	10.5	10.1	10.4	9.6	9.3	9.7	9.3	8.5	9.2	8.1	8.0	7.8	8.3	6.8	5.9	4.2	2.8	1.2	2.4	3.8	7.1	4.3	3.3	2.8	0.5	-0.8	15.2	8.9	0.8
2012	9.6	9.6	9.4	9.1	9.4	10.0	10.9	11.1	10.7	10.7	10.4	10.1	10.9	10.7	10.8	11.0	11.4	11.3	11.1	10.9	10.6	10.8	10.9	11.1	11.0	10.7	10.5	10.5	10.6	10.1	9.8	9.8	10.2	9.7	9.6	9.8	9.5	9.9	9.7	9.6	9.5	9.9	9.5	9.4	9.9	10.2	10.1	9.9	10.7	11.9	11.3	10.9	11.4	11.5	11.2	10.5	11.0	10.7	10.3	10.6	9.8	9.6	9.9	9.6	8.8	9.5	8.5	8.4	8.3	8.8	7.3	6.5	5.0	3.7	2.2	3.5	4.9	7.9	5.6	4.8	4.6	2.9	2.4	15.4	11.3	8.2	16.2
2013	9.9	9.9	9.6	9.3	9.7	10.2	11.1	11.4	10.9	11.0	10.7	10.4	11.2	11.0	11.1	11.3	11.7	11.6	11.4	11.2	10.9	11.2	11.3	11.4	11.3	11.0	10.9	10.8	11.0	10.4	10.2	10.2	10.6	10.1	10.1	10.2	9.9	10.4	10.2	10.0	10.0	10.4	10.0	9.9	10.5	10.7	10.6	10.4	11.3	12.5	11.9	11.5	12.0	12.1	11.8	11.2	11.7	11.4	11.1	11.3	10.6	10.4	10.8	10.5	9.8	10.6	9.6	9.6	9.5	10.0	8.7	8.0	6.7	5.6	4.3	5.6	7.1	10.2	8.2	7.8	8.0	7.0	7.2	19.1	16.8	16.5	25.3	35.2
2014	9.9	9.9	9.7	9.4	9.7	10.3	11.1	11.4	10.9	11.0	10.7	10.4	11.2	11.0	11.1	11.3	11.7	11.6	11.4	11.2	10.9	11.2	11.3	11.4	11.3	11.0	10.9	10.8	11.0	10.5	10.2	10.3	10.7	10.1	10.1	10.3	10.0	10.4	10.2	10.1	10.0	10.4	10.1	10.0	10.5	10.7	10.6	10.5	11.3	12.5	11.9	11.5	12.0	12.1	11.8	11.2	11.7	11.4	11.1	11.3	10.7	10.5	10.8	10.6	9.9	10.6	9.7	9.6	9.6	10.1	8.8	8.2	6.9	5.9	4.8	6.0	7.5	10.3	8.5	8.2	8.4	7.6	7.8	17.9	15.8	15.3	20.6	22.8	11.6
2015	9.8	9.8	9.5	9.2	9.6	10.1	11.0	11.3	10.8	10.9	10.5	10.3	11.0	10.8	10.9	11.2	11.5	11.4	11.2	11.1	10.7	11.0	11.1	11.2	11.1	10.9	10.7	10.7	10.8	10.3	10.0	10.1	10.5	9.9	9.9	10.1	9.8	10.2	10.0	9.9	9.8	10.2	9.8	9.7	10.2	10.5	10.4	10.2	11.0	12.1	11.5	11.2	11.6	11.7	11.4	10.9	11.3	11.1	10.7	10.9	10.3	10.1	10.4	10.1	9.5	10.1	9.2	9.2	9.1	9.6	8.3	7.7	6.5	5.6	4.4	5.6	6.9	9.4	7.8	7.4	7.5	6.7	6.8	15.0	12.9	12.0	14.9	14.5	5.4	-0.5
2016	9.8	9.8	9.6	9.3	9.6	10.2	11.0	11.3	10.8	10.9	10.6	10.3	11.0	10.8	10.9	11.2	11.5	11.5	11.2	11.1	10.8	11.0	11.1	11.3	11.1	10.9	10.7	10.7	10.9	10.3	10.1	10.1	10.5	10.0	10.0	10.1	9.8	10.2	10.0	9.9	9.8	10.3	9.9	9.8	10.3	10.5	10.4	10.3	11.0	12.2	11.6	11.2	11.7	11.8	11.5	10.9	11.4	11.1	10.8	11.0	10.4	10.2	10.5	10.3	9.6	10.3	9.4	9.4	9.3	9.7	8.6	8.0	6.9	6.0	5.0	6.1	7.3	9.7	8.2	7.9	8.0	7.3	7.5	14.9	13.0	12.2	14.7	14.3	8.1	6.3	13.6
2017	9.9	9.9	9.7	9.4	9.7	10.3	11.1	11.4	10.9	11.0	10.7	10.4	11.2	11.0	11.1	11.3	11.6	11.6	11.4	11.2	10.9	11.2	11.3	11.4	11.3	11.0	10.9	10.9	11.0	10.5	10.3	10.3	10.7	10.2	10.1	10.3	10.0	10.4	10.2	10.1	10.1	10.5	10.1	10.0	10.5	10.8	10.6	10.5	11.3	12.4	11.8	11.5	11.9	12.0	11.7	11.2	11.7	11.4	11.1	11.3	10.7	10.5	10.8	10.6	10.0	10.6	9.8	9.8	9.8	10.2	9.1	8.6	7.5	6.7	5.8	6.9	8.1	10.4	9.1	8.8	9.1	8.5	8.8	15.5	14.0	13.4	15.7	15.6	11.2	11.0	17.3	21.1
2018	9.8	9.8	9.5	9.2	9.6	10.1	10.9	11.2	10.7	10.8	10.5	10.2	10.9	10.7	10.9	11.1	11.4	11.3	11.1	11.0	10.7	10.9	11.0	11.2	11.0	10.8	10.6	10.6	10.8	10.2	10.0	10.0	10.4	9.9	9.9	10.0	9.7	10.1	9.9	9.8	9.7	10.1	9.7	9.7	10.2	10.4	10.3	10.1	10.9	11.9	11.4	11.0	11.4	11.5	11.3	10.7	11.2	10.9	10.6	10.8	10.2	10.0	10.3	10.0	9.4	10.0	9.2	9.2	9.1	9.5	8.5	7.9	6.9	6.1	5.2	6.2	7.3	9.4	8.1	7.8	7.9	7.3	7.5	13.3	11.7	11.0	12.5	11.9	7.7	6.8	9.3	7.2	-5.0
2019	10.0	10.0	9.7	9.5	9.8	10.3	11.1	11.4	11.0	11.0	10.7	10.5	11.2	11.0	11.1	11.3	11.6	11.6	11.4	11.2	10.9	11.2	11.3	11.4	11.3	11.0	10.9	10.9	11.0	10.5	10.3	10.3	10.7	10.2	10.2	10.3	10.1	10.5	10.3	10.2	10.1	10.5	10.2	10.1	10.6	10.8	10.7	10.5	11.3	12.3	11.8	11.4	11.9	12.0	11.7	11.2	11.6	11.4	11.1	11.3	10.7	10.6	10.9	10.7	10.1	10.7	9.9	9.9	9.9	10.3	9.3	8.8	7.9	7.2	6.3	7.4	8.5	10.5	9.3	9.2	9.4	8.9	9.2	14.7	13.4	13.0	14.6	14.4	11.2	11.1	14.2	14.4	11.3	30.4
2020	10.1	10.1	9.9	9.6	9.9	10.4	11.3	11.5	11.1	11.2	10.8	10.6	11.3	11.1	11.2	11.5	11.8	11.7	11.5	11.4	11.1	11.3	11.4	11.6	11.5	11.2	11.1	11.0	11.2	10.7	10.5	10.5	10.9	10.4	10.4	10.5	10.3	10.7	10.5	10.4	10.3	10.7	10.4	10.3	10.8	11.0	10.9	10.8	11.5	12.5	12.0	11.7	12.1	12.2	12.0	11.5	11.9	11.7	11.4	11.6	11.1	10.9	11.2	11.0	10.5	11.1	10.4	10.4	10.3	10.8	9.8	9.4	8.5	7.8	7.1	8.1	9.2	11.2	10.1	10.0	10.3	9.9	10.2	15.4	14.3	14.0	15.5	15.5	12.9	13.1	16.0	16.6	15.2	26.9	23.5
2021	10.2	10.2	10.0	9.7	10.1	10.6	11.4	11.7	11.2	11.3	11.0	10.7	11.4	11.3	11.4	11.6	11.9	11.9	11.7	11.5	11.2	11.5	11.6	11.7	11.6	11.4	11.3	11.2	11.4	10.9	10.7	10.7	11.1	10.6	10.6	10.7	10.5	10.9	10.7	10.6	10.6	10.9	10.6	10.6	11.0	11.3	11.2	11.1	11.8	12.8	12.3	12.0	12.4	12.5	12.3	11.8	12.2	12.0	11.7	11.9	11.4	11.3	11.6	11.4	10.9	11.5	10.8	10.8	10.8	11.2	10.4	9.9	9.1	8.5	7.8	8.8	9.9	11.9	10.9	10.8	11.1	10.8	11.2	16.1	15.1	14.8	16.4	16.4	14.2	14.6	17.3	18.1	17.3	25.9	23.7	24.0
2022	9.9	9.9	9.7	9.4	9.7	10.2	11.0	11.3	10.8	10.9	10.6	10.3	11.0	10.8	10.9	11.2	11.5	11.4	11.2	11.1	10.8	11.0	11.1	11.2	11.1	10.9	10.7	10.7	10.9	10.4	10.2	10.2	10.5	10.1	10.0	10.2	9.9	10.3	10.1	10.0	9.9	10.3	10.0	9.9	10.4	10.6	10.5	10.3	11.0	12.0	11.5	11.2	11.5	11.6	11.4	10.9	11.3	11.1	10.8	11.0	10.4	10.3	10.5	10.3	9.8	10.3	9.6	9.6	9.6	9.9	9.1	8.6	7.8	7.1	6.4	7.3	8.3	10.0	9.0	8.8	9.0	8.6	8.8	13.1	11.9	11.5	12.5	12.1	9.8	9.6	11.1	10.7	8.7	12.5	7.1	-0.3	-19.8
2023	10.0	10.0	9.8	9.5	9.8	10.4	11.2	11.4	11.0	11.1	10.7	10.5	11.2	11.0	11.1	11.3	11.6	11.6	11.4	11.3	10.9	11.2	11.3	11.4	11.3	11.1	10.9	10.9	11.1	10.6	10.4	10.4	10.8	10.3	10.3	10.4	10.2	10.5	10.4	10.3	10.2	10.6	10.3	10.2	10.6	10.8	10.7	10.6	11.3	12.3	11.8	11.5	11.8	11.9	11.7	11.3	11.6	11.4	11.2	11.3	10.8	10.7	11.0	10.8	10.3	10.8	10.1	10.1	10.1	10.5	9.6	9.2	8.5	7.9	7.2	8.1	9.1	10.8	9.8	9.7	9.9	9.6	9.8	13.9	12.9	12.6	13.6	13.4	11.4	11.4	12.9	12.8	11.5	15.2	11.7	8.0	0.8	26.6



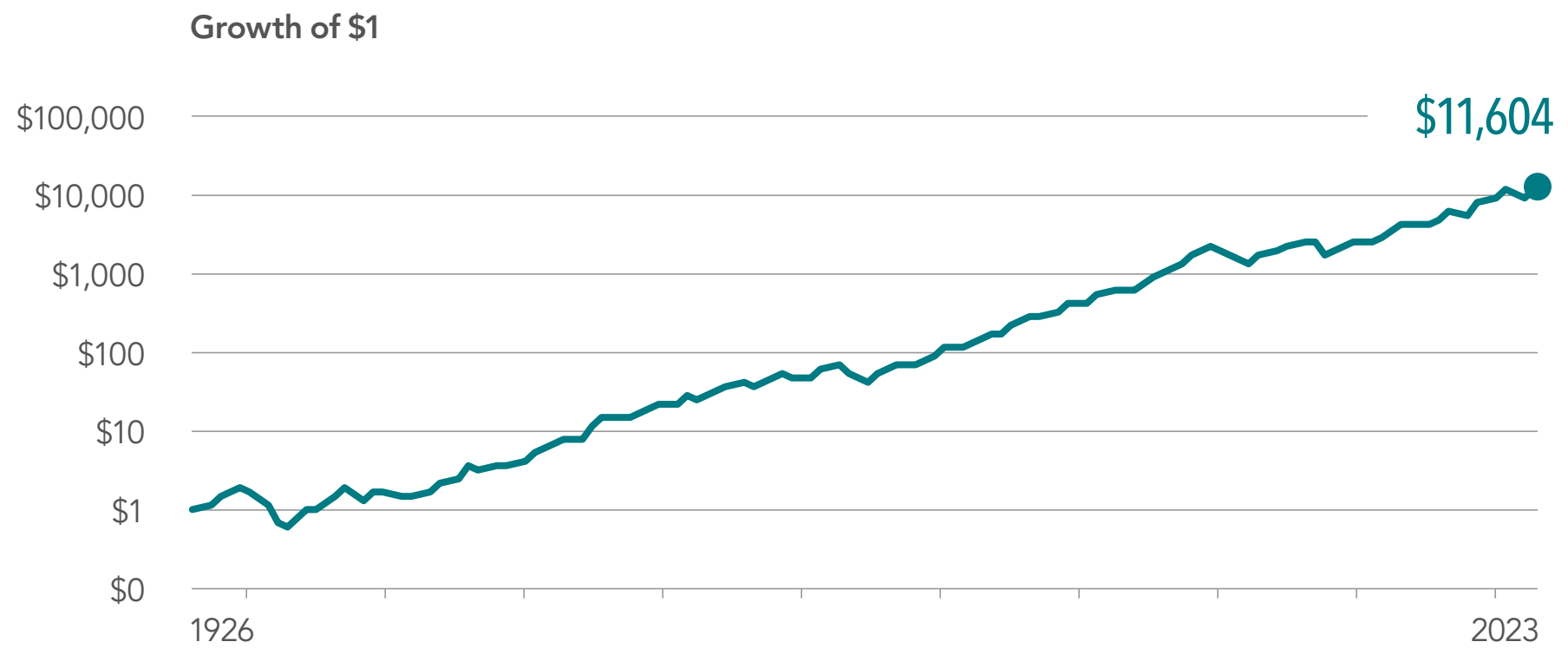

See Sources and Descriptions of Data.

S&P 500 Index

1926–2023



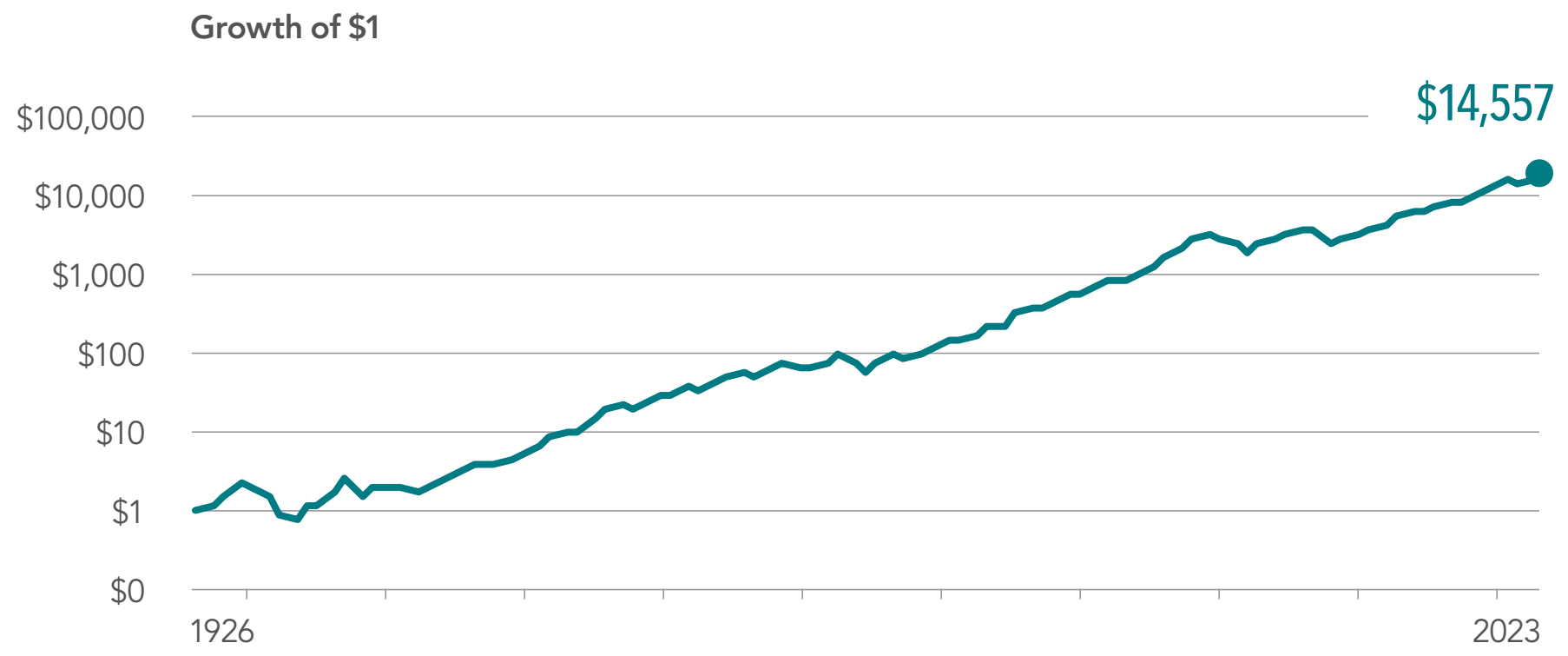

See Sources and Descriptions of Data.

	1926	1927	1928	1929	1930	1931	1932	1933	1934	1935	1936	1937	1938	1939	1940	1941	1942	1943	1944	1945	1946	1947	1948	1949	1950
1926	11.6																								
1927	23.9	37.5																							
1928	30.1	40.5	43.6																						
1929	19.2	21.8	14.7	-8.4																					
1930	8.7	8.0	-0.4	-17.1	-24.9																				
1931	-2.5	-5.1	-13.5	-27.0	-34.8	-43.3																			
1932	-3.3	-5.6	-12.5	-22.7	-26.9	-27.9	-8.2																		
1933	2.5	1.2	-3.8	-11.2	-11.9	-7.1	18.9	54.0																	
1934	2.0	0.9	-3.5	-9.7	-9.9	-5.7	11.7	23.2	-1.4																
1935	5.9	5.2	1.8	-3.1	-2.2	3.1	19.8	30.9	20.6	47.7															
1936	8.1	7.8	4.9	0.9	2.3	7.7	22.5	31.6	24.9	40.6	33.9														
1937	3.6	3.0	0.0	-3.9	-3.3	0.2	10.2	14.3	6.1	8.7	-6.7	-35.0													
1938	5.5	5.1	2.5	-0.9	0.0	3.6	13.0	16.9	10.7	13.9	4.5	-7.7	31.1												
1939	5.1	4.6	2.3	-0.8	-0.1	3.2	11.2	14.3	8.7	10.9	3.2	-5.3	14.3	-0.4											
1940	4.0	3.5	1.3	-1.6	-1.0	1.8	8.6	11.0	5.9	7.2	0.5	-6.5	5.6	-5.2	-9.8										
1941	3.0	2.4	0.3	-2.4	-1.9	0.5	6.4	8.2	3.5	4.3	-1.6	-7.5	1.0	-7.4	-10.7	-11.6									
1942	3.9	3.5	1.5	-1.0	-0.4	2.0	7.6	9.4	5.3	6.1	1.2	-3.4	4.6	-1.1	-1.4	3.2	20.3								
1943	5.0	4.7	2.9	0.6	1.3	3.7	9.0	10.8	7.2	8.2	4.0	0.4	7.9	3.8	4.9	10.2	23.1	25.9							
1944	5.8	5.5	3.8	1.7	2.5	4.8	9.8	11.5	8.3	9.3	5.7	2.6	9.5	6.3	7.7	12.5	22.0	22.8	19.7						
1945	7.1	6.9	5.4	3.5	4.3	6.6	11.5	13.2	10.4	11.5	8.4	5.9	12.6	10.1	12.0	17.0	25.4	27.2	27.8	36.4					
1946	6.3	6.1	4.7	2.8	3.5	5.6	10.1	11.6	8.8	9.7	6.8	4.4	10.1	7.7	8.9	12.4	17.9	17.3	14.5	12.0	-8.1				
1947	6.3	6.1	4.7	3.0	3.7	5.6	9.8	11.2	8.6	9.4	6.7	4.5	9.6	7.5	8.5	11.4	15.7	14.8	12.2	9.8	-1.4	5.7			
1948	6.3	6.0	4.7	3.1	3.8	5.6	9.6	10.8	8.4	9.1	6.6	4.6	9.2	7.3	8.1	10.6	14.2	13.2	10.9	8.7	0.8	5.6	5.5		
1949	6.8	6.6	5.3	3.8	4.5	6.3	10.1	11.2	9.0	9.7	7.4	5.6	10.0	8.3	9.2	11.5	14.8	14.0	12.1	10.7	5.0	9.8	12.0	18.8	
1950	7.7	7.5	6.4	4.9	5.6	7.4	11.1	12.3	10.2	11.0	8.9	7.3	11.5	10.0	11.0	13.4	16.6	16.1	14.8	13.9	9.9	14.9	18.2	25.1	31.7
1951	8.3	8.1	7.1	5.7	6.4	8.2	11.7	12.9	11.0	11.7	9.8	8.4	12.4	11.1	12.1	14.3	17.3	16.9	15.9	15.3	12.1	16.7	19.6	24.7	27.8
1952	8.6	8.5	7.5	6.2	6.9	8.6	12.0	13.2	11.3	12.1	10.3	9.0	12.8	11.6	12.5	14.6	17.4	17.1	16.1	15.7	13.0	17.0	19.4	23.1	24.6
1953	8.3	8.1	7.1	5.9	6.5	8.2	11.4	12.4	10.7	11.4	9.6	8.3	11.9	10.7	11.5	13.4	15.7	15.3	14.3	13.7	11.2	14.2	15.7	17.9	17.6
1954	9.6	9.5	8.6	7.4	8.1	9.7	12.9	14.0	12.4	13.1	11.6	10.4	13.9	12.9	13.9	15.8	18.2	18.0	17.4	17.1	15.1	18.4	20.4	23.1	23.9
1955	10.2	10.2	9.3	8.2	8.9	10.5	13.7	14.7	13.2	13.9	12.5	11.4	14.8	13.9	14.9	16.8	19.1	19.0	18.5	18.4	16.7	19.8	21.7	24.2	25.2
1956	10.1	10.1	9.2	8.2	8.8	10.4	13.4	14.4	12.9	13.6	12.2	11.2	14.4	13.5	14.4	16.1	18.2	18.1	17.5	17.3	15.7	18.4	19.9	21.9	22.3
1957	9.4	9.3	8.5	7.4	8.0	9.5	12.3	13.2	11.8	12.4	11.0	10.0	13.0	12.1	12.8	14.3	16.2	15.9	15.2	14.9	13.2	15.4	16.4	17.7	17.6
1958	10.3	10.2	9.5	8.5	9.1	10.6	13.3	14.3	12.9	13.6	12.3	11.4	14.3	13.5	14.3	15.8	17.6	17.5	16.9	16.7	15.3	17.5	18.7	20.1	20.2
1959	10.3	10.3	9.5	8.6	9.2	10.6	13.3	14.2	12.9	13.5	12.3	11.4	14.2	13.4	14.1	15.6	17.3	17.1	16.6	16.4	15.1	17.1	18.1	19.3	19.4
1960	10.0	10.0	9.3	8.3	8.9	10.3	12.8	13.7	12.4	13.0	11.8	10.9	13.5	12.8	13.5	14.8	16.3	16.1	15.6	15.3	14.0	15.8	16.6	17.6	17.5
1961	10.5	10.4	9.7	8.8	9.4	10.8	13.3	14.1	12.9	13.4	12.3	11.5	14.1	13.4	14.0	15.3	16.9	16.7	16.2	16.0	14.8	16.5	17.3	18.3	18.3
1962	9.9	9.9	9.2	8.3	8.8	10.1	12.5	13.2	12.1	12.6	11.4	10.7	13.0	12.3	12.9	14.1	15.5	15.2	14.7	14.4	13.3	14.8	15.4	16.1	15.9
1963	10.2	10.2	9.5	8.7	9.2	10.5	12.8	13.5	12.4	12.9	11.8	11.1	13.4	12.7	13.3	14.5	15.8	15.6	15.1	14.9	13.8	15.2	15.8	16.6	16.4
1964	10.4	10.4	9.7	8.9	9.4	10.6	12.9	13.6	12.5	13.0	12.0	11.3	13.5	12.9	13.5	14.5	15.8	15.6	15.2	14.9	13.9	15.3	15.9	16.6	16.4
1965	10.4	10.4	9.8	9.0	9.5	10.7	12.9	13.6	12.5	13.0	12.0	11.3	13.5	12.9	13.4	14.5	15.7	15.5	15.0	14.8	13.8	15.1	15.7	16.3	16.2
1966	9.9	9.8	9.2	8.4	8.9	10.1	12.2	12.8	11.8	12.2	11.2	10.5	12.6	12.0	12.4	13.4	14.5	14.3	13.8	13.6	12.6	13.7	14.2	14.7	14.4
1967	10.2	10.2	9.6	8.8	9.3	10.4	12.5	13.1	12.1	12.5	11.6	10.9	12.9	12.4	12.8	13.8	14.9	14.7	14.2	14.0	13.1	14.2	14.6	15.1	14.9
1968	10.2	10.2	9.6	8.9	9.3	10.4	12.4	13.1	12.1	12.5	11.6	10.9	12.9	12.3	12.8	13.7	14.7	14.5	14.1	13.9	13.0	14.0	14.5	14.9	14.7
1969	9.8	9.7	9.1	8.4	8.9	9.9	11.8	12.4	11.4	11.8	10.9	10.3	12.1	11.6	12.0	12.8	13.8	13.6	13.1	12.9	12.0	13.0	13.3	13.7	13.4
1970	9.6	9.6	9.0	8.3	8.7	9.7	11.6	12.2	11.2	11.6	10.7	10.1	11.9	11.3	11.7	12.5	13.5	13.2	12.8	12.5	11.7	12.6	12.9	13.2	13.0
1971	9.7	9.7	9.1	8.4	8.9	9.9	11.7	12.2	11.3	11.7	10.8	10.2	12.0	11.4	11.8	12.6	13.5	13.3	12.8	12.6	11.8	12.6	12.9	13.3	13.0
1972	9.9	9.9	9.3	8.7	9.1	10.1	11.9	12.4	11.5	11.9	11.0	10.5	12.1	11.6	12.0	12.8	13.7	13.5	13.0	12.8	12.0	12.9	13.2	13.5	13.3
1973	9.3	9.3	8.7	8.1	8.5	9.4	11.1	11.7	10.8	11.1	10.3	9.7	11.3	10.8	11.1	11.8	12.7	12.4	12.0	11.7	10.9	11.7	12.0	12.2	12.0
1974	8.5	8.4	7.8	7.2	7.5	8.4	10.1	10.6	9.7	10.0	9.1	8.5	10.1	9.5	9.8	10.5	11.2	10.9	10.5	10.2	9.4	10.1	10.2	10.4	10.1
1975	9.0	8.9	8.4	7.7	8.1	9.0	10.6	11.1	10.3	10.6	9.8	9.2	10.7	10.2	10.5	11.1	11.9	11.7	11.2	11.0	10.2	10.9	11.1	11.3	11.0
1976	9.2	9.2	8.7	8.1	8.4	9.3	10.9	11.4	10.6	10.9	10.1	9.5	11.0	10.5	10.8	11.5	12.2	12.0	11.6	11.4	10.6	11.3	11.5	11.7	11.5
1977	8.9	8.8	8.3	7.7	8.1	8.9	10.5	10.9	10.1	10.4	9.6	9.1	10.5	10.0	10.3	10.9	11.6	11.4	11.0	10.7	10.0	10.7	10.8	11.0	10.7
1978	8.9	8.8	8.3	7.7	8.1	8.9	10.4	10.8	10.0	10.3	9.6	9.0	10.4	10.0	10.2	10.8	11.5	11.3	10.9	10.6	9.9	10.5	10.7	10.9	10.6
1979	9.0	9.0	8.5	7.9	8.2	9.1	10.6	11.0	10.2	10.5	9.8	9.2	10.6	10.2	10.4	11.0	11.7	11.4	11.1	10.8	10.2	10.8	10.9	11.1	10.9
1980	9.4	9.4	8.9	8.3	8.7	9.5	11.0	11.4	10.6	10.9	10.2	9.7	11.1	10.6	10.9	11.5	12.2	12.0	11.6	11.4	10.7	11.3	11.5	11.7	11.5
1981	9.1	9.1	8.6	8.1	8.4	9.2	10.6	11.0	10.3	10.6	9.9	9.4	10.7	10.2	10.5	11.1	11.7	11.5	11.1	10.9	10.3	10.8	11.0	11.2	10.9
1982	9.3	9.3	8.8	8.3	8.6	9.4	10.8	11.2	10.5	10.8	10.1	9.6	10.9	10.5	10.8	11.3	11.9	11.7	11.4	11.2	10.6	11.1	11.3	11.5	11.2
1983	9.6	9.5	9.1	8.5	8.9	9.6	11.0	11.5	10.7	11.0	10.3	9.9	11.1	10.7	11.0	11.5	12.2	12.0	11.6	11.4	10.9	11.4	11.6	11.8	11.6
1984	9.5	9.5	9.0	8.5	8.8	9.6	10.9	11.4	10.6	10.9	10.3	9.8	11.0	10.6	10.9	11.4	12.0	11.8	11.5	11.3	10.7	11.3	11.4	11.6	11.4
1985	9.8	9.8	9.4	8.9	9.2	9.9	11.3	11.7	11.0	11.3	10.7	10.2	11.4	11.1	11.3	11.8	12.4	12.3	12.0	11.8	11.2	11.8	11.9	12.1	11.9
1986	10.0	10.0	9.5	9.0	9.4	10.1	11.4	11.8	11.2	11.4	10.8	10.4	11.6	11.2	11.5	12.0	12.6	12.4	12.1	11.9	11.4	11.9	12.1	12.3	12.1
1987	9.9	9.9	9.5	9.0	9.3	10.0	11.3	11.7	11.0	11.3	10.7	10.3	11.5	11.1	11.3	11.8	12.4	12.2	11.9	11.8	11.2	11.8	11.9	12.1	11.9
1988	10.0	10.0	9.6	9.1	9.4	10.1	11.4	11.8	11.2	11.4	10.8	10.4	11.6	11.2	11.4	11.9	12.5	12.3	12.1	11.9	11.4	11.9	12.0	12.2	12.0
1989	10.3	10.3	9.9	9.4	9.7	10.5	11.7	12.1	11.5	11.7	11.2	10.8	11.9	11.6	11.8	12.3	12.9	12.7	12.4	12.3	11.8	12.3	12.5	12.6	12.5
1990	10.1	10.1	9.7	9.2	9.5	10.2	11.5	11.8	11.2	11.5	10.9	10.5	11.6	11.3	11.5	12.0	12.5	12.4	12.1	11.9	11.4	11.9	12.1	12.2	12.1
1991	10.4	10.4	10.0	9.5	9.8	10.5	11.8	12.1	11.5	11.8	11.2	10.8	11.9	11.6	11.8	12.3	12.9	12.7	12.4	12.3	11.8	12.3	12.5	12.6	12.5
1992	10.3	10.3	9.9	9.5	9.8	10.5	11.7	12.1	11.5	11.7	11.1	10.8	11.9	11.5	11.8	12.2	12.7	12.6	12.3	12.2	11.7	12.2	12.4	12.5	12.4
1993	10.3	10.3	9.9	9.5	9.8	10.5	11.7	12.0	11.4	11.7	11.1	10.8	11.8	11.5	11.7	12.2	12.7	12.6	12.3	12.2	11.7	12.2	12.3	12.5	12.3
1994	10.2	10.2	9.8	9.4	9.7	10.3	11.5	11.8	11.3	11.5	10.9	10.6	11.6	11.3	11.5	12.0	12.5	12.3	12.1	11.9	11.5	11.9	12.1	12.2	12.1
1995	10.5	10.5	10.2	9.7	10.0	10.7	11.9	12.2	11.6	11.9	11.3	11.0	12.0	11.7	11.9	12.4	12.9	12.8	12.5	12.4	11.9	12.4	12.5	12.7	12.6
1996	10.7	10.7	10.4	9.9	10.2	10.9	12.0	12.4	11.8	12.0	11.5	11.2	12.2	11.9	12.1	12.6	13.1	12.9	12.7	12.6	12.1	12.6	12.7	12.9	12.8
1997	11.0	11.0	10.7	10.2	10.5	11.2	12.3	12.7	12.1	12.3	11.9	11.5	12.5	12.2	12.5	12.9	13.4	13.3	13.1	12.9	12.5	13.0	13.1	13.3	13.2
1998	11.2	11.2	10.9	10.5	10.8	11.4	12.5	12.9	12.4	12.6	12.1	11.8	12.8	12.5	12.7	13.2	13.6	13.5	13.3	13.2	12.8	13.3	13.4	13.6	13.5
1999	11.3	11.3	11.0	10.6	10.9	11.5	12.7	13.0	12.5	12.7	12.2	11.9	12.9	12.6	12.9	13.3	13.8	13.7	13.5	13.3	13.0	13.4	13.5	13.7	13.6
2000	11.0	11.0	10.7	10.3	10.6	11.2	12.3	12.6	12.1	12.3	11.9	11.6	12.5	12.2	12.5	12.9	13.3	13.2	13.0	12.9	12.5	12.9	13.1	13.2	13.1
2001	10.7	10.7	10.4	10.0	10.3	10.9	11.9	12.2	11.7	11.9	11.5	11.2	12.1	11.8	12.0	12.4	12.9	12.7	12.5	12.4	12.0	12.4	12.6	12.7	12.6
2002	10.2	10.2	9.9	9.5	9.7	10.3	11.4	11.7	11.1	11.3	10.9	10.6	11.5	11.2	11.4	11.8	12.2	12.1	11.8	11.7	11.3	11.7	11.8	11.9	11.8
2003	10.4	10.4	10.1	9.7	10.0	10.5	11.6	11.9	11.4	11.6	11.1	10.8	11.7	11.4	11.6	12.0	12.4	12.3	12.1	12.0	11.6	12.0	12.1	12.2	12.1
2004	10.4	10.4	10.1	9.7	10.0	10.6	11.6	11.9	11.4	11.6	11.1	10.8	11.7	11.4	11.6	12.0	12.4	12.3	12.1	11.9	11.6	11.9	12.1	12.2	12.1
2005	10.4	10.3	10.0	9.7	9.9	10.5	11.5	11.8	11.3	11.5	11.0	10.7	11.6	11.3	11.5	11.9	12.3	12.2	12.0	11.8	11.5	11.8	11.9	12.0	11.9
2006	10.4	10.4	10.1	9.7	10.0	10.5	11.5	11.8	11.3	11.5	11.1	10.8	11.6	11.4	11.6	11.9	12.3	12.2	12.0	11.9	11.5	11.9	12.0	12.1	12.0
2007	10.4	10.3	10.0	9.7	9.9	10.5	11.5	11.7	11.3	11.4	11.0	10.7	11.6	11.3	11.5	11.8	12.2	12.1	11.9	11.8	11.4	11.8	11.9	12.0	11.9
2008	9.6	9.6	9.3	8.9	9.2	9.7	10.6	10.9	10.4	10.6	10.1	9.8	10.7	10.4	10.6	10.9	11.3	11.1	10.9	10.8	10.4	10.8	10.8	10.9	10.8
2009	9.8	9.8	9.5	9.1	9.4	9.9	10.8	11.1	10.6	10.8	10.4	10.1	10.9	10.6	10.8	11.1	11.5	11.4	11.1	11.0	10.7	11.0	11.1	11.2	11.0
2010	9.9	9.8	9.6	9.2	9.4	9.9	10.9	11.1	10.7	10.8	10.4	10.1	10.9	10.7	10.8	11.2	11.5	11.4	11.2	11.1	10.7	11.0	11.1	11.2	11.1
2011	9.8	9.8	9.5	9.1	9.3	9.8	10.8	11.0	10.6	10.7	10.3	10.0	10.8	10.5	10.7	11.0	11.4	11.3	11.1	10.9	10.6	10.9	11.0	11.1	11.0
2012	9.8	9.8	9.5	9.2	9.4	9.9	10.8	11.1	10.6	10.8	10.4	10.1	10.9	10.6	10.8	11.1	11.5	11.3	11.1	11.0	10.7	11.0	11.1	11.2	11.0
2013	10.1	10.1	9.8	9.4	9.7	10.2	11.1	11.3	10.9	11.0	10.6	10.4	11.1	10.9	11.0	11.4	11.7	11.6	11.4	11.3	11.0	11.3	11.4	11.5	11.3
2014	10.1	10.1	9.8	9.5	9.7	10.2	11.1	11.4	10.9	11.1	10.7	10.4	11.2	10.9	11.1	11.4	11.7	11.6	11.4	11.3	11.0	11.3	11.4	11.5	11.4
2015	10.0	10.0	9.7	9.4	9.6	10.1	11.0	11.2	10.8	10.9	10.5	10.3	11.0	10.8	10.9	11.3	11.6	11.5	11.3	11.2	10.9	11.2	11.2	11.3	11.2
2016	10.0	10.0	9.7	9.4	9.6	10.1	11.0	11.2	10.8	11.0	10.6	10.3	11.0	10.8	11.0	11.3	11.6	11.5	11.3	11.2	10.9	11.2	11.3	11.3	11.2
2017	10.2	10.1	9.9	9.5	9.8	10.2	11.1	11.4	10.9	11.1	10.7	10.4	11.2	10.9	11.1	11.4	11.7	11.6	11.4	11.3	11.0	11.3	11.4	11.5	11.4
2018	10.0	10.0	9.7	9.4	9.6	10.1	10.9	11.2	10.7	10.9	10.5	10.2	11.0	10.7	10.9	11.2	11.5	11.4	11.2	11.1	10.8	11.1	11.2	11.2	11.1
2019	10.2	10.2	9.9	9.6	9.8	10.3	11.1	11.4	11.0	11.1	10.7	10.5	11.2	11.0	11.1	11.4	11.7	11.6	11.5	11.4	11.0	11.3	11.4	11.5	11.4
2020	10.3	10.3	10.0	9.7	9.9	10.4	11.2	11.4	11.0	11.2	10.8	10.6	11.3	11.1	11.2	11.5	11.8	11.7	11.5	11.4	11.1	11.4	11.5	11.6	11.5
2021	10.5	10.5	10.2	9.9	10.1	10.6	11.4	11.6	11.2	11.4	11.0	10.8	11.5	11.3	11.4	11.7	12.0	11.9	11.8	11.7	11.4	11.6	11.7	11.8	11.7
2022	10.1	10.1	9.8	9.5	9.7	10.2	11.0	11.2	10.8	11.0	10.6	10.4	11.1	10.8	11.0	11.3	11.6	11.5	11.3	11.2	10.9	11.2	11.3	11.3	11.2
2023	10.3	10.3	10.0	9.7	9.9	10.4	11.2	11.4	11.0	11.1	10.8	10.5	11.2	11.0	11.2	11.4	11.8	11.7	11.5	11.4	11.1	11.4	11.4	11.5	11.4

	1951	1952	1953	1954	1955	1956	1957	1958	1959	1960	1961	1962	1963	1964	1965	1966	1967	1968	1969	1970	1971	1972	1973	1974	1975
1951	24.0																								
1952	21.2	18.4																							
1953	13.3	8.3	-1.0																						
1954	22.0	21.4	22.9	52.6																					
1955	23.9	23.9	25.7	41.7	31.5																				
1956	20.8	20.2	20.6	28.8	18.4	6.6																			
1957	15.7	14.4	13.6	17.5	7.7	-2.5	-10.8																		
1958	18.8	18.1	18.1	22.3	15.7	10.9	13.1	43.4																	
1959	18.1	17.3	17.2	20.5	15.0	11.1	12.7	26.7	12.0																
1960	16.2	15.3	14.9	17.4	12.4	8.9	9.5	17.3	6.1	0.5															
1961	17.1	16.4	16.2	18.6	14.4	11.7	12.8	19.6	12.6	12.9	26.9														
1962	14.7	13.9	13.4	15.2	11.2	8.5	8.9	13.3	6.8	5.2	7.6	-8.7													
1963	15.3	14.6	14.3	15.9	12.4	10.2	10.8	14.8	9.9	9.3	12.4	5.9	22.8												
1964	15.4	14.7	14.4	16.0	12.8	10.9	11.5	15.1	10.9	10.7	13.5	9.3	19.6	16.5											
1965	15.2	14.6	14.3	15.7	12.8	11.1	11.6	14.7	11.1	11.0	13.2	10.1	17.2	14.5	12.5										
1966	13.4	12.7	12.4	13.4	10.7	9.0	9.2	11.7	8.2	7.7	9.0	5.7	9.7	5.6	0.6	-10.0									
1967	14.0	13.4	13.1	14.2	11.7	10.1	10.5	12.9	9.9	9.6	11.0	8.6	12.4	9.9	7.8	5.6	24.0								
1968	13.8	13.3	13.0	14.0	11.6	10.2	10.5	12.7	10.0	9.8	11.0	8.9	12.2	10.2	8.6	7.4	17.4	11.1							
1969	12.5	11.9	11.6	12.4	10.1	8.8	8.9	10.8	8.2	7.8	8.7	6.6	9.0	6.8	5.0	3.2	8.0	0.8	-8.5						
1970	12.1	11.5	11.1	11.9	9.8	8.4	8.6	10.2	7.8	7.5	8.2	6.3	8.3	6.4	4.8	3.4	7.0	1.9	-2.4	4.0					
1971	12.2	11.6	11.3	12.0	10.0	8.8	8.9	10.5	8.3	8.0	8.7	7.1	9.0	7.4	6.1	5.1	8.4	4.9	2.9	9.1	14.3				
1972	12.5	12.0	11.7	12.4	10.5	9.4	9.5	11.1	9.0	8.8	9.6	8.1	9.9	8.6	7.7	7.0	10.1	7.5	6.7	12.3	16.6	19.0			
1973	11.2	10.6	10.3	10.9	9.0	7.9	7.9	9.2	7.3	7.0	7.5	6.0	7.4	6.0	4.9	4.0	6.2	3.5	2.0	4.8	5.1	0.8	-14.7		
1974	9.3	8.7	8.2	8.7	6.9	5.7	5.7	6.7	4.8	4.3	4.6	3.1	4.1	2.5	1.2	0.1	1.4	-1.5	-3.4	-2.3	-3.9	-9.3	-20.8	-26.5	
1975	10.3	9.7	9.4	9.9	8.2	7.1	7.1	8.2	6.5	6.1	6.5	5.2	6.3	5.1	4.1	3.3	4.9	2.7	1.6	3.3	3.2	0.6	-4.9	0.5	37.2
1976	10.8	10.3	9.9	10.4	8.8	7.8	7.9	9.0	7.4	7.1	7.5	6.3	7.5	6.4	5.6	5.0	6.6	4.9	4.1	6.1	6.4	4.9	1.6	7.7	30.4
1977	10.0	9.5	9.2	9.6	8.1	7.1	7.1	8.1	6.5	6.2	6.6	5.4	6.5	5.4	4.6	3.9	5.3	3.6	2.8	4.3	4.3	2.8	-0.2	3.8	16.4
1978	9.9	9.4	9.1	9.5	8.0	7.1	7.1	8.1	6.5	6.3	6.6	5.5	6.5	5.5	4.7	4.1	5.4	3.9	3.2	4.6	4.6	3.3	0.9	4.3	13.9
1979	10.2	9.7	9.4	9.8	8.4	7.5	7.6	8.5	7.1	6.8	7.2	6.2	7.1	6.2	5.6	5.1	6.4	5.0	4.5	5.9	6.1	5.1	3.2	6.6	14.8
1980	10.9	10.4	10.2	10.6	9.2	8.4	8.5	9.4	8.1	7.9	8.3	7.4	8.4	7.6	7.1	6.7	8.0	6.9	6.6	8.0	8.4	7.8	6.5	9.9	17.5
1981	10.3	9.9	9.6	10.0	8.7	7.9	7.9	8.8	7.5	7.3	7.6	6.8	7.7	6.9	6.3	6.0	7.1	6.0	5.6	6.9	7.2	6.5	5.2	7.9	14.0
1982	10.7	10.2	10.0	10.4	9.1	8.4	8.4	9.3	8.1	7.9	8.2	7.4	8.3	7.6	7.1	6.8	8.0	7.0	6.7	7.9	8.3	7.7	6.7	9.4	14.9
1983	11.0	10.6	10.4	10.8	9.6	8.8	8.9	9.8	8.6	8.5	8.8	8.1	8.9	8.3	7.9	7.6	8.8	7.9	7.7	8.9	9.3	8.9	8.0	10.6	15.7
1984	10.9	10.5	10.2	10.6	9.4	8.8	8.8	9.6	8.5	8.4	8.7	8.0	8.8	8.2	7.8	7.6	8.6	7.8	7.6	8.7	9.1	8.7	7.9	10.2	14.8
1985	11.4	11.1	10.8	11.2	10.1	9.5	9.6	10.4	9.3	9.2	9.6	8.9	9.7	9.2	8.8	8.7	9.8	9.0	8.9	10.1	10.5	10.2	9.6	11.9	16.2
1986	11.6	11.3	11.1	11.5	10.4	9.7	9.8	10.6	9.6	9.5	9.9	9.3	10.1	9.6	9.3	9.1	10.2	9.5	9.4	10.6	11.0	10.8	10.2	12.4	16.4
1987	11.4	11.1	10.9	11.3	10.2	9.6	9.7	10.5	9.5	9.4	9.7	9.1	9.9	9.4	9.1	8.9	9.9	9.3	9.2	10.3	10.6	10.4	9.9	11.9	15.5
1988	11.6	11.2	11.1	11.4	10.4	9.8	9.9	10.7	9.7	9.6	10.0	9.4	10.1	9.7	9.4	9.3	10.2	9.6	9.5	10.6	11.0	10.8	10.3	12.2	15.6
1989	12.0	11.7	11.6	11.9	10.9	10.4	10.5	11.3	10.3	10.3	10.6	10.1	10.9	10.4	10.2	10.1	11.1	10.5	10.5	11.6	12.0	11.8	11.4	13.3	16.6
1990	11.6	11.3	11.1	11.5	10.5	10.0	10.1	10.8	9.9	9.8	10.2	9.6	10.3	9.9	9.7	9.6	10.5	9.9	9.8	10.8	11.2	11.0	10.6	12.3	15.3
1991	12.1	11.8	11.6	12.0	11.0	10.5	10.6	11.3	10.5	10.4	10.8	10.3	11.0	10.6	10.4	10.3	11.2	10.7	10.7	11.6	12.0	11.9	11.5	13.2	16.1
1992	11.9	11.7	11.5	11.8	10.9	10.4	10.5	11.2	10.4	10.3	10.7	10.2	10.9	10.5	10.3	10.2	11.1	10.6	10.5	11.5	11.8	11.7	11.3	12.9	15.6
1993	11.9	11.6	11.5	11.8	10.9	10.4	10.5	11.2	10.4	10.3	10.6	10.2	10.8	10.5	10.3	10.2	11.0	10.5	10.5	11.4	11.7	11.6	11.3	12.8	15.3
1994	11.7	11.4	11.2	11.5	10.7	10.2	10.3	10.9	10.1	10.1	10.4	9.9	10.5	10.2	10.0	9.9	10.7	10.2	10.2	11.0	11.3	11.1	10.8	12.2	14.6
1995	12.2	11.9	11.8	12.1	11.3	10.8	10.9	11.5	10.8	10.7	11.1	10.6	11.3	10.9	10.8	10.7	11.5	11.1	11.1	11.9	12.2	12.1	11.8	13.2	15.6
1996	12.4	12.1	12.0	12.3	11.5	11.1	11.2	11.8	11.1	11.1	11.4	11.0	11.6	11.3	11.1	11.1	11.9	11.5	11.5	12.3	12.6	12.6	12.3	13.6	15.9
1997	12.8	12.6	12.4	12.8	12.0	11.6	11.7	12.3	11.6	11.6	11.9	11.5	12.2	11.9	11.7	11.7	12.5	12.1	12.2	13.0	13.3	13.3	13.1	14.4	16.6
1998	13.1	12.9	12.8	13.1	12.3	11.9	12.1	12.7	12.0	12.0	12.3	12.0	12.6	12.3	12.2	12.2	13.0	12.6	12.7	13.5	13.8	13.8	13.6	14.9	17.1
1999	13.3	13.1	12.9	13.3	12.5	12.1	12.3	12.9	12.2	12.2	12.5	12.2	12.8	12.5	12.4	12.4	13.2	12.9	12.9	13.7	14.1	14.1	13.9	15.2	17.2
2000	12.8	12.6	12.4	12.7	12.0	11.6	11.7	12.3	11.7	11.6	11.9	11.6	12.2	11.9	11.8	11.8	12.5	12.1	12.2	12.9	13.2	13.2	13.0	14.2	16.1
2001	12.2	12.0	11.9	12.2	11.4	11.0	11.1	11.7	11.0	11.0	11.3	10.9	11.5	11.2	11.1	11.0	11.7	11.3	11.4	12.0	12.3	12.2	12.0	13.1	14.9
2002	11.4	11.2	11.1	11.3	10.6	10.2	10.3	10.8	10.1	10.1	10.3	10.0	10.5	10.2	10.0	10.0	10.6	10.2	10.2	10.8	11.0	10.9	10.7	11.7	13.3
2003	11.7	11.5	11.4	11.7	10.9	10.6	10.6	11.2	10.5	10.5	10.7	10.4	10.9	10.6	10.5	10.4	11.0	10.7	10.7	11.3	11.5	11.4	11.2	12.2	13.8
2004	11.7	11.5	11.4	11.6	10.9	10.6	10.6	11.2	10.5	10.5	10.7	10.4	10.9	10.6	10.5	10.4	11.0	10.7	10.7	11.3	11.5	11.4	11.2	12.1	13.7
2005	11.6	11.4	11.3	11.5	10.8	10.4	10.5	11.0	10.4	10.4	10.6	10.3	10.8	10.5	10.3	10.3	10.9	10.5	10.5	11.1	11.3	11.2	11.0	11.9	13.4
2006	11.7	11.5	11.3	11.6	10.9	10.5	10.6	11.1	10.5	10.5	10.7	10.4	10.9	10.6	10.5	10.4	11.0	10.7	10.7	11.2	11.4	11.4	11.1	12.0	13.5
2007	11.6	11.4	11.2	11.5	10.8	10.4	10.5	11.0	10.4	10.4	10.6	10.3	10.7	10.5	10.3	10.3	10.8	10.5	10.5	11.1	11.3	11.2	11.0	11.8	13.3
2008	10.5	10.2	10.1	10.3	9.7	9.3	9.3	9.8	9.2	9.1	9.3	9.0	9.4	9.1	9.0	8.9	9.4	9.0	9.0	9.5	9.6	9.5	9.2	10.0	11.3
2009	10.7	10.5	10.4	10.6	9.9	9.6	9.6	10.1	9.5	9.5	9.6	9.3	9.7	9.5	9.3	9.2	9.7	9.4	9.4	9.9	10.0	9.9	9.7	10.4	11.7
2010	10.8	10.6	10.5	10.7	10.0	9.7	9.7	10.2	9.6	9.6	9.8	9.4	9.8	9.6	9.4	9.4	9.9	9.5	9.5	10.0	10.1	10.0	9.8	10.6	11.8
2011	10.6	10.4	10.3	10.5	9.9	9.5	9.6	10.0	9.5	9.4	9.6	9.3	9.7	9.4	9.3	9.2	9.7	9.4	9.3	9.8	9.9	9.8	9.6	10.3	11.5
2012	10.7	10.5	10.4	10.6	10.0	9.6	9.7	10.1	9.6	9.5	9.7	9.4	9.8	9.5	9.4	9.3	9.8	9.5	9.5	9.9	10.1	10.0	9.8	10.5	11.7
2013	11.0	10.8	10.7	10.9	10.3	10.0	10.1	10.5	10.0	9.9	10.1	9.8	10.2	10.0	9.8	9.8	10.2	10.0	9.9	10.4	10.6	10.5	10.3	11.0	12.2
2014	11.1	10.9	10.8	11.0	10.4	10.1	10.1	10.5	10.0	10.0	10.2	9.9	10.3	10.0	9.9	9.9	10.3	10.0	10.0	10.5	10.6	10.5	10.3	11.0	12.2
2015	10.9	10.7	10.6	10.8	10.2	9.9	10.0	10.4	9.9	9.8	10.0	9.7	10.1	9.9	9.7	9.7	10.1	9.9	9.8	10.3	10.4	10.3	10.1	10.8	11.9
2016	10.9	10.8	10.6	10.8	10.3	9.9	10.0	10.4	9.9	9.9	10.0	9.8	10.1	9.9	9.8	9.7	10.2	9.9	9.9	10.3	10.4	10.4	10.2	10.8	11.9
2017	11.1	10.9	10.8	11.0	10.4	10.1	10.2	10.6	10.1	10.1	10.2	10.0	10.3	10.1	10.0	9.9	10.4	10.1	10.1	10.5	10.7	10.6	10.4	11.1	12.1
2018	10.9	10.7	10.6	10.7	10.2	9.9	9.9	10.3	9.8	9.8	10.0	9.7	10.0	9.8	9.7	9.7	10.1	9.8	9.8	10.2	10.3	10.3	10.1	10.7	11.7
2019	11.1	11.0	10.8	11.0	10.5	10.2	10.2	10.6	10.2	10.1	10.3	10.0	10.4	10.2	10.1	10.0	10.4	10.2	10.2	10.6	10.7	10.7	10.5	11.1	12.1
2020	11.2	11.1	11.0	11.1	10.6	10.3	10.4	10.7	10.3	10.3	10.4	10.2	10.5	10.3	10.2	10.2	10.6	10.4	10.3	10.7	10.9	10.8	10.6	11.3	12.3
2021	11.5	11.3	11.2	11.4	10.9	10.6	10.6	11.0	10.6	10.5	10.7	10.5	10.8	10.6	10.5	10.5	10.9	10.7	10.7	11.1	11.2	11.1	11.0	11.6	12.6
2022	11.0	10.8	10.7	10.9	10.4	10.1	10.1	10.5	10.0	10.0	10.2	9.9	10.3	10.1	9.9	9.9	10.3	10.1	10.0	10.4	10.6	10.5	10.3	10.9	11.9
2023	11.2	11.0	10.9	11.1	10.6	10.3	10.4	10.7	10.3	10.2	10.4	10.2	10.5	10.3	10.2	10.2	10.6	10.3	10.3	10.7	10.8	10.8	10.6	11.2	12.1

	1976	1977	1978	1979	1980	1981	1982	1983	1984	1985	1986	1987	1988	1989	1990	1991	1992	1993	1994	1995	1996	1997	1998	1999	2000
1976	23.8																								
1977	7.2	-7.2																							
1978	7.0	-0.5	6.6																						
1979	9.8	5.4	12.3	18.4																					
1980	13.9	11.6	18.7	25.2	32.4																				
1981	10.6	8.1	12.3	14.2	12.2	-4.9																			
1982	12.1	10.2	14.0	16.0	15.2	7.4	21.4																		
1983	13.3	11.9	15.4	17.3	17.0	12.3	22.0	22.5																	
1984	12.5	11.2	14.1	15.4	14.8	10.7	16.5	14.1	6.3																
1985	14.3	13.3	16.2	17.6	17.5	14.7	20.2	19.8	18.5	32.2															
1986	14.7	13.8	16.4	17.7	17.6	15.3	19.9	19.5	18.5	25.1	18.5														
1987	13.9	13.0	15.3	16.3	16.0	13.8	17.3	16.5	15.0	18.1	11.7	5.2													
1988	14.1	13.3	15.4	16.3	16.1	14.2	17.2	16.5	15.4	17.8	13.3	10.9	16.8												
1989	15.3	14.6	16.7	17.6	17.5	16.0	18.9	18.6	17.9	20.4	17.6	17.4	23.9	31.5											
1990	13.9	13.3	15.0	15.7	15.5	13.9	16.2	15.6	14.7	16.1	13.2	11.9	14.2	12.9	-3.1										
1991	14.9	14.3	16.1	16.8	16.7	15.3	17.6	17.2	16.5	18.1	15.9	15.4	18.0	18.5	12.4	30.5									
1992	14.5	13.9	15.5	16.1	16.0	14.7	16.7	16.2	15.5	16.7	14.7	14.0	15.9	15.7	10.8	18.5	7.6								
1993	14.2	13.7	15.1	15.7	15.5	14.3	16.1	15.6	14.9	16.0	14.1	13.5	14.9	14.5	10.6	15.6	8.8	10.1							
1994	13.5	13.0	14.3	14.8	14.5	13.3	14.9	14.4	13.6	14.4	12.6	11.9	12.8	12.2	8.7	11.9	6.3	5.6	1.3						
1995	14.6	14.1	15.4	16.0	15.8	14.8	16.4	16.0	15.5	16.3	14.9	14.5	15.7	15.5	13.1	16.6	13.4	15.3	18.1	37.6					
1996	15.0	14.6	15.8	16.4	16.2	15.3	16.8	16.5	16.0	16.9	15.6	15.3	16.5	16.4	14.4	17.6	15.2	17.2	19.7	30.1	23.0				
1997	15.8	15.4	16.6	17.2	17.1	16.3	17.8	17.5	17.2	18.1	17.0	16.8	18.1	18.2	16.6	19.8	18.1	20.3	23.0	31.2	28.1	33.4			
1998	16.3	16.0	17.2	17.7	17.7	16.9	18.4	18.2	17.9	18.8	17.8	17.8	19.0	19.2	17.9	20.8	19.5	21.6	24.1	30.5	28.2	30.9	28.6		
1999	16.5	16.2	17.4	17.9	17.9	17.2	18.5	18.4	18.1	18.9	18.0	18.0	19.1	19.4	18.2	20.9	19.7	21.5	23.6	28.6	26.4	27.6	24.8	21.0	
2000	15.3	15.0	16.1	16.5	16.4	15.7	16.9	16.6	16.3	17.0	16.0	15.8	16.7	16.7	15.4	17.5	16.1	17.2	18.3	21.3	18.3	17.2	12.3	4.9	-9.1
2001	14.1	13.8	14.7	15.1	15.0	14.2	15.2	14.9	14.5	15.0	14.0	13.7	14.4	14.2	12.9	14.4	12.9	13.5	14.0	15.9	12.7	10.7	5.7	-1.0	-10.5
2002	12.5	12.1	13.0	13.3	13.0	12.2	13.1	12.7	12.2	12.6	11.5	11.1	11.5	11.1	9.7	10.8	9.2	9.3	9.3	10.3	6.9	4.4	-0.6	-6.8	-14.6
2003	13.1	12.7	13.5	13.8	13.6	12.9	13.8	13.4	13.0	13.4	12.4	12.0	12.5	12.2	10.9	12.1	10.7	11.0	11.1	12.2	9.4	7.6	3.8	-0.6	-5.3
2004	13.0	12.6	13.4	13.7	13.5	12.8	13.7	13.3	12.9	13.2	12.3	12.0	12.4	12.1	10.9	12.0	10.7	11.0	11.0	12.1	9.5	8.0	4.8	1.3	-2.3
2005	12.7	12.4	13.1	13.4	13.2	12.5	13.3	12.9	12.5	12.8	11.9	11.6	12.0	11.7	10.5	11.5	10.3	10.5	10.5	11.4	9.1	7.6	4.8	1.8	-1.1
2006	12.8	12.5	13.2	13.5	13.3	12.6	13.4	13.0	12.7	13.0	12.1	11.8	12.2	11.9	10.9	11.8	10.6	10.9	10.9	11.8	9.7	8.4	6.0	3.4	1.1
2007	12.6	12.2	13.0	13.2	13.0	12.3	13.1	12.7	12.3	12.6	11.8	11.5	11.8	11.6	10.5	11.4	10.3	10.5	10.5	11.3	9.3	8.2	5.9	3.7	1.7
2008	10.6	10.2	10.8	11.0	10.7	10.0	10.6	10.2	9.8	9.9	9.0	8.6	8.8	8.4	7.3	7.9	6.7	6.7	6.5	6.8	4.8	3.4	1.0	-1.4	-3.6
2009	11.1	10.7	11.3	11.5	11.2	10.6	11.2	10.8	10.4	10.5	9.7	9.4	9.6	9.2	8.2	8.8	7.7	7.8	7.6	8.0	6.2	5.0	2.9	0.9	-0.9
2010	11.2	10.8	11.4	11.6	11.4	10.7	11.3	11.0	10.5	10.7	9.9	9.6	9.8	9.5	8.5	9.1	8.1	8.1	8.0	8.5	6.8	5.7	3.8	2.0	0.4
2011	10.9	10.6	11.1	11.3	11.1	10.4	11.0	10.6	10.2	10.4	9.6	9.3	9.5	9.1	8.2	8.8	7.8	7.8	7.7	8.1	6.5	5.5	3.7	2.0	0.6
2012	11.0	10.7	11.3	11.4	11.2	10.6	11.1	10.8	10.4	10.6	9.9	9.5	9.7	9.4	8.6	9.1	8.2	8.2	8.1	8.5	7.0	6.1	4.5	2.9	1.7
2013	11.6	11.2	11.8	12.0	11.8	11.2	11.7	11.4	11.1	11.3	10.6	10.3	10.5	10.3	9.5	10.0	9.2	9.3	9.2	9.7	8.3	7.5	6.0	4.7	3.6
2014	11.6	11.3	11.9	12.0	11.8	11.3	11.8	11.5	11.2	11.3	10.7	10.4	10.6	10.4	9.6	10.2	9.4	9.5	9.4	9.9	8.6	7.8	6.5	5.2	4.2
2015	11.3	11.0	11.6	11.7	11.5	11.0	11.5	11.2	10.9	11.0	10.4	10.1	10.3	10.0	9.3	9.8	9.0	9.1	9.0	9.4	8.2	7.5	6.2	5.0	4.1
2016	11.4	11.1	11.6	11.7	11.5	11.0	11.5	11.2	10.9	11.0	10.4	10.2	10.3	10.1	9.4	9.9	9.1	9.2	9.2	9.5	8.4	7.7	6.5	5.4	4.5
2017	11.6	11.3	11.8	12.0	11.8	11.3	11.8	11.5	11.2	11.4	10.8	10.5	10.7	10.5	9.8	10.3	9.6	9.7	9.7	10.1	8.9	8.3	7.2	6.2	5.4
2018	11.2	10.9	11.4	11.5	11.3	10.8	11.3	11.0	10.7	10.9	10.3	10.0	10.2	10.0	9.3	9.8	9.1	9.1	9.1	9.4	8.3	7.7	6.6	5.6	4.9
2019	11.6	11.4	11.8	12.0	11.8	11.3	11.8	11.5	11.3	11.4	10.8	10.6	10.8	10.6	10.0	10.4	9.8	9.9	9.9	10.2	9.2	8.6	7.6	6.7	6.1
2020	11.8	11.5	12.0	12.1	12.0	11.5	12.0	11.7	11.4	11.6	11.0	10.8	11.0	10.8	10.2	10.7	10.1	10.2	10.2	10.5	9.6	9.0	8.1	7.2	6.6
2021	12.1	11.9	12.3	12.5	12.3	11.9	12.3	12.1	11.9	12.0	11.5	11.3	11.5	11.3	10.8	11.2	10.6	10.8	10.8	11.1	10.2	9.8	8.9	8.1	7.5
2022	11.4	11.1	11.6	11.7	11.5	11.1	11.5	11.2	11.0	11.1	10.6	10.4	10.5	10.3	9.8	10.2	9.6	9.6	9.6	9.9	9.0	8.5	7.6	6.8	6.3
2023	11.7	11.4	11.9	12.0	11.8	11.4	11.8	11.6	11.3	11.5	11.0	10.8	10.9	10.8	10.2	10.6	10.1	10.1	10.1	10.5	9.6	9.1	8.3	7.6	7.0

	2001	2002	2003	2004	2005	2006	2007	2008	2009	2010	2011	2012	2013	2014	2015	2016	2017	2018	2019	2020	2021	2022	2023
2001	-11.9																						
2002	-17.2	-22.1																					
2003	-4.1	0.1	28.7																				
2004	-0.5	3.6	19.5	10.9																			
2005	0.5	3.9	14.4	7.9	4.9																		
2006	2.9	6.2	14.7	10.4	10.2	15.8																	
2007	3.3	6.1	12.8	9.2	8.6	10.5	5.5																
2008	-2.9	-1.5	2.4	-2.2	-5.2	-8.4	-18.5	-37.0															
2009	0.0	1.6	5.5	2.1	0.4	-0.7	-5.6	-10.7	26.5														
2010	1.4	3.0	6.7	3.9	2.7	2.3	-0.8	-2.9	20.6	15.1													
2011	1.5	2.9	6.2	3.6	2.6	2.3	-0.2	-1.6	14.1	8.4	2.1												
2012	2.6	4.0	7.1	4.9	4.2	4.1	2.3	1.7	14.6	10.9	8.8	16.0											
2013	4.6	6.2	9.2	7.4	7.0	7.3	6.1	6.2	17.9	15.9	16.2	23.9	32.4										
2014	5.3	6.7	9.6	8.0	7.7	8.0	7.0	7.3	17.2	15.5	15.6	20.4	22.7	13.7									
2015	5.0	6.3	8.9	7.4	7.1	7.3	6.4	6.5	14.8	13.0	12.6	15.3	15.1	7.4	1.4								
2016	5.4	6.7	9.1	7.7	7.5	7.7	6.9	7.1	14.5	12.8	12.5	14.7	14.3	8.9	6.5	12.0							
2017	6.3	7.6	9.9	8.7	8.5	8.8	8.2	8.5	15.3	13.9	13.8	15.8	15.8	12.0	11.4	16.8	21.8						
2018	5.7	6.8	9.0	7.8	7.5	7.8	7.1	7.3	13.1	11.7	11.3	12.7	12.2	8.5	7.2	9.3	7.9	-4.4					
2019	6.9	8.1	10.2	9.1	9.0	9.3	8.8	9.1	14.7	13.6	13.4	14.9	14.7	12.0	11.7	14.4	15.3	12.1	31.5				
2020	7.5	8.6	10.6	9.6	9.6	9.9	9.5	9.8	15.0	14.0	13.9	15.3	15.2	12.9	12.8	15.2	16.0	14.2	24.8	18.4			
2021	8.4	9.5	11.5	10.6	10.6	11.0	10.7	11.0	16.0	15.2	15.2	16.6	16.6	14.8	14.9	17.4	18.5	17.6	26.1	23.4	28.7		
2022	7.0	8.0	9.8	8.9	8.8	9.0	8.6	8.8	13.1	12.2	11.9	12.9	12.6	10.6	10.2	11.5	11.4	9.4	13.2	7.7	2.7	-18.1	
2023	7.8	8.8	10.5	9.7	9.6	9.9	9.6	9.8	14.0	13.1	13.0	13.9	13.7	12.0	11.9	13.2	13.4	12.1	15.7	12.0	10.0	1.7	26.3

Dimensional US Adjusted Market 2 Index

1928–2023

	1928	1929	1930	1931	1932	1933	1934	1935	1936	1937	1938	1939	1940	1941	1942	1943	1944	1945	1946	1947	1948	1949	1950	1951	1952	1953	1954	1955	1956	1957	1958	1959	1960	1961	1962	1963	1964	1965	1966	1967	1968	1969	1970	1971	1972	1973	1974	1975	1976	1977	1978	1979	1980	1981	1982	1983	1984	1985	1986	1987	1988	1989	1990	1991	1992	1993	1994	1995	1996	1997	1998	1999	2000	2001	2002	2003	2004	2005	2006	2007	2008	2009	2010	2011	2012	2013	2014	2015	2016	2017	2018	2019	2020	2021	2022	2023
1928	36.0
1929	6.9	-16.0
1930	-8.6	-25.0	-33.1
1931	-21.1	-34.2	-41.7	-49.2
1932	-18.5	-28.2	-31.9	-31.3	-7.1
1933	-6.6	-13.4	-12.8	-4.7	30.6	83.5
1934	-5.0	-10.6	-9.4	-2.3	21.5	39.0	5.3
1935	0.4	-3.9	-1.7	6.2	27.7	42.0	24.9	48.2
1936	4.1	0.6	3.3	11.0	29.8	41.1	29.3	43.3	38.6
1937	-1.2	-4.7	-3.2	2.1	14.7	19.6	7.4	8.2	-7.6	-38.4
1938	1.3	-1.7	0.1	5.3	16.8	21.3	11.7	13.4	3.7	-10.3	30.5
1939	1.1	-1.6	-0.1	4.5	14.3	17.8	9.4	10.2	2.4	-7.4	13.4	-1.4
1940	0.5	-2.0	-0.6	3.4	11.9	14.5	7.1	7.4	0.6	-7.1	6.5	-3.7	-6.0
1941	-0.1	-2.5	-1.2	2.3	9.7	11.8	5.1	5.0	-0.8	-7.2	2.8	-5.1	-6.9	-7.8
1942	1.1	-1.0	0.3	3.7	10.6	12.6	6.6	6.8	1.9	-3.2	6.0	0.6	1.3	5.2	20.1
1943	3.0	1.1	2.5	5.9	12.6	14.6	9.3	9.8	5.7	1.7	10.6	7.0	9.2	14.8	28.0	36.5
1944	4.4	2.7	4.0	7.4	13.7	15.7	10.9	11.5	8.0	4.7	13.0	10.3	12.8	18.1	28.2	32.4	28.5
1945	6.4	4.9	6.4	9.7	15.9	17.9	13.6	14.4	11.5	8.8	16.9	15.0	18.0	23.5	32.9	37.5	38.0	48.2
1946	5.7	4.2	5.6	8.6	14.2	15.9	11.9	12.5	9.7	7.2	14.0	12.1	14.1	17.9	23.8	24.8	21.1	17.6	-6.7
1947	5.6	4.2	5.4	8.3	13.5	15.0	11.3	11.7	9.1	6.8	12.8	11.0	12.7	15.7	20.1	20.1	16.3	12.5	-1.9	3.1
1948	5.3	3.9	5.1	7.8	12.7	14.0	10.5	10.9	8.4	6.2	11.6	9.9	11.2	13.6	17.0	16.5	12.8	9.2	-1.3	1.5	-0.1
1949	5.9	4.6	5.8	8.4	13.0	14.3	11.0	11.4	9.1	7.2	12.2	10.7	12.0	14.2	17.3	16.9	13.9	11.2	3.5	7.1	9.1	19.2
1950	7.0	5.9	7.1	9.6	14.1	15.4	12.3	12.8	10.8	9.0	13.9	12.6	14.0	16.2	19.2	19.1	16.8	15.0	9.3	13.7	17.4	27.3	36.0
1951	7.5	6.4	7.6	10.0	14.4	15.6	12.7	13.1	11.2	9.6	14.2	13.1	14.4	16.4	19.2	19.1	17.1	15.5	10.8	14.7	17.8	24.4	27.1	18.8
1952	7.7	6.7	7.8	10.1	14.3	15.5	12.7	13.1	11.3	9.8	14.1	13.0	14.2	16.1	18.5	18.4	16.5	15.1	11.0	14.3	16.7	21.3	22.0	15.6	12.4
1953	7.3	6.3	7.4	9.6	13.5	14.6	11.9	12.3	10.6	9.1	13.1	12.0	13.0	14.6	16.7	16.4	14.6	13.1	9.4	11.9	13.4	16.3	15.6	9.5	5.2	-1.6
1954	8.8	7.9	8.9	11.2	15.0	16.1	13.6	14.1	12.5	11.2	15.2	14.3	15.4	17.1	19.3	19.2	17.7	16.7	13.6	16.5	18.5	22.0	22.5	19.4	19.5	23.3	54.4
1955	9.2	8.3	9.4	11.6	15.3	16.4	14.0	14.4	13.0	11.8	15.5	14.7	15.8	17.4	19.4	19.4	18.1	17.2	14.5	17.1	19.0	22.0	22.4	19.9	20.1	22.8	37.2	21.9
1956	9.2	8.4	9.4	11.5	15.1	16.1	13.8	14.2	12.8	11.6	15.2	14.4	15.4	16.9	18.7	18.7	17.4	16.5	14.0	16.3	17.8	20.3	20.5	18.1	17.9	19.3	27.2	15.5	9.4
1957	8.4	7.6	8.5	10.5	13.8	14.8	12.5	12.9	11.5	10.3	13.6	12.8	13.6	14.9	16.5	16.2	14.9	13.9	11.4	13.3	14.3	16.1	15.7	13.0	12.1	12.0	15.7	5.1	-2.4	-13.0
1958	9.6	8.8	9.8	11.7	15.0	16.0	13.9	14.3	13.0	11.9	15.1	14.4	15.3	16.7	18.3	18.2	17.0	16.3	14.1	16.0	17.3	19.2	19.2	17.2	17.0	17.8	22.1	15.1	12.9	14.8	51.4
1959	9.7	8.9	9.9	11.8	15.0	15.9	13.8	14.2	13.0	12.0	15.0	14.3	15.2	16.4	18.0	17.8	16.8	16.0	14.0	15.8	16.9	18.6	18.5	16.7	16.5	17.1	20.5	14.7	12.9	14.1	30.6	12.8
1960	9.4	8.6	9.5	11.4	14.4	15.3	13.3	13.6	12.4	11.4	14.4	13.7	14.4	15.6	17.0	16.8	15.7	15.0	13.0	14.6	15.5	16.9	16.7	15.0	14.5	14.8	17.4	12.1	10.3	10.5	19.6	6.4	0.3
1961	9.9	9.2	10.1	11.9	14.8	15.7	13.8	14.1	13.0	12.1	14.9	14.3	15.0	16.1	17.5	17.4	16.4	15.7	13.9	15.5	16.4	17.8	17.6	16.1	15.8	16.2	18.7	14.3	13.0	13.8	21.7	13.2	13.4	28.1
1962	9.3	8.6	9.4	11.1	13.9	14.7	12.9	13.2	12.0	11.1	13.8	13.1	13.8	14.8	16.0	15.8	14.8	14.1	12.3	13.7	14.4	15.5	15.2	13.6	13.2	13.3	15.1	10.9	9.4	9.4	14.5	6.8	4.9	7.3	-10.2
1963	9.6	8.9	9.7	11.4	14.1	14.9	13.1	13.4	12.3	11.5	14.0	13.4	14.1	15.0	16.2	16.0	15.1	14.4	12.8	14.1	14.8	15.8	15.6	14.2	13.8	13.9	15.6	11.9	10.7	10.9	15.5	9.4	8.6	11.5	4.1	20.6
1964	9.8	9.1	9.9	11.6	14.3	15.0	13.3	13.6	12.5	11.7	14.2	13.6	14.2	15.2	16.3	16.1	15.2	14.6	13.0	14.3	14.9	16.0	15.7	14.4	14.1	14.2	15.8	12.5	11.5	11.8	15.8	10.8	10.4	13.1	8.5	19.2	17.7
1965	10.1	9.4	10.2	11.8	14.4	15.2	13.5	13.8	12.8	12.0	14.4	13.8	14.5	15.4	16.5	16.3	15.5	14.9	13.4	14.6	15.3	16.3	16.1	14.9	14.6	14.7	16.2	13.3	12.4	12.8	16.5	12.2	12.1	14.6	11.5	19.8	19.4	21.1
1966	9.6	8.9	9.7	11.2	13.8	14.4	12.8	13.0	12.1	11.3	13.6	13.0	13.6	14.4	15.4	15.2	14.4	13.8	12.3	13.4	13.9	14.8	14.5	13.3	12.9	13.0	14.2	11.4	10.4	10.5	13.5	9.5	9.1	10.6	7.4	12.3	9.6	5.8	-7.6
1967	10.2	9.6	10.4	11.9	14.4	15.0	13.5	13.7	12.8	12.1	14.3	13.8	14.4	15.2	16.2	16.0	15.3	14.7	13.4	14.4	15.0	15.9	15.7	14.6	14.4	14.5	15.7	13.2	12.5	12.8	15.8	12.4	12.3	14.1	12.0	17.0	16.1	15.6	12.9	38.1
1968	10.5	9.9	10.7	12.2	14.6	15.3	13.8	14.0	13.1	12.4	14.6	14.1	14.7	15.5	16.5	16.3	15.6	15.1	13.8	14.9	15.4	16.3	16.1	15.1	14.9	15.1	16.3	13.9	13.3	13.7	16.5	13.4	13.5	15.3	13.6	18.1	17.6	17.6	16.4	30.6	23.6
1969	9.7	9.2	9.9	11.3	13.6	14.2	12.7	13.0	12.1	11.3	13.4	12.9	13.4	14.2	15.0	14.8	14.1	13.5	12.3	13.2	13.7	14.4	14.1	13.1	12.8	12.8	13.8	11.5	10.8	10.9	13.1	10.2	9.9	11.1	9.1	12.2	10.8	9.5	6.7	12.0	0.9	-17.6
1970	9.5	8.9	9.6	11.0	13.2	13.8	12.4	12.6	11.7	11.0	13.0	12.5	12.9	13.6	14.5	14.3	13.5	13.0	11.8	12.6	13.0	13.7	13.4	12.4	12.1	12.0	12.9	10.7	10.0	10.0	12.0	9.3	9.0	9.9	8.0	10.5	9.1	7.8	5.3	8.8	0.5	-9.4	-0.4
1971	9.6	9.1	9.8	11.1	13.3	13.9	12.5	12.7	11.8	11.1	13.1	12.6	13.1	13.7	14.5	14.3	13.6	13.1	11.9	12.7	13.2	13.8	13.5	12.6	12.3	12.3	13.1	11.0	10.4	10.4	12.3	9.8	9.6	10.4	8.8	11.2	10.0	9.0	7.1	10.3	4.2	-1.5	7.7	16.3
1972	9.7	9.1	9.8	11.1	13.2	13.8	12.4	12.6	11.8	11.1	13.0	12.5	13.0	13.6	14.4	14.2	13.5	13.0	11.9	12.7	13.1	13.7	13.4	12.5	12.2	12.2	13.0	11.0	10.4	10.5	12.2	9.9	9.7	10.5	9.0	11.1	10.1	9.2	7.6	10.4	5.5	1.4	8.7	13.6	10.9
1973	8.9	8.3	8.9	10.2	12.2	12.8	11.4	11.6	10.7	10.1	11.8	11.4	11.8	12.3	13.0	12.8	12.1	11.6	10.4	11.1	11.5	12.0	11.7	10.7	10.3	10.3	10.9	9.0	8.3	8.2	9.7	7.4	7.0	7.5	6.0	7.6	6.4	5.2	3.3	5.0	0.3	-3.8	0.0	0.1	-7.1	-22.2
1974	8.0	7.4	8.0	9.2	11.2	11.6	10.3	10.4	9.6	8.9	10.6	10.1	10.5	11.0	11.6	11.3	10.6	10.1	8.9	9.6	9.8	10.2	9.9	8.9	8.5	8.3	8.8	6.9	6.2	6.0	7.2	4.9	4.4	4.7	3.1	4.3	2.9	1.6	-0.4	0.5	-3.9	-7.9	-5.8	-7.1	-13.8	-24.0	-25.8
1975	8.7	8.1	8.7	9.9	11.9	12.3	11.0	11.2	10.4	9.7	11.4	10.9	11.3	11.8	12.5	12.3	11.6	11.1	10.0	10.6	10.9	11.3	11.1	10.2	9.8	9.7	10.2	8.5	7.9	7.8	9.1	7.0	6.6	7.1	5.7	7.0	6.0	5.0	3.5	4.8	1.2	-1.6	1.3	1.7	-1.7	-5.6	4.0	45.8
1976	9.1	8.6	9.2	10.4	12.3	12.8	11.6	11.7	10.9	10.3	12.0	11.5	11.9	12.5	13.1	12.9	12.2	11.8	10.8	11.4	11.7	12.1	11.9	11.0	10.7	10.7	11.2	9.6	9.0	9.0	10.3	8.4	8.2	8.7	7.5	8.9	8.0	7.2	6.0	7.5	4.6	2.4	5.7	6.7	4.9	3.4	13.7	40.7	35.8
1977	9.0	8.5	9.1	10.3	12.1	12.6	11.4	11.5	10.8	10.2	11.8	11.3	11.7	12.2	12.8	12.6	12.0	11.5	10.5	11.1	11.4	11.8	11.6	10.8	10.5	10.4	10.9	9.3	8.8	8.8	10.0	8.1	7.9	8.3	7.2	8.5	7.7	6.9	5.8	7.1	4.5	2.5	5.4	6.2	4.6	3.4	11.0	27.0	18.5	3.4
1978	9.1	8.6	9.2	10.3	12.1	12.6	11.4	11.5	10.8	10.2	11.8	11.3	11.7	12.2	12.8	12.6	12.0	11.5	10.6	11.1	11.4	11.8	11.6	10.8	10.5	10.4	10.9	9.4	8.9	8.9	10.0	8.3	8.1	8.5	7.5	8.7	7.9	7.3	6.3	7.5	5.1	3.4	6.1	6.9	5.6	4.7	11.2	23.0	16.2	7.5	11.7
1979	9.4	9.0	9.5	10.6	12.5	12.9	11.7	11.9	11.2	10.6	12.1	11.7	12.1	12.6	13.2	13.0	12.4	12.0	11.1	11.6	11.9	12.3	12.1	11.4	11.1	11.1	11.6	10.1	9.7	9.7	10.8	9.2	9.0	9.5	8.6	9.8	9.1	8.6	7.7	9.0	6.9	5.5	8.1	9.1	8.3	7.9	13.9	24.1	19.2	14.2	20.0	28.8
1980	9.8	9.4	9.9	11.0	12.8	13.3	12.1	12.3	11.6	11.0	12.6	12.2	12.5	13.0	13.6	13.5	12.9	12.5	11.6	12.2	12.5	12.9	12.7	12.0	11.8	11.8	12.3	10.9	10.5	10.5	11.7	10.2	10.0	10.6	9.7	10.9	10.4	9.9	9.2	10.5	8.7	7.5	10.1	11.2	10.7	10.7	16.4	25.4	21.7	18.5	23.9	30.6	32.3
1981	9.7	9.2	9.8	10.8	12.6	13.0	11.9	12.0	11.3	10.8	12.3	11.9	12.2	12.7	13.3	13.1	12.6	12.2	11.3	11.9	12.1	12.5	12.3	11.6	11.4	11.4	11.9	10.5	10.1	10.1	11.2	9.8	9.6	10.1	9.3	10.4	9.8	9.4	8.7	9.9	8.1	7.0	9.4	10.3	9.7	9.6	14.4	21.6	18.0	14.8	17.8	19.9	15.6	1.1
1982	9.9	9.5	10.0	11.1	12.8	13.2	12.1	12.3	11.6	11.1	12.6	12.2	12.5	13.0	13.6	13.4	12.9	12.5	11.6	12.2	12.5	12.9	12.7	12.0	11.8	11.8	12.3	11.0	10.6	10.7	11.7	10.3	10.2	10.7	9.9	11.1	10.6	10.2	9.6	10.8	9.1	8.2	10.5	11.4	11.0	11.0	15.5	22.0	19.0	16.4	19.1	21.1	18.6	12.3	24.7
1983	10.2	9.8	10.3	11.4	13.1	13.5	12.4	12.6	11.9	11.4	12.9	12.5	12.9	13.3	13.9	13.7	13.2	12.9	12.1	12.6	12.9	13.3	13.1	12.5	12.3	12.3	12.8	11.6	11.2	11.3	12.3	11.0	10.9	11.4	10.7	11.8	11.4	11.1	10.5	11.7	10.3	9.4	11.7	12.6	12.3	12.5	16.7	22.7	20.1	18.0	20.6	22.5	21.0	17.4	26.5	28.4
1984	10.1	9.7	10.2	11.3	12.9	13.4	12.3	12.4	11.8	11.3	12.7	12.3	12.7	13.1	13.7	13.5	13.0	12.7	11.9	12.4	12.7	13.0	12.9	12.3	12.1	12.1	12.5	11.3	11.0	11.1	12.1	10.8	10.7	11.2	10.5	11.5	11.1	10.8	10.3	11.3	9.9	9.1	11.2	12.1	11.8	11.8	15.6	20.8	18.3	16.3	18.3	19.4	17.6	14.2	18.9	16.2	5.1
1985	10.5	10.1	10.6	11.6	13.3	13.7	12.6	12.8	12.2	11.7	13.1	12.7	13.1	13.5	14.1	13.9	13.5	13.1	12.4	12.9	13.2	13.5	13.4	12.8	12.6	12.6	13.1	12.0	11.7	11.7	12.7	11.5	11.5	11.9	11.3	12.4	12.0	11.7	11.3	12.4	11.1	10.4	12.4	13.4	13.1	13.3	16.9	21.9	19.7	18.0	20.0	21.2	20.0	17.7	22.3	21.4	18.1	32.7
1986	10.6	10.2	10.7	11.7	13.3	13.7	12.7	12.9	12.2	11.8	13.1	12.8	13.1	13.6	14.1	14.0	13.5	13.2	12.4	13.0	13.2	13.6	13.4	12.9	12.7	12.7	13.2	12.1	11.8	11.9	12.8	11.7	11.6	12.1	11.5	12.5	12.2	11.9	11.5	12.5	11.3	10.7	12.6	13.5	13.3	13.5	16.8	21.3	19.3	17.8	19.5	20.5	19.4	17.3	20.9	19.9	17.3	23.9	15.6
1987	10.4	10.0	10.5	11.5	13.1	13.5	12.5	12.6	12.0	11.5	12.9	12.5	12.8	13.3	13.8	13.7	13.2	12.8	12.1	12.6	12.9	13.2	13.1	12.5	12.3	12.3	12.8	11.7	11.4	11.5	12.4	11.2	11.2	11.6	11.0	12.0	11.6	11.4	10.9	11.9	10.7	10.1	11.9	12.7	12.4	12.5	15.5	19.5	17.6	16.0	17.4	18.0	16.8	14.7	17.1	15.7	12.7	15.3	7.5	0.0
1988	10.6	10.2	10.7	11.7	13.2	13.6	12.6	12.8	12.2	11.7	13.0	12.7	13.0	13.5	14.0	13.8	13.4	13.1	12.4	12.9	13.1	13.4	13.3	12.8	12.6	12.6	13.0	12.0	11.7	11.8	12.7	11.6	11.6	12.0	11.4	12.4	12.0	11.8	11.4	12.4	11.3	10.7	12.4	13.2	13.0	13.1	16.0	19.8	18.0	16.6	17.9	18.5	17.4	15.7	17.9	16.8	14.6	17.1	12.3	10.7	22.6
1989	10.8	10.4	10.9	11.9	13.4	13.8	12.9	13.0	12.4	12.0	13.3	13.0	13.3	13.7	14.2	14.1	13.6	13.3	12.6	13.1	13.4	13.7	13.6	13.1	12.9	12.9	13.4	12.4	12.1	12.2	13.1	12.0	12.0	12.4	11.9	12.8	12.5	12.3	12.0	12.9	11.9	11.4	13.1	13.8	13.7	13.8	16.6	20.1	18.5	17.2	18.5	19.1	18.2	16.7	18.8	18.0	16.4	18.8	15.5	15.5	24.1	25.6
1990	10.4	10.1	10.5	11.5	13.0	13.4	12.4	12.5	12.0	11.5	12.8	12.5	12.8	13.2	13.6	13.5	13.1	12.8	12.1	12.5	12.8	13.1	13.0	12.4	12.3	12.3	12.7	11.7	11.4	11.5	12.3	11.3	11.2	11.6	11.1	11.9	11.6	11.4	11.0	11.8	10.8	10.3	11.8	12.5	12.3	12.3	14.8	18.0	16.3	15.0	16.0	16.4	15.3	13.7	15.2	14.1	12.2	13.4	9.9	8.5	11.5	6.3	-10.1
1991	10.8	10.5	10.9	11.9	13.3	13.7	12.8	12.9	12.4	12.0	13.2	12.9	13.2	13.6	14.1	14.0	13.5	13.2	12.6	13.1	13.3	13.6	13.5	13.0	12.8	12.9	13.3	12.3	12.1	12.1	13.0	12.0	12.0	12.4	11.9	12.7	12.4	12.3	11.9	12.8	11.8	11.4	12.9	13.6	13.4	13.6	16.0	19.1	17.6	16.4	17.4	17.9	17.0	15.7	17.3	16.5	15.1	16.6	14.1	13.8	17.5	15.9	11.3	37.8
1992	10.9	10.5	11.0	11.9	13.4	13.8	12.8	13.0	12.4	12.0	13.2	12.9	13.2	13.6	14.1	14.0	13.6	13.3	12.6	13.1	13.3	13.6	13.5	13.0	12.9	12.9	13.3	12.4	12.1	12.2	13.0	12.1	12.1	12.4	12.0	12.8	12.5	12.4	12.0	12.9	12.0	11.5	13.0	13.6	13.5	13.6	15.9	18.8	17.4	16.3	17.3	17.7	16.9	15.7	17.1	16.3	15.1	16.4	14.2	14.0	17.0	15.7	12.5	25.9	15.0
1993	10.9	10.6	11.0	11.9	13.4	13.8	12.8	13.0	12.5	12.0	13.2	13.0	13.2	13.6	14.1	14.0	13.6	13.3	12.7	13.1	13.3	13.6	13.5	13.1	12.9	12.9	13.3	12.4	12.2	12.3	13.1	12.1	12.1	12.5	12.0	12.8	12.6	12.4	12.1	12.9	12.0	11.6	13.0	13.6	13.5	13.6	15.8	18.6	17.2	16.2	17.0	17.4	16.6	15.5	16.8	16.1	14.9	16.1	14.2	14.0	16.5	15.3	12.8	21.7	14.3	13.6
1994	10.8	10.4	10.9	11.8	13.2	13.5	12.6	12.8	12.2	11.8	13.0	12.7	13.0	13.4	13.8	13.7	13.3	13.0	12.4	12.8	13.0	13.3	13.2	12.7	12.6	12.6	13.0	12.1	11.9	11.9	12.7	11.8	11.7	12.1	11.6	12.4	12.2	12.0	11.7	12.4	11.6	11.1	12.5	13.0	12.9	13.0	15.0	17.6	16.2	15.2	16.0	16.3	15.5	14.3	15.4	14.7	13.5	14.4	12.5	12.2	14.0	12.6	10.2	16.0	9.5	6.8	0.4
1995	11.1	10.8	11.2	12.1	13.5	13.8	13.0	13.1	12.6	12.2	13.4	13.1	13.4	13.7	14.2	14.1	13.7	13.4	12.8	13.3	13.5	13.8	13.7	13.2	13.1	13.1	13.5	12.6	12.4	12.5	13.2	12.4	12.4	12.7	12.3	13.1	12.8	12.7	12.4	13.2	12.4	12.0	13.3	13.9	13.8	13.9	15.9	18.4	17.2	16.3	17.0	17.3	16.6	15.7	16.8	16.2	15.2	16.2	14.7	14.6	16.5	15.7	14.1	19.7	15.5	15.7	16.8	35.9
1996	11.3	10.9	11.4	12.2	13.6	14.0	13.1	13.3	12.8	12.4	13.5	13.2	13.5	13.9	14.3	14.2	13.9	13.6	13.0	13.4	13.7	14.0	13.9	13.4	13.3	13.3	13.7	12.9	12.7	12.7	13.5	12.6	12.6	13.0	12.6	13.3	13.1	13.0	12.7	13.5	12.7	12.3	13.6	14.2	14.1	14.3	16.2	18.6	17.4	16.6	17.3	17.6	17.0	16.1	17.2	16.7	15.8	16.8	15.4	15.4	17.2	16.6	15.4	20.3	17.0	17.5	18.9	29.3	23.1
1997	11.5	11.2	11.7	12.5	13.9	14.2	13.4	13.5	13.0	12.7	13.8	13.5	13.8	14.2	14.6	14.5	14.2	13.9	13.3	13.8	14.0	14.3	14.2	13.8	13.7	13.7	14.1	13.3	13.1	13.2	13.9	13.1	13.1	13.5	13.1	13.8	13.6	13.5	13.3	14.0	13.3	13.0	14.2	14.8	14.8	14.9	16.8	19.1	18.1	17.3	18.0	18.4	17.8	17.0	18.1	17.6	16.9	17.9	16.7	16.8	18.6	18.2	17.3	21.8	19.4	20.3	22.0	30.2	27.4	31.8
1998	11.6	11.2	11.7	12.5	13.9	14.2	13.4	13.5	13.1	12.7	13.8	13.6	13.8	14.2	14.6	14.5	14.2	13.9	13.4	13.8	14.0	14.3	14.2	13.8	13.7	13.7	14.1	13.3	13.1	13.2	13.9	13.1	13.1	13.5	13.1	13.8	13.6	13.5	13.3	14.0	13.3	13.0	14.2	14.8	14.7	14.9	16.7	18.9	17.9	17.1	17.8	18.1	17.6	16.8	17.8	17.4	16.7	17.6	16.5	16.6	18.2	17.8	16.9	20.8	18.6	19.2	20.3	25.9	22.8	22.6	14.0
1999	11.6	11.3	11.8	12.6	13.9	14.3	13.4	13.6	13.1	12.7	13.8	13.6	13.9	14.2	14.6	14.6	14.2	14.0	13.4	13.8	14.0	14.3	14.2	13.8	13.7	13.8	14.1	13.3	13.2	13.2	14.0	13.2	13.2	13.5	13.2	13.9	13.7	13.6	13.4	14.1	13.4	13.1	14.3	14.8	14.8	14.9	16.7	18.8	17.8	17.1	17.7	18.0	17.5	16.8	17.7	17.3	16.6	17.5	16.4	16.5	18.0	17.6	16.8	20.3	18.2	18.7	19.6	23.8	21.0	20.3	14.9	15.7
2000	11.5	11.2	11.6	12.4	13.7	14.1	13.3	13.4	12.9	12.6	13.6	13.4	13.7	14.0	14.4	14.3	14.0	13.7	13.2	13.6	13.8	14.1	14.0	13.6	13.5	13.5	13.9	13.1	12.9	13.0	13.7	12.9	12.9	13.2	12.9	13.6	13.4	13.3	13.0	13.7	13.1	12.7	13.9	14.4	14.3	14.5	16.1	18.1	17.1	16.4	17.0	17.3	16.7	16.0	16.8	16.4	15.8	16.5	15.4	15.4	16.7	16.2	15.4	18.3	16.4	16.5	16.9	20.0	17.0	15.5	10.6	8.9	2.4
2001	11.3	11.0	11.4	12.2	13.5	13.8	13.1	13.2	12.7	12.4	13.4	13.2	13.4	13.8	14.2	14.1	13.7	13.5	12.9	13.3	13.5	13.8	13.7	13.3	13.2	13.2	13.5	12.8	12.6	12.7	13.3	12.6	12.6	12.9	12.5	13.2	13.0	12.9	12.6	13.3	12.6	12.3	13.4	13.9	13.8	13.9	15.5	17.4	16.4	15.7	16.2	16.4	15.9	15.2	15.9	15.5	14.8	15.4	14.4	14.3	15.4	14.8	14.0	16.5	14.5	14.5	14.6	16.8	13.9	12.1	7.7	5.6	0.9	-0.6
2002	10.9	10.6	11.0	11.8	13.0	13.3	12.5	12.7	12.2	11.8	12.9	12.6	12.9	13.2	13.6	13.5	13.1	12.9	12.3	12.7	12.9	13.1	13.0	12.6	12.5	12.5	12.8	12.1	11.9	11.9	12.6	11.8	11.8	12.1	11.7	12.3	12.1	12.0	11.7	12.3	11.7	11.3	12.3	12.8	12.7	12.7	14.2	15.9	15.0	14.2	14.7	14.8	14.2	13.5	14.1	13.6	12.9	13.3	12.2	12.0	12.9	12.2	11.3	13.3	11.3	10.9	10.6	11.9	8.9	6.7	2.2	-0.5	-5.4	-9.1	-16.9
2003	11.2	10.9	11.3	12.1	13.3	13.6	12.9	13.0	12.5	12.2	13.2	13.0	13.2	13.5	13.9	13.8	13.5	13.2	12.7	13.1	13.3	13.5	13.4	13.0	12.9	12.9	13.2	12.5	12.3	12.4	13.0	12.3	12.3	12.6	12.2	12.8	12.7	12.5	12.3	12.9	12.3	12.0	13.0	13.4	13.3	13.4	14.8	16.6	15.7	15.0	15.4	15.6	15.1	14.4	15.0	14.6	13.9	14.4	13.5	13.4	14.2	13.7	12.9	14.9	13.2	13.0	12.9	14.4	12.0	10.5	7.3	6.0	3.7	4.1	6.6	36.5
2004	11.2	10.9	11.4	12.1	13.4	13.7	12.9	13.0	12.6	12.2	13.2	13.0	13.2	13.6	13.9	13.8	13.5	13.3	12.8	13.1	13.3	13.6	13.5	13.1	13.0	13.0	13.3	12.6	12.4	12.5	13.1	12.4	12.4	12.7	12.3	12.9	12.7	12.6	12.4	13.0	12.4	12.1	13.1	13.5	13.4	13.5	14.9	16.6	15.7	15.0	15.5	15.6	15.1	14.4	15.1	14.6	14.0	14.5	13.6	13.5	14.3	13.8	13.1	15.0	13.4	13.2	13.2	14.6	12.4	11.2	8.5	7.6	6.0	6.9	9.6	25.8	15.9
2005	11.2	10.9	11.3	12.1	13.3	13.6	12.8	12.9	12.5	12.2	13.1	12.9	13.1	13.5	13.8	13.7	13.4	13.2	12.7	13.0	13.2	13.4	13.3	13.0	12.9	12.9	13.2	12.5	12.3	12.4	13.0	12.3	12.2	12.5	12.2	12.8	12.6	12.5	12.3	12.8	12.2	11.9	12.9	13.3	13.2	13.3	14.6	16.2	15.4	14.7	15.1	15.3	14.8	14.1	14.7	14.3	13.7	14.1	13.3	13.1	13.9	13.4	12.7	14.4	12.9	12.7	12.7	13.9	11.9	10.7	8.3	7.5	6.2	6.9	8.9	19.2	11.3	7.0
2006	11.3	11.0	11.4	12.1	13.3	13.6	12.9	13.0	12.6	12.2	13.2	13.0	13.2	13.5	13.9	13.8	13.5	13.2	12.7	13.1	13.3	13.5	13.4	13.0	12.9	12.9	13.2	12.6	12.4	12.5	13.0	12.4	12.4	12.6	12.3	12.9	12.7	12.6	12.4	12.9	12.4	12.1	13.0	13.4	13.3	13.4	14.7	16.3	15.4	14.8	15.2	15.3	14.9	14.3	14.8	14.4	13.8	14.3	13.4	13.3	14.1	13.6	13.0	14.6	13.2	13.1	13.0	14.1	12.3	11.3	9.2	8.7	7.7	8.6	10.5	18.7	13.3	12.0	17.3
2007	11.1	10.9	11.3	12.0	13.2	13.5	12.7	12.8	12.4	12.1	13.0	12.8	13.0	13.3	13.7	13.6	13.3	13.1	12.6	12.9	13.1	13.3	13.2	12.9	12.7	12.8	13.0	12.4	12.2	12.3	12.8	12.2	12.1	12.4	12.1	12.6	12.5	12.3	12.1	12.7	12.1	11.8	12.7	13.1	13.0	13.1	14.3	15.8	15.0	14.4	14.8	14.9	14.4	13.8	14.3	13.9	13.4	13.7	12.9	12.8	13.5	13.0	12.4	13.9	12.5	12.3	12.2	13.2	11.5	10.5	8.6	8.0	7.1	7.7	9.2	15.3	10.5	8.8	9.7	2.7
2008	10.4	10.1	10.5	11.2	12.3	12.6	11.9	12.0	11.6	11.2	12.1	11.9	12.1	12.4	12.7	12.6	12.3	12.1	11.6	11.9	12.0	12.3	12.1	11.8	11.6	11.6	11.9	11.2	11.0	11.1	11.6	10.9	10.9	11.1	10.8	11.3	11.1	10.9	10.7	11.2	10.6	10.3	11.1	11.4	11.3	11.3	12.5	13.8	13.0	12.4	12.7	12.7	12.2	11.5	11.9	11.4	10.8	11.1	10.2	10.0	10.5	9.9	9.1	10.3	8.9	8.5	8.2	8.7	6.9	5.6	3.5	2.5	1.2	1.0	1.2	4.6	-0.8	-4.6	-8.2	-18.7	-35.7
2009	10.6	10.4	10.7	11.4	12.6	12.9	12.1	12.2	11.8	11.5	12.4	12.2	12.4	12.7	13.0	12.9	12.6	12.3	11.9	12.2	12.3	12.5	12.4	12.1	12.0	12.0	12.2	11.6	11.4	11.4	11.9	11.3	11.3	11.5	11.2	11.7	11.5	11.4	11.1	11.6	11.1	10.8	11.6	11.9	11.8	11.8	13.0	14.3	13.5	12.9	13.2	13.2	12.8	12.1	12.6	12.1	11.6	11.8	11.0	10.8	11.3	10.8	10.1	11.3	10.0	9.7	9.5	10.1	8.5	7.4	5.6	4.9	3.9	4.0	4.6	8.1	4.0	1.7	0.5	-4.6	-8.0	31.6
2010	10.8	10.5	10.9	11.6	12.7	13.0	12.2	12.3	11.9	11.6	12.5	12.3	12.5	12.8	13.1	13.0	12.7	12.5	12.0	12.3	12.5	12.7	12.6	12.2	12.1	12.1	12.4	11.7	11.5	11.6	12.1	11.5	11.4	11.7	11.4	11.9	11.7	11.6	11.3	11.8	11.3	11.0	11.8	12.1	12.0	12.1	13.2	14.5	13.7	13.1	13.4	13.5	13.0	12.4	12.8	12.4	11.9	12.2	11.4	11.2	11.7	11.3	10.6	11.8	10.6	10.3	10.1	10.8	9.3	8.4	6.7	6.1	5.3	5.6	6.3	9.6	6.2	4.7	4.3	1.3	0.8	26.2	21.0
2011	10.6	10.4	10.7	11.4	12.5	12.8	12.1	12.2	11.8	11.4	12.3	12.1	12.3	12.6	12.9	12.8	12.5	12.3	11.8	12.1	12.3	12.5	12.4	12.0	11.9	11.9	12.1	11.5	11.3	11.4	11.9	11.3	11.2	11.4	11.1	11.6	11.4	11.3	11.1	11.6	11.0	10.8	11.5	11.8	11.7	11.8	12.8	14.1	13.3	12.7	13.0	13.1	12.6	12.0	12.4	12.0	11.5	11.7	11.0	10.8	11.3	10.8	10.2	11.2	10.1	9.8	9.6	10.2	8.7	7.8	6.3	5.7	4.9	5.2	5.8	8.6	5.6	4.2	3.7	1.2	0.8	17.1	10.5	0.8
2012	10.7	10.4	10.8	11.5	12.6	12.8	12.1	12.2	11.8	11.5	12.4	12.2	12.4	12.7	13.0	12.9	12.6	12.3	11.9	12.2	12.3	12.5	12.4	12.1	12.0	12.0	12.2	11.6	11.4	11.5	12.0	11.3	11.3	11.5	11.2	11.7	11.5	11.4	11.2	11.7	11.1	10.9	11.6	11.9	11.8	11.9	12.9	14.2	13.4	12.9	13.1	13.2	12.7	12.2	12.5	12.2	11.6	11.9	11.2	11.0	11.5	11.0	10.4	11.5	10.4	10.1	9.9	10.5	9.2	8.4	6.9	6.5	5.8	6.1	6.7	9.4	6.7	5.6	5.4	3.6	3.8	16.9	12.4	8.4	16.5
2013	11.0	10.7	11.1	11.8	12.8	13.1	12.4	12.5	12.1	11.8	12.7	12.5	12.7	13.0	13.3	13.2	12.9	12.7	12.2	12.5	12.7	12.9	12.8	12.5	12.4	12.4	12.6	12.0	11.8	11.9	12.4	11.8	11.8	12.0	11.7	12.2	12.0	11.9	11.7	12.2	11.7	11.4	12.2	12.5	12.4	12.4	13.5	14.7	14.0	13.5	13.7	13.8	13.4	12.9	13.3	12.9	12.4	12.7	12.0	11.9	12.4	12.0	11.5	12.5	11.5	11.3	11.2	11.8	10.6	9.9	8.6	8.3	7.8	8.2	9.0	11.7	9.5	8.8	9.0	7.9	8.8	20.8	18.3	17.3	26.6	37.6
2014	11.0	10.7	11.1	11.7	12.8	13.1	12.4	12.5	12.1	11.8	12.7	12.5	12.7	12.9	13.2	13.1	12.8	12.6	12.2	12.5	12.6	12.8	12.8	12.4	12.3	12.3	12.6	12.0	11.8	11.9	12.4	11.8	11.7	12.0	11.7	12.1	12.0	11.9	11.7	12.1	11.6	11.4	12.1	12.4	12.4	12.4	13.4	14.6	13.9	13.4	13.7	13.7	13.3	12.8	13.2	12.8	12.4	12.6	12.0	11.8	12.3	11.9	11.4	12.4	11.4	11.3	11.2	11.7	10.6	9.9	8.8	8.4	8.0	8.4	9.1	11.6	9.6	8.9	9.2	8.2	9.0	19.0	16.7	15.6	21.0	23.3	10.5
2015	10.8	10.5	10.9	11.6	12.6	12.9	12.2	12.3	11.9	11.6	12.5	12.2	12.4	12.7	13.0	12.9	12.6	12.4	12.0	12.3	12.4	12.6	12.5	12.2	12.1	12.1	12.3	11.7	11.6	11.6	12.1	11.5	11.5	11.7	11.4	11.8	11.7	11.6	11.4	11.8	11.3	11.1	11.8	12.1	12.0	12.0	13.0	14.2	13.5	12.9	13.2	13.2	12.8	12.3	12.7	12.3	11.9	12.1	11.5	11.3	11.7	11.4	10.8	11.8	10.8	10.6	10.5	11.0	9.9	9.2	8.1	7.7	7.3	7.6	8.2	10.4	8.5	7.8	7.9	6.9	7.5	15.6	13.2	11.7	14.6	13.9	3.7	-2.7
2016	10.9	10.6	11.0	11.6	12.7	12.9	12.3	12.4	12.0	11.7	12.5	12.3	12.5	12.8	13.1	13.0	12.7	12.5	12.0	12.3	12.5	12.7	12.6	12.3	12.2	12.2	12.4	11.8	11.7	11.7	12.2	11.6	11.6	11.8	11.5	12.0	11.8	11.7	11.5	11.9	11.4	11.2	11.9	12.2	12.1	12.1	13.1	14.2	13.6	13.1	13.3	13.4	13.0	12.5	12.8	12.5	12.0	12.3	11.7	11.5	11.9	11.6	11.1	12.0	11.1	10.9	10.8	11.3	10.2	9.6	8.6	8.3	7.9	8.2	8.8	10.9	9.2	8.6	8.8	8.0	8.6	15.9	13.8	12.7	15.2	14.9	8.2	7.1	17.9
2017	11.0	10.7	11.1	11.7	12.8	13.0	12.4	12.5	12.1	11.8	12.6	12.4	12.6	12.9	13.2	13.1	12.8	12.6	12.2	12.5	12.6	12.8	12.7	12.4	12.3	12.3	12.5	11.9	11.8	11.8	12.3	11.7	11.7	11.9	11.7	12.1	11.9	11.8	11.7	12.1	11.6	11.4	12.1	12.4	12.3	12.3	13.3	14.4	13.7	13.2	13.5	13.5	13.2	12.7	13.0	12.7	12.3	12.5	11.9	11.8	12.2	11.9	11.4	12.3	11.4	11.3	11.2	11.7	10.7	10.1	9.1	8.9	8.5	8.9	9.5	11.5	9.9	9.5	9.7	9.0	9.7	16.4	14.6	13.8	16.1	16.0	11.1	11.3	19.1	20.4
2018	10.8	10.5	10.9	11.5	12.5	12.8	12.1	12.2	11.8	11.5	12.4	12.1	12.3	12.6	12.9	12.8	12.5	12.3	11.9	12.2	12.3	12.5	12.4	12.1	12.0	12.0	12.2	11.6	11.5	11.5	12.0	11.4	11.4	11.6	11.3	11.7	11.6	11.5	11.3	11.7	11.2	11.0	11.7	11.9	11.8	11.9	12.8	13.8	13.2	12.7	12.9	13.0	12.6	12.1	12.4	12.1	11.7	11.9	11.3	11.2	11.5	11.2	10.7	11.5	10.7	10.5	10.4	10.8	9.8	9.3	8.3	8.0	7.6	7.9	8.5	10.3	8.7	8.2	8.3	7.6	8.1	13.8	12.0	10.9	12.4	11.8	7.2	6.4	9.6	5.7	-7.1
2019	11.0	10.7	11.1	11.7	12.7	12.9	12.3	12.4	12.0	11.7	12.6	12.3	12.5	12.8	13.1	13.0	12.7	12.5	12.1	12.4	12.5	12.7	12.6	12.3	12.2	12.2	12.4	11.9	11.7	11.8	12.2	11.7	11.7	11.9	11.6	12.0	11.9	11.8	11.6	12.0	11.6	11.3	12.0	12.3	12.2	12.2	13.1	14.2	13.5	13.1	13.3	13.3	13.0	12.5	12.8	12.5	12.1	12.3	11.8	11.7	12.1	11.7	11.3	12.1	11.3	11.2	11.1	11.5	10.6	10.1	9.2	9.0	8.6	9.0	9.5	11.3	9.9	9.5	9.7	9.2	9.7	15.2	13.7	12.9	14.5	14.2	10.7	10.7	14.4	13.2	9.8	29.8
2020	11.0	10.8	11.1	11.8	12.7	13.0	12.4	12.5	12.1	11.8	12.6	12.4	12.6	12.8	13.1	13.0	12.8	12.6	12.2	12.4	12.6	12.8	12.7	12.4	12.3	12.3	12.5	12.0	11.8	11.9	12.3	11.8	11.7	11.9	11.7	12.1	12.0	11.9	11.7	12.1	11.7	11.4	12.1	12.4	12.3	12.3	13.2	14.2	13.6	13.2	13.4	13.4	13.1	12.6	13.0	12.7	12.3	12.5	11.9	11.8	12.2	11.9	11.5	12.3	11.5	11.4	11.3	11.7	10.9	10.4	9.5	9.3	9.0	9.4	9.9	11.7	10.3	10.0	10.2	9.7	10.3	15.4	14.0	13.3	14.8	14.6	11.6	11.8	15.0	14.2	12.3	23.4	17.3
2021	11.2	10.9	11.3	11.9	12.9	13.1	12.5	12.6	12.2	12.0	12.8	12.6	12.8	13.0	13.3	13.2	12.9	12.7	12.3	12.6	12.8	12.9	12.9	12.6	12.5	12.5	12.7	12.2	12.0	12.1	12.5	12.0	12.0	12.2	11.9	12.3	12.2	12.1	12.0	12.3	11.9	11.7	12.4	12.6	12.6	12.6	13.5	14.5	13.9	13.5	13.7	13.7	13.4	13.0	13.3	13.0	12.6	12.8	12.3	12.2	12.6	12.3	11.9	12.7	12.0	11.9	11.8	12.3	11.4	11.0	10.2	10.1	9.8	10.2	10.7	12.4	11.2	10.9	11.2	10.8	11.4	16.2	15.0	14.5	15.9	15.9	13.4	13.8	16.9	16.7	15.8	24.6	22.0	26.9
2022	10.9	10.6	11.0	11.6	12.6	12.8	12.2	12.3	11.9	11.6	12.4	12.2	12.4	12.6	12.9	12.8	12.5	12.4	12.0	12.2	12.3	12.5	12.4	12.1	12.0	12.0	12.3	11.7	11.6	11.6	12.0	11.5	11.5	11.7	11.4	11.8	11.7	11.6	11.4	11.8	11.4	11.2	11.8	12.0	12.0	12.0	12.8	13.8	13.2	12.8	13.0	13.0	12.7	12.2	12.5	12.2	11.9	12.0	11.5	11.4	11.8	11.5	11.0	11.8	11.0	10.9	10.8	11.2	10.4	9.9	9.1	8.9	8.6	8.9	9.4	10.9	9.7	9.4	9.5	9.0	9.5	13.7	12.5	11.8	12.8	12.5	10.0	9.9	11.8	10.8	9.0	13.5	8.5	4.4	-14.2
2023	11.0	10.8	11.1	11.7	12.7	12.9	12.3	12.4	12.0	11.7	12.5	12.3	12.5	12.7	13.0	12.9	12.7	12.5	12.1	12.3	12.5	12.7	12.6	12.3	12.2	12.2	12.4	11.9	11.7	11.8	12.2	11.7	11.7	11.9	11.6	12.0	11.9	11.8	11.6	12.0	11.6	11.4	12.0	12.2	12.2	12.2	13.0	14.0	13.4	13.0	13.2	13.2	12.9	12.5	12.8	12.5	12.1	12.3	11.8	11.7	12.0	11.7	11.4	12.1	11.4	11.3	11.2	11.6	10.8	10.4	9.6	9.4	9.2	9.5	10.0	11.4	10.3	10.0	10.2	9.8	10.2	14.3	13.1	12.5	13.6	13.3	11.1	11.2	13.1	12.4	11.2	15.2	11.8	10.1	2.5	22.4



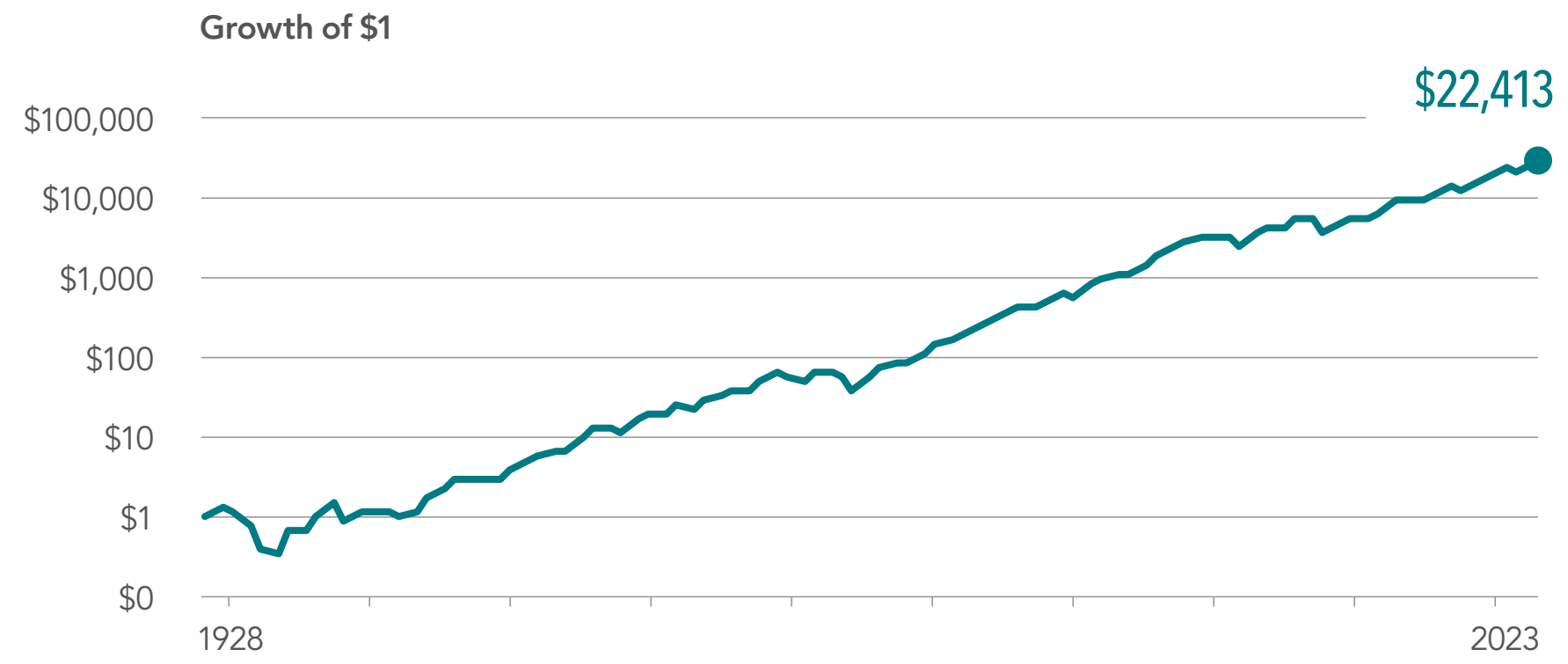

See Sources and Descriptions of Data.

Dimensional US Large Cap Value Index

1928–2023



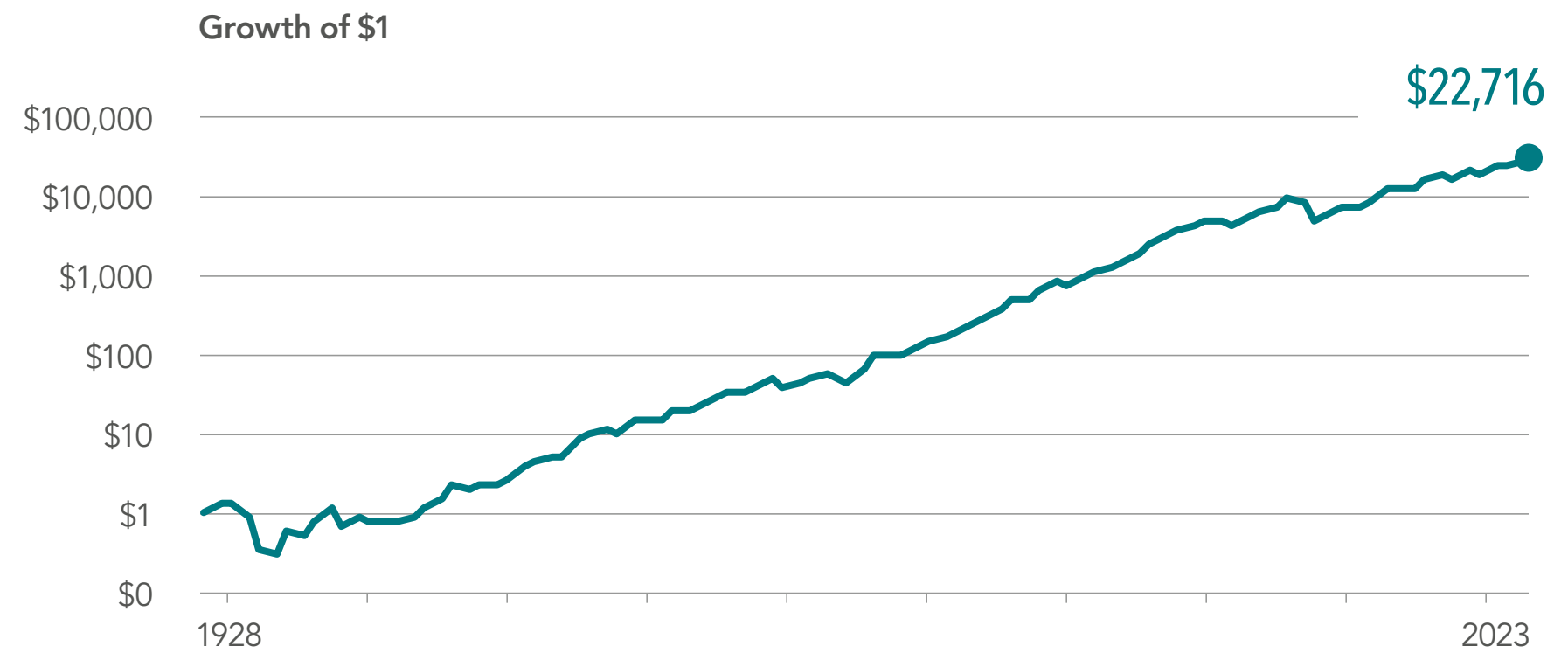

See Sources and Descriptions of Data.

	1928	1929	1930	1931	1932	1933	1934	1935	1936	1937	1938	1939	1940	1941	1942	1943	1944	1945	1946	1947	1948	1949	1950	1951	1952	1953	1954	1955	1956	1957	1958	1959	1960	1961	1962	1963	1964	1965	1966	1967	1968	1969	1970	1971	1972	1973	1974	1975	1976	1977	1978	1979	1980	1981	1982	1983	1984	1985	1986	1987	1988	1989	1990	1991	1992	1993	1994	1995	1996	1997	1998	1999	2000	2001	2002	2003	2004	2005	2006	2007	2008	2009	2010	2011	2012	2013	2014	2015	2016	2017	2018	2019	2020	2021	2022	2023
1928	24.6
1929	13.2	2.8
1930	-5.5	-17.7	-34.1
1931	-24.3	-35.9	-49.4	-61.1
1932	-21.8	-30.3	-38.8	-41.1	-10.7
1933	-9.1	-14.6	-18.5	-12.5	31.1	92.5
1934	-9.0	-13.7	-16.6	-11.6	16.2	32.6	-8.7
1935	-3.8	-7.3	-8.9	-2.7	22.3	35.8	14.0	42.4
1936	1.0	-1.6	-2.2	4.4	27.2	39.0	24.7	45.7	49.1
1937	-3.6	-6.3	-7.4	-2.8	13.3	18.8	5.3	10.4	-2.8	-36.6
1938	-1.8	-4.1	-4.8	-0.4	14.0	18.7	7.7	12.3	3.7	-13.5	18.1
1939	-2.1	-4.2	-4.8	-0.9	11.4	15.0	5.5	8.6	1.5	-10.7	6.0	-4.9
1940	-2.3	-4.3	-4.9	-1.3	9.4	12.2	3.9	6.2	0.1	-9.4	2.1	-5.1	-5.4
1941	-2.1	-3.9	-4.4	-1.1	8.5	10.9	3.5	5.4	0.2	-7.4	1.8	-3.1	-2.3	1.0
1942	-0.6	-2.2	-2.6	0.6	9.7	12.0	5.4	7.3	3.1	-3.1	5.5	2.6	5.2	11.0	22.0
1943	1.1	-0.3	-0.5	2.7	11.3	13.6	7.7	9.7	6.2	1.2	9.4	7.8	11.2	17.3	26.4	31.0
1944	2.6	1.4	1.3	4.4	12.6	14.9	9.6	11.6	8.6	4.4	12.1	11.1	14.6	20.3	27.5	30.4	29.7
1945	4.5	3.4	3.4	6.6	14.5	16.7	12.0	14.1	11.6	8.0	15.5	15.1	18.8	24.3	31.0	34.1	35.7	41.9
1946	3.9	2.8	2.8	5.7	13.0	14.9	10.4	12.2	9.8	6.5	12.8	12.2	14.8	18.6	22.5	22.6	19.9	15.3	-6.3
1947	4.0	3.0	3.1	5.8	12.6	14.4	10.2	11.8	9.6	6.6	12.2	11.6	13.9	16.9	19.8	19.4	16.6	12.5	0.2	7.2
1948	3.9	3.0	3.0	5.6	11.9	13.5	9.6	11.0	8.9	6.1	11.2	10.6	12.4	14.9	17.0	16.2	13.4	9.7	0.7	4.3	1.5
1949	4.4	3.5	3.6	6.1	12.1	13.7	10.0	11.3	9.4	6.8	11.6	11.0	12.7	14.9	16.8	16.1	13.8	10.8	4.2	7.9	8.3	15.5
1950	6.0	5.2	5.3	7.8	13.8	15.3	11.9	13.3	11.6	9.3	14.0	13.6	15.5	17.8	19.9	19.6	18.0	16.2	11.6	16.6	20.0	30.4	47.2
1951	6.5	5.8	5.9	8.3	14.0	15.5	12.3	13.6	12.0	9.9	14.3	14.1	15.8	17.9	19.8	19.5	18.2	16.6	12.9	17.2	19.8	26.6	32.5	19.2
1952	6.8	6.1	6.3	8.6	14.1	15.5	12.4	13.7	12.2	10.2	14.4	14.1	15.7	17.7	19.3	19.1	17.8	16.4	13.2	16.8	18.8	23.6	26.4	17.1	15.0
1953	6.3	5.7	5.8	8.0	13.1	14.4	11.4	12.6	11.2	9.3	13.0	12.7	14.1	15.7	17.1	16.6	15.3	13.8	10.7	13.3	14.4	17.2	17.6	9.1	4.3	-5.3
1954	8.0	7.4	7.6	9.9	14.9	16.3	13.5	14.7	13.4	11.7	15.5	15.4	16.9	18.6	20.1	20.0	19.0	18.0	15.6	18.7	20.4	23.9	25.6	20.7	21.2	24.4	63.5
1955	8.6	8.0	8.2	10.4	15.3	16.6	13.9	15.1	13.9	12.3	16.0	15.8	17.3	19.0	20.4	20.2	19.4	18.5	16.4	19.2	20.8	23.8	25.3	21.3	21.8	24.2	42.2	23.6
1956	8.5	8.0	8.2	10.3	15.0	16.2	13.6	14.8	13.6	12.1	15.5	15.3	16.7	18.2	19.4	19.3	18.4	17.5	15.5	17.9	19.2	21.6	22.5	18.8	18.7	19.7	29.4	15.1	7.2
1957	7.7	7.1	7.3	9.2	13.7	14.8	12.3	13.3	12.2	10.7	13.8	13.6	14.7	16.0	17.0	16.7	15.7	14.7	12.7	14.6	15.4	17.0	17.2	13.4	12.5	12.0	16.8	4.4	-4.0	-14.1
1958	8.8	8.3	8.5	10.4	14.8	15.9	13.6	14.6	13.5	12.1	15.2	15.1	16.2	17.6	18.6	18.4	17.6	16.8	15.1	17.1	18.0	19.8	20.3	17.3	17.0	17.3	22.5	14.0	10.9	12.8	48.1
1959	8.8	8.4	8.5	10.4	14.6	15.7	13.4	14.4	13.4	12.1	15.0	14.8	15.9	17.2	18.2	17.9	17.2	16.4	14.7	16.5	17.3	18.9	19.2	16.5	16.1	16.3	20.4	13.2	10.7	11.9	27.8	10.2
1960	8.5	8.1	8.3	10.1	14.1	15.1	12.9	13.8	12.8	11.5	14.3	14.1	15.1	16.2	17.1	16.8	16.1	15.2	13.7	15.2	15.9	17.2	17.3	14.7	14.2	14.1	17.2	10.8	8.5	8.8	17.7	4.9	-0.2
1961	9.0	8.6	8.8	10.5	14.4	15.4	13.3	14.2	13.3	12.0	14.7	14.6	15.6	16.7	17.5	17.3	16.6	15.8	14.4	15.9	16.6	17.8	18.0	15.6	15.3	15.3	18.2	12.8	11.1	11.9	19.6	11.4	11.9	25.6
1962	8.6	8.2	8.3	10.0	13.8	14.7	12.7	13.5	12.6	11.4	13.9	13.7	14.6	15.6	16.4	16.1	15.4	14.6	13.2	14.5	15.0	16.1	16.1	13.8	13.3	13.2	15.4	10.5	8.8	9.0	14.3	7.2	6.2	9.6	-4.4
1963	9.0	8.6	8.8	10.4	14.1	15.0	13.1	13.9	13.0	11.8	14.3	14.1	15.0	16.0	16.7	16.5	15.8	15.1	13.8	15.1	15.6	16.6	16.7	14.6	14.2	14.2	16.3	12.0	10.6	11.1	16.0	10.5	10.5	14.4	9.2	24.7
1964	9.3	8.9	9.1	10.7	14.2	15.1	13.2	14.1	13.2	12.1	14.5	14.3	15.2	16.1	16.8	16.6	15.9	15.3	14.0	15.3	15.8	16.8	16.8	14.9	14.6	14.6	16.6	12.7	11.5	12.1	16.4	11.8	12.2	15.5	12.3	21.8	18.9
1965	9.5	9.1	9.3	10.9	14.3	15.2	13.4	14.2	13.3	12.3	14.6	14.4	15.3	16.2	16.8	16.6	16.0	15.4	14.2	15.4	15.9	16.8	16.9	15.1	14.8	14.8	16.6	13.1	12.1	12.7	16.5	12.6	13.0	15.9	13.6	20.3	18.2	17.4
1966	9.1	8.7	8.8	10.4	13.7	14.5	12.7	13.5	12.7	11.6	13.8	13.7	14.4	15.2	15.9	15.6	15.0	14.3	13.2	14.3	14.6	15.4	15.4	13.7	13.3	13.2	14.8	11.4	10.4	10.7	13.8	10.2	10.1	12.0	9.4	13.2	9.6	5.3	-5.7
1967	9.4	9.1	9.2	10.7	14.0	14.8	13.1	13.8	13.0	12.0	14.2	14.0	14.8	15.6	16.2	16.0	15.4	14.8	13.7	14.7	15.1	15.9	15.9	14.3	14.0	13.9	15.4	12.4	11.5	11.9	14.9	11.7	11.9	13.7	11.9	15.4	13.3	11.4	8.5	24.8
1968	9.7	9.4	9.6	11.0	14.2	15.0	13.3	14.1	13.3	12.3	14.4	14.3	15.0	15.8	16.4	16.2	15.6	15.1	14.1	15.1	15.5	16.2	16.2	14.7	14.5	14.4	15.9	13.1	12.3	12.7	15.6	12.7	13.0	14.8	13.3	16.6	15.0	14.1	13.0	23.7	22.5
1969	9.0	8.6	8.8	10.2	13.2	14.0	12.3	13.0	12.2	11.3	13.2	13.1	13.7	14.4	15.0	14.7	14.1	13.5	12.5	13.4	13.7	14.3	14.2	12.7	12.4	12.2	13.4	10.7	9.8	10.0	12.3	9.5	9.4	10.6	8.8	10.9	8.7	6.8	4.3	7.8	0.2	-18.1
1970	9.0	8.7	8.8	10.2	13.2	13.9	12.3	12.9	12.2	11.2	13.2	13.0	13.6	14.3	14.8	14.6	14.0	13.4	12.4	13.3	13.6	14.1	14.1	12.6	12.3	12.1	13.3	10.7	9.9	10.1	12.2	9.6	9.6	10.6	9.1	10.9	9.0	7.5	5.6	8.6	3.7	-4.7	11.0
1971	9.0	8.7	8.8	10.2	13.1	13.8	12.2	12.8	12.1	11.2	13.0	12.9	13.5	14.2	14.6	14.4	13.8	13.3	12.3	13.1	13.4	13.9	13.9	12.5	12.1	12.0	13.0	10.6	9.9	10.0	12.0	9.6	9.6	10.5	9.1	10.7	9.1	7.7	6.2	8.7	5.1	-0.2	10.2	9.4
1972	9.2	8.9	9.0	10.3	13.2	13.9	12.3	12.9	12.2	11.4	13.2	13.0	13.6	14.3	14.7	14.5	14.0	13.4	12.5	13.3	13.5	14.1	14.0	12.7	12.4	12.3	13.3	11.0	10.3	10.5	12.3	10.1	10.1	11.0	9.8	11.3	9.9	8.9	7.7	10.1	7.4	3.9	12.5	13.2	17.1
1973	8.8	8.5	8.6	9.9	12.6	13.2	11.7	12.3	11.6	10.8	12.5	12.3	12.9	13.5	13.9	13.6	13.1	12.6	11.7	12.4	12.6	13.0	12.9	11.7	11.3	11.1	12.0	9.8	9.1	9.2	10.9	8.8	8.7	9.4	8.1	9.3	7.9	6.8	5.5	7.2	4.5	1.2	6.7	5.3	3.4	-8.8
1974	8.1	7.8	7.9	9.1	11.8	12.4	10.9	11.5	10.8	9.9	11.5	11.4	11.9	12.4	12.8	12.5	12.0	11.4	10.5	11.1	11.3	11.7	11.5	10.2	9.9	9.6	10.4	8.3	7.5	7.5	9.0	6.9	6.7	7.2	5.9	6.8	5.3	4.0	2.6	3.7	1.0	-2.2	1.3	-0.9	-4.2	-13.3	-17.6
1975	8.9	8.5	8.7	9.9	12.5	13.1	11.7	12.2	11.6	10.8	12.4	12.2	12.8	13.3	13.7	13.5	13.0	12.5	11.6	12.3	12.4	12.9	12.8	11.6	11.3	11.1	11.9	9.9	9.3	9.4	10.9	9.0	8.9	9.6	8.5	9.6	8.4	7.5	6.5	8.0	6.0	3.9	8.0	7.5	7.0	3.8	10.7	48.9
1976	9.5	9.2	9.3	10.5	13.1	13.7	12.4	12.9	12.3	11.5	13.1	13.0	13.5	14.1	14.5	14.3	13.8	13.3	12.5	13.2	13.4	13.9	13.8	12.7	12.4	12.3	13.2	11.3	10.7	10.9	12.4	10.7	10.7	11.4	10.6	11.7	10.8	10.1	9.5	11.1	9.7	8.2	12.6	12.8	13.5	12.6	20.8	46.4	43.9
1977	9.3	9.0	9.1	10.3	12.8	13.4	12.1	12.6	12.0	11.2	12.8	12.6	13.1	13.7	14.1	13.8	13.4	12.9	12.1	12.8	13.0	13.4	13.3	12.2	11.9	11.8	12.6	10.8	10.2	10.4	11.8	10.1	10.1	10.8	9.9	10.9	10.0	9.3	8.7	10.1	8.7	7.3	11.0	11.0	11.3	10.1	15.4	29.2	20.3	0.6
1978	9.3	9.0	9.1	10.3	12.7	13.3	12.0	12.5	11.9	11.1	12.7	12.5	13.0	13.5	13.9	13.7	13.2	12.8	12.0	12.6	12.8	13.2	13.1	12.0	11.8	11.7	12.4	10.7	10.1	10.3	11.6	10.0	10.0	10.6	9.8	10.7	9.9	9.2	8.6	9.9	8.6	7.4	10.6	10.6	10.8	9.7	13.9	23.5	16.0	4.1	7.8
1979	9.6	9.3	9.4	10.6	13.0	13.6	12.3	12.8	12.2	11.4	13.0	12.8	13.3	13.8	14.2	14.0	13.6	13.1	12.4	13.0	13.2	13.6	13.5	12.5	12.3	12.2	12.9	11.2	10.8	10.9	12.2	10.7	10.8	11.4	10.6	11.6	10.8	10.3	9.8	11.1	10.0	8.9	12.1	12.2	12.6	11.9	15.8	24.0	18.4	11.0	16.6	26.1
1980	9.8	9.5	9.6	10.8	13.1	13.7	12.4	12.9	12.4	11.6	13.1	13.0	13.5	14.0	14.4	14.2	13.7	13.3	12.6	13.2	13.4	13.8	13.7	12.8	12.5	12.5	13.2	11.6	11.1	11.3	12.6	11.2	11.2	11.8	11.1	12.1	11.4	10.9	10.5	11.7	10.8	9.9	12.8	13.0	13.4	13.0	16.5	23.4	18.9	13.3	17.9	23.4	20.7
1981	9.8	9.5	9.6	10.7	13.1	13.6	12.4	12.9	12.3	11.6	13.0	12.9	13.4	13.9	14.2	14.0	13.6	13.2	12.5	13.1	13.3	13.6	13.6	12.6	12.4	12.3	13.0	11.5	11.1	11.2	12.4	11.1	11.1	11.7	11.0	11.9	11.2	10.8	10.4	11.6	10.7	9.8	12.5	12.7	13.0	12.6	15.5	21.3	17.2	12.5	15.7	18.4	14.8	9.1
1982	9.9	9.7	9.8	10.9	13.2	13.7	12.5	13.0	12.5	11.8	13.2	13.1	13.5	14.0	14.4	14.2	13.8	13.4	12.7	13.3	13.5	13.8	13.8	12.9	12.7	12.6	13.3	11.8	11.4	11.5	12.7	11.4	11.5	12.0	11.4	12.3	11.7	11.3	10.9	12.1	11.3	10.5	13.1	13.3	13.6	13.3	16.0	21.1	17.6	13.7	16.5	18.8	16.5	14.4	19.9
1983	10.3	10.0	10.2	11.3	13.5	14.1	12.9	13.4	12.8	12.2	13.6	13.5	13.9	14.4	14.8	14.6	14.2	13.8	13.2	13.7	13.9	14.3	14.3	13.4	13.2	13.2	13.8	12.4	12.1	12.2	13.4	12.2	12.3	12.9	12.3	13.2	12.6	12.3	12.0	13.2	12.5	11.8	14.3	14.6	15.0	14.9	17.5	22.3	19.3	16.1	19.0	21.3	20.2	20.0	25.9	32.1
1984	10.3	10.1	10.2	11.3	13.5	14.1	12.9	13.4	12.8	12.2	13.6	13.5	13.9	14.4	14.7	14.5	14.2	13.8	13.2	13.7	13.9	14.3	14.2	13.4	13.2	13.2	13.8	12.5	12.1	12.3	13.4	12.2	12.3	12.9	12.3	13.2	12.6	12.3	12.1	13.2	12.5	11.9	14.3	14.5	14.9	14.7	17.1	21.3	18.6	15.8	18.1	19.9	18.7	18.3	21.5	22.3	13.2
1985	10.7	10.4	10.6	11.6	13.8	14.3	13.2	13.7	13.2	12.5	13.9	13.8	14.2	14.7	15.1	14.9	14.5	14.2	13.6	14.1	14.3	14.7	14.7	13.9	13.7	13.7	14.3	13.0	12.7	12.9	14.0	12.9	13.0	13.5	13.1	13.9	13.4	13.2	12.9	14.0	13.4	12.9	15.2	15.5	16.0	15.9	18.2	22.2	19.8	17.3	19.6	21.4	20.7	20.7	23.7	25.0	21.6	30.7
1986	10.8	10.6	10.7	11.8	13.9	14.4	13.3	13.8	13.3	12.7	14.0	13.9	14.3	14.8	15.1	15.0	14.7	14.3	13.7	14.3	14.5	14.8	14.8	14.0	13.9	13.8	14.5	13.2	12.9	13.1	14.1	13.1	13.2	13.7	13.3	14.1	13.7	13.4	13.2	14.3	13.7	13.3	15.5	15.7	16.2	16.1	18.3	21.9	19.7	17.5	19.6	21.1	20.5	20.4	22.8	23.5	20.8	24.8	19.2
1987	10.7	10.5	10.6	11.6	13.8	14.3	13.2	13.6	13.1	12.5	13.8	13.7	14.2	14.6	14.9	14.8	14.4	14.1	13.5	14.0	14.2	14.6	14.5	13.8	13.6	13.6	14.2	13.0	12.6	12.8	13.8	12.8	12.9	13.4	13.0	13.7	13.3	13.1	12.9	13.8	13.3	12.9	14.9	15.1	15.5	15.4	17.3	20.6	18.5	16.4	18.1	19.3	18.5	18.2	19.7	19.7	16.8	18.0	12.1	5.5
1988	11.0	10.8	10.9	11.9	14.0	14.5	13.4	13.9	13.4	12.8	14.1	14.0	14.4	14.9	15.2	15.1	14.7	14.4	13.8	14.4	14.5	14.9	14.9	14.1	14.0	14.0	14.6	13.4	13.1	13.3	14.3	13.3	13.4	13.9	13.5	14.3	13.9	13.7	13.5	14.5	14.0	13.6	15.6	15.8	16.2	16.2	18.0	21.1	19.2	17.3	19.0	20.2	19.5	19.4	21.0	21.1	19.0	20.6	17.4	16.4	28.5
1989	11.3	11.1	11.2	12.2	14.3	14.8	13.7	14.2	13.7	13.1	14.4	14.3	14.7	15.2	15.5	15.4	15.1	14.8	14.2	14.7	14.9	15.3	15.3	14.5	14.4	14.4	15.0	13.8	13.6	13.8	14.8	13.8	14.0	14.5	14.1	14.9	14.5	14.3	14.2	15.1	14.7	14.4	16.3	16.6	17.0	17.0	18.8	21.7	20.0	18.3	20.0	21.1	20.6	20.6	22.2	22.5	21.0	22.6	20.6	21.1	29.7	31.0
1990	10.8	10.6	10.7	11.7	13.7	14.2	13.1	13.6	13.1	12.5	13.8	13.7	14.1	14.5	14.8	14.7	14.3	14.0	13.5	14.0	14.1	14.4	14.4	13.7	13.6	13.5	14.1	12.9	12.6	12.8	13.7	12.8	12.9	13.4	13.0	13.6	13.2	13.0	12.9	13.7	13.2	12.8	14.6	14.8	15.1	14.9	16.5	19.1	17.3	15.6	16.8	17.6	16.9	16.5	17.4	17.1	15.1	15.4	12.5	10.9	12.8	5.7	-14.8
1991	11.1	10.9	11.0	12.0	14.0	14.4	13.4	13.9	13.4	12.8	14.0	14.0	14.4	14.8	15.1	15.0	14.6	14.3	13.8	14.3	14.5	14.8	14.8	14.1	13.9	13.9	14.5	13.4	13.1	13.3	14.2	13.3	13.4	13.9	13.5	14.2	13.8	13.6	13.5	14.3	13.9	13.6	15.3	15.5	15.8	15.7	17.2	19.7	18.1	16.5	17.8	18.6	18.0	17.7	18.6	18.5	16.9	17.4	15.3	14.6	17.0	13.4	5.4	30.5
1992	11.2	11.0	11.1	12.1	14.0	14.5	13.5	13.9	13.5	12.9	14.1	14.0	14.4	14.8	15.1	15.0	14.7	14.4	13.9	14.3	14.5	14.8	14.8	14.1	14.0	14.0	14.5	13.5	13.2	13.4	14.3	13.4	13.5	14.0	13.6	14.3	13.9	13.7	13.6	14.4	14.0	13.7	15.3	15.5	15.8	15.7	17.2	19.5	18.0	16.5	17.7	18.4	17.9	17.6	18.4	18.3	16.8	17.3	15.5	14.9	16.9	14.1	9.0	23.3	16.5
1993	11.3	11.1	11.3	12.2	14.1	14.6	13.6	14.0	13.6	13.0	14.2	14.2	14.5	14.9	15.2	15.1	14.8	14.5	14.0	14.5	14.7	15.0	15.0	14.3	14.2	14.2	14.7	13.7	13.4	13.6	14.5	13.6	13.7	14.2	13.8	14.5	14.2	14.0	13.9	14.7	14.3	14.0	15.6	15.8	16.1	16.0	17.4	19.6	18.2	16.8	17.9	18.6	18.1	17.9	18.7	18.6	17.3	17.7	16.2	15.8	17.6	15.5	12.0	22.6	18.9	21.3
1994	11.2	11.0	11.1	12.0	13.9	14.4	13.4	13.8	13.4	12.9	14.0	13.9	14.3	14.7	15.0	14.9	14.6	14.3	13.8	14.2	14.4	14.7	14.7	14.0	13.9	13.9	14.4	13.4	13.1	13.3	14.1	13.3	13.4	13.8	13.5	14.1	13.8	13.6	13.5	14.2	13.8	13.5	15.0	15.2	15.4	15.4	16.7	18.7	17.3	16.0	16.9	17.5	17.0	16.7	17.3	17.1	15.9	16.1	14.6	14.1	15.3	13.3	10.0	17.3	13.2	11.5	2.5
1995	11.6	11.4	11.5	12.4	14.3	14.8	13.8	14.2	13.8	13.3	14.4	14.4	14.7	15.1	15.4	15.3	15.0	14.7	14.3	14.7	14.9	15.2	15.2	14.6	14.5	14.4	15.0	14.0	13.7	13.9	14.8	14.0	14.1	14.5	14.2	14.8	14.5	14.4	14.3	15.1	14.7	14.4	15.9	16.1	16.4	16.4	17.7	19.7	18.4	17.2	18.2	18.8	18.4	18.2	18.9	18.8	17.8	18.2	17.0	16.8	18.3	16.9	14.7	21.7	19.7	20.7	20.4	41.4
1996	11.8	11.6	11.8	12.6	14.5	15.0	14.0	14.4	14.0	13.5	14.6	14.6	14.9	15.3	15.6	15.5	15.2	15.0	14.5	15.0	15.1	15.4	15.4	14.8	14.7	14.7	15.2	14.3	14.1	14.2	15.1	14.3	14.4	14.9	14.6	15.2	14.9	14.8	14.7	15.4	15.1	14.9	16.3	16.5	16.8	16.8	18.1	20.0	18.8	17.7	18.6	19.3	18.9	18.8	19.4	19.4	18.5	18.9	17.9	17.8	19.2	18.1	16.4	22.6	21.1	22.3	22.6	34.0	27.0
1997	12.1	11.9	12.1	13.0	14.8	15.3	14.3	14.7	14.3	13.9	15.0	14.9	15.3	15.7	16.0	15.9	15.6	15.4	14.9	15.4	15.5	15.8	15.8	15.2	15.2	15.2	15.7	14.7	14.5	14.7	15.6	14.8	15.0	15.4	15.1	15.7	15.5	15.4	15.3	16.1	15.8	15.6	17.0	17.2	17.5	17.5	18.8	20.7	19.6	18.5	19.5	20.1	19.8	19.8	20.5	20.5	19.7	20.2	19.4	19.4	20.9	20.1	18.8	24.5	23.6	25.0	26.0	34.9	31.8	36.7
1998	12.1	11.9	12.0	12.9	14.7	15.2	14.2	14.6	14.3	13.8	14.9	14.8	15.2	15.6	15.8	15.7	15.5	15.2	14.8	15.2	15.4	15.7	15.7	15.1	15.0	15.0	15.5	14.6	14.4	14.6	15.4	14.7	14.8	15.2	14.9	15.5	15.3	15.2	15.1	15.8	15.5	15.3	16.7	16.9	17.2	17.2	18.4	20.2	19.0	18.0	18.9	19.5	19.2	19.1	19.7	19.7	18.9	19.3	18.5	18.4	19.7	18.8	17.6	22.4	21.3	22.1	22.2	27.7	23.5	21.7	8.4
1999	12.0	11.8	12.0	12.8	14.6	15.1	14.2	14.6	14.2	13.7	14.8	14.7	15.1	15.4	15.7	15.6	15.3	15.1	14.7	15.1	15.2	15.5	15.5	15.0	14.9	14.9	15.4	14.5	14.3	14.4	15.2	14.5	14.6	15.0	14.8	15.3	15.1	15.0	14.9	15.6	15.3	15.1	16.4	16.6	16.9	16.9	18.0	19.7	18.6	17.6	18.4	19.0	18.6	18.5	19.1	19.0	18.2	18.6	17.8	17.7	18.7	17.9	16.6	20.8	19.6	20.1	19.9	23.7	19.6	17.2	8.6	8.7
2000	12.0	11.9	12.0	12.8	14.6	15.0	14.1	14.5	14.1	13.7	14.7	14.7	15.0	15.4	15.7	15.6	15.3	15.1	14.6	15.1	15.2	15.5	15.5	14.9	14.8	14.8	15.3	14.4	14.2	14.4	15.2	14.5	14.6	15.0	14.7	15.3	15.0	14.9	14.9	15.5	15.3	15.0	16.3	16.5	16.7	16.7	17.8	19.4	18.4	17.4	18.2	18.7	18.4	18.3	18.8	18.7	17.9	18.2	17.5	17.3	18.3	17.5	16.3	20.0	18.9	19.2	18.9	21.9	18.3	16.2	10.1	10.9	13.2
2001	11.9	11.7	11.9	12.7	14.4	14.8	14.0	14.3	14.0	13.5	14.5	14.5	14.8	15.2	15.4	15.3	15.1	14.8	14.4	14.8	14.9	15.2	15.2	14.7	14.6	14.6	15.0	14.2	14.0	14.1	14.9	14.2	14.3	14.7	14.4	14.9	14.7	14.6	14.5	15.1	14.8	14.6	15.8	16.0	16.2	16.2	17.2	18.7	17.7	16.8	17.5	17.9	17.6	17.4	17.9	17.7	17.0	17.2	16.4	16.2	17.1	16.2	15.1	18.2	17.1	17.1	16.6	18.8	15.4	13.2	8.0	7.9	7.4	2.0
2002	11.5	11.3	11.5	12.3	14.0	14.4	13.5	13.9	13.5	13.0	14.0	14.0	14.3	14.6	14.9	14.8	14.5	14.3	13.8	14.2	14.4	14.6	14.6	14.0	13.9	13.9	14.3	13.5	13.3	13.4	14.1	13.5	13.5	13.9	13.6	14.1	13.8	13.7	13.6	14.2	13.9	13.7	14.8	14.9	15.1	15.0	16.0	17.4	16.4	15.4	16.0	16.4	16.0	15.8	16.1	15.9	15.1	15.2	14.4	14.1	14.7	13.8	12.5	15.2	13.9	13.6	12.8	14.2	10.7	8.2	3.3	2.0	-0.1	-6.2	-13.7
2003	11.8	11.7	11.8	12.6	14.3	14.7	13.8	14.2	13.8	13.4	14.4	14.3	14.6	15.0	15.2	15.1	14.9	14.6	14.2	14.6	14.7	15.0	15.0	14.4	14.4	14.3	14.8	14.0	13.8	13.9	14.6	14.0	14.0	14.4	14.1	14.6	14.4	14.3	14.2	14.8	14.5	14.3	15.4	15.6	15.8	15.7	16.6	18.1	17.1	16.2	16.8	17.2	16.9	16.7	17.0	16.9	16.2	16.4	15.6	15.4	16.1	15.3	14.2	16.8	15.7	15.7	15.1	16.6	13.8	12.1	8.4	8.4	8.4	6.8	9.3	38.3
2004	11.9	11.8	11.9	12.7	14.3	14.7	13.9	14.3	13.9	13.4	14.4	14.4	14.7	15.0	15.3	15.2	14.9	14.7	14.3	14.7	14.8	15.1	15.1	14.5	14.5	14.4	14.9	14.1	13.9	14.0	14.7	14.1	14.2	14.5	14.3	14.7	14.5	14.4	14.3	14.9	14.7	14.4	15.5	15.7	15.9	15.8	16.7	18.1	17.2	16.3	16.9	17.3	17.0	16.8	17.1	17.0	16.4	16.5	15.8	15.6	16.2	15.5	14.6	17.0	16.0	16.0	15.5	16.9	14.4	13.0	9.9	10.2	10.5	9.8	12.6	28.5	19.4
2005	11.9	11.7	11.9	12.7	14.3	14.7	13.9	14.2	13.9	13.4	14.4	14.3	14.6	15.0	15.2	15.1	14.9	14.6	14.2	14.6	14.8	15.0	15.0	14.5	14.4	14.4	14.8	14.0	13.8	14.0	14.6	14.0	14.1	14.4	14.2	14.7	14.4	14.3	14.2	14.8	14.6	14.4	15.4	15.5	15.7	15.7	16.5	17.9	16.9	16.1	16.7	17.1	16.7	16.6	16.9	16.8	16.1	16.2	15.6	15.4	16.0	15.3	14.3	16.6	15.7	15.6	15.1	16.4	14.1	12.8	10.1	10.3	10.6	10.1	12.2	22.4	15.2	11.0
2006	12.0	11.9	12.0	12.8	14.4	14.8	13.9	14.3	13.9	13.5	14.5	14.4	14.7	15.1	15.3	15.2	15.0	14.7	14.3	14.7	14.9	15.1	15.1	14.6	14.5	14.5	14.9	14.1	13.9	14.1	14.7	14.1	14.2	14.6	14.3	14.8	14.6	14.5	14.4	15.0	14.7	14.5	15.6	15.7	15.9	15.8	16.7	17.9	17.1	16.3	16.8	17.2	16.9	16.7	17.0	16.9	16.3	16.4	15.8	15.6	16.2	15.5	14.7	16.8	16.0	16.0	15.5	16.7	14.7	13.5	11.2	11.6	12.0	11.8	13.8	22.0	17.0	15.7	20.7
2007	11.7	11.5	11.7	12.4	14.0	14.4	13.6	13.9	13.6	13.1	14.1	14.0	14.3	14.6	14.9	14.8	14.5	14.3	13.9	14.3	14.4	14.6	14.6	14.1	14.0	14.0	14.4	13.6	13.4	13.6	14.2	13.6	13.7	14.0	13.7	14.2	13.9	13.8	13.7	14.3	14.0	13.8	14.8	14.9	15.1	15.0	15.8	17.0	16.1	15.3	15.8	16.1	15.8	15.6	15.8	15.7	15.1	15.1	14.5	14.3	14.7	14.0	13.1	15.0	14.1	14.0	13.5	14.4	12.4	11.1	8.8	8.9	8.9	8.3	9.4	14.7	9.5	6.4	4.1	-10.2
2008	10.8	10.6	10.7	11.5	13.0	13.3	12.5	12.9	12.5	12.1	13.0	12.9	13.2	13.5	13.7	13.6	13.3	13.1	12.7	13.0	13.1	13.3	13.3	12.7	12.6	12.6	12.9	12.2	12.0	12.1	12.6	12.0	12.1	12.3	12.1	12.5	12.2	12.1	11.9	12.4	12.1	11.9	12.8	12.8	12.9	12.8	13.5	14.5	13.6	12.8	13.2	13.4	13.0	12.7	12.9	12.6	11.9	11.8	11.1	10.7	11.0	10.2	9.2	10.7	9.6	9.2	8.4	8.8	6.7	5.1	2.7	2.1	1.4	0.0	-0.3	2.1	-3.9	-8.9	-14.8	-28.4	-42.8
2009	11.0	10.8	10.9	11.7	13.2	13.5	12.7	13.1	12.7	12.3	13.2	13.1	13.4	13.7	13.9	13.8	13.5	13.3	12.9	13.2	13.3	13.5	13.5	13.0	12.9	12.9	13.2	12.5	12.3	12.4	12.9	12.3	12.4	12.7	12.4	12.8	12.5	12.4	12.3	12.8	12.5	12.2	13.1	13.2	13.3	13.2	13.9	14.9	14.1	13.3	13.7	13.9	13.5	13.2	13.4	13.2	12.5	12.5	11.8	11.4	11.7	11.0	10.1	11.6	10.6	10.2	9.6	10.1	8.1	6.8	4.6	4.3	3.9	2.9	3.0	5.6	1.0	-2.4	-5.5	-12.9	-14.2	28.9
2010	11.1	10.9	11.0	11.8	13.3	13.6	12.8	13.1	12.8	12.4	13.3	13.2	13.5	13.8	14.0	13.8	13.6	13.4	13.0	13.3	13.4	13.6	13.6	13.1	13.0	13.0	13.3	12.6	12.4	12.5	13.1	12.5	12.5	12.8	12.5	12.9	12.7	12.6	12.5	12.9	12.6	12.4	13.3	13.3	13.4	13.3	14.0	15.1	14.2	13.4	13.8	14.0	13.7	13.4	13.6	13.4	12.7	12.7	12.1	11.8	12.0	11.4	10.5	11.9	11.0	10.7	10.1	10.6	8.8	7.7	5.7	5.5	5.2	4.4	4.7	7.2	3.4	1.0	-0.9	-5.7	-4.2	24.1	19.5
2011	10.9	10.8	10.9	11.6	13.0	13.4	12.6	12.9	12.6	12.2	13.0	13.0	13.2	13.5	13.7	13.6	13.4	13.1	12.7	13.1	13.2	13.3	13.3	12.8	12.7	12.7	13.0	12.3	12.1	12.2	12.7	12.2	12.2	12.5	12.2	12.6	12.3	12.2	12.1	12.5	12.3	12.0	12.9	12.9	13.0	12.9	13.5	14.5	13.7	12.9	13.3	13.5	13.1	12.9	13.0	12.8	12.2	12.1	11.5	11.2	11.4	10.7	9.9	11.2	10.3	10.0	9.4	9.8	8.1	6.9	5.1	4.8	4.5	3.8	3.9	6.1	2.6	0.4	-1.2	-5.1	-3.8	14.5	7.9	-2.6
2012	11.0	10.9	11.0	11.7	13.1	13.5	12.7	13.0	12.7	12.3	13.1	13.1	13.3	13.6	13.8	13.7	13.5	13.2	12.9	13.2	13.3	13.5	13.4	13.0	12.9	12.8	13.2	12.4	12.2	12.3	12.9	12.3	12.4	12.6	12.4	12.7	12.5	12.4	12.3	12.7	12.4	12.2	13.1	13.1	13.2	13.1	13.7	14.7	13.9	13.2	13.5	13.7	13.4	13.1	13.3	13.0	12.4	12.4	11.8	11.5	11.8	11.1	10.3	11.6	10.8	10.5	10.0	10.4	8.8	7.8	6.1	5.9	5.7	5.1	5.4	7.5	4.5	2.8	1.7	-1.2	0.7	16.0	12.0	8.5	20.8
2013	11.3	11.2	11.3	12.0	13.4	13.8	13.0	13.3	13.0	12.6	13.4	13.4	13.6	13.9	14.1	14.0	13.8	13.6	13.2	13.5	13.6	13.8	13.8	13.3	13.2	13.2	13.5	12.8	12.7	12.8	13.3	12.8	12.8	13.1	12.8	13.2	13.0	12.9	12.8	13.2	13.0	12.8	13.6	13.6	13.8	13.7	14.3	15.3	14.5	13.8	14.2	14.4	14.0	13.8	14.0	13.8	13.2	13.2	12.7	12.4	12.7	12.1	11.4	12.7	11.9	11.7	11.3	11.7	10.3	9.4	7.9	7.8	7.8	7.4	7.8	10.0	7.5	6.3	5.7	3.7	6.3	20.3	18.2	17.8	29.5	38.9
2014	11.3	11.1	11.2	11.9	13.4	13.7	13.0	13.3	12.9	12.5	13.4	13.3	13.6	13.9	14.1	14.0	13.7	13.5	13.1	13.5	13.6	13.7	13.7	13.3	13.2	13.1	13.5	12.8	12.6	12.7	13.2	12.7	12.7	13.0	12.8	13.1	12.9	12.8	12.7	13.1	12.9	12.7	13.5	13.6	13.7	13.6	14.2	15.1	14.4	13.7	14.0	14.2	13.9	13.7	13.9	13.7	13.1	13.1	12.6	12.3	12.6	12.0	11.3	12.6	11.8	11.6	11.2	11.6	10.3	9.4	8.0	7.9	7.9	7.5	8.0	10.0	7.7	6.6	6.1	4.5	6.7	18.4	16.5	15.7	22.5	23.4	9.7
2015	11.1	11.0	11.1	11.7	13.2	13.5	12.7	13.0	12.7	12.3	13.1	13.1	13.3	13.6	13.8	13.7	13.5	13.2	12.9	13.2	13.3	13.5	13.4	13.0	12.9	12.9	13.2	12.5	12.3	12.4	12.9	12.4	12.4	12.7	12.4	12.8	12.6	12.5	12.4	12.8	12.5	12.3	13.1	13.1	13.2	13.1	13.7	14.6	13.9	13.2	13.5	13.7	13.4	13.2	13.3	13.1	12.5	12.5	12.0	11.7	12.0	11.4	10.7	11.9	11.1	10.9	10.5	10.8	9.5	8.7	7.3	7.2	7.1	6.7	7.1	8.9	6.7	5.6	5.1	3.5	5.4	15.0	12.8	11.5	15.3	13.6	2.7	-3.8
2016	11.2	11.1	11.2	11.9	13.3	13.6	12.9	13.2	12.9	12.5	13.3	13.2	13.5	13.7	13.9	13.8	13.6	13.4	13.0	13.3	13.4	13.6	13.6	13.1	13.0	13.0	13.3	12.7	12.5	12.6	13.1	12.6	12.6	12.9	12.6	13.0	12.8	12.7	12.6	13.0	12.7	12.5	13.3	13.4	13.5	13.4	13.9	14.8	14.1	13.4	13.8	14.0	13.6	13.5	13.6	13.4	12.9	12.9	12.3	12.1	12.3	11.8	11.2	12.3	11.6	11.4	11.0	11.4	10.2	9.4	8.1	8.1	8.0	7.7	8.1	9.9	8.0	7.0	6.7	5.4	7.3	16.1	14.3	13.5	17.0	16.1	9.4	9.2	24.0
2017	11.3	11.2	11.3	11.9	13.3	13.6	12.9	13.2	12.9	12.5	13.3	13.3	13.5	13.8	14.0	13.9	13.6	13.4	13.1	13.4	13.5	13.7	13.6	13.2	13.1	13.1	13.4	12.7	12.6	12.7	13.2	12.7	12.7	12.9	12.7	13.1	12.9	12.7	12.7	13.0	12.8	12.6	13.4	13.4	13.5	13.4	14.0	14.9	14.2	13.5	13.9	14.0	13.7	13.5	13.7	13.5	13.0	13.0	12.5	12.3	12.5	12.0	11.4	12.5	11.8	11.6	11.3	11.6	10.5	9.7	8.5	8.5	8.5	8.2	8.7	10.3	8.6	7.8	7.5	6.4	8.2	16.1	14.6	14.0	17.0	16.2	11.2	11.7	20.4	16.9
2018	11.0	10.9	10.9	11.6	13.0	13.3	12.6	12.9	12.5	12.2	12.9	12.9	13.1	13.4	13.6	13.4	13.2	13.0	12.7	13.0	13.0	13.2	13.2	12.7	12.7	12.6	12.9	12.3	12.1	12.2	12.7	12.2	12.2	12.4	12.2	12.5	12.3	12.2	12.1	12.5	12.2	12.0	12.8	12.8	12.9	12.8	13.3	14.1	13.4	12.8	13.1	13.2	12.9	12.7	12.8	12.6	12.1	12.1	11.6	11.4	11.5	11.0	10.4	11.4	10.8	10.6	10.1	10.5	9.3	8.5	7.4	7.3	7.2	6.9	7.2	8.7	6.9	6.1	5.7	4.6	6.0	12.8	11.1	10.1	12.1	10.7	5.8	4.8	7.8	0.6	-13.5
2019	11.2	11.0	11.1	11.8	13.1	13.4	12.7	13.0	12.7	12.3	13.1	13.1	13.3	13.6	13.7	13.6	13.4	13.2	12.9	13.2	13.2	13.4	13.4	13.0	12.9	12.8	13.1	12.5	12.3	12.4	12.9	12.4	12.4	12.7	12.5	12.8	12.6	12.5	12.4	12.7	12.5	12.3	13.0	13.1	13.2	13.1	13.6	14.4	13.7	13.1	13.4	13.6	13.3	13.1	13.2	13.0	12.6	12.5	12.0	11.8	12.0	11.5	10.9	12.0	11.3	11.2	10.8	11.1	10.0	9.3	8.2	8.2	8.2	7.9	8.3	9.7	8.2	7.4	7.2	6.2	7.7	14.1	12.7	12.0	14.0	13.0	9.2	9.1	12.6	9.0	5.3	28.1
2020	11.0	10.9	11.0	11.6	12.9	13.2	12.6	12.8	12.5	12.1	12.9	12.9	13.1	13.4	13.5	13.4	13.2	13.0	12.7	12.9	13.0	13.2	13.2	12.7	12.6	12.6	12.9	12.3	12.1	12.2	12.6	12.2	12.2	12.4	12.2	12.5	12.3	12.2	12.1	12.5	12.2	12.0	12.7	12.8	12.8	12.7	13.3	14.0	13.4	12.8	13.1	13.2	12.9	12.7	12.8	12.6	12.1	12.1	11.6	11.4	11.6	11.1	10.5	11.5	10.9	10.7	10.3	10.6	9.5	8.8	7.8	7.7	7.7	7.4	7.7	9.0	7.5	6.8	6.5	5.6	6.9	12.7	11.3	10.5	12.1	11.0	7.5	7.2	9.5	6.1	2.8	12.0	-2.1
2021	11.2	11.0	11.1	11.8	13.1	13.4	12.7	13.0	12.7	12.3	13.1	13.0	13.3	13.5	13.7	13.6	13.4	13.2	12.8	13.1	13.2	13.4	13.3	12.9	12.8	12.8	13.1	12.5	12.3	12.4	12.9	12.4	12.4	12.6	12.4	12.7	12.5	12.4	12.4	12.7	12.5	12.3	13.0	13.0	13.1	13.0	13.5	14.3	13.7	13.1	13.4	13.5	13.2	13.0	13.1	13.0	12.5	12.5	12.0	11.8	12.0	11.6	11.0	11.9	11.4	11.2	10.9	11.2	10.1	9.5	8.5	8.5	8.5	8.3	8.6	9.9	8.5	7.9	7.7	6.9	8.3	13.7	12.6	11.9	13.5	12.7	9.8	9.9	12.3	10.1	8.5	17.0	11.8	27.5
2022	11.0	10.8	10.9	11.6	12.9	13.1	12.5	12.7	12.4	12.1	12.8	12.8	13.0	13.2	13.4	13.3	13.1	12.9	12.6	12.8	12.9	13.1	13.0	12.6	12.5	12.5	12.8	12.2	12.0	12.1	12.5	12.0	12.1	12.3	12.1	12.4	12.2	12.1	12.0	12.3	12.1	11.9	12.6	12.6	12.7	12.6	13.1	13.8	13.2	12.6	12.9	13.0	12.7	12.5	12.6	12.4	12.0	11.9	11.5	11.2	11.4	11.0	10.4	11.3	10.7	10.5	10.2	10.5	9.5	8.8	7.8	7.8	7.8	7.5	7.8	9.0	7.7	7.0	6.8	6.0	7.2	12.1	10.9	10.2	11.5	10.6	7.8	7.6	9.3	7.0	5.2	10.4	5.1	8.8	-7.1
2023	11.0	10.9	11.0	11.6	12.9	13.2	12.5	12.8	12.5	12.1	12.8	12.8	13.0	13.3	13.4	13.3	13.1	12.9	12.6	12.9	12.9	13.1	13.1	12.7	12.6	12.5	12.8	12.2	12.0	12.1	12.6	12.1	12.1	12.3	12.1	12.4	12.2	12.1	12.0	12.4	12.2	12.0	12.6	12.7	12.7	12.6	13.1	13.8	13.2	12.6	12.9	13.0	12.8	12.6	12.7	12.5	12.0	12.0	11.5	11.3	11.5	11.1	10.5	11.4	10.9	10.7	10.3	10.6	9.6	9.1	8.1	8.1	8.1	7.9	8.1	9.3	8.0	7.4	7.2	6.5	7.7	12.3	11.2	10.6	11.8	11.0	8.5	8.4	10.0	8.1	6.7	11.3	7.5	10.9	3.4	15.0

Dimensional US Small Cap Index

1928–2023

	1928	1929	1930	1931	1932	1933	1934	1935	1936	1937	1938	1939	1940	1941	1942	1943	1944	1945	1946	1947	1948	1949	1950	1951	1952	1953	1954	1955	1956	1957	1958	1959	1960	1961	1962	1963	1964	1965	1966	1967	1968	1969	1970	1971	1972	1973	1974	1975	1976	1977	1978	1979	1980	1981	1982	1983	1984	1985	1986	1987	1988	1989	1990	1991	1992	1993	1994	1995	1996	1997	1998	1999	2000	2001	2002	2003	2004	2005	2006	2007	2008	2009	2010	2011	2012	2013	2014	2015	2016	2017	2018	2019	2020	2021	2022	2023
1928	42.8
1929	-2.9	-34.0
1930	-15.6	-35.2	-36.3
1931	-24.6	-39.1	-41.5	-46.3
1932	-22.2	-33.2	-32.9	-31.2	-11.8
1933	-8.1	-15.9	-10.6	0.0	36.5	111.2
1934	-5.1	-11.3	-5.9	3.7	29.2	56.3	15.6
1935	1.0	-3.8	2.4	12.6	35.4	56.2	34.3	56.1
1936	5.8	1.9	8.4	18.4	38.7	55.3	40.2	54.3	52.6
1937	-1.5	-5.5	-1.2	5.2	17.7	24.6	9.2	7.2	-11.2	-48.3
1938	1.6	-1.8	2.7	9.0	20.6	27.0	14.8	14.6	3.3	-15.0	39.8
1939	1.4	-1.7	2.3	7.9	17.7	22.6	12.0	11.3	2.3	-10.5	17.8	-0.8
1940	1.0	-1.8	1.8	6.7	15.1	19.0	9.6	8.7	1.1	-8.8	10.2	-2.2	-3.6
1941	0.1	-2.6	0.6	4.9	12.2	15.2	6.8	5.6	-1.0	-9.3	4.4	-5.2	-7.4	-11.0
1942	1.6	-0.8	2.4	6.5	13.3	16.2	8.7	7.9	2.3	-4.2	8.3	1.6	2.4	5.6	25.3
1943	4.4	2.3	5.5	9.7	16.4	19.4	12.8	12.5	8.0	2.8	15.2	10.8	14.0	20.5	40.2	56.9
1944	6.3	4.4	7.6	11.8	18.2	21.2	15.2	15.1	11.3	7.0	18.7	15.5	19.1	25.6	40.8	49.3	42.1
1945	8.9	7.2	10.5	14.6	21.0	24.0	18.6	18.9	15.7	12.2	23.6	21.5	25.6	32.5	46.3	54.1	52.7	64.0
1946	7.8	6.2	9.2	12.9	18.7	21.2	16.1	16.2	13.1	9.8	19.3	17.0	19.8	24.2	32.8	34.7	28.0	21.5	-9.9
1947	7.4	5.8	8.6	12.1	17.4	19.6	14.8	14.8	11.9	8.8	17.2	14.9	17.0	20.3	26.5	26.8	20.2	13.6	-5.4	-0.7
1948	6.8	5.2	7.8	11.0	15.9	17.9	13.4	13.2	10.4	7.5	14.9	12.7	14.3	16.7	21.4	20.7	14.6	8.5	-5.4	-3.1	-5.4
1949	7.4	5.9	8.4	11.5	16.1	18.0	13.8	13.7	11.2	8.5	15.4	13.4	14.9	17.2	21.3	20.7	15.6	10.9	0.6	4.3	6.9	20.8
1950	8.6	7.2	9.7	12.8	17.3	19.1	15.2	15.2	12.8	10.4	17.1	15.4	16.9	19.2	23.2	22.9	18.7	15.2	7.3	12.1	16.7	29.7	39.2
1951	8.8	7.5	9.9	12.8	17.1	18.8	15.1	15.1	12.9	10.7	16.8	15.2	16.7	18.7	22.2	21.9	18.1	15.0	8.4	12.5	16.0	24.2	25.8	13.8
1952	8.8	7.6	9.9	12.7	16.7	18.4	14.8	14.8	12.7	10.6	16.3	14.8	16.1	17.9	21.0	20.6	17.1	14.3	8.6	12.0	14.7	20.4	20.2	11.7	9.7
1953	8.3	7.2	9.3	11.9	15.7	17.2	13.8	13.8	11.8	9.7	15.0	13.5	14.6	16.2	18.8	18.2	14.9	12.2	7.0	9.7	11.5	15.3	13.9	6.6	3.1	-3.0
1954	9.9	8.8	11.0	13.6	17.3	18.9	15.7	15.7	13.9	12.0	17.2	16.0	17.2	18.8	21.5	21.2	18.3	16.2	11.8	14.9	17.3	21.6	21.8	17.8	19.1	24.2	58.9
1955	10.3	9.2	11.4	13.9	17.5	19.0	15.9	15.9	14.2	12.5	17.5	16.3	17.4	19.0	21.5	21.2	18.6	16.7	12.8	15.6	17.8	21.6	21.7	18.5	19.7	23.2	38.8	21.3
1956	10.2	9.2	11.3	13.7	17.1	18.5	15.6	15.6	13.9	12.3	17.0	15.8	16.9	18.3	20.5	20.2	17.8	15.9	12.3	14.8	16.7	19.8	19.7	16.7	17.3	19.3	27.8	14.6	8.2
1957	9.3	8.3	10.2	12.5	15.7	17.0	14.1	14.1	12.4	10.8	15.1	13.9	14.8	16.0	18.0	17.5	15.1	13.2	9.8	11.8	13.1	15.4	14.7	11.6	11.2	11.5	15.5	3.8	-4.0	-14.8
1958	10.7	9.7	11.7	13.9	17.1	18.4	15.7	15.7	14.2	12.7	17.0	15.9	16.9	18.2	20.1	19.8	17.7	16.1	13.1	15.2	16.8	19.3	19.1	16.8	17.3	18.6	23.5	15.9	14.2	17.2	61.3
1959	10.9	10.0	11.9	14.1	17.2	18.4	15.8	15.9	14.4	13.0	17.1	16.1	17.0	18.2	20.1	19.8	17.8	16.3	13.5	15.5	17.0	19.3	19.1	17.1	17.5	18.7	22.8	16.6	15.4	17.9	38.7	19.3
1960	10.5	9.6	11.4	13.5	16.5	17.6	15.1	15.1	13.7	12.3	16.1	15.2	16.0	17.1	18.8	18.4	16.5	15.0	12.3	14.1	15.4	17.3	17.0	14.9	15.1	15.8	18.7	13.1	11.5	12.4	23.2	7.7	-2.7
1961	11.0	10.2	11.9	14.0	16.9	18.0	15.6	15.6	14.3	12.9	16.7	15.8	16.6	17.6	19.3	19.0	17.2	15.9	13.4	15.1	16.3	18.2	18.0	16.2	16.5	17.3	20.1	15.4	14.4	15.7	24.8	14.6	12.4	29.8
1962	10.1	9.3	11.0	12.9	15.7	16.7	14.3	14.3	13.0	11.7	15.2	14.3	15.0	15.9	17.3	17.0	15.2	13.8	11.4	12.9	13.9	15.4	15.0	13.2	13.1	13.5	15.4	10.9	9.5	9.7	15.4	6.2	2.1	4.6	-15.7
1963	10.3	9.5	11.1	13.0	15.7	16.7	14.4	14.4	13.1	11.9	15.2	14.4	15.0	15.9	17.3	17.0	15.3	14.0	11.7	13.1	14.1	15.5	15.1	13.4	13.4	13.8	15.6	11.6	10.4	10.7	15.7	8.2	5.6	8.6	-0.7	17.0
1964	10.5	9.7	11.3	13.2	15.8	16.7	14.5	14.5	13.3	12.1	15.3	14.5	15.1	16.0	17.3	17.0	15.4	14.2	12.0	13.4	14.3	15.6	15.3	13.7	13.7	14.1	15.8	12.2	11.2	11.6	16.0	9.8	7.9	10.8	5.1	17.3	17.6
1965	11.1	10.4	12.0	13.8	16.3	17.3	15.2	15.2	14.0	12.9	16.1	15.3	15.9	16.8	18.1	17.8	16.3	15.2	13.2	14.5	15.4	16.8	16.6	15.2	15.3	15.7	17.4	14.3	13.6	14.2	18.4	13.3	12.4	15.7	12.4	23.6	27.1	37.4
1966	10.6	9.9	11.4	13.2	15.6	16.5	14.4	14.4	13.2	12.1	15.2	14.4	15.0	15.8	17.0	16.6	15.1	14.1	12.1	13.3	14.1	15.3	15.0	13.6	13.6	13.9	15.3	12.3	11.5	11.8	15.3	10.5	9.3	11.5	8.1	15.1	14.4	12.9	-7.3
1967	12.0	11.3	12.8	14.6	17.0	17.9	15.9	16.0	14.9	13.8	16.9	16.2	16.8	17.6	18.9	18.7	17.3	16.3	14.5	15.8	16.7	18.0	17.9	16.7	16.9	17.4	19.0	16.4	16.0	16.7	20.5	16.6	16.3	19.3	17.6	25.7	28.0	31.7	28.9	79.1
1968	12.6	11.9	13.4	15.2	17.6	18.5	16.6	16.6	15.6	14.6	17.6	16.9	17.5	18.4	19.6	19.4	18.1	17.2	15.5	16.8	17.7	19.0	18.9	17.9	18.1	18.7	20.3	17.9	17.7	18.5	22.1	18.8	18.7	21.7	20.6	28.0	30.3	33.7	32.5	58.3	40.0
1969	11.4	10.7	12.2	13.8	16.1	17.0	15.1	15.0	14.0	13.0	15.8	15.1	15.7	16.4	17.5	17.2	15.9	15.0	13.3	14.4	15.2	16.3	16.0	14.9	15.0	15.3	16.6	14.2	13.7	14.1	17.0	13.6	13.0	14.9	13.2	18.1	18.2	18.4	14.0	22.2	0.9	-27.3
1970	10.8	10.1	11.5	13.0	15.2	16.0	14.2	14.1	13.1	12.1	14.8	14.1	14.6	15.3	16.3	16.0	14.7	13.7	12.1	13.1	13.8	14.7	14.4	13.3	13.3	13.5	14.6	12.2	11.7	11.9	14.3	11.0	10.3	11.7	9.9	13.6	13.1	12.3	7.9	12.1	-4.2	-20.7	-13.5
1971	11.0	10.3	11.7	13.2	15.3	16.1	14.3	14.3	13.3	12.3	14.9	14.3	14.8	15.4	16.4	16.1	14.9	14.0	12.4	13.4	14.0	15.0	14.7	13.6	13.6	13.8	14.9	12.7	12.2	12.4	14.7	11.7	11.1	12.5	10.9	14.3	14.0	13.4	9.9	13.7	1.5	-8.9	2.0	20.3
1972	10.8	10.2	11.5	13.0	15.1	15.8	14.1	14.0	13.1	12.1	14.6	14.0	14.4	15.0	16.0	15.7	14.5	13.6	12.1	13.0	13.6	14.5	14.2	13.2	13.2	13.4	14.3	12.2	11.7	11.9	14.0	11.2	10.6	11.8	10.2	13.2	12.8	12.3	9.1	12.0	2.0	-5.7	2.8	12.0	4.3
1973	9.5	8.8	10.1	11.5	13.4	14.1	12.4	12.3	11.3	10.4	12.7	12.1	12.5	13.0	13.8	13.5	12.3	11.3	9.8	10.6	11.1	11.8	11.4	10.4	10.2	10.2	11.0	8.9	8.2	8.2	9.9	7.1	6.3	7.0	5.3	7.4	6.5	5.3	1.9	3.3	-5.8	-13.0	-9.0	-7.4	-18.8	-36.7
1974	8.5	7.9	9.1	10.4	12.3	12.9	11.2	11.1	10.1	9.2	11.4	10.7	11.1	11.5	12.3	11.9	10.7	9.8	8.3	9.0	9.4	10.0	9.6	8.5	8.3	8.2	8.8	6.7	6.0	5.9	7.2	4.5	3.6	4.1	2.3	4.0	2.9	1.5	-1.8	-1.1	-9.2	-15.5	-12.9	-12.7	-21.6	-32.0	-27.0
1975	9.3	8.7	9.9	11.2	13.1	13.8	12.1	12.0	11.1	10.2	12.4	11.7	12.1	12.6	13.4	13.0	11.9	11.0	9.6	10.3	10.7	11.4	11.0	10.0	9.9	9.9	10.5	8.6	8.0	8.0	9.4	7.0	6.2	6.9	5.4	7.2	6.4	5.5	2.7	3.9	-2.9	-7.9	-4.2	-2.2	-7.1	-10.6	6.2	54.4
1976	10.0	9.4	10.6	11.9	13.8	14.4	12.8	12.7	11.9	11.0	13.2	12.6	12.9	13.4	14.2	13.9	12.8	12.0	10.6	11.4	11.8	12.5	12.2	11.3	11.2	11.3	11.9	10.2	9.7	9.7	11.2	8.9	8.3	9.1	7.8	9.7	9.2	8.5	6.2	7.7	1.7	-2.2	2.0	4.8	2.0	1.4	18.6	51.2	48.0
1977	10.3	9.7	10.8	12.2	14.0	14.6	13.0	13.0	12.1	11.3	13.4	12.8	13.2	13.7	14.5	14.2	13.1	12.3	11.0	11.8	12.2	12.9	12.6	11.7	11.6	11.7	12.4	10.7	10.2	10.3	11.7	9.6	9.1	9.8	8.7	10.5	10.1	9.5	7.5	8.9	3.7	0.3	4.4	7.2	5.2	5.3	19.7	41.1	34.8	22.8
1978	10.5	9.9	11.1	12.4	14.1	14.8	13.2	13.2	12.3	11.5	13.6	13.0	13.4	13.9	14.7	14.4	13.4	12.6	11.3	12.1	12.5	13.2	12.9	12.1	12.0	12.1	12.7	11.1	10.7	10.8	12.2	10.2	9.7	10.5	9.4	11.2	10.9	10.4	8.6	10.0	5.2	2.3	6.2	9.0	7.4	8.0	20.2	36.1	30.5	22.5	22.2
1979	11.0	10.4	11.6	12.8	14.6	15.2	13.7	13.7	12.9	12.1	14.2	13.6	14.0	14.5	15.2	15.0	14.0	13.3	12.1	12.8	13.2	13.9	13.7	12.9	12.9	13.0	13.6	12.1	11.8	11.9	13.3	11.4	11.0	11.8	10.9	12.7	12.4	12.1	10.5	12.0	7.7	5.1	9.1	11.9	10.9	11.9	23.1	36.6	32.5	27.7	30.2	38.8
1980	11.4	10.9	12.0	13.3	15.0	15.7	14.2	14.2	13.4	12.6	14.7	14.1	14.5	15.0	15.8	15.5	14.6	13.9	12.7	13.4	13.9	14.6	14.4	13.6	13.6	13.8	14.4	13.0	12.7	12.9	14.3	12.5	12.2	13.0	12.1	13.9	13.8	13.5	12.1	13.6	9.7	7.5	11.4	14.2	13.6	14.8	25.0	36.7	33.5	30.0	32.5	38.0	37.2
1981	11.3	10.8	11.9	13.1	14.8	15.4	14.0	14.0	13.2	12.4	14.4	13.9	14.3	14.8	15.5	15.3	14.3	13.7	12.5	13.2	13.7	14.3	14.1	13.4	13.3	13.5	14.1	12.7	12.4	12.6	13.9	12.2	11.9	12.6	11.8	13.5	13.3	13.1	11.7	13.1	9.4	7.4	10.9	13.4	12.8	13.8	22.4	31.8	28.4	24.8	25.2	26.3	20.4	5.7
1982	11.6	11.1	12.2	13.4	15.1	15.7	14.3	14.3	13.5	12.8	14.8	14.3	14.6	15.1	15.8	15.6	14.7	14.1	13.0	13.7	14.1	14.7	14.6	13.9	13.9	14.0	14.6	13.3	13.0	13.2	14.5	12.9	12.6	13.4	12.6	14.3	14.2	14.0	12.7	14.1	10.7	8.9	12.3	14.8	14.3	15.3	23.3	31.7	28.7	25.7	26.3	27.3	23.7	17.5	30.6
1983	12.1	11.6	12.7	13.9	15.5	16.1	14.8	14.7	14.0	13.3	15.3	14.8	15.1	15.6	16.3	16.1	15.3	14.6	13.6	14.3	14.7	15.4	15.2	14.6	14.6	14.7	15.4	14.1	13.9	14.1	15.4	13.8	13.6	14.4	13.7	15.4	15.3	15.2	14.0	15.4	12.3	10.7	14.0	16.5	16.2	17.3	24.8	32.4	29.9	27.5	28.3	29.6	27.3	24.2	34.6	38.8
1984	11.8	11.3	12.3	13.5	15.1	15.7	14.4	14.4	13.6	12.9	14.8	14.3	14.7	15.1	15.8	15.6	14.8	14.2	13.1	13.8	14.2	14.8	14.6	14.0	14.0	14.1	14.7	13.5	13.2	13.4	14.6	13.1	12.9	13.6	12.9	14.4	14.3	14.1	13.0	14.3	11.3	9.7	12.8	14.9	14.5	15.4	21.9	28.3	25.7	23.1	23.2	23.4	20.5	16.6	20.5	15.7	-3.5
1985	12.1	11.6	12.7	13.9	15.4	16.0	14.7	14.7	14.0	13.3	15.2	14.7	15.1	15.5	16.2	16.0	15.2	14.6	13.6	14.2	14.7	15.2	15.1	14.5	14.5	14.6	15.2	14.1	13.8	14.0	15.2	13.8	13.6	14.3	13.7	15.2	15.1	15.0	13.9	15.2	12.4	11.0	13.9	16.0	15.7	16.7	22.8	28.7	26.4	24.2	24.4	24.7	22.5	19.7	23.5	21.2	13.2	32.8
1986	12.0	11.6	12.6	13.8	15.3	15.9	14.6	14.6	13.9	13.2	15.0	14.6	14.9	15.4	16.0	15.8	15.0	14.4	13.4	14.1	14.5	15.1	14.9	14.3	14.3	14.5	15.0	13.9	13.6	13.8	15.0	13.6	13.4	14.1	13.5	14.9	14.8	14.7	13.7	14.8	12.2	10.8	13.6	15.6	15.2	16.1	21.6	26.9	24.6	22.5	22.5	22.5	20.4	17.8	20.3	17.9	11.6	20.1	8.5
1987	11.7	11.2	12.2	13.3	14.8	15.4	14.1	14.1	13.4	12.7	14.5	14.0	14.4	14.8	15.4	15.2	14.4	13.8	12.8	13.5	13.8	14.4	14.2	13.6	13.6	13.7	14.3	13.1	12.9	13.0	14.1	12.7	12.5	13.1	12.5	13.8	13.7	13.5	12.6	13.6	11.0	9.7	12.2	14.0	13.6	14.2	19.1	23.7	21.5	19.3	18.9	18.6	16.3	13.5	14.9	12.0	6.2	9.6	-0.5	-8.7
1988	11.9	11.4	12.4	13.5	15.0	15.6	14.3	14.3	13.6	13.0	14.7	14.3	14.6	15.0	15.6	15.4	14.7	14.1	13.1	13.8	14.1	14.7	14.5	13.9	13.9	14.0	14.6	13.5	13.3	13.4	14.5	13.2	13.0	13.6	13.0	14.3	14.2	14.0	13.1	14.1	11.7	10.5	12.9	14.6	14.3	14.9	19.6	23.9	21.8	19.8	19.6	19.3	17.3	15.0	16.4	14.2	9.9	13.5	7.7	7.3	26.0
1989	11.9	11.5	12.4	13.5	15.0	15.5	14.3	14.3	13.6	13.0	14.7	14.3	14.6	15.0	15.6	15.4	14.6	14.1	13.2	13.8	14.1	14.6	14.5	13.9	13.9	14.0	14.6	13.5	13.3	13.4	14.4	13.2	13.0	13.6	13.0	14.3	14.2	14.0	13.1	14.1	11.8	10.6	13.0	14.6	14.3	14.9	19.2	23.2	21.2	19.4	19.1	18.8	17.0	14.9	16.1	14.2	10.5	13.6	9.2	9.5	19.9	14.0
1990	11.3	10.9	11.8	12.9	14.3	14.8	13.6	13.6	12.9	12.3	13.9	13.5	13.8	14.2	14.7	14.5	13.8	13.2	12.3	12.8	13.2	13.7	13.5	12.9	12.9	13.0	13.4	12.4	12.1	12.3	13.2	12.0	11.7	12.2	11.7	12.8	12.7	12.5	11.6	12.4	10.2	9.0	11.1	12.5	12.1	12.6	16.5	19.9	17.9	16.0	15.5	14.9	13.0	10.8	11.4	9.2	5.5	7.1	2.6	1.2	4.7	-4.6	-20.2
1991	11.8	11.4	12.3	13.4	14.8	15.3	14.1	14.1	13.4	12.8	14.5	14.0	14.3	14.7	15.3	15.1	14.4	13.8	12.9	13.5	13.8	14.3	14.2	13.6	13.6	13.7	14.2	13.2	13.0	13.1	14.1	12.9	12.7	13.2	12.7	13.8	13.7	13.6	12.8	13.6	11.5	10.4	12.5	13.9	13.6	14.2	18.0	21.3	19.5	17.8	17.5	17.1	15.5	13.7	14.5	12.8	10.0	12.0	8.9	9.0	13.9	10.1	8.2	46.6
1992	12.0	11.5	12.5	13.5	14.9	15.4	14.3	14.2	13.6	13.0	14.6	14.2	14.5	14.9	15.5	15.3	14.6	14.0	13.2	13.7	14.1	14.6	14.4	13.9	13.9	14.0	14.5	13.5	13.3	13.4	14.3	13.2	13.0	13.5	13.1	14.2	14.1	13.9	13.2	14.0	12.0	10.9	13.0	14.4	14.1	14.6	18.3	21.5	19.8	18.2	17.9	17.6	16.1	14.5	15.3	13.9	11.4	13.5	10.9	11.3	15.9	13.4	13.2	34.9	24.1
1993	12.1	11.7	12.6	13.6	15.0	15.5	14.4	14.3	13.7	13.1	14.7	14.3	14.6	15.0	15.6	15.4	14.7	14.2	13.3	13.9	14.2	14.7	14.5	14.0	14.0	14.1	14.6	13.7	13.5	13.6	14.5	13.4	13.2	13.8	13.3	14.4	14.3	14.2	13.4	14.3	12.3	11.3	13.3	14.7	14.4	14.9	18.4	21.4	19.8	18.3	18.1	17.8	16.4	15.0	15.8	14.5	12.3	14.2	12.1	12.6	16.6	14.9	15.1	30.0	22.4	20.7
1994	11.9	11.5	12.4	13.4	14.8	15.2	14.1	14.1	13.5	12.9	14.5	14.0	14.3	14.7	15.2	15.1	14.4	13.9	13.0	13.6	13.9	14.3	14.2	13.7	13.7	13.8	14.2	13.3	13.1	13.2	14.1	13.0	12.8	13.3	12.9	13.9	13.8	13.7	12.9	13.7	11.8	10.9	12.7	14.0	13.7	14.2	17.4	20.3	18.7	17.2	16.9	16.6	15.2	13.8	14.5	13.2	11.1	12.7	10.7	10.9	14.1	12.2	11.8	21.7	14.4	9.8	-0.2
1995	12.2	11.8	12.7	13.7	15.0	15.5	14.4	14.3	13.7	13.2	14.7	14.3	14.6	15.0	15.5	15.3	14.7	14.2	13.4	13.9	14.2	14.7	14.5	14.1	14.1	14.2	14.6	13.7	13.5	13.7	14.5	13.5	13.3	13.8	13.4	14.4	14.3	14.2	13.5	14.3	12.5	11.6	13.4	14.6	14.4	14.9	18.0	20.8	19.3	17.9	17.7	17.4	16.2	14.9	15.6	14.5	12.7	14.3	12.6	13.1	16.1	14.8	14.9	23.6	18.4	16.6	14.5	31.4
1996	12.3	11.9	12.8	13.8	15.1	15.6	14.5	14.5	13.9	13.3	14.8	14.5	14.7	15.1	15.6	15.5	14.8	14.3	13.5	14.1	14.4	14.8	14.7	14.2	14.2	14.3	14.8	13.9	13.7	13.9	14.7	13.7	13.5	14.0	13.6	14.6	14.5	14.4	13.8	14.5	12.8	11.9	13.7	14.9	14.7	15.2	18.2	20.8	19.4	18.2	17.9	17.7	16.5	15.4	16.0	15.1	13.4	14.9	13.4	13.9	16.8	15.7	15.9	23.3	19.1	17.9	17.0	26.7	22.2
1997	12.5	12.2	13.0	14.0	15.3	15.8	14.7	14.7	14.1	13.6	15.1	14.7	15.0	15.3	15.9	15.7	15.1	14.6	13.8	14.3	14.7	15.1	15.0	14.5	14.5	14.7	15.1	14.2	14.1	14.2	15.1	14.1	13.9	14.4	14.0	15.0	14.9	14.9	14.2	15.0	13.3	12.5	14.3	15.4	15.3	15.7	18.7	21.2	19.9	18.7	18.5	18.3	17.2	16.1	16.8	16.0	14.5	16.0	14.7	15.3	18.0	17.1	17.5	24.2	20.8	20.2	20.0	27.6	25.8	29.5
1998	12.3	11.9	12.8	13.7	15.0	15.5	14.4	14.4	13.8	13.3	14.8	14.4	14.7	15.0	15.5	15.4	14.7	14.3	13.5	14.0	14.3	14.7	14.6	14.2	14.2	14.3	14.7	13.8	13.7	13.8	14.6	13.6	13.5	13.9	13.5	14.5	14.4	14.3	13.7	14.4	12.8	12.0	13.6	14.8	14.6	15.0	17.7	20.1	18.8	17.6	17.4	17.1	16.1	15.0	15.6	14.7	13.3	14.6	13.3	13.7	16.0	15.0	15.1	20.5	17.2	16.1	15.2	19.4	15.6	12.5	-2.3
1999	12.5	12.1	12.9	13.9	15.1	15.6	14.5	14.5	14.0	13.4	14.9	14.5	14.8	15.1	15.7	15.5	14.9	14.4	13.7	14.2	14.5	14.9	14.8	14.3	14.3	14.4	14.9	14.0	13.9	14.0	14.8	13.8	13.7	14.2	13.8	14.7	14.6	14.6	13.9	14.7	13.1	12.3	13.9	15.0	14.8	15.3	17.9	20.2	19.0	17.9	17.6	17.4	16.4	15.4	16.0	15.2	13.9	15.1	14.0	14.4	16.5	15.7	15.9	20.8	17.9	17.1	16.5	20.1	17.4	15.9	9.6	22.9
2000	12.3	12.0	12.8	13.7	15.0	15.4	14.4	14.4	13.8	13.3	14.7	14.4	14.6	15.0	15.5	15.3	14.7	14.2	13.5	14.0	14.3	14.7	14.6	14.1	14.1	14.2	14.6	13.8	13.7	13.8	14.5	13.6	13.5	13.9	13.5	14.4	14.4	14.3	13.7	14.4	12.8	12.1	13.6	14.7	14.5	14.9	17.4	19.6	18.4	17.3	17.0	16.8	15.9	14.9	15.4	14.6	13.3	14.4	13.3	13.7	15.6	14.8	14.8	19.1	16.4	15.4	14.7	17.4	14.8	13.0	8.0	13.5	4.7
2001	12.4	12.0	12.8	13.8	15.0	15.4	14.4	14.4	13.8	13.3	14.7	14.4	14.6	15.0	15.4	15.3	14.7	14.2	13.5	14.0	14.3	14.7	14.6	14.1	14.1	14.2	14.6	13.8	13.7	13.8	14.6	13.6	13.5	13.9	13.6	14.4	14.4	14.3	13.7	14.4	12.9	12.1	13.7	14.7	14.5	14.9	17.3	19.4	18.2	17.2	16.9	16.7	15.8	14.9	15.3	14.6	13.4	14.5	13.4	13.7	15.5	14.8	14.8	18.7	16.2	15.4	14.7	17.0	14.8	13.3	9.6	13.9	9.6	14.7
2002	12.0	11.6	12.4	13.3	14.5	15.0	13.9	13.9	13.4	12.9	14.2	13.9	14.1	14.4	14.9	14.7	14.1	13.7	13.0	13.4	13.7	14.1	14.0	13.5	13.5	13.6	14.0	13.2	13.0	13.1	13.9	13.0	12.8	13.2	12.8	13.7	13.6	13.5	12.9	13.5	12.0	11.3	12.7	13.7	13.5	13.8	16.1	18.1	16.9	15.8	15.6	15.3	14.4	13.4	13.8	13.0	11.8	12.7	11.7	11.8	13.4	12.5	12.4	15.7	13.2	12.2	11.2	12.8	10.3	8.5	4.7	6.5	1.5	-0.1	-13.0
2003	12.5	12.1	12.9	13.8	15.0	15.4	14.5	14.4	13.9	13.4	14.8	14.4	14.7	15.0	15.5	15.3	14.7	14.3	13.6	14.1	14.4	14.8	14.6	14.2	14.2	14.3	14.7	13.9	13.8	13.9	14.6	13.8	13.6	14.1	13.7	14.5	14.5	14.4	13.8	14.5	13.1	12.4	13.8	14.8	14.6	15.0	17.3	19.2	18.1	17.1	16.9	16.7	15.9	15.0	15.4	14.8	13.7	14.7	13.7	14.0	15.6	15.0	15.1	18.3	16.2	15.5	15.0	16.9	15.2	14.2	11.8	14.9	13.0	15.8	16.4	55.7
2004	12.6	12.3	13.1	13.9	15.1	15.5	14.6	14.5	14.0	13.5	14.9	14.5	14.8	15.1	15.6	15.4	14.9	14.4	13.8	14.2	14.5	14.9	14.8	14.4	14.4	14.5	14.8	14.1	14.0	14.1	14.8	13.9	13.8	14.2	13.9	14.7	14.7	14.6	14.1	14.7	13.3	12.6	14.1	15.0	14.8	15.2	17.4	19.3	18.2	17.3	17.1	16.9	16.1	15.3	15.7	15.1	14.1	15.0	14.2	14.5	16.0	15.4	15.5	18.6	16.7	16.1	15.7	17.4	15.9	15.2	13.3	16.1	14.8	17.4	18.3	38.0	22.3
2005	12.5	12.2	13.0	13.8	15.0	15.4	14.5	14.4	13.9	13.5	14.8	14.4	14.7	15.0	15.5	15.3	14.7	14.3	13.6	14.1	14.4	14.7	14.6	14.2	14.2	14.3	14.7	14.0	13.8	13.9	14.6	13.8	13.7	14.1	13.7	14.5	14.5	14.4	13.9	14.5	13.1	12.5	13.9	14.8	14.6	14.9	17.1	18.9	17.9	16.9	16.7	16.5	15.8	15.0	15.4	14.8	13.8	14.7	13.8	14.1	15.5	14.9	15.0	17.8	16.0	15.4	15.0	16.5	15.1	14.3	12.5	14.8	13.5	15.4	15.5	26.9	14.6	7.4
2006	12.6	12.3	13.1	13.9	15.1	15.5	14.5	14.5	14.0	13.5	14.8	14.5	14.8	15.1	15.5	15.4	14.8	14.4	13.7	14.2	14.4	14.8	14.7	14.3	14.3	14.4	14.8	14.1	13.9	14.0	14.7	13.9	13.8	14.2	13.9	14.6	14.6	14.5	14.0	14.6	13.3	12.7	14.0	14.9	14.7	15.1	17.2	18.9	17.9	17.0	16.8	16.6	15.9	15.1	15.5	14.9	14.0	14.9	14.1	14.4	15.7	15.2	15.3	17.9	16.2	15.7	15.3	16.7	15.4	14.8	13.3	15.4	14.3	16.0	16.3	25.0	16.2	13.2	19.4
2007	12.4	12.0	12.8	13.6	14.8	15.2	14.2	14.2	13.7	13.3	14.5	14.2	14.4	14.7	15.2	15.0	14.5	14.1	13.4	13.8	14.1	14.5	14.3	14.0	14.0	14.0	14.4	13.7	13.5	13.6	14.3	13.5	13.4	13.7	13.4	14.2	14.1	14.0	13.5	14.1	12.8	12.2	13.5	14.3	14.1	14.4	16.4	18.1	17.1	16.2	16.0	15.8	15.1	14.3	14.7	14.1	13.1	13.9	13.1	13.4	14.6	14.0	14.0	16.4	14.8	14.2	13.7	14.9	13.6	12.8	11.3	12.9	11.7	12.7	12.4	18.3	10.5	6.8	6.5	-5.1
2008	11.6	11.3	12.0	12.8	13.9	14.3	13.3	13.3	12.8	12.4	13.6	13.2	13.5	13.7	14.2	14.0	13.4	13.0	12.4	12.8	13.0	13.3	13.2	12.8	12.8	12.9	13.2	12.5	12.3	12.4	13.0	12.2	12.0	12.4	12.0	12.7	12.6	12.5	12.0	12.5	11.2	10.6	11.8	12.6	12.4	12.6	14.5	16.0	15.0	14.1	13.8	13.5	12.7	12.0	12.2	11.5	10.6	11.2	10.3	10.4	11.4	10.7	10.6	12.6	10.9	10.1	9.4	10.1	8.6	7.6	5.8	6.6	5.0	5.0	3.7	6.7	-1.0	-6.2	-10.3	-22.2	-36.3
2009	11.9	11.6	12.3	13.1	14.2	14.6	13.7	13.6	13.1	12.7	13.9	13.6	13.8	14.1	14.5	14.3	13.8	13.4	12.7	13.1	13.4	13.7	13.6	13.2	13.2	13.3	13.6	12.9	12.7	12.8	13.4	12.7	12.5	12.9	12.5	13.2	13.2	13.1	12.6	13.1	11.8	11.2	12.4	13.2	13.0	13.2	15.1	16.6	15.6	14.8	14.5	14.3	13.5	12.8	13.1	12.5	11.5	12.2	11.4	11.5	12.6	12.0	11.9	13.9	12.3	11.6	11.1	11.9	10.6	9.7	8.2	9.2	7.9	8.3	7.5	10.8	4.7	1.5	0.1	-5.6	-5.9	39.1
2010	12.1	11.8	12.5	13.3	14.4	14.8	13.8	13.8	13.3	12.9	14.1	13.8	14.0	14.3	14.7	14.5	14.0	13.6	13.0	13.4	13.6	14.0	13.9	13.5	13.5	13.5	13.9	13.2	13.0	13.1	13.7	13.0	12.8	13.2	12.9	13.6	13.5	13.4	12.9	13.4	12.2	11.6	12.8	13.6	13.4	13.6	15.4	16.9	16.0	15.2	14.9	14.7	14.0	13.3	13.6	13.0	12.2	12.8	12.1	12.2	13.3	12.7	12.6	14.6	13.1	12.5	12.1	12.9	11.8	11.0	9.7	10.8	9.8	10.3	9.8	13.0	8.0	5.8	5.4	2.2	4.8	34.3	29.7
2011	11.9	11.6	12.3	13.1	14.1	14.5	13.6	13.6	13.1	12.6	13.8	13.5	13.7	14.0	14.4	14.2	13.7	13.3	12.7	13.1	13.3	13.7	13.5	13.2	13.2	13.2	13.5	12.8	12.7	12.8	13.4	12.6	12.5	12.8	12.5	13.2	13.1	13.0	12.5	13.0	11.8	11.2	12.4	13.1	12.9	13.1	14.9	16.3	15.4	14.6	14.3	14.1	13.4	12.7	13.0	12.4	11.5	12.1	11.4	11.5	12.5	11.9	11.8	13.6	12.2	11.6	11.1	11.8	10.7	10.0	8.7	9.6	8.5	8.9	8.3	11.0	6.4	4.3	3.8	0.9	2.4	20.0	11.5	-4.2
2012	12.0	11.6	12.3	13.1	14.2	14.5	13.7	13.6	13.2	12.7	13.9	13.6	13.8	14.1	14.5	14.3	13.8	13.4	12.8	13.2	13.4	13.7	13.6	13.2	13.2	13.3	13.6	12.9	12.8	12.9	13.5	12.7	12.6	12.9	12.6	13.3	13.2	13.1	12.6	13.1	12.0	11.4	12.5	13.2	13.0	13.3	15.0	16.4	15.5	14.7	14.5	14.2	13.6	12.9	13.1	12.6	11.8	12.4	11.7	11.8	12.7	12.2	12.1	13.8	12.5	11.9	11.5	12.2	11.1	10.5	9.3	10.2	9.3	9.7	9.2	11.7	7.7	6.0	5.8	3.6	5.5	19.6	13.8	6.6	18.5
2013	12.3	12.0	12.7	13.5	14.5	14.9	14.0	14.0	13.5	13.1	14.3	14.0	14.2	14.4	14.8	14.7	14.2	13.8	13.2	13.6	13.8	14.1	14.0	13.7	13.7	13.8	14.1	13.4	13.3	13.4	14.0	13.2	13.1	13.5	13.2	13.8	13.8	13.7	13.2	13.7	12.6	12.0	13.2	13.9	13.7	14.0	15.6	17.0	16.2	15.4	15.2	15.0	14.4	13.7	14.0	13.5	12.7	13.4	12.7	12.9	13.8	13.3	13.3	15.0	13.8	13.3	13.0	13.7	12.8	12.2	11.3	12.2	11.5	12.0	11.8	14.4	10.9	9.7	10.0	8.7	11.2	24.3	20.9	18.0	31.0	44.8
2014	12.2	11.9	12.6	13.4	14.4	14.7	13.9	13.9	13.4	13.0	14.1	13.8	14.0	14.3	14.7	14.5	14.0	13.7	13.1	13.5	13.7	14.0	13.9	13.5	13.5	13.6	13.9	13.3	13.1	13.2	13.8	13.1	13.0	13.3	13.0	13.6	13.6	13.5	13.0	13.5	12.4	11.9	12.9	13.6	13.5	13.7	15.3	16.7	15.8	15.1	14.9	14.7	14.1	13.5	13.7	13.2	12.5	13.0	12.4	12.6	13.4	13.0	12.9	14.6	13.4	12.9	12.5	13.2	12.3	11.8	10.8	11.7	11.0	11.5	11.2	13.5	10.3	9.2	9.3	8.2	10.2	20.7	17.4	14.4	21.4	22.9	4.3
2015	12.0	11.7	12.4	13.1	14.1	14.5	13.6	13.6	13.1	12.7	13.9	13.5	13.7	14.0	14.4	14.2	13.7	13.4	12.8	13.2	13.4	13.7	13.6	13.2	13.2	13.3	13.6	12.9	12.8	12.9	13.4	12.7	12.6	12.9	12.6	13.2	13.2	13.1	12.6	13.1	12.0	11.5	12.5	13.2	13.0	13.2	14.8	16.1	15.3	14.5	14.3	14.1	13.5	12.9	13.1	12.6	11.9	12.4	11.8	11.9	12.7	12.2	12.2	13.7	12.5	12.0	11.6	12.2	11.4	10.8	9.9	10.6	9.9	10.2	9.9	11.9	8.9	7.7	7.8	6.6	8.1	16.6	13.2	10.2	14.1	12.7	-0.6	-5.4
2016	12.1	11.8	12.5	13.3	14.3	14.6	13.8	13.8	13.3	12.9	14.0	13.7	13.9	14.2	14.5	14.4	13.9	13.6	13.0	13.3	13.6	13.9	13.8	13.4	13.4	13.5	13.7	13.1	13.0	13.1	13.6	12.9	12.8	13.1	12.9	13.5	13.4	13.3	12.9	13.3	12.3	11.8	12.8	13.5	13.3	13.5	15.1	16.3	15.5	14.8	14.6	14.4	13.8	13.2	13.5	13.0	12.3	12.8	12.2	12.4	13.2	12.7	12.7	14.2	13.0	12.6	12.3	12.9	12.1	11.6	10.7	11.5	10.8	11.2	11.0	12.9	10.2	9.2	9.4	8.4	10.0	17.8	15.1	12.8	16.5	16.0	7.8	9.5	26.8
2017	12.2	11.9	12.5	13.3	14.2	14.6	13.8	13.7	13.3	12.9	14.0	13.7	13.9	14.1	14.5	14.4	13.9	13.6	13.0	13.3	13.6	13.9	13.8	13.4	13.4	13.5	13.7	13.1	13.0	13.1	13.6	13.0	12.8	13.1	12.9	13.5	13.4	13.3	12.9	13.3	12.3	11.8	12.8	13.5	13.3	13.5	15.0	16.3	15.5	14.8	14.6	14.4	13.8	13.2	13.5	13.0	12.3	12.8	12.3	12.4	13.2	12.7	12.7	14.1	13.1	12.6	12.3	12.9	12.1	11.6	10.8	11.6	11.0	11.3	11.1	13.0	10.4	9.5	9.7	8.9	10.4	17.3	14.8	12.9	16.0	15.5	9.1	10.8	19.8	13.3
2018	11.8	11.5	12.2	12.9	13.9	14.2	13.4	13.4	13.0	12.5	13.6	13.3	13.5	13.8	14.1	14.0	13.5	13.2	12.6	12.9	13.1	13.4	13.3	13.0	13.0	13.0	13.3	12.7	12.6	12.6	13.1	12.5	12.4	12.6	12.4	12.9	12.9	12.8	12.4	12.8	11.8	11.3	12.2	12.8	12.7	12.9	14.3	15.5	14.7	14.0	13.8	13.6	13.0	12.5	12.7	12.2	11.5	12.0	11.4	11.5	12.2	11.8	11.7	13.1	12.0	11.5	11.2	11.7	10.9	10.4	9.6	10.2	9.6	9.9	9.6	11.2	8.7	7.8	7.8	6.9	8.0	13.9	11.4	9.3	11.4	10.2	4.4	4.4	7.9	-0.5	-12.6
2019	12.0	11.7	12.3	13.0	14.0	14.3	13.5	13.5	13.1	12.7	13.7	13.5	13.6	13.9	14.2	14.1	13.6	13.3	12.7	13.1	13.3	13.6	13.5	13.1	13.1	13.2	13.4	12.8	12.7	12.8	13.3	12.6	12.5	12.8	12.5	13.1	13.0	13.0	12.6	13.0	12.0	11.5	12.4	13.0	12.9	13.1	14.5	15.7	14.9	14.2	14.0	13.9	13.3	12.7	12.9	12.5	11.8	12.3	11.7	11.8	12.6	12.1	12.1	13.4	12.4	12.0	11.6	12.1	11.4	10.9	10.2	10.8	10.2	10.5	10.3	11.8	9.6	8.8	8.9	8.1	9.3	14.7	12.6	10.8	12.8	12.0	7.4	8.0	11.6	6.9	3.9	23.5
2020	12.0	11.7	12.4	13.1	14.0	14.3	13.5	13.5	13.1	12.7	13.8	13.5	13.7	13.9	14.3	14.1	13.6	13.3	12.8	13.1	13.3	13.6	13.5	13.2	13.1	13.2	13.5	12.9	12.8	12.8	13.3	12.7	12.6	12.9	12.6	13.2	13.1	13.0	12.6	13.0	12.0	11.6	12.5	13.1	12.9	13.1	14.5	15.7	14.9	14.3	14.1	13.9	13.3	12.8	13.0	12.6	11.9	12.4	11.8	11.9	12.6	12.2	12.2	13.5	12.5	12.1	11.8	12.3	11.5	11.1	10.4	11.0	10.5	10.8	10.6	12.0	9.9	9.1	9.3	8.6	9.7	14.8	12.8	11.2	13.1	12.4	8.4	9.1	12.3	8.9	7.5	19.3	15.2
2021	12.1	11.9	12.5	13.2	14.1	14.5	13.7	13.7	13.2	12.8	13.9	13.6	13.8	14.0	14.4	14.3	13.8	13.5	12.9	13.3	13.5	13.7	13.7	13.3	13.3	13.4	13.6	13.1	12.9	13.0	13.5	12.9	12.8	13.1	12.8	13.4	13.3	13.2	12.8	13.2	12.3	11.8	12.7	13.3	13.2	13.4	14.8	15.9	15.2	14.5	14.3	14.2	13.6	13.1	13.3	12.9	12.3	12.7	12.2	12.3	13.0	12.6	12.6	13.9	12.9	12.5	12.3	12.7	12.1	11.7	11.0	11.6	11.1	11.5	11.3	12.7	10.7	10.1	10.3	9.7	10.8	15.6	13.9	12.5	14.4	13.9	10.5	11.5	14.5	12.2	12.0	21.6	20.7	26.4
2022	11.8	11.5	12.2	12.9	13.8	14.1	13.3	13.3	12.9	12.5	13.5	13.2	13.4	13.7	14.0	13.9	13.4	13.1	12.5	12.9	13.1	13.3	13.2	12.9	12.9	12.9	13.2	12.6	12.5	12.6	13.0	12.4	12.3	12.6	12.3	12.8	12.8	12.7	12.3	12.7	11.7	11.3	12.2	12.7	12.6	12.8	14.1	15.2	14.5	13.8	13.6	13.4	12.9	12.4	12.6	12.1	11.5	11.9	11.4	11.5	12.2	11.8	11.7	12.9	11.9	11.5	11.2	11.7	11.0	10.6	9.9	10.4	9.9	10.2	10.0	11.2	9.3	8.6	8.7	8.0	9.0	13.2	11.5	10.1	11.5	10.8	7.5	7.9	10.0	7.4	6.3	11.6	7.9	4.4	-13.8
2023	11.9	11.6	12.2	12.9	13.8	14.2	13.4	13.4	13.0	12.6	13.6	13.3	13.5	13.7	14.1	13.9	13.5	13.1	12.6	12.9	13.1	13.4	13.3	13.0	13.0	13.0	13.3	12.7	12.6	12.6	13.1	12.5	12.4	12.7	12.4	12.9	12.9	12.8	12.4	12.8	11.9	11.4	12.3	12.8	12.7	12.9	14.2	15.2	14.5	13.9	13.7	13.5	13.0	12.5	12.7	12.3	11.7	12.1	11.6	11.7	12.3	12.0	11.9	13.0	12.1	11.8	11.5	11.9	11.3	10.9	10.2	10.7	10.3	10.5	10.3	11.6	9.7	9.1	9.2	8.6	9.6	13.6	12.0	10.7	12.0	11.5	8.6	9.1	11.0	8.9	8.2	12.9	10.4	8.9	1.1	18.5

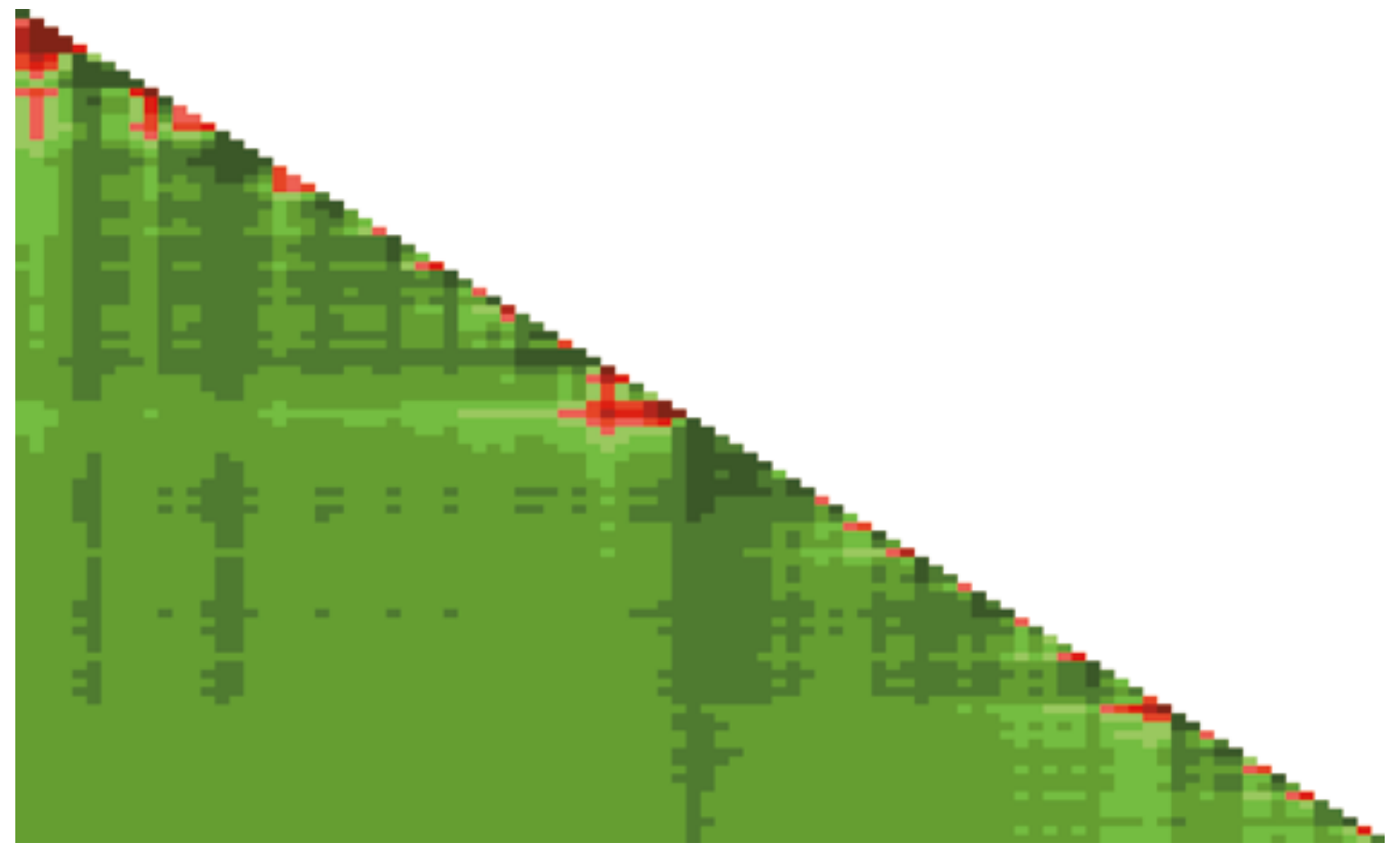

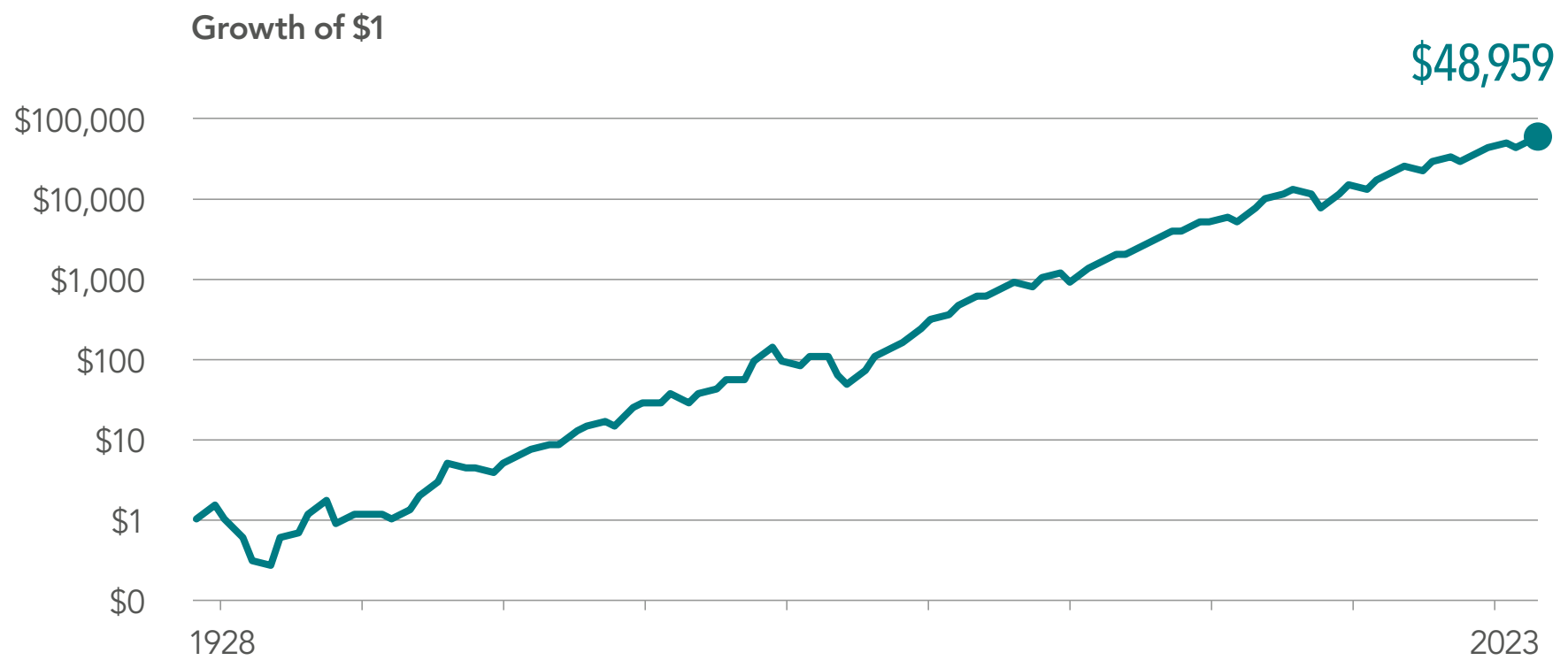

See Sources and Descriptions of Data.

Dimensional US Small Cap Value Index

1928–2023



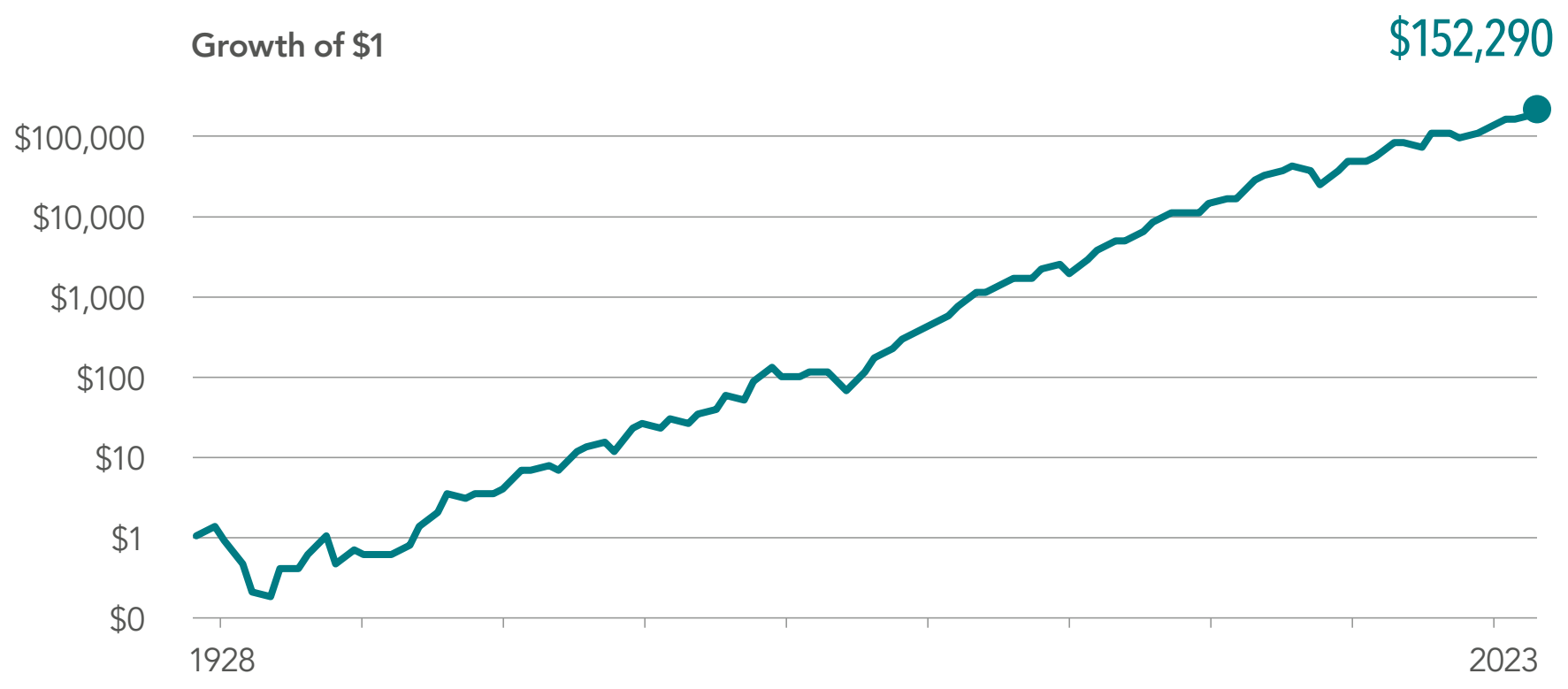

See Sources and Descriptions of Data.

	1928	1929	1930	1931	1932	1933	1934	1935	1936	1937	1938	1939	1940	1941	1942	1943	1944	1945	1946	1947	1948	1949	1950	1951	1952	1953	1954	1955	1956	1957	1958	1959	1960	1961	1962	1963	1964	1965	1966	1967	1968	1969	1970	1971	1972	1973	1974	1975	1976	1977	1978	1979	1980	1981	1982	1983	1984	1985	1986	1987	1988	1989	1990	1991	1992	1993	1994	1995	1996	1997	1998	1999	2000	2001	2002	2003	2004	2005	2006	2007	2008	2009	2010	2011	2012	2013	2014	2015	2016	2017	2018	2019	2020	2021	2022	2023
1928	32.0
1929	-8.8	-37.0
1930	-22.3	-40.4	-43.5
1931	-32.3	-45.9	-49.8	-55.4
1932	-28.5	-38.6	-39.1	-36.8	-10.5
1933	-13.4	-20.4	-15.6	-3.5	41.8	124.7
1934	-12.4	-18.2	-13.8	-4.2	23.5	45.2	-6.2
1935	-6.5	-11.0	-5.7	4.4	29.2	46.0	17.7	47.7
1936	-0.3	-3.8	2.3	12.9	35.9	50.9	32.1	56.8	66.6
1937	-7.1	-10.6	-6.6	0.3	14.8	20.7	3.4	6.8	-9.2	-50.5
1938	-4.0	-7.0	-2.9	3.9	17.2	22.6	8.6	12.7	3.0	-19.0	32.6
1939	-4.0	-6.7	-3.0	3.0	14.4	18.5	6.5	9.2	1.3	-14.2	13.0	-3.8
1940	-4.3	-6.8	-3.5	1.8	11.6	14.8	4.3	6.1	-0.7	-12.7	5.4	-6.0	-8.1
1941	-4.0	-6.4	-3.2	1.7	10.4	13.0	3.7	5.2	-0.6	-10.4	4.0	-4.1	-4.2	-0.2
1942	-1.9	-3.9	-0.7	4.0	12.3	14.9	6.7	8.4	3.7	-4.1	9.4	4.3	7.1	15.7	34.1
1943	1.9	0.1	3.5	8.4	16.8	19.6	12.3	14.6	11.0	4.8	18.7	16.1	21.7	33.7	54.7	78.6
1944	4.3	2.8	6.2	11.1	19.2	22.1	15.5	17.9	15.0	9.8	23.1	21.5	27.3	38.2	54.0	65.1	52.6
1945	7.0	5.7	9.2	14.1	22.0	25.0	19.0	21.6	19.3	14.9	27.7	27.0	33.0	43.2	56.8	65.2	58.9	65.4
1946	6.0	4.7	7.9	12.4	19.5	22.0	16.4	18.5	16.2	12.1	22.8	21.6	25.7	32.4	40.2	41.7	31.2	21.7	-10.5
1947	6.2	5.0	8.0	12.2	18.8	21.1	15.9	17.8	15.6	11.8	21.3	20.1	23.5	28.8	34.4	34.4	25.2	17.2	-1.3	8.8
1948	5.6	4.4	7.3	11.2	17.3	19.3	14.4	16.0	13.9	10.3	18.6	17.3	19.9	24.0	27.9	26.9	18.5	11.3	-2.5	1.8	-4.9
1949	6.2	5.1	7.9	11.6	17.4	19.3	14.7	16.2	14.3	11.0	18.7	17.5	19.9	23.5	26.8	25.8	18.7	12.9	2.6	7.4	6.7	19.7
1950	8.2	7.3	10.0	13.7	19.5	21.4	17.1	18.7	17.0	14.1	21.7	20.8	23.3	27.0	30.5	30.0	24.3	20.1	12.6	19.3	23.0	39.8	63.4
1951	8.3	7.4	10.0	13.6	19.0	20.8	16.7	18.2	16.6	13.8	20.8	19.9	22.2	25.4	28.2	27.6	22.4	18.6	12.2	17.4	19.6	29.1	34.0	9.9
1952	8.3	7.4	10.0	13.3	18.5	20.2	16.3	17.7	16.1	13.5	20.0	19.1	21.1	23.9	26.4	25.6	20.8	17.3	11.7	15.9	17.4	23.7	25.1	9.5	9.0
1953	7.5	6.6	9.0	12.2	17.0	18.5	14.8	16.0	14.4	11.9	17.8	16.9	18.5	20.8	22.8	21.8	17.2	13.8	8.7	11.7	12.2	15.9	15.0	2.3	-1.3	-10.6
1954	9.2	8.4	10.8	14.0	18.7	20.3	16.7	18.0	16.6	14.3	20.1	19.4	21.1	23.5	25.6	24.9	20.9	18.1	13.8	17.2	18.5	22.9	23.5	15.2	17.0	21.2	64.3
1955	9.7	9.0	11.3	14.3	18.9	20.4	17.0	18.3	17.0	14.8	20.3	19.6	21.3	23.5	25.4	24.8	21.1	18.6	14.7	17.9	19.1	23.0	23.5	16.8	18.6	22.0	42.4	23.5
1956	9.4	8.7	10.9	13.8	18.2	19.6	16.3	17.5	16.2	14.1	19.2	18.5	20.0	22.0	23.7	23.0	19.5	17.1	13.5	16.2	17.0	20.1	20.2	14.2	15.0	16.6	27.3	12.1	1.8
1957	8.4	7.6	9.7	12.4	16.5	17.7	14.6	15.6	14.3	12.3	17.0	16.2	17.5	19.2	20.5	19.6	16.3	13.9	10.4	12.5	12.9	15.0	14.5	8.8	8.6	8.5	13.9	0.8	-9.0	-18.6
1958	10.1	9.4	11.5	14.3	18.3	19.6	16.6	17.7	16.5	14.7	19.3	18.7	20.0	21.8	23.3	22.6	19.6	17.5	14.5	16.8	17.6	20.1	20.2	15.6	16.5	17.8	24.4	16.1	13.7	20.2	77.3
1959	10.2	9.6	11.6	14.3	18.2	19.4	16.6	17.6	16.5	14.7	19.1	18.5	19.8	21.5	22.8	22.2	19.3	17.4	14.5	16.7	17.4	19.7	19.7	15.6	16.3	17.4	22.8	15.9	14.1	18.5	42.9	15.2
1960	9.5	8.9	10.8	13.4	17.1	18.2	15.4	16.3	15.2	13.5	17.7	17.0	18.1	19.6	20.7	20.1	17.3	15.4	12.6	14.5	14.9	16.8	16.5	12.6	12.9	13.4	17.3	10.9	8.6	10.4	22.1	1.4	-10.8
1961	10.1	9.5	11.4	13.8	17.5	18.6	15.9	16.8	15.8	14.1	18.1	17.5	18.6	20.0	21.2	20.5	17.9	16.1	13.6	15.4	15.9	17.7	17.5	14.0	14.5	15.1	18.8	13.4	11.8	13.9	23.9	9.9	7.4	29.3
1962	9.4	8.8	10.6	13.0	16.4	17.5	14.9	15.7	14.7	13.0	16.8	16.2	17.2	18.5	19.4	18.7	16.2	14.5	12.0	13.6	13.9	15.4	15.1	11.8	12.0	12.2	15.1	10.1	8.3	9.5	16.1	4.5	1.1	7.6	-10.3
1963	9.9	9.4	11.2	13.5	16.8	17.8	15.3	16.2	15.2	13.6	17.3	16.7	17.7	18.9	19.9	19.2	16.9	15.2	12.9	14.5	14.9	16.3	16.1	13.1	13.3	13.7	16.5	12.1	10.8	12.1	18.3	9.1	7.6	14.5	7.7	29.5
1964	10.3	9.8	11.5	13.8	17.1	18.1	15.6	16.4	15.5	14.0	17.6	17.0	17.9	19.2	20.1	19.5	17.2	15.7	13.6	15.1	15.4	16.8	16.7	13.9	14.2	14.6	17.2	13.4	12.3	13.7	19.2	11.6	10.9	17.1	13.3	27.3	25.2
1965	11.0	10.5	12.2	14.5	17.7	18.7	16.3	17.1	16.2	14.8	18.3	17.8	18.7	19.9	20.9	20.3	18.2	16.8	14.7	16.3	16.7	18.1	18.0	15.5	15.9	16.4	19.0	15.6	14.8	16.3	21.6	15.3	15.3	21.3	19.4	31.4	32.4	40.0
1966	10.4	9.9	11.6	13.7	16.8	17.7	15.4	16.2	15.3	13.9	17.2	16.7	17.5	18.7	19.5	18.9	16.8	15.4	13.4	14.8	15.1	16.3	16.2	13.7	14.0	14.3	16.5	13.2	12.3	13.4	17.7	11.8	11.3	15.5	13.0	19.7	16.6	12.5	-9.6
1967	11.6	11.2	12.8	15.0	18.0	19.0	16.8	17.5	16.7	15.4	18.7	18.2	19.1	20.2	21.1	20.6	18.7	17.4	15.5	17.0	17.4	18.7	18.6	16.4	16.8	17.4	19.7	16.8	16.3	17.7	22.1	17.1	17.4	22.1	20.9	28.4	28.1	29.0	23.9	69.8
1968	12.4	12.0	13.6	15.8	18.8	19.7	17.6	18.4	17.6	16.3	19.5	19.1	20.0	21.2	22.0	21.6	19.7	18.5	16.8	18.3	18.7	20.1	20.1	18.0	18.5	19.1	21.5	18.9	18.5	20.0	24.3	20.0	20.5	25.2	24.6	31.6	32.0	33.8	31.8	59.1	49.1
1969	11.2	10.7	12.3	14.3	17.2	18.0	16.0	16.7	15.9	14.6	17.6	17.2	17.9	19.0	19.7	19.2	17.4	16.2	14.5	15.7	16.0	17.1	17.0	14.9	15.2	15.6	17.5	14.9	14.3	15.3	18.7	14.4	14.4	17.6	16.2	20.6	19.1	18.0	13.0	21.7	3.1	-28.8
1970	10.9	10.5	12.0	13.9	16.7	17.5	15.5	16.1	15.4	14.1	17.0	16.6	17.3	18.3	19.0	18.5	16.7	15.5	13.8	15.0	15.2	16.2	16.1	14.1	14.3	14.6	16.3	13.9	13.2	14.1	17.1	13.1	12.9	15.6	14.2	17.7	16.1	14.7	10.2	15.8	1.9	-15.7	-0.3
1971	11.0	10.6	12.1	14.0	16.7	17.5	15.5	16.1	15.4	14.1	17.0	16.5	17.2	18.2	18.8	18.3	16.6	15.5	13.9	15.0	15.2	16.2	16.1	14.2	14.4	14.7	16.3	13.9	13.4	14.2	17.0	13.3	13.1	15.6	14.3	17.5	16.0	14.8	11.1	15.7	5.1	-6.4	7.2	15.4
1972	11.0	10.5	12.0	13.8	16.4	17.2	15.3	15.9	15.1	14.0	16.7	16.3	16.9	17.8	18.5	18.0	16.3	15.2	13.6	14.7	14.9	15.8	15.7	13.9	14.1	14.3	15.8	13.6	13.0	13.8	16.3	12.9	12.7	14.9	13.7	16.4	15.1	13.9	10.6	14.3	5.6	-3.1	7.4	11.4	7.6
1973	9.8	9.4	10.8	12.5	15.0	15.7	13.8	14.4	13.6	12.5	15.1	14.6	15.2	16.0	16.5	16.0	14.3	13.2	11.7	12.6	12.8	13.5	13.3	11.5	11.6	11.7	12.9	10.7	10.1	10.6	12.7	9.3	8.9	10.6	9.2	11.2	9.5	7.9	4.4	6.6	-1.4	-9.2	-3.5	-4.6	-13.2	-30.0
1974	9.2	8.7	10.0	11.7	14.1	14.8	12.9	13.5	12.7	11.5	14.0	13.5	14.1	14.8	15.3	14.8	13.1	12.0	10.5	11.3	11.4	12.1	11.8	10.1	10.1	10.1	11.2	9.1	8.4	8.8	10.6	7.4	6.9	8.3	6.8	8.4	6.7	5.0	1.7	3.2	-3.9	-10.7	-6.6	-8.1	-14.8	-24.2	-17.9
1975	10.1	9.7	11.0	12.7	15.1	15.8	14.0	14.5	13.8	12.7	15.1	14.7	15.3	16.0	16.5	16.0	14.5	13.4	12.0	12.9	13.0	13.8	13.5	11.9	12.0	12.1	13.3	11.3	10.7	11.2	13.1	10.2	9.9	11.4	10.2	12.0	10.6	9.4	6.7	8.7	2.8	-2.5	2.8	3.4	0.6	-1.6	16.6	65.6
1976	10.9	10.5	11.9	13.5	15.9	16.6	14.8	15.4	14.7	13.6	16.1	15.7	16.3	17.0	17.6	17.1	15.6	14.6	13.3	14.2	14.4	15.1	14.9	13.4	13.5	13.7	14.9	13.1	12.6	13.2	15.1	12.4	12.3	13.9	12.9	14.8	13.7	12.8	10.7	12.9	7.9	3.6	9.3	11.0	10.2	10.8	29.2	62.0	58.4
1977	11.2	10.8	12.1	13.7	16.1	16.7	15.0	15.6	14.9	13.8	16.2	15.8	16.4	17.2	17.7	17.2	15.8	14.8	13.5	14.4	14.6	15.3	15.2	13.7	13.9	14.1	15.2	13.5	13.0	13.6	15.5	12.9	12.8	14.4	13.5	15.3	14.3	13.5	11.6	13.7	9.3	5.5	10.9	12.6	12.1	13.0	27.4	47.5	39.1	22.2
1978	11.4	11.0	12.3	13.9	16.2	16.9	15.2	15.7	15.1	14.1	16.4	16.0	16.6	17.3	17.8	17.4	16.0	15.1	13.8	14.7	14.9	15.6	15.5	14.0	14.2	14.4	15.5	13.9	13.5	14.0	15.9	13.4	13.3	14.8	14.0	15.8	14.9	14.2	12.4	14.5	10.5	7.2	12.2	13.9	13.6	14.7	26.6	41.0	33.7	22.8	23.4
1979	11.8	11.4	12.7	14.3	16.6	17.2	15.6	16.1	15.5	14.5	16.8	16.5	17.0	17.8	18.3	17.9	16.5	15.6	14.4	15.3	15.5	16.2	16.1	14.7	14.9	15.1	16.2	14.6	14.3	14.9	16.7	14.4	14.3	15.8	15.1	16.8	16.1	15.5	13.9	16.0	12.3	9.5	14.3	16.0	16.1	17.4	28.0	39.9	34.1	26.8	29.2	35.2
1980	12.0	11.7	12.9	14.5	16.7	17.4	15.8	16.3	15.7	14.7	17.0	16.7	17.2	17.9	18.4	18.0	16.7	15.9	14.7	15.5	15.7	16.4	16.3	15.0	15.2	15.4	16.5	15.0	14.7	15.3	17.0	14.8	14.8	16.3	15.6	17.3	16.6	16.1	14.6	16.6	13.2	10.7	15.2	16.9	17.0	18.3	27.5	37.2	32.1	26.3	27.6	29.8	24.6
1981	12.2	11.8	13.1	14.6	16.8	17.4	15.9	16.4	15.8	14.9	17.1	16.7	17.3	18.0	18.5	18.1	16.8	16.0	14.8	15.7	15.9	16.6	16.5	15.2	15.4	15.6	16.7	15.2	14.9	15.5	17.2	15.1	15.1	16.5	15.8	17.4	16.8	16.3	15.0	16.8	13.7	11.4	15.6	17.2	17.4	18.5	26.6	34.7	30.1	25.1	25.8	26.6	22.5	20.5
1982	12.6	12.3	13.5	15.0	17.2	17.8	16.3	16.8	16.2	15.3	17.5	17.2	17.7	18.4	18.9	18.5	17.3	16.5	15.4	16.2	16.4	17.1	17.0	15.8	16.0	16.3	17.3	15.9	15.6	16.2	17.9	15.9	15.9	17.3	16.8	18.3	17.8	17.4	16.2	18.0	15.2	13.1	17.1	18.7	19.0	20.2	27.7	34.9	31.1	27.0	28.0	29.1	27.2	28.4	36.9
1983	13.2	12.8	14.1	15.6	17.7	18.4	16.8	17.4	16.8	15.9	18.1	17.8	18.3	19.0	19.5	19.2	18.0	17.2	16.2	17.0	17.2	17.9	17.9	16.7	16.9	17.2	18.3	16.9	16.7	17.3	18.9	17.1	17.1	18.5	18.1	19.6	19.2	18.8	17.8	19.6	17.0	15.2	19.2	20.8	21.3	22.6	29.7	36.4	33.2	29.9	31.2	32.9	32.3	34.9	42.8	48.9
1984	12.9	12.6	13.8	15.3	17.4	18.0	16.5	17.0	16.5	15.6	17.7	17.4	17.9	18.6	19.1	18.8	17.6	16.8	15.8	16.6	16.8	17.5	17.4	16.3	16.5	16.7	17.7	16.4	16.2	16.7	18.3	16.5	16.5	17.8	17.3	18.8	18.3	18.0	16.9	18.6	16.1	14.3	18.0	19.4	19.7	20.8	26.9	32.5	29.3	26.1	26.6	27.2	25.6	25.9	27.7	23.3	2.1
1985	13.2	12.9	14.1	15.6	17.6	18.2	16.8	17.3	16.7	15.9	18.0	17.7	18.2	18.9	19.3	19.0	17.9	17.1	16.1	16.9	17.1	17.8	17.7	16.6	16.8	17.1	18.1	16.8	16.6	17.2	18.7	16.9	17.0	18.3	17.8	19.3	18.8	18.5	17.5	19.2	16.8	15.2	18.7	20.1	20.4	21.5	27.2	32.3	29.4	26.5	27.1	27.6	26.4	26.7	28.3	25.6	15.3	30.2
1986	13.1	12.8	14.0	15.4	17.5	18.0	16.6	17.1	16.6	15.7	17.8	17.5	18.0	18.6	19.1	18.8	17.6	16.9	15.9	16.7	16.9	17.5	17.5	16.4	16.6	16.8	17.8	16.5	16.3	16.8	18.3	16.6	16.7	17.9	17.4	18.8	18.3	18.0	17.1	18.6	16.4	14.8	18.0	19.3	19.6	20.5	25.6	30.1	27.3	24.6	24.8	25.0	23.6	23.4	24.1	21.0	12.9	18.8	8.3
1987	12.8	12.5	13.6	15.0	17.0	17.6	16.2	16.6	16.1	15.3	17.3	17.0	17.4	18.1	18.5	18.2	17.1	16.3	15.4	16.1	16.3	16.9	16.8	15.7	15.9	16.1	17.0	15.8	15.6	16.1	17.4	15.8	15.8	16.9	16.5	17.7	17.2	16.9	15.9	17.3	15.2	13.6	16.6	17.7	17.8	18.6	23.1	27.0	24.2	21.5	21.4	21.2	19.6	18.9	18.6	15.2	8.1	10.1	1.3	-5.3
1988	13.1	12.8	14.0	15.3	17.3	17.9	16.5	16.9	16.4	15.6	17.6	17.3	17.8	18.4	18.8	18.5	17.4	16.7	15.8	16.5	16.7	17.3	17.2	16.2	16.4	16.6	17.5	16.3	16.1	16.6	17.9	16.4	16.4	17.5	17.1	18.3	17.9	17.6	16.7	18.1	16.0	14.6	17.5	18.6	18.7	19.5	23.8	27.5	25.0	22.5	22.5	22.5	21.1	20.7	20.7	18.2	12.9	15.7	11.3	12.8	34.3
1989	13.1	12.8	13.9	15.3	17.2	17.8	16.4	16.9	16.4	15.6	17.5	17.2	17.7	18.3	18.7	18.4	17.3	16.6	15.7	16.4	16.6	17.2	17.1	16.1	16.3	16.5	17.4	16.2	16.0	16.5	17.8	16.3	16.3	17.4	17.0	18.1	17.7	17.4	16.5	17.8	15.9	14.5	17.3	18.3	18.4	19.1	23.1	26.5	24.1	21.8	21.7	21.6	20.3	19.8	19.8	17.5	12.9	15.2	11.8	12.9	23.4	13.3
1990	12.4	12.1	13.2	14.5	16.4	16.9	15.6	16.0	15.5	14.7	16.5	16.3	16.7	17.2	17.6	17.3	16.3	15.6	14.7	15.3	15.5	16.0	15.9	14.9	15.0	15.2	16.0	14.9	14.7	15.1	16.3	14.7	14.7	15.7	15.3	16.3	15.8	15.5	14.6	15.7	13.8	12.4	14.9	15.7	15.7	16.2	19.7	22.6	20.1	17.8	17.5	17.0	15.5	14.6	13.9	11.3	6.8	7.6	3.6	2.4	5.2	-6.9	-23.6
1991	12.9	12.6	13.7	15.0	16.8	17.4	16.0	16.5	16.0	15.2	17.0	16.8	17.2	17.8	18.2	17.9	16.8	16.2	15.3	15.9	16.1	16.6	16.6	15.6	15.8	15.9	16.7	15.7	15.5	15.9	17.1	15.6	15.6	16.6	16.2	17.2	16.8	16.5	15.7	16.9	15.0	13.8	16.2	17.1	17.1	17.7	21.1	23.9	21.7	19.6	19.4	19.1	17.8	17.2	16.9	14.9	11.2	12.5	9.8	10.1	14.4	8.4	6.1	47.2
1992	13.2	12.9	14.0	15.3	17.1	17.6	16.3	16.8	16.3	15.6	17.3	17.1	17.5	18.1	18.5	18.2	17.2	16.5	15.7	16.3	16.5	17.0	17.0	16.0	16.2	16.4	17.2	16.1	15.9	16.4	17.5	16.1	16.2	17.1	16.8	17.8	17.4	17.1	16.4	17.5	15.8	14.6	17.0	17.8	17.9	18.5	21.8	24.5	22.4	20.5	20.4	20.1	19.0	18.6	18.4	16.7	13.6	15.1	13.1	13.9	18.2	14.5	14.9	40.9	34.9
1993	13.4	13.1	14.2	15.5	17.2	17.8	16.5	16.9	16.5	15.7	17.5	17.2	17.7	18.2	18.6	18.3	17.4	16.7	15.9	16.5	16.7	17.2	17.2	16.3	16.4	16.6	17.4	16.4	16.2	16.6	17.8	16.4	16.4	17.4	17.0	18.1	17.7	17.4	16.7	17.8	16.2	15.0	17.3	18.2	18.3	18.8	22.0	24.6	22.6	20.8	20.7	20.5	19.5	19.2	19.1	17.5	14.8	16.3	14.7	15.6	19.5	16.8	17.6	35.8	30.5	26.2
1994	13.2	13.0	14.0	15.2	17.0	17.5	16.3	16.7	16.2	15.5	17.2	17.0	17.4	17.9	18.3	18.0	17.0	16.4	15.6	16.2	16.4	16.9	16.8	15.9	16.1	16.3	17.0	16.0	15.8	16.2	17.3	16.0	16.0	16.9	16.6	17.5	17.2	16.9	16.2	17.2	15.6	14.5	16.7	17.5	17.6	18.0	21.0	23.4	21.5	19.7	19.6	19.3	18.3	17.9	17.7	16.2	13.6	14.8	13.2	13.9	16.9	14.3	14.4	26.6	20.4	13.7	2.5
1995	13.5	13.2	14.2	15.5	17.2	17.7	16.5	16.9	16.4	15.7	17.4	17.2	17.6	18.1	18.5	18.2	17.3	16.7	15.9	16.5	16.7	17.2	17.1	16.3	16.4	16.6	17.3	16.4	16.2	16.6	17.7	16.4	16.4	17.3	17.0	17.9	17.6	17.3	16.7	17.7	16.2	15.1	17.2	18.0	18.1	18.6	21.5	23.7	22.0	20.3	20.2	20.0	19.1	18.7	18.6	17.3	15.0	16.3	14.9	15.7	18.6	16.6	17.1	27.5	23.0	19.3	16.0	31.4
1996	13.6	13.4	14.4	15.6	17.3	17.8	16.6	17.0	16.6	15.9	17.6	17.3	17.7	18.3	18.6	18.4	17.4	16.9	16.1	16.7	16.8	17.3	17.3	16.4	16.6	16.8	17.5	16.6	16.4	16.8	17.9	16.6	16.7	17.5	17.2	18.1	17.8	17.6	16.9	17.9	16.5	15.4	17.5	18.3	18.4	18.8	21.6	23.8	22.1	20.5	20.4	20.3	19.4	19.1	19.0	17.9	15.8	17.0	15.8	16.6	19.3	17.6	18.2	27.1	23.5	20.8	19.0	28.2	25.1
1997	14.0	13.7	14.7	15.9	17.6	18.1	16.9	17.4	16.9	16.2	17.9	17.7	18.1	18.6	19.0	18.7	17.8	17.2	16.5	17.1	17.2	17.7	17.7	16.9	17.0	17.2	18.0	17.0	16.9	17.3	18.4	17.1	17.2	18.1	17.8	18.7	18.4	18.2	17.6	18.6	17.2	16.2	18.2	19.0	19.1	19.6	22.3	24.4	22.8	21.4	21.3	21.2	20.5	20.2	20.2	19.2	17.3	18.5	17.6	18.5	21.2	19.8	20.7	28.8	26.0	24.2	23.8	31.8	32.0	39.2
1998	13.7	13.4	14.4	15.6	17.2	17.7	16.6	17.0	16.5	15.9	17.5	17.3	17.6	18.1	18.5	18.2	17.4	16.8	16.0	16.6	16.8	17.2	17.2	16.4	16.5	16.7	17.4	16.5	16.3	16.7	17.7	16.5	16.6	17.4	17.1	18.0	17.6	17.4	16.8	17.7	16.4	15.4	17.3	18.0	18.1	18.5	21.1	23.0	21.5	20.0	19.9	19.7	19.0	18.7	18.6	17.5	15.6	16.7	15.7	16.3	18.5	17.1	17.5	24.0	21.0	18.8	17.4	21.4	18.2	14.9	-5.1
1999	13.6	13.3	14.3	15.5	17.1	17.6	16.4	16.8	16.4	15.7	17.3	17.1	17.5	18.0	18.3	18.0	17.2	16.6	15.9	16.4	16.6	17.0	17.0	16.2	16.3	16.5	17.2	16.3	16.1	16.5	17.5	16.3	16.3	17.1	16.8	17.7	17.4	17.1	16.5	17.4	16.1	15.1	17.0	17.7	17.7	18.1	20.5	22.4	20.9	19.4	19.3	19.1	18.4	18.1	17.9	16.9	15.1	16.1	15.1	15.7	17.6	16.2	16.5	22.1	19.2	17.2	15.7	18.5	15.5	12.5	1.2	7.8
2000	13.7	13.4	14.4	15.5	17.1	17.6	16.5	16.9	16.4	15.8	17.4	17.1	17.5	18.0	18.3	18.1	17.2	16.7	15.9	16.5	16.6	17.1	17.0	16.3	16.4	16.6	17.2	16.4	16.2	16.6	17.5	16.4	16.4	17.2	16.9	17.7	17.4	17.2	16.6	17.5	16.2	15.3	17.1	17.7	17.8	18.2	20.5	22.3	20.8	19.5	19.3	19.2	18.4	18.1	18.0	17.0	15.4	16.3	15.4	15.9	17.8	16.5	16.8	21.8	19.3	17.5	16.3	18.7	16.4	14.3	7.0	13.6	19.7
2001	13.9	13.6	14.6	15.7	17.3	17.8	16.6	17.0	16.6	16.0	17.5	17.3	17.7	18.2	18.5	18.2	17.4	16.9	16.1	16.7	16.8	17.3	17.3	16.5	16.6	16.8	17.4	16.6	16.5	16.8	17.8	16.7	16.7	17.5	17.2	18.0	17.7	17.5	16.9	17.8	16.5	15.7	17.4	18.0	18.1	18.5	20.8	22.5	21.1	19.8	19.7	19.5	18.9	18.6	18.5	17.6	16.1	17.0	16.2	16.7	18.5	17.3	17.7	22.4	20.2	18.6	17.7	20.1	18.3	17.0	12.0	18.3	23.9	28.4
2002	13.6	13.3	14.2	15.4	16.9	17.4	16.3	16.6	16.2	15.6	17.1	16.9	17.2	17.7	18.0	17.8	16.9	16.4	15.7	16.2	16.4	16.8	16.7	16.0	16.1	16.3	16.9	16.1	15.9	16.2	17.2	16.1	16.1	16.8	16.5	17.3	17.0	16.8	16.2	17.0	15.8	14.9	16.6	17.2	17.2	17.6	19.7	21.3	19.9	18.6	18.5	18.3	17.6	17.3	17.2	16.3	14.8	15.5	14.7	15.1	16.6	15.4	15.6	19.7	17.4	15.8	14.7	16.3	14.3	12.6	7.9	11.5	12.7	9.4	-6.8
2003	14.1	13.9	14.8	15.9	17.5	17.9	16.9	17.2	16.8	16.2	17.7	17.5	17.9	18.4	18.7	18.5	17.6	17.1	16.4	17.0	17.1	17.6	17.5	16.8	16.9	17.1	17.7	16.9	16.8	17.1	18.1	17.0	17.0	17.8	17.5	18.3	18.0	17.9	17.3	18.2	17.0	16.2	17.8	18.4	18.5	18.9	21.0	22.7	21.4	20.2	20.1	20.0	19.4	19.1	19.1	18.3	16.9	17.8	17.1	17.6	19.3	18.3	18.7	22.8	20.9	19.7	19.1	21.1	19.9	19.1	16.1	20.9	24.4	26.0	24.8	67.1
2004	14.2	14.0	14.9	16.0	17.6	18.0	17.0	17.3	16.9	16.3	17.8	17.6	18.0	18.4	18.8	18.5	17.7	17.2	16.5	17.1	17.2	17.7	17.6	16.9	17.0	17.2	17.8	17.1	16.9	17.3	18.2	17.1	17.2	17.9	17.7	18.4	18.2	18.0	17.5	18.3	17.1	16.4	18.0	18.6	18.7	19.0	21.1	22.7	21.4	20.3	20.2	20.1	19.5	19.3	19.3	18.5	17.2	18.0	17.4	18.0	19.5	18.6	19.0	22.8	21.1	20.0	19.5	21.3	20.3	19.7	17.1	21.3	24.2	25.3	24.3	43.6	23.3
2005	14.2	13.9	14.8	15.9	17.4	17.9	16.8	17.2	16.8	16.2	17.7	17.5	17.8	18.3	18.6	18.3	17.6	17.1	16.4	16.9	17.1	17.5	17.4	16.7	16.9	17.0	17.6	16.9	16.7	17.1	17.9	16.9	17.0	17.7	17.4	18.2	17.9	17.7	17.2	18.0	16.9	16.1	17.7	18.3	18.3	18.7	20.7	22.2	20.9	19.8	19.7	19.6	19.0	18.8	18.7	18.0	16.8	17.5	16.9	17.4	18.8	17.9	18.2	21.7	20.1	19.0	18.4	20.0	18.9	18.3	15.9	19.2	21.2	21.6	19.9	30.4	15.2	7.6
2006	14.2	14.0	14.9	16.0	17.5	17.9	16.9	17.2	16.9	16.3	17.7	17.5	17.9	18.3	18.6	18.4	17.6	17.1	16.5	17.0	17.1	17.5	17.5	16.8	16.9	17.1	17.7	16.9	16.8	17.1	18.0	17.0	17.1	17.7	17.5	18.2	18.0	17.8	17.3	18.1	17.0	16.2	17.8	18.3	18.4	18.8	20.7	22.1	20.9	19.9	19.8	19.7	19.1	18.9	18.8	18.1	17.0	17.7	17.1	17.6	18.9	18.1	18.4	21.7	20.2	19.2	18.7	20.1	19.1	18.5	16.4	19.5	21.2	21.5	20.2	28.0	17.2	14.2	21.2
2007	13.9	13.7	14.5	15.6	17.0	17.4	16.4	16.8	16.4	15.8	17.2	17.0	17.3	17.8	18.1	17.8	17.1	16.6	15.9	16.4	16.6	17.0	16.9	16.2	16.3	16.5	17.0	16.3	16.2	16.5	17.3	16.3	16.3	17.0	16.8	17.4	17.2	17.0	16.5	17.2	16.1	15.4	16.9	17.4	17.4	17.7	19.5	20.9	19.7	18.6	18.5	18.4	17.8	17.6	17.5	16.7	15.6	16.2	15.6	15.9	17.1	16.3	16.4	19.4	17.8	16.7	16.1	17.2	16.1	15.3	13.2	15.4	16.4	15.9	14.0	18.6	8.9	4.5	3.0	-12.5
2008	13.0	12.8	13.7	14.7	16.1	16.5	15.5	15.8	15.4	14.8	16.2	16.0	16.3	16.7	17.0	16.7	16.0	15.5	14.8	15.3	15.4	15.8	15.7	15.0	15.1	15.2	15.8	15.0	14.8	15.1	15.9	14.9	14.9	15.5	15.2	15.9	15.6	15.4	14.9	15.5	14.4	13.7	15.1	15.5	15.5	15.7	17.4	18.6	17.4	16.3	16.2	15.9	15.3	15.0	14.8	14.0	12.8	13.3	12.6	12.8	13.7	12.8	12.8	15.2	13.6	12.4	11.5	12.2	10.8	9.7	7.4	8.7	8.8	7.5	4.8	6.9	-2.2	-7.8	-12.4	-25.5	-36.6
2009	13.4	13.2	14.1	15.1	16.5	16.9	15.9	16.2	15.8	15.3	16.6	16.4	16.7	17.1	17.4	17.2	16.4	15.9	15.3	15.8	15.9	16.3	16.2	15.5	15.6	15.7	16.3	15.6	15.4	15.7	16.5	15.5	15.5	16.1	15.9	16.5	16.2	16.0	15.6	16.2	15.2	14.4	15.8	16.3	16.3	16.5	18.2	19.4	18.3	17.2	17.1	16.9	16.3	16.0	15.9	15.2	14.0	14.5	13.9	14.2	15.2	14.3	14.4	16.8	15.3	14.3	13.6	14.4	13.2	12.4	10.4	11.9	12.3	11.5	9.6	12.2	4.9	1.6	0.2	-6.0	-2.6	49.6
2010	13.6	13.4	14.3	15.3	16.7	17.1	16.1	16.4	16.0	15.5	16.8	16.6	16.9	17.3	17.6	17.4	16.6	16.2	15.5	16.0	16.1	16.5	16.4	15.8	15.9	16.0	16.5	15.8	15.7	16.0	16.7	15.8	15.8	16.4	16.2	16.8	16.5	16.4	15.9	16.5	15.5	14.8	16.2	16.6	16.6	16.9	18.5	19.7	18.6	17.6	17.5	17.3	16.8	16.5	16.4	15.7	14.6	15.2	14.6	14.9	15.8	15.1	15.1	17.5	16.1	15.2	14.6	15.4	14.4	13.6	11.9	13.4	13.9	13.4	11.8	14.4	8.4	6.0	5.7	2.2	7.6	40.2	31.3
2011	13.4	13.2	14.0	15.0	16.3	16.7	15.8	16.1	15.7	15.1	16.5	16.3	16.6	17.0	17.2	17.0	16.3	15.8	15.2	15.6	15.7	16.1	16.0	15.4	15.5	15.6	16.1	15.4	15.3	15.5	16.3	15.4	15.4	15.9	15.7	16.3	16.0	15.8	15.4	16.0	15.0	14.3	15.6	16.0	16.0	16.2	17.8	19.0	17.9	16.9	16.7	16.5	16.0	15.7	15.6	14.9	13.8	14.3	13.7	14.0	14.8	14.1	14.1	16.3	14.9	14.0	13.3	14.0	13.0	12.2	10.5	11.8	12.1	11.5	9.9	12.0	6.5	4.3	3.7	0.5	4.1	22.8	11.2	-5.8
2012	13.4	13.2	14.0	15.0	16.4	16.7	15.8	16.1	15.7	15.2	16.5	16.3	16.6	17.0	17.2	17.0	16.3	15.8	15.2	15.6	15.8	16.1	16.1	15.4	15.5	15.6	16.1	15.4	15.3	15.6	16.3	15.4	15.4	16.0	15.7	16.3	16.1	15.9	15.4	16.0	15.0	14.4	15.6	16.0	16.1	16.3	17.8	18.9	17.9	16.9	16.8	16.6	16.0	15.8	15.6	15.0	14.0	14.4	13.9	14.1	14.9	14.2	14.2	16.3	15.0	14.1	13.5	14.2	13.2	12.5	10.9	12.2	12.5	12.0	10.6	12.5	7.6	5.8	5.6	3.2	6.6	21.4	13.2	5.2	17.3
2013	13.7	13.5	14.3	15.3	16.6	17.0	16.1	16.4	16.0	15.5	16.8	16.6	16.9	17.3	17.5	17.3	16.6	16.2	15.6	16.0	16.1	16.5	16.4	15.8	15.9	16.0	16.5	15.8	15.7	16.0	16.7	15.8	15.8	16.4	16.2	16.8	16.5	16.4	15.9	16.5	15.6	14.9	16.2	16.6	16.6	16.9	18.4	19.5	18.5	17.5	17.4	17.2	16.7	16.5	16.4	15.8	14.8	15.3	14.8	15.0	15.9	15.2	15.3	17.4	16.2	15.3	14.8	15.5	14.7	14.1	12.7	14.0	14.5	14.1	12.9	14.9	10.7	9.4	9.6	8.1	11.9	25.4	20.0	16.4	29.4	42.6
2014	13.6	13.4	14.2	15.2	16.5	16.9	15.9	16.2	15.9	15.3	16.6	16.4	16.7	17.1	17.3	17.1	16.4	16.0	15.4	15.8	15.9	16.3	16.2	15.6	15.7	15.8	16.3	15.6	15.5	15.8	16.5	15.6	15.6	16.2	15.9	16.5	16.3	16.1	15.6	16.2	15.3	14.7	15.9	16.3	16.3	16.5	18.0	19.1	18.0	17.1	17.0	16.8	16.3	16.1	16.0	15.4	14.4	14.9	14.4	14.6	15.4	14.7	14.8	16.8	15.6	14.8	14.3	14.9	14.1	13.5	12.1	13.3	13.7	13.3	12.2	13.9	10.0	8.8	8.9	7.5	10.7	21.4	16.5	13.0	20.1	21.5	3.4
2015	13.3	13.1	13.9	14.9	16.2	16.5	15.6	15.9	15.5	15.0	16.3	16.1	16.3	16.7	17.0	16.7	16.1	15.6	15.0	15.4	15.5	15.9	15.8	15.2	15.3	15.4	15.9	15.2	15.1	15.3	16.0	15.1	15.1	15.7	15.4	16.0	15.7	15.6	15.1	15.7	14.8	14.1	15.3	15.7	15.7	15.9	17.3	18.3	17.3	16.4	16.3	16.1	15.6	15.3	15.2	14.6	13.7	14.0	13.5	13.7	14.5	13.8	13.8	15.7	14.5	13.7	13.1	13.7	12.9	12.2	10.9	11.9	12.2	11.7	10.6	12.1	8.4	7.1	7.1	5.6	8.2	16.7	12.0	8.5	12.4	10.7	-2.4	-7.9
2016	13.6	13.4	14.2	15.1	16.4	16.7	15.8	16.1	15.8	15.3	16.5	16.3	16.6	17.0	17.2	17.0	16.3	15.9	15.3	15.7	15.8	16.2	16.1	15.5	15.6	15.7	16.2	15.5	15.4	15.6	16.3	15.5	15.5	16.0	15.8	16.4	16.1	15.9	15.5	16.1	15.2	14.6	15.7	16.1	16.1	16.3	17.7	18.7	17.8	16.9	16.8	16.6	16.1	15.9	15.8	15.2	14.3	14.7	14.2	14.4	15.2	14.6	14.6	16.4	15.3	14.6	14.1	14.7	13.9	13.4	12.2	13.2	13.5	13.2	12.2	13.7	10.4	9.4	9.5	8.4	11.1	19.1	15.3	12.8	17.0	16.9	9.4	12.5	37.3
2017	13.5	13.3	14.1	15.0	16.3	16.6	15.7	16.0	15.7	15.2	16.4	16.2	16.5	16.8	17.1	16.9	16.2	15.8	15.2	15.6	15.7	16.0	16.0	15.4	15.5	15.6	16.0	15.4	15.3	15.5	16.2	15.4	15.4	15.9	15.6	16.2	16.0	15.8	15.4	15.9	15.0	14.4	15.6	15.9	15.9	16.1	17.5	18.5	17.5	16.7	16.5	16.4	15.9	15.7	15.5	15.0	14.1	14.5	14.0	14.2	14.9	14.3	14.4	16.1	15.0	14.3	13.8	14.3	13.6	13.1	11.9	12.9	13.2	12.8	11.9	13.3	10.2	9.2	9.4	8.4	10.7	17.8	14.3	12.1	15.3	14.9	8.9	10.8	21.6	7.6
2018	13.2	13.0	13.7	14.6	15.9	16.2	15.3	15.6	15.3	14.8	16.0	15.8	16.1	16.4	16.6	16.4	15.8	15.3	14.8	15.2	15.2	15.6	15.5	14.9	15.0	15.1	15.5	14.9	14.8	15.0	15.6	14.8	14.8	15.3	15.1	15.6	15.4	15.2	14.8	15.3	14.4	13.8	14.9	15.2	15.2	15.4	16.7	17.6	16.7	15.9	15.7	15.5	15.1	14.8	14.7	14.1	13.2	13.6	13.1	13.3	13.9	13.3	13.3	14.9	13.9	13.1	12.6	13.1	12.3	11.8	10.6	11.5	11.7	11.2	10.3	11.5	8.5	7.5	7.5	6.4	8.4	14.3	10.9	8.6	10.9	9.8	4.2	4.4	8.9	-3.0	-12.6
2019	13.2	13.1	13.8	14.7	15.9	16.3	15.4	15.7	15.3	14.8	16.0	15.8	16.1	16.4	16.7	16.5	15.8	15.4	14.8	15.2	15.3	15.6	15.6	15.0	15.0	15.1	15.6	15.0	14.8	15.1	15.7	14.9	14.9	15.4	15.1	15.7	15.4	15.3	14.8	15.4	14.5	13.9	15.0	15.3	15.3	15.5	16.8	17.7	16.8	15.9	15.8	15.6	15.2	14.9	14.8	14.2	13.4	13.7	13.3	13.4	14.1	13.5	13.5	15.0	14.0	13.3	12.9	13.3	12.6	12.1	11.0	11.8	12.0	11.6	10.8	11.9	9.1	8.3	8.3	7.4	9.2	14.7	11.7	9.7	11.9	11.1	6.6	7.2	11.4	3.8	2.0	19.1
2020	13.1	13.0	13.7	14.6	15.8	16.1	15.2	15.5	15.2	14.7	15.9	15.7	15.9	16.3	16.5	16.3	15.6	15.2	14.7	15.0	15.1	15.4	15.4	14.8	14.9	15.0	15.4	14.8	14.7	14.9	15.5	14.7	14.7	15.2	14.9	15.4	15.2	15.0	14.6	15.1	14.3	13.7	14.8	15.1	15.1	15.2	16.5	17.4	16.5	15.6	15.5	15.3	14.9	14.6	14.5	14.0	13.1	13.5	13.0	13.1	13.8	13.2	13.2	14.7	13.7	13.0	12.5	12.9	12.2	11.7	10.7	11.4	11.6	11.2	10.4	11.4	8.8	8.0	8.0	7.1	8.8	13.8	11.0	9.1	10.9	10.2	6.2	6.6	9.8	3.8	2.6	11.2	3.8
2021	13.4	13.2	14.0	14.8	16.1	16.4	15.5	15.8	15.5	15.0	16.1	16.0	16.2	16.6	16.8	16.6	15.9	15.5	15.0	15.4	15.5	15.8	15.7	15.2	15.2	15.3	15.8	15.2	15.0	15.3	15.9	15.1	15.1	15.6	15.4	15.9	15.6	15.5	15.1	15.6	14.8	14.2	15.2	15.6	15.6	15.7	17.0	17.8	17.0	16.2	16.1	15.9	15.5	15.2	15.1	14.6	13.8	14.2	13.7	13.9	14.5	14.0	14.0	15.5	14.5	13.9	13.5	13.9	13.3	12.8	11.8	12.6	12.9	12.6	11.8	12.9	10.5	9.8	9.9	9.2	10.9	15.8	13.3	11.8	13.8	13.4	10.2	11.2	14.7	10.6	11.4	20.8	21.7	42.6
2022	13.2	13.0	13.7	14.6	15.8	16.1	15.3	15.5	15.2	14.7	15.9	15.7	15.9	16.3	16.5	16.3	15.7	15.2	14.7	15.1	15.2	15.5	15.4	14.9	14.9	15.0	15.4	14.8	14.7	14.9	15.5	14.8	14.7	15.2	15.0	15.5	15.3	15.1	14.7	15.2	14.4	13.8	14.8	15.1	15.1	15.3	16.5	17.3	16.5	15.7	15.5	15.4	14.9	14.7	14.6	14.1	13.3	13.6	13.2	13.3	13.9	13.4	13.4	14.8	13.8	13.2	12.8	13.2	12.5	12.1	11.1	11.9	12.0	11.7	11.0	11.9	9.6	8.9	9.0	8.2	9.8	14.2	11.8	10.3	11.9	11.4	8.4	9.0	11.7	7.9	7.9	13.8	12.1	16.5	-4.9
2023	13.2	13.1	13.8	14.6	15.8	16.1	15.3	15.5	15.2	14.7	15.9	15.7	15.9	16.3	16.5	16.3	15.7	15.3	14.7	15.1	15.2	15.5	15.4	14.9	14.9	15.0	15.4	14.8	14.7	14.9	15.5	14.8	14.8	15.2	15.0	15.5	15.3	15.1	14.7	15.2	14.4	13.8	14.8	15.1	15.1	15.3	16.4	17.3	16.4	15.7	15.5	15.4	15.0	14.7	14.6	14.1	13.4	13.7	13.3	13.4	14.0	13.4	13.4	14.8	13.9	13.3	12.9	13.3	12.7	12.2	11.3	12.0	12.2	11.9	11.2	12.1	9.9	9.2	9.3	8.7	10.1	14.3	12.1	10.7	12.2	11.8	9.1	9.7	12.2	9.0	9.2	14.2	13.0	16.2	4.9	15.7

Dimensional US Small Cap Growth Index

1975–2023



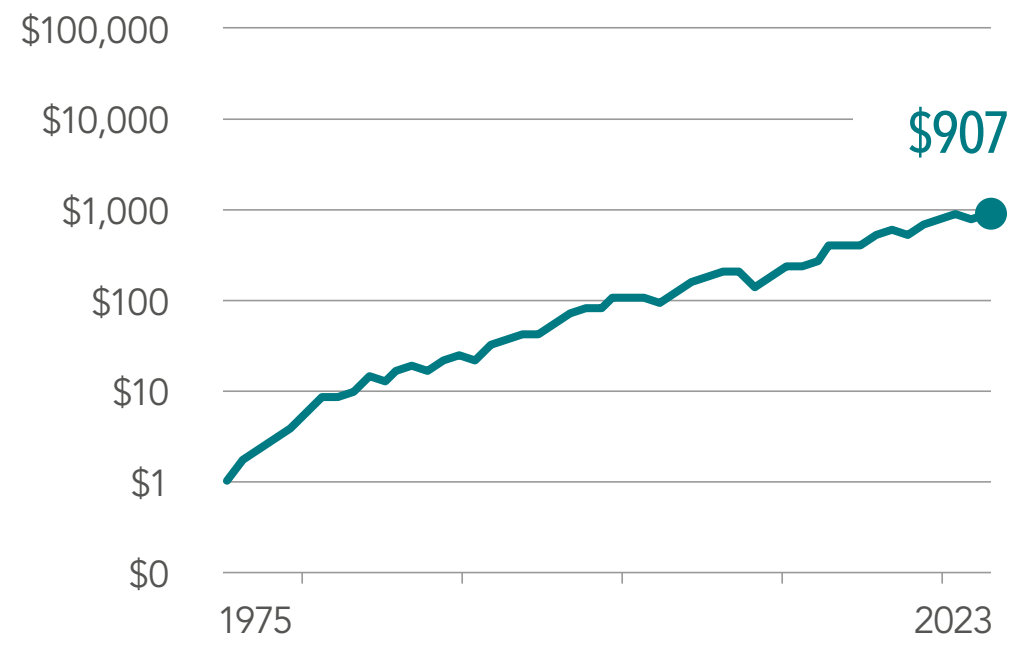

Growth of $1

See Sources and Descriptions of Data.

	1975	1976	1977	1978	1979	1980	1981	1982	1983	1984	1985	1986	1987	1988	1989	1990	1991	1992	1993	1994	1995	1996	1997	1998	1999	2000	2001	2002	2003	2004	2005	2006	2007	2008	2009	2010	2011	2012	2013	2014	2015	2016	2017	2018	2019	2020	2021	2022	2023
1975	62.6
1976	52.0	42.0
1977	41.8	32.4	23.4
1978	37.1	29.6	23.7	24.1
1979	39.4	34.2	31.7	36.0	49.1
1980	42.1	38.3	37.4	42.4	52.5	56.1
1981	34.6	30.5	28.3	29.5	31.4	23.3	-2.5
1982	34.0	30.3	28.4	29.5	30.9	25.3	12.3	29.3
1983	34.0	30.8	29.2	30.2	31.5	27.4	19.1	31.6	34.1
1984	28.7	25.5	23.5	23.5	23.5	18.9	11.1	16.0	9.9	-9.9
1985	29.3	26.3	24.7	24.9	25.0	21.4	15.4	20.4	17.6	10.1	34.6
1986	27.3	24.5	22.8	22.8	22.6	19.2	14.0	17.6	14.9	9.1	20.1	7.2
1987	23.8	21.1	19.3	18.9	18.3	15.0	10.1	12.3	9.2	3.7	8.8	-2.2	-10.8
1988	24.1	21.5	19.9	19.6	19.2	16.3	12.1	14.3	12.0	8.1	13.1	6.7	6.5	27.2
1989	23.7	21.3	19.8	19.5	19.1	16.5	12.8	14.8	12.9	9.7	14.1	9.5	10.3	22.7	18.4
1990	20.8	18.4	16.9	16.4	15.7	13.1	9.5	11.0	8.9	5.7	8.5	4.0	3.2	8.3	-0.1	-15.7
1991	22.3	20.2	18.8	18.5	18.1	15.8	12.7	14.4	12.8	10.4	13.7	10.5	11.2	17.5	14.4	12.5	50.1
1992	21.9	19.9	18.6	18.3	17.9	15.8	12.9	14.4	13.0	10.9	13.8	11.2	11.8	17.0	14.6	13.4	31.4	15.1
1993	21.5	19.6	18.4	18.1	17.7	15.7	13.1	14.5	13.2	11.3	14.0	11.6	12.3	16.7	14.7	13.8	25.7	15.0	15.0
1994	20.4	18.5	17.3	16.9	16.5	14.6	12.1	13.3	12.1	10.2	12.5	10.3	10.7	14.1	12.1	10.9	18.7	9.8	7.3	0.1
1995	20.8	19.0	17.9	17.6	17.2	15.5	13.2	14.4	13.3	11.8	14.0	12.1	12.7	16.0	14.5	13.9	20.9	14.5	14.4	14.0	29.9
1996	20.9	19.2	18.1	17.9	17.5	15.9	13.7	14.9	14.0	12.5	14.7	13.0	13.6	16.7	15.4	15.0	21.1	16.1	16.3	16.7	26.1	22.3
1997	21.0	19.4	18.4	18.2	17.9	16.3	14.3	15.5	14.6	13.3	15.4	13.9	14.5	17.4	16.4	16.1	21.5	17.4	17.8	18.5	25.4	23.2	24.1
1998	19.9	18.4	17.4	17.1	16.8	15.3	13.3	14.4	13.5	12.2	14.0	12.6	13.0	15.5	14.4	13.9	18.3	14.3	14.2	14.1	17.9	14.1	10.2	-2.1
1999	20.1	18.6	17.6	17.4	17.1	15.7	13.9	14.9	14.1	12.9	14.6	13.3	13.8	16.1	15.2	14.9	18.9	15.5	15.5	15.6	19.0	16.4	14.5	10.0	23.7
2000	19.3	17.8	16.9	16.6	16.3	14.9	13.2	14.1	13.3	12.2	13.7	12.5	12.9	14.9	14.0	13.6	17.0	13.8	13.6	13.4	15.8	13.2	11.0	7.0	11.9	1.1
2001	18.8	17.3	16.4	16.2	15.8	14.5	12.8	13.7	12.9	11.8	13.3	12.0	12.4	14.2	13.3	12.9	15.9	13.0	12.7	12.5	14.3	11.9	10.0	6.7	9.8	3.5	5.9
2002	17.4	16.0	15.1	14.8	14.4	13.1	11.5	12.2	11.4	10.3	11.6	10.3	10.5	12.1	11.1	10.6	13.1	10.2	9.8	9.2	10.4	7.9	5.6	2.3	3.4	-2.6	-4.4	-13.7
2003	18.1	16.8	15.9	15.7	15.3	14.1	12.6	13.3	12.6	11.6	12.9	11.8	12.1	13.7	12.8	12.5	15.0	12.4	12.2	11.9	13.3	11.4	9.9	7.8	9.9	6.6	8.5	9.9	39.8
2004	18.3	17.0	16.2	16.0	15.7	14.5	13.0	13.8	13.1	12.2	13.4	12.4	12.7	14.3	13.5	13.2	15.6	13.3	13.1	13.0	14.4	12.7	11.6	9.9	12.1	9.9	12.2	14.4	31.7	24.0
2005	18.0	16.8	16.0	15.7	15.4	14.3	12.9	13.6	13.0	12.1	13.3	12.3	12.6	14.0	13.3	13.0	15.2	13.1	12.9	12.7	14.0	12.5	11.4	9.9	11.8	9.9	11.7	13.3	24.0	16.8	10.0
2006	18.0	16.8	16.0	15.8	15.5	14.4	13.0	13.7	13.1	12.3	13.4	12.5	12.8	14.2	13.5	13.2	15.3	13.3	13.2	13.0	14.2	12.8	11.9	10.7	12.4	10.8	12.5	13.9	22.1	16.7	13.2	16.6
2007	17.4	16.3	15.5	15.3	15.0	13.9	12.6	13.2	12.6	11.8	12.8	11.9	12.2	13.5	12.8	12.5	14.4	12.5	12.3	12.1	13.1	11.8	10.9	9.7	11.0	9.6	10.8	11.7	17.5	12.6	9.0	8.5	1.0
2008	15.4	14.2	13.5	13.2	12.8	11.7	10.4	10.9	10.3	9.4	10.3	9.3	9.4	10.5	9.7	9.3	10.9	8.9	8.6	8.2	8.8	7.3	6.1	4.6	5.3	3.4	3.7	3.4	6.6	1.0	-4.1	-8.4	-18.8	-34.7
2009	15.9	14.7	14.0	13.7	13.4	12.3	11.1	11.6	11.0	10.2	11.1	10.2	10.3	11.4	10.7	10.3	11.9	10.1	9.8	9.5	10.1	8.8	7.8	6.6	7.4	5.9	6.5	6.5	9.8	5.4	2.1	0.2	-4.7	-7.5	31.1
2010	16.2	15.1	14.4	14.1	13.8	12.8	11.6	12.2	11.6	10.8	11.7	10.9	11.1	12.1	11.5	11.2	12.7	11.0	10.8	10.6	11.2	10.1	9.3	8.2	9.1	7.9	8.6	8.9	12.1	8.6	6.2	5.5	2.9	3.5	30.3	29.6
2011	15.8	14.7	14.0	13.7	13.4	12.4	11.3	11.8	11.2	10.5	11.3	10.5	10.6	11.6	11.0	10.7	12.1	10.5	10.2	10.0	10.6	9.5	8.7	7.7	8.5	7.3	7.8	8.0	10.8	7.6	5.4	4.7	2.5	2.8	19.6	14.3	0.8
2012	15.9	14.8	14.1	13.9	13.6	12.7	11.5	12.0	11.5	10.8	11.6	10.8	10.9	11.9	11.3	11.0	12.4	10.9	10.7	10.5	11.1	10.0	9.3	8.4	9.2	8.2	8.8	9.0	11.6	8.8	7.1	6.7	5.1	6.0	19.6	16.0	9.7	19.4
2013	16.5	15.5	14.8	14.6	14.3	13.4	12.4	12.9	12.4	11.7	12.5	11.8	12.0	13.0	12.4	12.2	13.6	12.2	12.0	11.9	12.6	11.7	11.1	10.3	11.2	10.3	11.1	11.5	14.1	11.9	10.6	10.7	9.8	11.4	23.9	22.2	19.8	30.7	43.1
2014	16.2	15.2	14.5	14.3	14.1	13.2	12.1	12.6	12.1	11.5	12.3	11.6	11.7	12.7	12.1	11.9	13.2	11.8	11.7	11.5	12.1	11.3	10.7	10.0	10.8	9.9	10.6	11.0	13.3	11.2	10.0	10.0	9.2	10.4	20.5	18.5	15.8	21.3	22.3	4.5
2015	15.7	14.7	14.1	13.9	13.6	12.8	11.7	12.2	11.7	11.1	11.8	11.1	11.3	12.1	11.6	11.4	12.6	11.3	11.1	10.9	11.5	10.6	10.0	9.3	10.0	9.2	9.8	10.1	12.1	10.1	8.9	8.8	8.0	8.9	17.1	15.0	12.2	15.3	13.9	1.7	-1.1
2016	15.8	14.9	14.3	14.0	13.8	12.9	11.9	12.4	11.9	11.3	12.0	11.4	11.5	12.4	11.9	11.7	12.9	11.6	11.5	11.3	11.8	11.0	10.5	9.8	10.6	9.8	10.4	10.7	12.7	10.8	9.8	9.8	9.1	10.1	17.5	15.6	13.5	16.2	15.4	7.4	8.9	19.9
2017	15.9	14.9	14.4	14.1	13.9	13.1	12.1	12.5	12.1	11.5	12.2	11.6	11.7	12.6	12.1	11.9	13.1	11.9	11.7	11.6	12.1	11.4	10.9	10.3	11.0	10.3	10.8	11.2	13.1	11.4	10.4	10.5	9.9	10.9	17.6	16.0	14.2	16.6	16.0	10.1	12.0	19.2	18.5
2018	15.1	14.2	13.6	13.4	13.2	12.4	11.4	11.8	11.3	10.8	11.4	10.8	10.9	11.7	11.2	11.0	12.1	10.9	10.7	10.5	11.0	10.2	9.7	9.1	9.7	9.0	9.4	9.6	11.3	9.6	8.6	8.5	7.9	8.5	14.2	12.5	10.5	11.9	10.7	5.2	5.4	7.6	2.0	-12.2
2019	15.4	14.5	13.9	13.7	13.5	12.7	11.8	12.2	11.7	11.2	11.8	11.2	11.3	12.1	11.7	11.5	12.5	11.4	11.2	11.1	11.6	10.9	10.4	9.8	10.4	9.8	10.3	10.5	12.1	10.6	9.7	9.7	9.2	9.9	15.3	13.8	12.1	13.7	12.9	8.5	9.3	12.1	9.5	5.3	26.4
2020	15.5	14.6	14.0	13.8	13.6	12.8	11.9	12.3	11.9	11.4	12.0	11.4	11.6	12.3	11.9	11.7	12.7	11.6	11.5	11.4	11.8	11.2	10.7	10.2	10.8	10.2	10.7	10.9	12.5	11.1	10.3	10.3	9.9	10.6	15.6	14.2	12.8	14.2	13.6	9.9	10.9	13.4	11.8	9.7	22.6	19.0
2021	15.6	14.8	14.2	14.0	13.8	13.1	12.2	12.6	12.2	11.6	12.3	11.7	11.9	12.6	12.2	12.0	13.0	12.0	11.9	11.8	12.2	11.6	11.2	10.7	11.3	10.7	11.2	11.5	13.0	11.7	11.0	11.0	10.7	11.4	16.1	14.9	13.7	15.0	14.6	11.4	12.5	14.9	13.9	12.8	22.6	20.8	22.6
2022	14.7	13.9	13.4	13.1	12.9	12.2	11.3	11.7	11.3	10.7	11.3	10.8	10.9	11.5	11.1	10.9	11.9	10.8	10.7	10.5	10.9	10.3	9.8	9.3	9.8	9.2	9.6	9.8	11.1	9.8	9.0	9.0	8.5	9.0	13.1	11.8	10.5	11.4	10.6	7.5	7.9	9.2	7.5	5.5	10.4	5.6	-0.6	-19.4
2023	14.9	14.1	13.6	13.3	13.1	12.4	11.6	11.9	11.5	11.0	11.6	11.1	11.2	11.9	11.4	11.2	12.2	11.2	11.0	10.9	11.3	10.7	10.3	9.8	10.3	9.8	10.2	10.4	11.6	10.4	9.7	9.7	9.3	9.9	13.7	12.6	11.4	12.3	11.7	9.0	9.5	10.9	9.6	8.2	12.8	9.7	6.7	-0.4	23.0

NASDAQ Composite Index

1972–2023



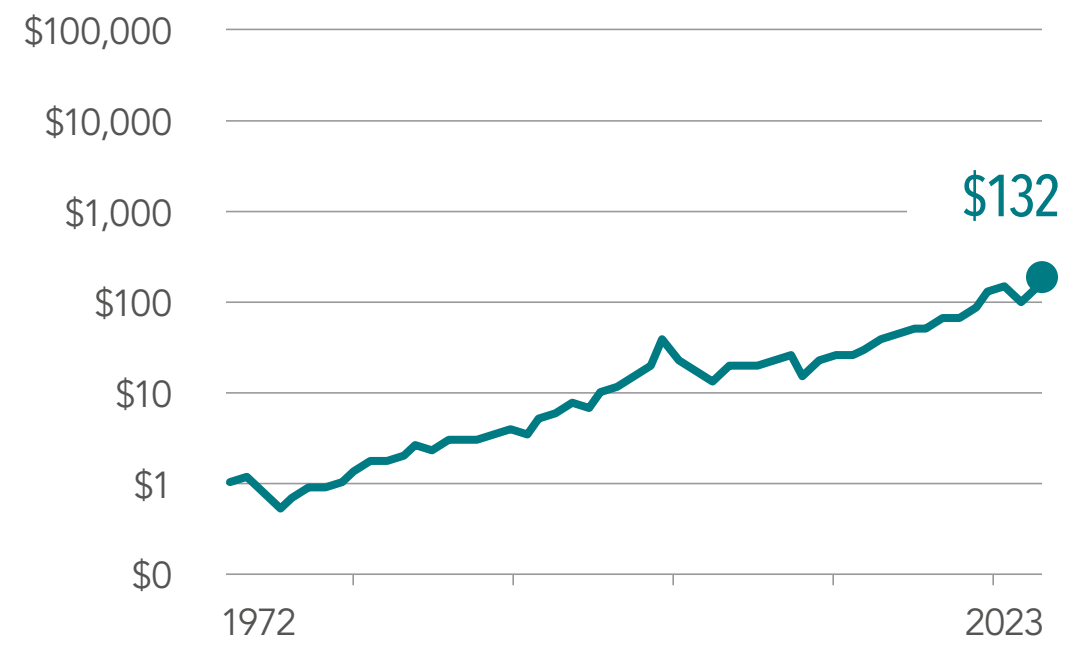

Growth of $1

See Sources and Descriptions of Data.

	1972	1973	1974	1975	1976	1977	1978	1979	1980	1981	1982	1983	1984	1985	1986	1987	1988	1989	1990	1991	1992	1993	1994	1995	1996	1997	1998	1999	2000	2001	2002	2003	2004	2005	2006	2007	2008	2009	2010	2011	2012	2013	2014	2015	2016	2017	2018	2019	2020	2021	2022	2023
1972	17.2
1973	-10.1	-31.1
1974	-19.4	-33.1	-35.1
1975	-9.2	-16.6	-8.2	29.8
1976	-3.0	-7.5	2.0	27.9	26.1
1977	-1.4	-4.7	3.3	20.6	16.3	7.3
1978	0.5	-2.1	5.1	18.5	15.0	9.8	12.3
1979	3.6	1.8	8.6	20.4	18.1	15.6	19.9	28.1
1980	6.6	5.3	11.9	22.5	21.1	19.9	24.4	31.0	33.9
1981	5.5	4.3	9.9	18.5	16.7	14.9	16.8	18.4	13.8	-3.2
1982	6.7	5.7	10.8	18.5	17.0	15.5	17.2	18.5	15.4	7.2	18.7
1983	7.7	6.9	11.7	18.6	17.3	16.1	17.7	18.8	16.5	11.2	19.3	19.9
1984	6.1	5.3	9.4	15.3	13.7	12.3	13.0	13.1	10.4	5.1	8.1	3.2	-11.2
1985	7.8	7.1	11.1	16.6	15.4	14.3	15.2	15.6	13.6	10.0	13.5	11.9	8.0	31.5
1986	7.7	7.1	10.8	15.8	14.6	13.6	14.3	14.5	12.7	9.5	12.2	10.7	7.8	18.8	7.3
1987	6.9	6.2	9.5	14.1	12.8	11.7	12.1	12.1	10.3	7.3	9.1	7.3	4.4	10.1	0.8	-5.3
1988	7.4	6.8	9.9	14.1	13.0	12.0	12.4	12.4	10.8	8.2	10.0	8.6	6.5	11.4	5.5	4.6	15.4
1989	8.0	7.5	10.5	14.5	13.5	12.5	13.0	13.1	11.6	9.4	11.1	10.1	8.5	13.0	8.7	9.2	17.3	19.3
1990	6.4	5.9	8.6	12.1	11.0	10.0	10.3	10.1	8.6	6.3	7.4	6.1	4.3	7.1	2.8	1.7	4.2	-1.0	-17.8
1991	8.5	8.1	10.8	14.4	13.5	12.7	13.1	13.1	12.0	10.2	11.6	10.8	9.7	13.1	10.3	10.9	15.4	15.4	13.5	56.8
1992	8.8	8.4	11.1	14.4	13.6	12.8	13.2	13.3	12.2	10.6	11.9	11.3	10.4	13.4	11.0	11.7	15.4	15.4	14.2	34.6	15.5
1993	9.1	8.7	11.2	14.4	13.7	13.0	13.3	13.4	12.4	10.9	12.2	11.6	10.8	13.6	11.5	12.1	15.3	15.3	14.3	27.6	15.1	14.7
1994	8.5	8.2	10.5	13.5	12.7	12.0	12.3	12.3	11.3	9.8	10.9	10.3	9.4	11.8	9.8	10.1	12.5	12.0	10.6	19.1	8.6	5.4	-3.2
1995	9.7	9.4	11.7	14.6	13.9	13.3	13.7	13.7	12.9	11.6	12.8	12.3	11.7	14.1	12.5	13.1	15.6	15.6	15.0	23.0	15.7	15.8	16.4	39.9
1996	10.2	9.9	12.2	15.0	14.3	13.8	14.1	14.2	13.4	12.3	13.4	13.0	12.5	14.8	13.4	14.0	16.3	16.5	16.1	22.9	17.1	17.5	18.5	31.0	22.7
1997	10.6	10.4	12.5	15.3	14.6	14.1	14.5	14.6	13.9	12.8	13.9	13.6	13.1	15.3	14.0	14.7	16.9	17.0	16.8	22.8	17.8	18.3	19.2	27.8	22.2	21.6
1998	11.6	11.4	13.5	16.2	15.6	15.2	15.6	15.7	15.1	14.2	15.3	15.1	14.7	16.9	15.8	16.6	18.8	19.1	19.1	24.7	20.7	21.6	23.1	30.7	27.7	30.3	39.6
1999	13.6	13.5	15.7	18.4	17.9	17.6	18.1	18.4	17.9	17.1	18.4	18.3	18.2	20.5	19.8	20.8	23.3	24.0	24.5	30.4	27.4	29.2	31.8	40.2	40.2	46.6	61.0	85.6
2000	11.2	11.0	13.0	15.4	14.8	14.4	14.7	14.8	14.2	13.3	14.3	14.0	13.7	15.5	14.5	15.0	16.7	16.8	16.6	20.8	17.3	17.6	18.0	21.9	18.6	17.6	16.3	6.1	-39.3
2001	9.9	9.7	11.5	13.8	13.2	12.7	12.9	13.0	12.3	11.4	12.2	11.8	11.4	12.9	11.8	12.2	13.5	13.4	12.9	16.2	12.8	12.5	12.2	14.6	10.8	8.6	5.6	-3.8	-30.8	-21.1
2002	8.3	8.0	9.7	11.7	11.1	10.6	10.7	10.6	9.9	9.0	9.6	9.1	8.6	9.8	8.7	8.8	9.8	9.4	8.6	11.2	7.8	7.0	6.2	7.4	3.5	0.6	-3.2	-11.7	-31.0	-26.5	-31.5
2003	9.4	9.1	10.8	12.9	12.3	11.8	12.0	12.0	11.4	10.5	11.1	10.8	10.4	11.6	10.6	10.8	11.9	11.7	11.2	13.8	10.8	10.4	9.9	11.5	8.4	6.5	4.1	-1.8	-16.2	-6.7	1.3	50.0
2004	9.3	9.1	10.7	12.7	12.2	11.7	11.9	11.9	11.3	10.4	11.0	10.7	10.3	11.5	10.5	10.7	11.7	11.5	11.0	13.4	10.6	10.2	9.8	11.2	8.4	6.7	4.8	-0.1	-11.8	-3.1	3.7	27.6	8.6
2005	9.1	8.9	10.4	12.3	11.8	11.3	11.5	11.5	10.9	10.0	10.6	10.3	9.9	11.0	10.0	10.2	11.1	10.9	10.4	12.6	9.9	9.5	9.1	10.3	7.7	6.1	4.3	0.1	-9.7	-2.2	3.1	18.2	4.9	1.4
2006	9.1	8.9	10.4	12.3	11.7	11.3	11.4	11.4	10.8	10.0	10.6	10.2	9.8	10.9	10.0	10.2	11.0	10.8	10.3	12.4	9.9	9.5	9.1	10.2	7.8	6.5	4.9	1.2	-7.2	-0.4	4.4	16.0	6.4	5.4	9.5
2007	9.1	8.9	10.4	12.2	11.7	11.2	11.4	11.3	10.8	10.0	10.5	10.2	9.8	10.9	10.0	10.1	11.0	10.7	10.3	12.2	9.9	9.5	9.2	10.2	8.0	6.8	5.4	2.1	-5.2	1.0	5.3	14.7	7.3	6.8	9.7	9.8
2008	7.4	7.1	8.5	10.1	9.6	9.1	9.1	9.0	8.4	7.6	8.0	7.6	7.2	8.0	7.1	7.1	7.7	7.4	6.8	8.3	6.0	5.4	4.8	5.4	3.2	1.7	0.0	-3.2	-10.0	-5.5	-3.0	2.8	-4.7	-7.7	-10.6	-19.2	-40.5
2009	8.2	8.0	9.3	10.9	10.4	10.0	10.1	10.0	9.5	8.7	9.1	8.8	8.4	9.3	8.4	8.5	9.2	8.9	8.4	10.0	7.8	7.4	6.9	7.6	5.6	4.4	3.1	0.3	-5.7	-0.9	1.9	7.9	2.1	0.8	0.7	-2.1	-7.5	43.9
2010	8.4	8.2	9.5	11.1	10.6	10.2	10.3	10.2	9.7	9.0	9.4	9.1	8.7	9.6	8.8	8.8	9.5	9.2	8.8	10.3	8.3	7.9	7.5	8.2	6.4	5.3	4.1	1.6	-3.8	0.7	3.5	9.0	4.1	3.4	3.8	2.4	0.0	29.7	16.9
2011	8.1	7.9	9.2	10.7	10.3	9.8	9.9	9.8	9.3	8.6	9.0	8.7	8.3	9.1	8.3	8.4	9.0	8.7	8.3	9.7	7.7	7.4	7.0	7.6	5.8	4.8	3.7	1.3	-3.6	0.5	2.9	7.7	3.3	2.6	2.8	1.5	-0.4	18.2	7.1	-1.8
2012	8.3	8.1	9.4	10.9	10.4	10.0	10.1	10.0	9.5	8.8	9.2	8.9	8.6	9.3	8.6	8.7	9.3	9.0	8.6	10.0	8.1	7.8	7.4	8.0	6.4	5.5	4.5	2.3	-2.3	1.7	4.1	8.5	4.7	4.2	4.6	3.8	2.6	17.6	10.0	6.7	15.9
2013	8.9	8.8	10.0	11.5	11.1	10.7	10.8	10.7	10.3	9.6	10.0	9.8	9.4	10.2	9.5	9.6	10.2	10.0	9.7	11.1	9.3	9.1	8.8	9.4	8.0	7.2	6.3	4.4	0.2	4.1	6.6	10.9	7.6	7.5	8.3	8.1	7.9	21.5	16.5	16.3	26.6	38.3
2014	9.1	8.9	10.1	11.5	11.1	10.7	10.8	10.8	10.3	9.7	10.1	9.9	9.6	10.3	9.7	9.8	10.4	10.2	9.8	11.2	9.5	9.2	9.0	9.6	8.2	7.5	6.7	4.9	1.0	4.8	7.1	11.1	8.1	8.1	8.9	8.8	8.6	20.1	15.9	15.6	22.0	25.2	13.4
2015	9.0	8.8	10.0	11.4	11.0	10.6	10.7	10.7	10.2	9.6	10.0	9.8	9.4	10.2	9.5	9.6	10.2	10.0	9.7	10.9	9.3	9.1	8.8	9.4	8.1	7.4	6.7	5.0	1.3	4.8	7.0	10.7	7.9	7.9	8.5	8.4	8.3	17.9	14.1	13.5	17.7	18.4	9.5	5.7
2016	8.9	8.8	9.9	11.3	10.9	10.5	10.6	10.6	10.1	9.5	9.9	9.7	9.4	10.1	9.5	9.6	10.1	9.9	9.6	10.8	9.3	9.0	8.8	9.4	8.1	7.4	6.7	5.1	1.7	5.0	7.0	10.5	7.9	7.8	8.5	8.3	8.2	16.6	13.1	12.5	15.6	15.6	8.8	6.6	7.5
2017	9.3	9.2	10.3	11.7	11.3	10.9	11.0	11.0	10.6	10.0	10.4	10.2	9.9	10.6	10.0	10.1	10.7	10.5	10.2	11.4	9.9	9.7	9.5	10.1	8.9	8.3	7.7	6.2	3.0	6.2	8.2	11.6	9.2	9.3	10.0	10.0	10.0	17.8	14.9	14.6	17.6	18.0	13.4	13.4	17.4	28.2
2018	9.0	8.9	10.0	11.3	10.9	10.6	10.6	10.6	10.2	9.6	10.0	9.8	9.5	10.2	9.6	9.6	10.2	10.0	9.7	10.8	9.4	9.2	9.0	9.5	8.3	7.7	7.1	5.7	2.6	5.6	7.5	10.5	8.3	8.3	8.8	8.8	8.7	15.5	12.7	12.1	14.3	14.0	9.7	8.8	9.8	11.0	-3.9
2019	9.5	9.4	10.5	11.8	11.4	11.1	11.2	11.1	10.7	10.2	10.6	10.4	10.1	10.8	10.2	10.3	10.9	10.7	10.5	11.6	10.2	10.0	9.9	10.4	9.3	8.8	8.2	6.9	4.0	7.0	8.8	11.9	9.8	9.9	10.5	10.6	10.7	17.1	14.7	14.5	16.7	16.8	13.6	13.6	15.7	18.6	14.0	35.2
2020	10.1	10.0	11.1	12.4	12.0	11.7	11.8	11.8	11.5	10.9	11.3	11.1	10.9	11.6	11.1	11.2	11.7	11.6	11.4	12.5	11.2	11.1	11.0	11.5	10.5	10.1	9.6	8.4	5.6	8.6	10.4	13.4	11.6	11.8	12.5	12.7	12.9	19.1	17.1	17.1	19.4	19.9	17.5	18.2	20.8	24.4	23.1	39.4	43.6
2021	10.3	10.2	11.3	12.6	12.2	11.9	12.0	12.0	11.7	11.2	11.6	11.4	11.2	11.9	11.4	11.5	12.0	11.9	11.7	12.8	11.6	11.4	11.3	11.9	10.9	10.5	10.1	8.9	6.3	9.2	11.0	13.8	12.1	12.3	13.0	13.3	13.5	19.3	17.5	17.5	19.6	20.1	17.9	18.6	20.9	23.8	22.7	33.1	32.0	21.4
2022	9.3	9.1	10.1	11.4	11.0	10.7	10.8	10.7	10.4	9.9	10.2	10.0	9.7	10.4	9.8	9.9	10.4	10.2	10.0	11.0	9.7	9.6	9.4	9.9	8.9	8.4	7.9	6.7	4.2	6.8	8.3	10.8	9.1	9.1	9.6	9.6	9.6	14.5	12.5	12.1	13.5	13.2	10.7	10.4	11.1	11.7	8.7	12.1	5.3	-9.9	-33.1
2023	9.8	9.7	10.7	11.9	11.6	11.3	11.4	11.4	11.0	10.5	10.9	10.7	10.5	11.1	10.6	10.7	11.2	11.1	10.8	11.8	10.7	10.5	10.4	10.9	10.0	9.5	9.1	8.0	5.6	8.2	9.7	12.2	10.6	10.7	11.2	11.3	11.4	16.2	14.4	14.3	15.7	15.7	13.6	13.7	14.7	15.8	13.8	17.7	13.7	5.2	-2.0	43.4

MSCI All Country World Index

1988–2023

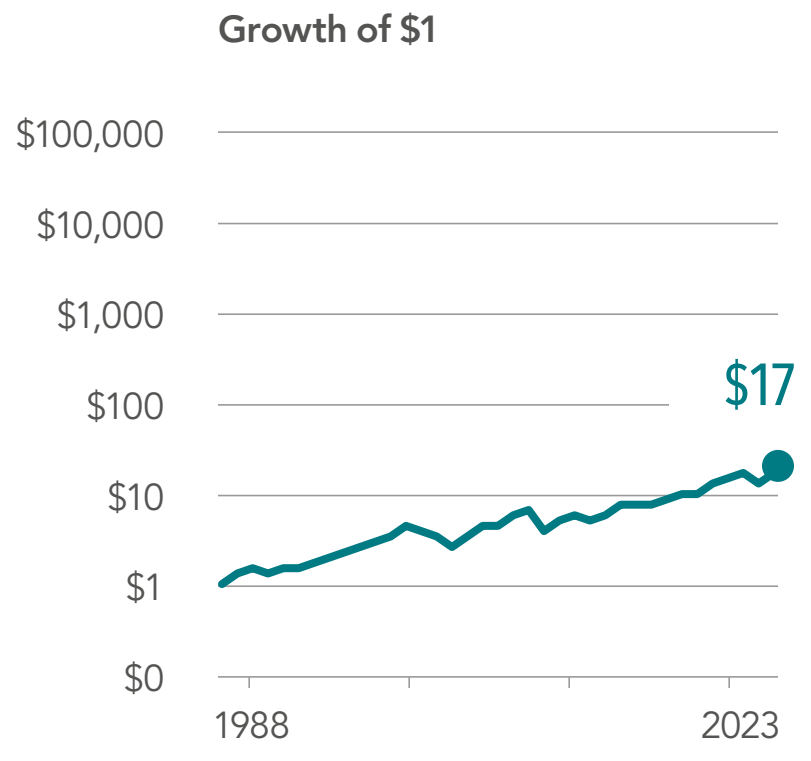

See Sources and Descriptions of Data.

	1988	1989	1990	1991	1992	1993	1994	1995	1996	1997	1998	1999	2000	2001	2002	2003	2004	2005	2006	2007	2008	2009	2010	2011	2012	2013	2014	2015	2016	2017	2018	2019	2020	2021	2022	2023
1988	24.0
1989	20.8	17.6
1990	6.8	-0.9	-16.5
1991	9.9	5.6	0.1	19.9
1992	6.9	3.1	-1.4	7.2	-4.2
1993	9.7	7.1	4.6	12.8	9.4	24.9
1994	9.1	6.8	4.7	10.8	7.9	14.5	5.0
1995	10.3	8.5	7.0	12.5	10.7	16.1	12.0	19.5
1996	10.6	9.1	7.9	12.6	11.2	15.4	12.4	16.3	13.2
1997	11.1	9.7	8.7	12.9	11.8	15.3	13.0	15.9	14.1	15.0
1998	12.0	10.9	10.1	14.0	13.2	16.4	14.8	17.4	16.7	18.4	22.0
1999	13.2	12.2	11.7	15.4	14.8	17.8	16.7	19.2	19.1	21.2	24.4	26.8
2000	10.8	9.8	9.1	12.0	11.2	13.3	11.7	12.9	11.6	11.2	10.0	4.5	-13.9
2001	8.6	7.6	6.7	9.2	8.1	9.6	7.8	8.2	6.5	5.2	2.9	-2.8	-14.9	-15.9
2002	6.5	5.4	4.5	6.5	5.3	6.3	4.5	4.4	2.4	0.7	-1.9	-7.1	-16.3	-17.5	-19.0
2003	8.1	7.1	6.4	8.4	7.5	8.6	7.1	7.4	6.0	5.0	3.4	0.0	-5.7	-2.8	4.4	34.6
2004	8.5	7.7	7.0	8.9	8.1	9.2	7.9	8.2	7.0	6.3	5.1	2.5	-1.8	1.5	8.1	24.8	15.8
2005	8.7	7.9	7.3	9.1	8.4	9.4	8.2	8.5	7.4	6.8	5.8	3.7	0.3	3.4	8.9	20.2	13.5	11.4
2006	9.3	8.6	8.1	9.8	9.2	10.2	9.2	9.5	8.6	8.2	7.5	5.8	3.1	6.2	11.3	20.5	16.1	16.3	21.5
2007	9.5	8.8	8.3	10.0	9.4	10.3	9.4	9.7	8.9	8.6	7.9	6.5	4.2	7.1	11.5	18.8	15.1	14.9	16.8	12.2
2008	6.2	5.4	4.8	6.1	5.4	6.0	4.9	4.9	3.8	3.1	2.0	0.2	-2.4	-0.8	1.6	5.5	0.4	-3.1	-7.4	-19.2	-41.8
2009	7.4	6.7	6.2	7.5	6.9	7.6	6.6	6.7	5.8	5.2	4.5	3.0	0.9	2.7	5.3	9.3	5.6	3.6	1.8	-4.0	-11.3	35.4
2010	7.7	7.0	6.5	7.8	7.2	7.9	6.9	7.1	6.3	5.8	5.1	3.8	2.0	3.7	6.1	9.8	6.6	5.2	4.0	0.0	-3.8	23.8	13.2
2011	7.0	6.3	5.8	7.0	6.4	7.0	6.1	6.2	5.4	4.9	4.2	3.0	1.2	2.7	4.8	7.8	4.8	3.4	2.1	-1.4	-4.5	12.6	2.7	-6.9
2012	7.4	6.7	6.3	7.5	6.9	7.5	6.7	6.7	6.0	5.6	5.0	3.9	2.3	3.8	5.8	8.7	6.1	5.0	4.1	1.4	-0.6	13.6	7.2	4.3	16.8
2013	8.0	7.4	7.0	8.1	7.6	8.2	7.4	7.6	6.9	6.6	6.1	5.1	3.7	5.2	7.2	9.9	7.7	6.9	6.3	4.3	3.0	15.5	11.0	10.3	20.1	23.4
2014	7.8	7.3	6.9	8.0	7.5	8.0	7.3	7.4	6.8	6.5	6.0	5.1	3.8	5.2	7.0	9.5	7.4	6.6	6.1	4.4	3.3	13.7	9.7	8.9	14.7	13.7	4.7
2015	7.5	6.9	6.5	7.6	7.1	7.6	6.9	7.0	6.4	6.0	5.5	4.6	3.4	4.7	6.3	8.6	6.6	5.8	5.3	3.6	2.6	11.3	7.7	6.7	10.3	8.3	1.4	-1.8
2016	7.5	7.0	6.6	7.6	7.1	7.6	6.9	7.0	6.5	6.1	5.7	4.9	3.7	4.9	6.5	8.6	6.8	6.1	5.6	4.1	3.3	10.9	7.8	7.0	10.0	8.3	3.7	3.2	8.5
2017	8.0	7.5	7.2	8.2	7.8	8.3	7.6	7.7	7.2	7.0	6.6	5.8	4.8	6.0	7.5	9.6	8.0	7.4	7.1	5.8	5.2	12.4	9.8	9.3	12.3	11.4	8.6	9.9	16.3	24.6
2018	7.5	6.9	6.6	7.5	7.1	7.5	6.9	7.0	6.5	6.2	5.8	5.0	4.0	5.1	6.5	8.3	6.7	6.1	5.7	4.5	3.8	10.0	7.5	6.9	9.0	7.7	4.8	4.9	7.2	6.5	-8.9
2019	8.0	7.5	7.2	8.1	7.7	8.2	7.6	7.7	7.3	7.0	6.7	6.0	5.0	6.2	7.5	9.3	7.9	7.4	7.1	6.1	5.6	11.5	9.4	9.0	11.1	10.3	8.3	9.0	11.9	13.0	7.7	27.3
2020	8.3	7.8	7.5	8.4	8.1	8.5	8.0	8.1	7.6	7.4	7.1	6.5	5.6	6.7	8.0	9.7	8.4	8.0	7.8	6.8	6.4	11.9	10.0	9.7	11.7	11.1	9.5	10.3	12.9	14.0	10.6	21.9	16.8
2021	8.6	8.1	7.9	8.8	8.4	8.9	8.3	8.5	8.1	7.9	7.6	7.0	6.2	7.2	8.5	10.2	9.0	8.6	8.4	7.6	7.3	12.5	10.8	10.5	12.4	12.0	10.6	11.5	13.9	15.0	12.7	21.0	17.9	19.0
2022	7.7	7.3	7.0	7.8	7.4	7.8	7.3	7.4	7.0	6.7	6.4	5.8	5.0	5.9	7.1	8.6	7.4	6.9	6.7	5.8	5.4	10.0	8.2	7.8	9.3	8.5	7.0	7.3	8.7	8.7	5.8	9.8	4.5	-1.2	-18.0
2023	8.1	7.7	7.4	8.2	7.9	8.3	7.8	7.9	7.5	7.3	7.0	6.4	5.7	6.6	7.8	9.2	8.1	7.7	7.5	6.7	6.4	10.8	9.2	8.9	10.3	9.8	8.5	8.9	10.3	10.6	8.4	12.3	8.8	6.2	0.4	22.8

MSCI World ex USA Index

1970–2023



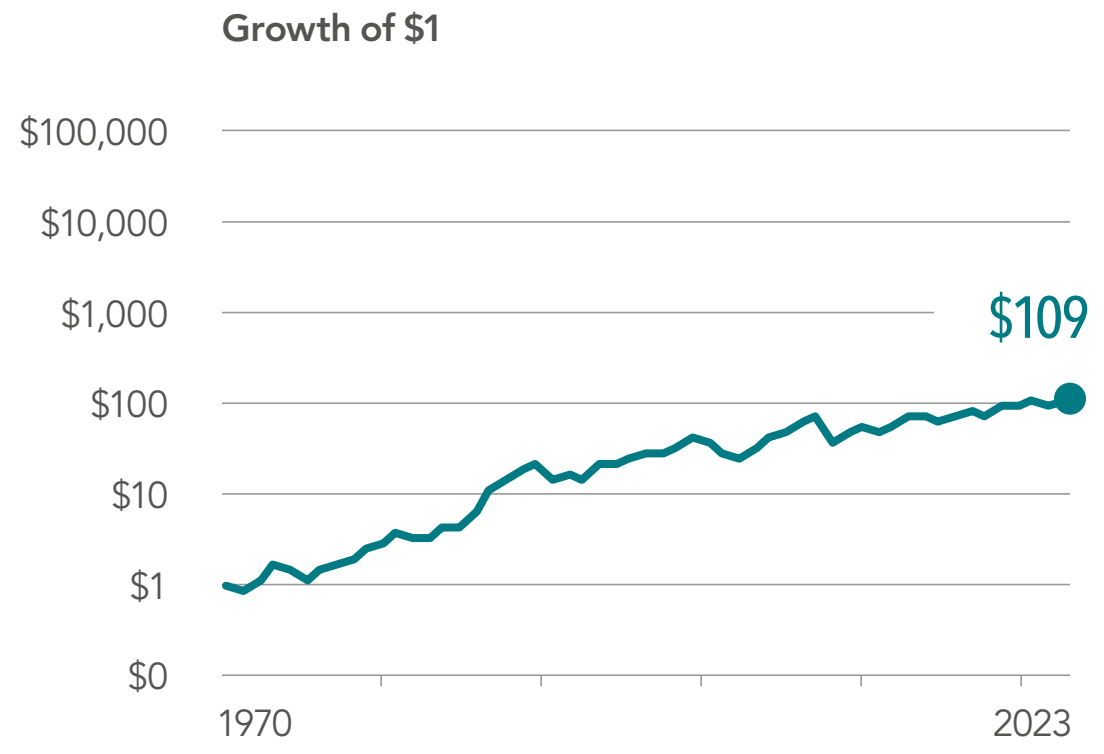

See Sources and Descriptions of Data.

	1970	1971	1972	1973	1974	1975	1976	1977	1978	1979	1980	1981	1982	1983	1984	1985	1986	1987	1988	1989	1990	1991	1992	1993	1994	1995	1996	1997	1998	1999	2000	2001	2002	2003	2004	2005	2006	2007	2008	2009	2010	2011	2012	2013	2014	2015	2016	2017	2018	2019	2020	2021	2022	2023
1970	-13.4
1971	7.4	33.3
1972	17.4	36.8	40.4
1973	9.7	18.7	12.0	-10.7
1974	3.3	8.0	0.7	-14.7	-18.5
1975	7.8	12.6	7.9	-1.1	4.0	32.8
1976	7.1	11.0	7.0	0.0	3.9	17.3	3.6
1977	8.4	11.9	8.7	3.3	7.1	17.3	10.3	17.5
1978	10.9	14.4	11.9	7.7	11.9	21.1	17.4	25.1	33.1
1979	10.9	14.0	11.8	8.2	11.7	19.0	15.8	20.2	21.5	10.9
1980	12.1	15.1	13.2	10.2	13.6	20.0	17.6	21.5	22.8	18.0	25.4
1981	10.8	13.4	11.5	8.7	11.4	16.5	14.0	16.3	15.9	10.7	10.6	-2.5
1982	10.0	12.2	10.4	7.8	10.1	14.3	11.9	13.3	12.5	7.9	6.9	-1.4	-0.3
1983	11.0	13.1	11.5	9.2	11.5	15.4	13.4	14.9	14.5	11.1	11.1	6.7	11.6	24.8
1984	10.4	12.4	10.9	8.7	10.7	14.2	12.3	13.4	12.8	9.8	9.5	5.9	8.8	13.6	3.5
1985	12.6	14.6	13.4	11.6	13.6	17.1	15.7	17.1	17.0	14.9	15.6	13.7	18.2	25.0	25.2	51.4
1986	15.2	17.3	16.3	14.8	17.0	20.6	19.5	21.2	21.7	20.3	21.7	21.1	26.5	34.2	37.5	58.5	65.8
1987	15.7	17.7	16.8	15.4	17.5	20.9	19.9	21.5	22.0	20.8	22.1	21.6	26.1	32.2	34.1	46.2	43.7	24.6
1988	16.3	18.3	17.4	16.1	18.2	21.4	20.5	22.1	22.5	21.5	22.7	22.3	26.4	31.5	32.8	41.4	38.2	26.2	27.8
1989	16.1	17.9	17.1	15.8	17.7	20.7	19.8	21.2	21.5	20.5	21.5	21.1	24.4	28.4	29.0	34.8	31.0	21.1	19.3	11.4
1990	13.8	15.4	14.5	13.3	14.9	17.3	16.4	17.4	17.3	16.1	16.6	15.8	18.0	20.5	19.9	22.9	17.8	8.2	3.2	-7.3	-22.8
1991	13.8	15.3	14.4	13.2	14.7	17.0	16.1	17.0	17.0	15.8	16.2	15.4	17.4	19.6	18.9	21.3	16.9	9.0	5.4	-1.1	-6.8	12.4
1992	12.5	13.9	13.0	11.8	13.1	15.2	14.3	15.0	14.8	13.6	13.8	12.9	14.4	16.0	15.0	16.5	12.3	5.2	1.7	-3.9	-8.6	-0.5	-11.9
1993	13.3	14.6	13.8	12.7	14.0	16.1	15.2	15.9	15.8	14.8	15.0	14.3	15.8	17.4	16.7	18.2	14.6	8.7	6.3	2.5	0.3	9.5	8.1	32.6
1994	13.1	14.3	13.6	12.5	13.7	15.6	14.8	15.5	15.3	14.3	14.5	13.8	15.1	16.5	15.8	17.1	13.8	8.6	6.5	3.3	1.8	9.0	7.9	19.5	7.6
1995	13.0	14.2	13.5	12.4	13.6	15.4	14.6	15.3	15.1	14.2	14.4	13.7	14.9	16.2	15.5	16.6	13.6	8.9	7.1	4.5	3.4	9.6	8.9	16.8	9.7	11.8
1996	12.8	13.9	13.2	12.2	13.3	15.1	14.3	14.8	14.7	13.8	13.9	13.2	14.4	15.5	14.8	15.8	13.0	8.8	7.1	4.8	3.9	9.2	8.5	14.4	8.8	9.5	7.2
1997	12.4	13.5	12.8	11.8	12.9	14.5	13.7	14.2	14.1	13.1	13.3	12.6	13.6	14.6	13.9	14.7	12.1	8.2	6.7	4.6	3.7	8.2	7.5	11.9	7.2	7.1	4.9	2.6
1998	12.6	13.7	13.0	12.1	13.1	14.7	13.9	14.4	14.3	13.4	13.6	12.9	13.9	14.9	14.2	15.0	12.6	9.1	7.8	5.9	5.3	9.5	9.1	13.1	9.5	10.0	9.4	10.5	19.1
1999	13.1	14.2	13.5	12.7	13.7	15.2	14.5	15.0	14.9	14.1	14.3	13.7	14.7	15.6	15.1	15.9	13.7	10.4	9.3	7.8	7.4	11.5	11.3	15.1	12.4	13.4	13.8	16.1	23.6	28.3
2000	12.2	13.1	12.5	11.6	12.5	13.9	13.2	13.7	13.5	12.7	12.8	12.2	13.0	13.8	13.2	13.8	11.7	8.6	7.4	5.9	5.4	8.7	8.3	11.1	8.4	8.5	7.8	8.0	9.9	5.5	-13.2
2001	10.9	11.8	11.2	10.3	11.1	12.4	11.7	12.0	11.8	11.0	11.0	10.3	11.0	11.6	10.9	11.4	9.3	6.3	5.1	3.5	2.9	5.6	4.9	7.0	4.1	3.7	2.4	1.4	1.1	-4.2	-17.3	-21.2
2002	10.0	10.9	10.2	9.3	10.1	11.3	10.5	10.8	10.6	9.7	9.6	9.0	9.6	10.1	9.3	9.7	7.6	4.8	3.5	2.0	1.3	3.6	2.9	4.5	1.8	1.0	-0.4	-1.6	-2.4	-7.2	-16.7	-18.4	-15.5
2003	10.8	11.6	11.0	10.2	11.0	12.1	11.5	11.8	11.6	10.8	10.8	10.2	10.8	11.3	10.7	11.1	9.2	6.6	5.5	4.2	3.7	6.1	5.5	7.3	5.1	4.8	3.9	3.5	3.6	0.8	-5.1	-2.3	8.8	40.0
2004	11.1	11.9	11.3	10.5	11.3	12.4	11.8	12.1	11.9	11.1	11.2	10.6	11.2	11.8	11.2	11.6	9.8	7.3	6.4	5.2	4.7	7.1	6.7	8.4	6.4	6.3	5.7	5.5	5.9	3.9	-0.4	3.0	12.6	30.1	20.8
2005	11.2	12.0	11.4	10.6	11.4	12.5	11.9	12.2	12.0	11.3	11.3	10.8	11.4	11.9	11.3	11.7	10.0	7.7	6.8	5.7	5.4	7.6	7.2	8.9	7.1	7.0	6.6	6.5	7.0	5.4	2.0	5.3	13.2	24.8	17.9	15.0
2006	11.6	12.4	11.8	11.1	11.8	12.9	12.3	12.6	12.5	11.8	11.8	11.3	11.9	12.5	11.9	12.3	10.8	8.6	7.8	6.8	6.5	8.6	8.4	10.0	8.4	8.5	8.2	8.3	9.0	7.8	5.1	8.5	15.7	25.2	20.6	20.5	26.2
2007	11.6	12.4	11.8	11.1	11.8	12.9	12.3	12.6	12.5	11.8	11.9	11.4	12.0	12.5	12.0	12.4	10.9	8.8	8.0	7.1	6.8	8.9	8.7	10.2	8.8	8.8	8.6	8.7	9.4	8.3	6.1	9.2	15.2	22.6	18.6	17.9	19.4	12.9
2008	9.7	10.4	9.8	9.1	9.7	10.7	10.0	10.3	10.0	9.3	9.3	8.7	9.2	9.6	9.0	9.2	7.7	5.6	4.8	3.7	3.3	5.0	4.6	5.7	4.1	3.9	3.3	3.0	3.0	1.6	-1.0	0.6	4.2	7.9	2.4	-1.8	-6.8	-19.9	-43.2
2009	10.2	10.9	10.4	9.7	10.3	11.3	10.7	10.9	10.7	10.1	10.0	9.5	10.0	10.4	9.9	10.1	8.7	6.7	6.0	5.0	4.7	6.4	6.1	7.2	5.8	5.7	5.3	5.1	5.4	4.2	2.0	3.9	7.5	11.3	7.1	4.6	2.1	-4.9	-12.7	34.4
2010	10.2	10.9	10.4	9.7	10.3	11.2	10.7	10.9	10.7	10.0	10.0	9.5	10.0	10.4	9.9	10.1	8.7	6.8	6.1	5.2	4.9	6.5	6.2	7.4	6.0	5.9	5.6	5.4	5.7	4.6	2.7	4.4	7.7	11.1	7.4	5.4	3.5	-1.5	-5.8	21.3	9.4
2011	9.6	10.3	9.8	9.1	9.6	10.5	10.0	10.1	9.9	9.3	9.3	8.8	9.2	9.5	9.0	9.2	7.8	6.0	5.3	4.4	4.1	5.6	5.3	6.3	5.0	4.8	4.4	4.2	4.3	3.2	1.4	2.8	5.6	8.3	4.8	2.7	0.8	-3.6	-7.4	9.1	-1.7	-11.8
2012	9.8	10.4	9.9	9.3	9.8	10.7	10.1	10.3	10.1	9.5	9.5	9.0	9.4	9.7	9.3	9.5	8.2	6.4	5.7	4.9	4.6	6.1	5.8	6.8	5.6	5.4	5.1	4.9	5.1	4.2	2.5	3.9	6.6	9.1	6.1	4.4	3.0	-0.5	-2.9	11.0	4.1	1.6	17.0
2013	10.1	10.7	10.2	9.5	10.1	11.0	10.4	10.6	10.4	9.9	9.8	9.4	9.8	10.1	9.7	9.9	8.6	6.9	6.3	5.5	5.3	6.7	6.5	7.4	6.3	6.2	5.9	5.9	6.1	5.3	3.8	5.2	7.8	10.2	7.6	6.2	5.1	2.4	0.8	13.0	8.3	7.9	19.3	21.6
2014	9.7	10.3	9.8	9.2	9.7	10.6	10.0	10.2	10.0	9.4	9.4	9.0	9.3	9.6	9.2	9.4	8.2	6.5	5.9	5.1	4.9	6.3	6.0	6.9	5.8	5.7	5.4	5.3	5.5	4.7	3.2	4.5	6.8	8.9	6.5	5.1	4.1	1.6	0.1	10.0	5.7	4.8	11.0	8.1	-3.9
2015	9.4	10.0	9.5	8.9	9.4	10.2	9.7	9.9	9.7	9.1	9.0	8.6	9.0	9.2	8.8	9.0	7.8	6.2	5.6	4.8	4.6	5.9	5.6	6.5	5.4	5.3	5.0	4.9	5.0	4.2	2.9	4.0	6.1	8.0	5.7	4.4	3.4	1.1	-0.2	8.1	4.3	3.3	7.4	4.4	-3.2	-2.6
2016	9.3	9.9	9.4	8.8	9.3	10.0	9.5	9.7	9.5	8.9	8.9	8.5	8.8	9.1	8.6	8.8	7.6	6.1	5.5	4.8	4.6	5.8	5.5	6.3	5.3	5.2	4.9	4.8	4.9	4.2	2.9	4.0	5.9	7.7	5.5	4.3	3.4	1.4	0.1	7.5	4.1	3.3	6.6	4.1	-1.1	0.3	3.3
2017	9.6	10.2	9.7	9.1	9.6	10.4	9.9	10.0	9.9	9.3	9.3	8.9	9.2	9.5	9.1	9.2	8.1	6.7	6.1	5.4	5.2	6.4	6.2	7.0	6.1	6.0	5.7	5.7	5.8	5.2	4.0	5.1	7.0	8.7	6.8	5.8	5.0	3.3	2.4	9.3	6.5	6.1	9.4	8.0	4.8	7.9	13.5	24.8
2018	9.1	9.6	9.2	8.6	9.0	9.8	9.3	9.4	9.2	8.7	8.6	8.2	8.5	8.8	8.3	8.5	7.4	6.0	5.4	4.7	4.5	5.6	5.4	6.1	5.2	5.1	4.8	4.7	4.8	4.1	3.0	4.0	5.7	7.2	5.3	4.2	3.5	1.8	0.8	6.8	4.1	3.4	5.8	4.0	0.8	2.0	3.6	3.8	-13.6
2019	9.3	9.9	9.4	8.9	9.3	10.0	9.6	9.7	9.5	9.0	9.0	8.6	8.9	9.1	8.7	8.9	7.8	6.4	5.9	5.3	5.1	6.2	6.0	6.7	5.8	5.8	5.5	5.4	5.6	5.0	3.9	4.9	6.6	8.0	6.3	5.4	4.8	3.3	2.5	8.2	5.8	5.4	7.8	6.6	4.3	6.0	8.2	9.9	3.1	23.2
2020	9.3	9.8	9.4	8.8	9.3	10.0	9.5	9.7	9.5	9.0	8.9	8.6	8.9	9.1	8.7	8.9	7.8	6.5	6.0	5.4	5.2	6.3	6.1	6.8	5.9	5.8	5.6	5.5	5.7	5.1	4.1	5.1	6.7	8.1	6.4	5.6	5.0	3.6	2.9	8.2	6.0	5.7	7.9	6.8	4.8	6.3	8.2	9.4	4.8	15.4	8.1
2021	9.4	9.9	9.5	8.9	9.4	10.1	9.6	9.8	9.6	9.1	9.0	8.7	9.0	9.2	8.8	9.0	8.0	6.7	6.2	5.6	5.4	6.5	6.3	7.0	6.2	6.1	5.9	5.8	6.0	5.4	4.5	5.4	7.0	8.3	6.8	6.0	5.5	4.2	3.6	8.5	6.6	6.4	8.4	7.5	5.8	7.3	9.0	10.2	6.8	14.6	10.6	13.2
2022	8.9	9.4	9.0	8.4	8.8	9.5	9.1	9.2	9.0	8.5	8.4	8.1	8.3	8.6	8.2	8.3	7.3	6.0	5.6	5.0	4.8	5.8	5.6	6.2	5.4	5.3	5.1	5.0	5.1	4.6	3.6	4.5	5.9	7.1	5.6	4.8	4.2	3.0	2.4	6.8	4.9	4.5	6.1	5.1	3.4	4.4	5.4	5.8	2.3	6.7	1.8	-1.2	-13.8
2023	9.1	9.6	9.1	8.6	9.0	9.7	9.2	9.4	9.2	8.7	8.7	8.3	8.6	8.8	8.4	8.6	7.6	6.4	5.9	5.3	5.2	6.1	6.0	6.6	5.8	5.8	5.5	5.5	5.6	5.1	4.2	5.1	6.4	7.6	6.2	5.5	5.0	3.8	3.3	7.5	5.8	5.5	7.1	6.3	4.8	5.9	7.0	7.5	4.9	9.0	5.7	5.0	1.1	18.6

Dimensional International Adjusted Market Index

1975–2023



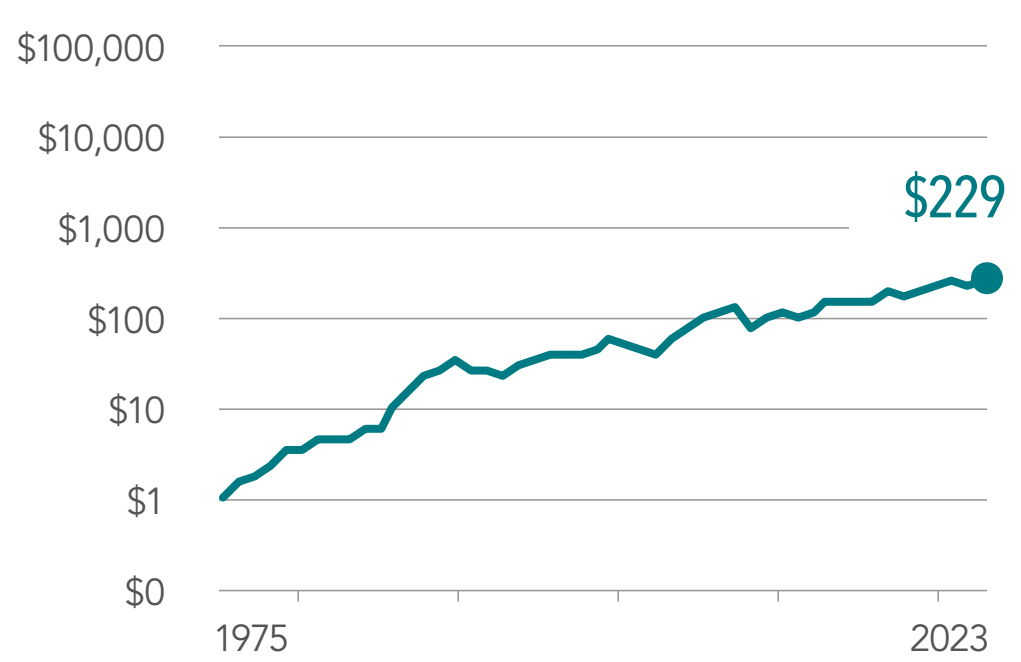

Growth of $1

See Sources and Descriptions of Data.

	1975	1976	1977	1978	1979	1980	1981	1982	1983	1984	1985	1986	1987	1988	1989	1990	1991	1992	1993	1994	1995	1996	1997	1998	1999	2000	2001	2002	2003	2004	2005	2006	2007	2008	2009	2010	2011	2012	2013	2014	2015	2016	2017	2018	2019	2020	2021	2022	2023
1975	46.0																																																
1976	26.0	8.8																																															
1977	29.3	21.7	36.1																																														
1978	33.1	29.0	40.5	45.0																																													
1979	27.1	22.8	27.9	24.0	6.0																																												
1980	27.3	23.9	28.0	25.3	16.5	28.1																																											
1981	23.0	19.6	21.8	18.5	10.8	13.2	0.1																																										
1982	19.9	16.5	17.9	14.5	8.0	8.6	0.1	0.0																																									
1983	21.0	18.2	19.6	17.1	12.2	13.8	9.3	14.3	30.6																																								
1984	19.5	16.9	17.9	15.5	11.2	12.3	8.7	11.7	18.0	6.6																																							
1985	22.5	20.3	21.7	20.0	16.8	18.7	16.9	21.5	29.7	29.2	56.6																																						
1986	25.4	23.6	25.2	24.1	21.7	24.1	23.4	28.7	37.1	39.4	59.3	62.1																																					
1987	26.0	24.5	26.0	25.0	23.0	25.3	24.9	29.6	36.5	38.0	50.4	47.4	34.0																																				
1988	26.0	24.6	26.0	25.1	23.3	25.4	25.0	29.1	34.7	35.5	43.9	39.9	29.9	26.0																																			
1989	25.5	24.2	25.4	24.6	22.9	24.7	24.3	27.7	32.3	32.6	38.5	34.3	26.1	22.3	18.8																																		
1990	21.8	20.3	21.2	20.1	18.2	19.4	18.6	20.8	23.7	22.8	25.7	20.3	11.7	5.1	-4.0	-22.5																																	
1991	21.0	19.5	20.3	19.2	17.5	18.5	17.6	19.5	21.9	20.9	23.1	18.2	11.0	5.9	-0.1	-8.3	8.3																																
1992	18.6	17.1	17.7	16.5	14.7	15.4	14.4	15.8	17.5	16.2	17.4	12.7	6.0	1.2	-4.2	-10.8	-4.3	-15.5																															
1993	19.2	17.8	18.4	17.4	15.7	16.5	15.6	17.0	18.7	17.6	18.8	14.8	9.3	5.6	2.0	-1.8	6.2	5.2	30.9																														
1994	18.8	17.5	18.1	17.1	15.5	16.2	15.4	16.6	18.1	17.1	18.2	14.5	9.7	6.6	3.6	0.8	7.7	7.5	21.2	12.3																													
1995	18.2	17.0	17.4	16.5	15.0	15.6	14.8	15.9	17.2	16.2	17.1	13.8	9.4	6.6	4.1	1.9	7.6	7.4	16.3	9.6	7.0																												
1996	17.7	16.5	16.9	16.0	14.6	15.1	14.3	15.3	16.5	15.5	16.3	13.2	9.2	6.7	4.5	2.6	7.5	7.4	14.0	8.9	7.2	7.3																											
1997	16.7	15.5	15.9	14.9	13.5	14.0	13.2	14.1	15.1	14.0	14.6	11.7	7.9	5.6	3.6	1.8	5.9	5.5	10.3	5.6	3.5	1.8	-3.5																										
1998	16.7	15.5	15.8	15.0	13.6	14.0	13.3	14.1	15.1	14.1	14.7	12.0	8.6	6.5	4.7	3.3	7.0	6.8	11.1	7.5	6.4	6.2	5.6	15.4																									
1999	17.1	16.0	16.3	15.5	14.3	14.7	14.0	14.9	15.8	14.9	15.5	13.0	9.9	8.1	6.6	5.5	9.2	9.3	13.4	10.7	10.3	11.2	12.5	21.5	27.8																								
2000	16.1	15.0	15.3	14.4	13.2	13.6	12.9	13.6	14.4	13.5	14.0	11.6	8.6	6.9	5.4	4.3	7.4	7.3	10.6	8.0	7.3	7.3	7.3	11.1	9.0	-7.0																							
2001	14.7	13.6	13.8	13.0	11.8	12.0	11.3	11.9	12.6	11.7	12.0	9.6	6.8	5.1	3.6	2.5	5.1	4.8	7.3	4.7	3.7	3.1	2.3	3.8	0.2	-11.3	-15.5																						
2002	13.8	12.8	12.9	12.1	10.9	11.1	10.4	10.9	11.5	10.5	10.8	8.5	5.8	4.2	2.8	1.6	4.0	3.6	5.7	3.2	2.1	1.4	0.5	1.3	-1.9	-10.2	-11.8	-8.0																					
2003	14.9	13.9	14.1	13.3	12.2	12.5	11.8	12.4	13.0	12.2	12.5	10.5	8.0	6.6	5.4	4.5	6.9	6.8	9.1	7.1	6.6	6.5	6.4	8.2	6.8	2.1	5.3	17.5	50.0																				
2004	15.3	14.3	14.5	13.8	12.7	13.0	12.4	13.0	13.6	12.9	13.2	11.3	9.0	7.7	6.6	5.9	8.2	8.2	10.5	8.8	8.5	8.6	8.8	10.7	9.9	6.6	10.3	20.5	37.9	26.9																			
2005	15.4	14.5	14.7	14.0	13.0	13.3	12.7	13.3	13.9	13.2	13.5	11.7	9.6	8.3	7.4	6.7	9.0	9.0	11.2	9.7	9.5	9.7	10.0	11.8	11.3	8.8	12.2	20.5	31.8	23.5	20.2																		
2006	15.8	14.9	15.1	14.4	13.5	13.8	13.2	13.8	14.4	13.8	14.1	12.4	10.3	9.2	8.4	7.8	10.0	10.1	12.2	10.9	10.8	11.2	11.6	13.4	13.1	11.1	14.5	21.7	30.4	24.5	23.4	26.6																	
2007	15.6	14.7	14.9	14.3	13.3	13.6	13.1	13.6	14.2	13.6	13.9	12.2	10.3	9.2	8.4	7.9	10.0	10.1	12.0	10.8	10.7	11.0	11.3	12.9	12.7	10.9	13.7	19.5	25.9	20.5	18.5	17.6	9.3																
2008	13.1	12.2	12.4	11.7	10.7	10.9	10.3	10.7	11.1	10.4	10.6	8.9	6.9	5.8	4.9	4.2	5.9	5.8	7.3	5.9	5.4	5.3	5.1	6.0	5.0	2.8	4.1	7.2	10.0	3.4	-1.8	-8.2	-21.8	-44.1															
2009	13.8	13.0	13.1	12.5	11.6	11.8	11.2	11.6	12.1	11.4	11.6	10.1	8.2	7.2	6.4	5.8	7.5	7.5	9.0	7.8	7.5	7.5	7.5	8.5	7.9	6.1	7.7	11.0	14.0	8.9	5.6	2.2	-4.8	-11.1	41.2														
2010	13.9	13.1	13.2	12.6	11.7	11.9	11.4	11.8	12.2	11.6	11.8	10.3	8.5	7.5	6.8	6.2	7.9	7.9	9.4	8.2	8.0	8.0	8.1	9.0	8.5	6.9	8.4	11.4	14.1	9.7	7.1	4.7	-0.2	-3.2	27.5	15.0													
2011	13.1	12.3	12.4	11.7	10.9	11.0	10.5	10.9	11.3	10.6	10.8	9.3	7.6	6.6	5.9	5.3	6.9	6.8	8.1	7.0	6.7	6.6	6.6	7.3	6.7	5.2	6.3	8.8	10.9	6.7	4.1	1.7	-2.7	-5.5	12.6	0.6	-12.1												
2012	13.2	12.4	12.5	11.9	11.0	11.2	10.7	11.1	11.5	10.8	11.0	9.6	8.0	7.0	6.3	5.8	7.3	7.2	8.5	7.5	7.2	7.2	7.2	8.0	7.4	6.0	7.2	9.5	11.4	7.8	5.7	3.7	0.3	-1.4	13.7	5.7	1.4	16.9											
2013	13.4	12.7	12.8	12.2	11.4	11.5	11.1	11.4	11.8	11.2	11.4	10.1	8.5	7.6	6.9	6.5	8.0	7.9	9.2	8.2	8.0	8.1	8.1	8.9	8.4	7.2	8.4	10.6	12.5	9.3	7.5	6.0	3.4	2.4	15.6	9.9	8.3	20.2	23.5										
2014	13.0	12.2	12.3	11.7	10.9	11.1	10.6	10.9	11.3	10.7	10.9	9.5	8.0	7.2	6.5	6.0	7.4	7.4	8.6	7.6	7.4	7.4	7.4	8.1	7.6	6.4	7.4	9.4	11.0	8.0	6.3	4.8	2.4	1.4	12.0	7.0	5.0	11.4	8.8	-4.2									
2015	12.6	11.9	12.0	11.4	10.6	10.8	10.3	10.6	10.9	10.4	10.5	9.2	7.8	6.9	6.3	5.8	7.1	7.1	8.2	7.3	7.0	7.0	7.0	7.6	7.2	6.0	7.0	8.8	10.2	7.4	5.8	4.4	2.2	1.4	10.3	5.9	4.2	8.7	6.0	-1.7	0.7								
2016	12.5	11.8	11.8	11.3	10.5	10.6	10.2	10.5	10.8	10.2	10.4	9.1	7.7	6.9	6.3	5.8	7.1	7.0	8.1	7.2	7.0	7.0	7.0	7.5	7.1	6.0	6.9	8.6	9.8	7.2	5.8	4.5	2.6	1.8	9.7	5.9	4.4	8.1	6.0	0.7	3.2	5.7							
2017	12.8	12.1	12.2	11.7	10.9	11.0	10.6	10.9	11.3	10.7	10.9	9.7	8.3	7.5	6.9	6.5	7.8	7.8	8.8	8.0	7.8	7.9	7.9	8.5	8.1	7.1	8.0	9.7	11.0	8.6	7.3	6.3	4.7	4.2	11.7	8.4	7.5	11.2	10.1	7.0	11.0	16.4	28.3						
2018	12.1	11.4	11.4	10.9	10.2	10.3	9.8	10.1	10.4	9.9	10.0	8.8	7.4	6.7	6.1	5.7	6.9	6.8	7.8	6.9	6.7	6.7	6.7	7.2	6.8	5.8	6.5	8.0	9.1	6.8	5.5	4.4	2.8	2.2	8.5	5.4	4.3	6.8	5.3	1.9	3.5	4.5	3.9	-15.9					
2019	12.3	11.6	11.7	11.2	10.4	10.6	10.1	10.4	10.7	10.2	10.3	9.2	7.9	7.1	6.6	6.2	7.4	7.3	8.3	7.5	7.3	7.3	7.3	7.8	7.5	6.6	7.3	8.8	9.8	7.7	6.6	5.6	4.2	3.8	9.8	7.0	6.2	8.7	7.6	5.1	7.1	8.8	9.8	1.6	22.7				
2020	12.2	11.5	11.6	11.1	10.4	10.5	10.1	10.4	10.7	10.2	10.3	9.2	7.9	7.2	6.7	6.3	7.4	7.4	8.3	7.5	7.4	7.4	7.4	7.9	7.5	6.7	7.4	8.8	9.8	7.8	6.7	5.8	4.5	4.1	9.7	7.2	6.4	8.7	7.7	5.6	7.4	8.7	9.5	3.9	15.4	8.6			
2021	12.2	11.6	11.7	11.2	10.5	10.6	10.2	10.5	10.7	10.3	10.4	9.3	8.1	7.4	6.9	6.5	7.6	7.6	8.5	7.8	7.6	7.6	7.6	8.1	7.8	7.0	7.7	9.0	10.0	8.1	7.1	6.3	5.1	4.8	10.0	7.7	7.1	9.2	8.4	6.6	8.3	9.6	10.4	6.3	15.0	11.3	14.1		
2022	11.6	11.0	11.0	10.5	9.9	9.9	9.5	9.8	10.0	9.6	9.6	8.6	7.4	6.7	6.2	5.8	6.9	6.8	7.7	6.9	6.7	6.7	6.7	7.1	6.8	6.0	6.6	7.8	8.6	6.8	5.8	5.0	3.8	3.4	8.1	5.9	5.2	6.9	5.9	4.1	5.2	5.9	5.9	1.9	6.9	2.1	-0.9	-14.0	
2023	11.7	11.1	11.2	10.7	10.0	10.1	9.7	10.0	10.2	9.7	9.8	8.8	7.6	7.0	6.5	6.1	7.2	7.1	7.9	7.3	7.1	7.1	7.1	7.5	7.2	6.4	7.0	8.2	9.0	7.3	6.4	5.6	4.5	4.2	8.7	6.6	6.0	7.7	6.9	5.3	6.5	7.2	7.4	4.3	8.9	5.6	4.7	0.3	16.9
	1975	1976	1977	1978	1979	1980	1981	1982	1983	1984	1985	1986	1987	1988	1989	1990	1991	1992	1993	1994	1995	1996	1997	1998	1999	2000	2001	2002	2003	2004	2005	2006	2007	2008	2009	2010	2011	2012	2013	2014	2015	2016	2017	2018	2019	2020	2021	2022	2023

Dimensional International Large Value Index

1990–2023

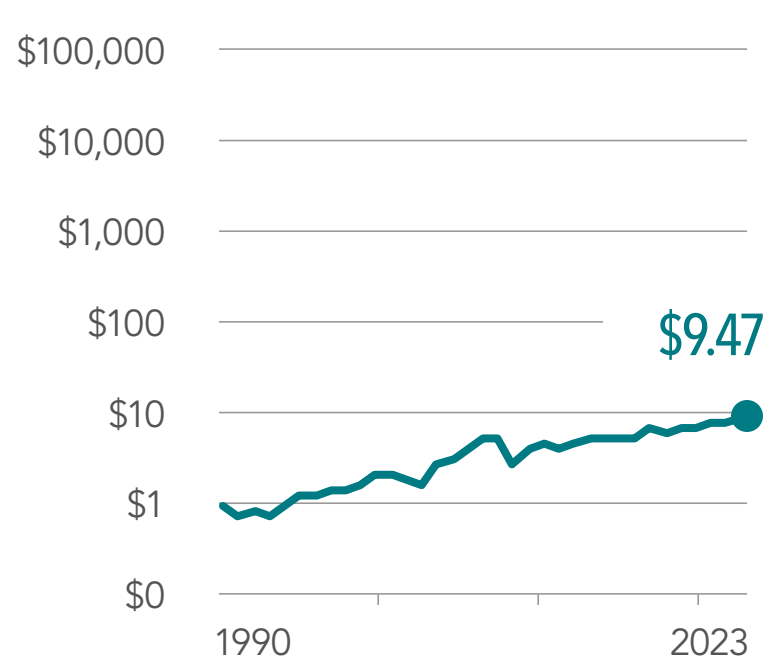

Growth of $1

See Sources and Descriptions of Data.

	1990	1991	1992	1993	1994	1995	1996	1997	1998	1999	2000	2001	2002	2003	2004	2005	2006	2007	2008	2009	2010	2011	2012	2013	2014	2015	2016	2017	2018	2019	2020	2021	2022	2023
1990	-22.9																																	
1991	-8.1	9.6																																
1992	-8.8	-0.9	-10.3																															
1993	1.4	11.2	12.0	39.8																														
1994	4.0	12.1	13.0	26.8	15.1																													
1995	5.0	11.7	12.2	21.0	12.5	10.0																												
1996	5.5	11.2	11.5	17.8	11.3	9.4	8.8																											
1997	5.2	10.0	10.1	14.7	9.2	7.3	6.0	3.2																										
1998	6.7	11.2	11.4	15.5	11.2	10.2	10.3	11.0	19.5																									
1999	8.6	12.8	13.2	17.0	13.6	13.3	14.2	16.0	23.0	26.7																								
2000	8.0	11.7	11.9	15.1	11.9	11.4	11.7	12.4	15.6	13.8	2.2																							
2001	5.9	9.0	9.0	11.4	8.2	7.3	6.8	6.4	7.3	3.5	-6.4	-14.3																						
2002	4.5	7.2	7.0	8.9	5.9	4.8	4.1	3.3	3.3	-0.4	-8.1	-12.8	-11.2																					
2003	7.5	10.2	10.3	12.4	10.0	9.4	9.4	9.4	10.5	8.8	4.7	5.6	17.2	54.8																				
2004	8.6	11.3	11.4	13.5	11.3	11.0	11.1	11.4	12.6	11.5	8.7	10.4	20.1	39.7	26.0																			
2005	9.2	11.7	11.9	13.8	11.9	11.6	11.7	12.0	13.2	12.3	10.1	11.8	19.5	31.9	21.7	17.6																		
2006	10.3	12.8	13.0	14.9	13.1	13.0	13.3	13.7	15.0	14.4	12.7	14.6	21.5	31.4	24.4	23.6	29.9																	
2007	10.1	12.4	12.6	14.3	12.7	12.5	12.7	13.0	14.1	13.5	11.9	13.4	18.8	26.0	19.7	17.6	17.6	6.5																
2008	5.8	7.7	7.6	8.8	7.0	6.5	6.2	6.0	6.3	5.0	2.9	3.0	5.7	8.8	1.4	-4.0	-10.2	-25.4	-47.7															
2009	7.6	9.5	9.5	10.7	9.1	8.8	8.7	8.7	9.1	8.2	6.5	7.0	10.1	13.5	7.8	4.5	1.4	-6.6	-12.6	46.2														
2010	7.8	9.6	9.6	10.8	9.3	9.0	8.9	8.9	9.4	8.6	7.0	7.5	10.3	13.3	8.4	5.7	3.5	-2.2	-5.0	28.0	12.1													
2011	6.5	8.2	8.1	9.2	7.7	7.3	7.1	7.0	7.3	6.4	4.8	5.1	7.2	9.5	4.9	2.2	-0.2	-5.3	-8.1	10.9	-3.4	-16.7												
2012	7.1	8.7	8.6	9.7	8.3	7.9	7.8	7.7	8.1	7.3	5.9	6.2	8.3	10.5	6.5	4.2	2.5	-1.5	-3.0	13.1	3.9	0.0	19.9											
2013	7.7	9.3	9.3	10.3	9.0	8.7	8.6	8.6	9.0	8.3	7.1	7.5	9.5	11.6	8.0	6.2	4.9	1.7	0.9	15.1	8.4	7.3	21.7	23.4										
2014	7.1	8.6	8.5	9.5	8.2	7.9	7.8	7.7	8.0	7.3	6.1	6.4	8.2	10.0	6.6	4.9	3.5	0.6	-0.2	11.2	5.3	3.6	11.4	7.4	-6.5									
2015	6.6	8.0	7.9	8.8	7.6	7.2	7.1	7.0	7.2	6.5	5.4	5.6	7.2	8.8	5.6	3.9	2.7	0.0	-0.8	8.7	3.5	1.9	7.1	3.1	-5.7	-4.9								
2016	6.8	8.1	8.1	8.9	7.8	7.4	7.3	7.2	7.5	6.8	5.8	6.0	7.5	9.0	6.1	4.6	3.5	1.1	0.6	9.1	4.7	3.5	8.1	5.3	-0.2	3.2	12.0							
2017	7.5	8.8	8.8	9.6	8.5	8.2	8.1	8.1	8.4	7.8	6.8	7.1	8.6	10.1	7.4	6.1	5.2	3.2	2.9	11.0	7.2	6.5	11.0	9.2	6.0	10.5	19.1	26.6						
2018	6.5	7.7	7.6	8.4	7.3	7.0	6.9	6.8	6.9	6.4	5.4	5.6	6.9	8.1	5.6	4.2	3.3	1.3	0.9	7.7	4.1	3.1	6.3	4.2	0.7	2.7	5.3	2.1	-17.6					
2019	6.8	8.0	8.0	8.7	7.7	7.4	7.3	7.2	7.4	6.8	5.9	6.1	7.4	8.6	6.2	5.0	4.2	2.4	2.1	8.5	5.3	4.6	7.6	6.0	3.3	5.4	8.1	6.9	-1.8	17.1				
2020	6.4	7.6	7.5	8.2	7.2	6.9	6.8	6.7	6.9	6.3	5.4	5.6	6.8	7.9	5.6	4.4	3.6	1.9	1.6	7.4	4.4	3.7	6.2	4.6	2.2	3.7	5.5	4.0	-2.6	5.8	-4.3			
2021	6.8	7.9	7.9	8.6	7.6	7.3	7.2	7.2	7.3	6.8	6.0	6.2	7.4	8.4	6.3	5.2	4.5	3.0	2.8	8.3	5.6	5.0	7.5	6.2	4.2	5.8	7.7	6.9	2.4	10.1	6.8	19.2		
2022	6.5	7.5	7.5	8.1	7.2	6.9	6.8	6.7	6.9	6.4	5.6	5.7	6.8	7.8	5.7	4.7	4.0	2.6	2.3	7.3	4.8	4.2	6.4	5.1	3.2	4.5	5.9	5.0	1.1	6.4	3.1	7.0	-4.0	
2023	6.8	7.9	7.8	8.5	7.6	7.3	7.2	7.2	7.3	6.9	6.1	6.3	7.3	8.3	6.4	5.4	4.8	3.5	3.3	8.1	5.8	5.3	7.4	6.3	4.8	6.1	7.6	7.0	4.0	8.9	7.0	11.1	7.2	19.7
	1990	1991	1992	1993	1994	1995	1996	1997	1998	1999	2000	2001	2002	2003	2004	2005	2006	2007	2008	2009	2010	2011	2012	2013	2014	2015	2016	2017	2018	2019	2020	2021	2022	2023

Dimensional International Small Cap Index

1970–2023



Growth of $1

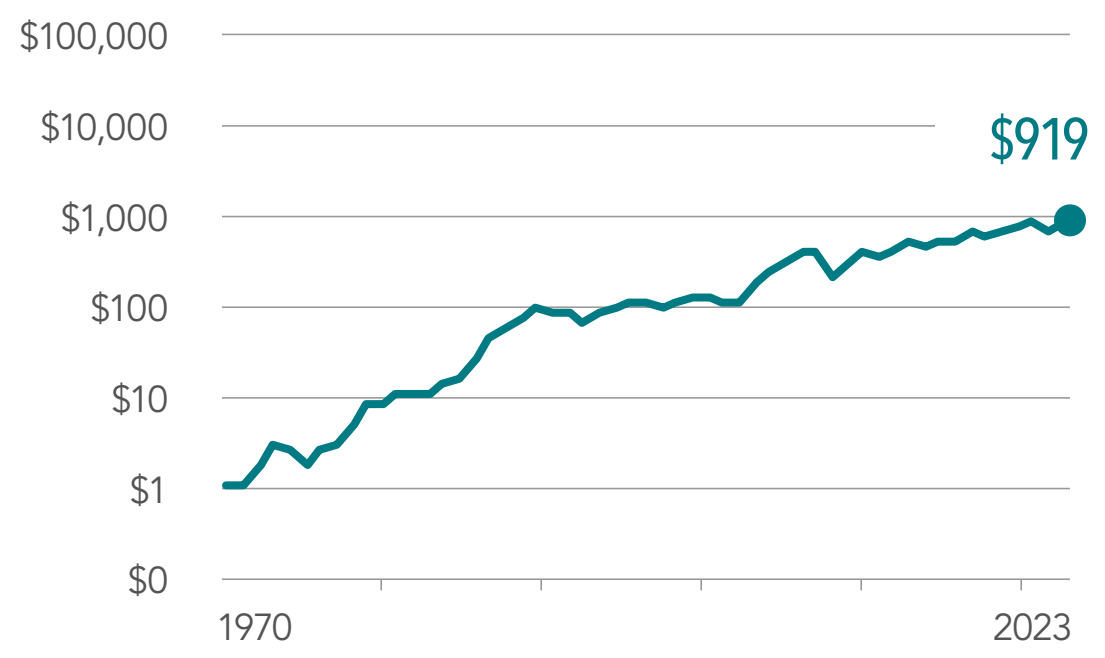

See Sources and Descriptions of Data.

	1970	1971	1972	1973	1974	1975	1976	1977	1978	1979	1980	1981	1982	1983	1984	1985	1986	1987	1988	1989	1990	1991	1992	1993	1994	1995	1996	1997	1998	1999	2000	2001	2002	2003	2004	2005	2006	2007	2008	2009	2010	2011	2012	2013	2014	2015	2016	2017	2018	2019	2020	2021	2022	2023
1970	0.9
1971	30.3	68.3
1972	40.7	66.2	64.2
1973	24.5	33.6	19.1	-13.7
1974	11.4	14.2	0.4	-21.5	-28.6
1975	17.1	20.6	11.0	-2.6	3.4	49.9
1976	16.3	19.0	11.1	0.7	6.0	29.2	11.5
1977	22.3	25.7	19.7	12.4	20.0	42.7	39.3	74.1
1978	26.5	30.1	25.4	19.9	28.0	48.1	47.5	69.8	65.5
1979	23.4	26.2	21.8	16.7	22.7	36.7	33.6	41.9	28.2	-0.8
1980	24.5	27.1	23.2	18.9	24.4	36.5	34.0	40.3	30.5	15.9	35.5
1981	22.2	24.4	20.7	16.6	21.1	30.6	27.6	31.1	22.2	10.4	16.4	0.1
1982	20.4	22.1	18.6	14.8	18.5	26.3	23.3	25.3	17.4	7.7	10.7	0.1	0.0
1983	21.4	23.2	20.0	16.6	20.2	27.4	24.8	26.8	20.3	12.9	16.6	10.9	16.7	36.1
1984	20.7	22.3	19.3	16.2	19.4	25.7	23.3	24.8	19.0	12.7	15.6	11.1	15.0	23.3	11.6
1985	23.2	24.9	22.3	19.5	22.8	29.0	27.1	29.0	24.2	19.2	22.9	20.6	26.3	36.5	36.7	67.5
1986	25.1	26.8	24.5	22.0	25.3	31.3	29.8	31.7	27.7	23.7	27.6	26.3	32.4	42.0	43.9	63.5	59.5
1987	25.9	27.6	25.4	23.2	26.3	32.0	30.6	32.5	29.0	25.4	29.2	28.3	33.7	41.7	43.1	55.5	49.8	40.7
1988	25.9	27.5	25.4	23.3	26.3	31.6	30.3	32.0	28.7	25.5	28.8	28.0	32.6	38.9	39.5	47.5	41.4	33.1	25.9
1989	26.2	27.7	25.7	23.8	26.6	31.5	30.3	31.9	28.9	26.0	29.0	28.3	32.3	37.7	38.0	44.0	38.7	32.3	28.3	30.8
1990	23.6	24.9	22.9	21.0	23.4	27.7	26.3	27.5	24.4	21.5	23.8	22.7	25.5	29.1	28.1	31.0	24.8	17.3	10.4	3.4	-18.2
1991	22.7	23.8	21.9	20.0	22.3	26.2	24.8	25.8	22.9	20.1	22.1	20.9	23.2	26.1	24.9	26.9	21.2	14.7	9.0	3.9	-7.4	4.7
1992	20.5	21.5	19.6	17.7	19.7	23.2	21.8	22.4	19.6	16.8	18.3	17.0	18.7	20.7	19.1	20.1	14.5	8.4	2.8	-2.2	-11.3	-7.6	-18.5
1993	20.9	21.9	20.1	18.3	20.2	23.6	22.3	22.9	20.3	17.7	19.2	18.0	19.6	21.6	20.2	21.2	16.4	11.3	7.1	3.6	-2.2	3.8	3.3	31.0
1994	20.6	21.5	19.8	18.1	19.9	23.0	21.7	22.3	19.8	17.4	18.7	17.6	19.1	20.9	19.6	20.4	16.0	11.5	7.9	5.1	0.6	6.0	6.4	21.5	12.8
1995	19.9	20.7	19.1	17.4	19.1	22.0	20.8	21.3	18.9	16.6	17.7	16.6	17.9	19.4	18.1	18.7	14.7	10.6	7.3	4.9	1.1	5.5	5.7	15.2	8.1	3.6
1996	19.4	20.2	18.6	17.0	18.5	21.3	20.1	20.5	18.2	16.0	17.1	16.0	17.2	18.5	17.2	17.7	14.0	10.2	7.3	5.1	1.9	5.7	5.9	13.1	7.7	5.2	6.8
1997	18.2	18.9	17.3	15.7	17.1	19.7	18.5	18.8	16.6	14.4	15.3	14.3	15.2	16.3	15.0	15.3	11.7	8.2	5.4	3.3	0.3	3.2	3.0	7.9	2.8	-0.3	-2.2	-10.4
1998	17.8	18.5	17.0	15.4	16.8	19.2	18.0	18.3	16.2	14.1	15.0	14.0	14.8	15.8	14.6	14.8	11.5	8.2	5.7	3.8	1.2	3.9	3.8	8.1	4.0	1.9	1.4	-1.2	8.9
1999	18.0	18.6	17.2	15.7	17.0	19.4	18.2	18.5	16.5	14.5	15.4	14.4	15.3	16.2	15.1	15.3	12.3	9.3	7.0	5.4	3.2	5.9	6.0	10.1	6.9	5.8	6.4	6.2	15.6	22.8
2000	17.2	17.8	16.4	15.0	16.2	18.4	17.3	17.5	15.5	13.7	14.4	13.4	14.2	15.0	13.9	14.0	11.1	8.3	6.2	4.7	2.6	4.9	4.9	8.3	5.4	4.2	4.3	3.7	8.9	8.9	-3.5
2001	16.2	16.8	15.4	14.0	15.1	17.1	16.0	16.2	14.3	12.5	13.1	12.1	12.8	13.5	12.4	12.4	9.6	6.9	4.8	3.4	1.4	3.4	3.2	6.0	3.2	1.9	1.6	0.6	3.6	1.9	-7.2	-10.8
2002	15.7	16.2	14.8	13.4	14.5	16.4	15.4	15.5	13.6	11.9	12.5	11.5	12.1	12.7	11.6	11.6	9.0	6.4	4.4	3.1	1.2	3.0	2.8	5.2	2.7	1.5	1.2	0.3	2.6	1.1	-5.2	-6.1	-1.1
2003	16.8	17.3	16.0	14.7	15.8	17.8	16.8	17.0	15.2	13.5	14.2	13.3	14.0	14.7	13.7	13.8	11.4	9.1	7.3	6.2	4.6	6.6	6.8	9.4	7.5	6.9	7.3	7.4	10.7	11.1	8.3	12.6	26.5	61.7
2004	17.3	17.8	16.5	15.3	16.4	18.3	17.3	17.5	15.8	14.3	14.9	14.1	14.8	15.5	14.6	14.7	12.5	10.3	8.7	7.8	6.4	8.4	8.7	11.3	9.7	9.4	10.0	10.4	13.8	14.6	13.0	17.6	29.0	47.3	34.1
2005	17.5	18.0	16.8	15.6	16.6	18.5	17.6	17.8	16.1	14.6	15.3	14.5	15.2	15.9	15.0	15.2	13.1	11.0	9.6	8.7	7.4	9.4	9.7	12.3	10.9	10.7	11.4	11.9	15.1	16.0	14.9	19.0	27.9	39.3	29.3	24.7
2006	17.7	18.2	17.0	15.9	16.9	18.7	17.8	18.0	16.5	15.0	15.6	14.9	15.6	16.3	15.5	15.7	13.6	11.7	10.4	9.6	8.4	10.4	10.8	13.2	11.9	11.9	12.7	13.3	16.2	17.2	16.4	20.1	27.5	35.8	28.2	25.3	25.9
2007	17.3	17.8	16.7	15.5	16.5	18.3	17.4	17.6	16.1	14.7	15.3	14.6	15.2	15.8	15.0	15.2	13.2	11.4	10.1	9.3	8.3	10.1	10.4	12.7	11.4	11.3	12.0	12.5	15.1	15.8	15.0	17.9	23.5	29.1	22.0	18.2	15.1	5.1
2008	15.0	15.4	14.2	13.1	14.0	15.5	14.6	14.7	13.2	11.8	12.2	11.5	11.9	12.4	11.5	11.5	9.6	7.7	6.4	5.5	4.3	5.7	5.8	7.5	6.1	5.6	5.8	5.7	7.3	7.1	5.5	6.7	9.5	11.4	3.4	-3.1	-11.0	-25.2	-46.7
2009	15.7	16.1	15.0	13.9	14.8	16.4	15.5	15.6	14.2	12.8	13.3	12.6	13.1	13.6	12.8	12.8	11.0	9.3	8.0	7.2	6.2	7.6	7.8	9.6	8.4	8.1	8.4	8.5	10.3	10.4	9.2	10.7	13.8	16.1	9.8	5.5	1.2	-5.9	-10.9	48.9
2010	15.9	16.3	15.2	14.1	15.0	16.5	15.7	15.8	14.4	13.1	13.6	12.9	13.4	13.9	13.1	13.2	11.4	9.8	8.6	7.9	6.9	8.3	8.5	10.3	9.1	8.9	9.3	9.5	11.2	11.4	10.4	11.9	14.7	16.9	11.6	8.2	5.2	0.5	-1.0	35.0	22.4
2011	15.1	15.5	14.4	13.3	14.1	15.6	14.8	14.9	13.5	12.2	12.6	11.9	12.4	12.8	12.1	12.1	10.4	8.7	7.6	6.8	5.9	7.2	7.3	8.9	7.8	7.5	7.7	7.8	9.2	9.2	8.2	9.3	11.5	13.0	8.1	4.8	1.8	-2.4	-4.2	16.5	3.0	-13.3
2012	15.2	15.5	14.5	13.5	14.3	15.7	14.9	15.0	13.6	12.4	12.8	12.1	12.6	13.0	12.3	12.3	10.7	9.1	8.0	7.3	6.4	7.7	7.8	9.3	8.3	8.1	8.3	8.4	9.8	9.9	8.9	10.0	12.2	13.6	9.2	6.4	4.1	0.8	0.0	17.0	8.0	1.4	18.6
2013	15.4	15.8	14.8	13.8	14.6	16.0	15.2	15.3	14.0	12.8	13.2	12.6	13.0	13.4	12.8	12.8	11.2	9.7	8.7	8.1	7.2	8.5	8.6	10.1	9.2	9.0	9.3	9.5	10.8	11.0	10.2	11.3	13.4	14.8	10.9	8.6	6.7	4.3	4.1	19.0	12.6	9.5	23.0	27.6
2014	14.9	15.3	14.3	13.3	14.0	15.4	14.6	14.7	13.4	12.2	12.6	12.0	12.4	12.8	12.1	12.1	10.6	9.1	8.1	7.5	6.7	7.8	8.0	9.4	8.4	8.2	8.5	8.6	9.8	9.8	9.0	10.0	11.8	12.9	9.3	7.1	5.3	2.9	2.6	14.5	8.6	5.4	12.6	9.6	-5.8
2015	14.7	15.0	14.1	13.1	13.8	15.1	14.4	14.4	13.2	12.0	12.4	11.8	12.2	12.6	11.9	11.9	10.4	9.0	8.0	7.4	6.6	7.7	7.9	9.2	8.3	8.1	8.3	8.4	9.5	9.6	8.8	9.7	11.3	12.3	9.0	6.9	5.3	3.2	3.0	13.1	8.1	5.4	10.7	8.2	-0.3	5.4
2016	14.5	14.8	13.9	12.9	13.6	14.9	14.1	14.2	13.0	11.9	12.2	11.6	12.0	12.4	11.7	11.7	10.3	8.9	7.9	7.4	6.6	7.7	7.8	9.0	8.2	8.0	8.2	8.3	9.3	9.4	8.6	9.4	10.9	11.8	8.7	6.8	5.3	3.5	3.3	12.2	7.8	5.5	9.7	7.6	1.7	5.6	5.7
2017	14.8	15.2	14.2	13.3	14.0	15.3	14.5	14.6	13.4	12.3	12.7	12.1	12.5	12.9	12.2	12.3	10.9	9.6	8.7	8.1	7.4	8.5	8.6	9.9	9.1	8.9	9.2	9.3	10.4	10.4	9.8	10.6	12.1	13.1	10.2	8.6	7.3	5.8	5.8	14.2	10.5	8.9	13.1	12.0	8.5	13.7	18.0	31.7
2018	14.0	14.3	13.4	12.5	13.2	14.3	13.6	13.7	12.5	11.4	11.8	11.2	11.5	11.8	11.2	11.2	9.8	8.6	7.7	7.1	6.4	7.4	7.5	8.6	7.8	7.6	7.8	7.8	8.8	8.8	8.1	8.8	10.0	10.8	8.0	6.4	5.1	3.5	3.3	10.4	6.8	5.0	7.9	6.2	2.4	4.6	4.3	3.6	-18.6
2019	14.2	14.5	13.6	12.7	13.4	14.6	13.9	13.9	12.8	11.7	12.1	11.5	11.8	12.2	11.6	11.6	10.2	9.0	8.1	7.6	6.9	7.9	8.0	9.2	8.4	8.2	8.4	8.5	9.4	9.5	8.8	9.5	10.8	11.5	9.0	7.5	6.3	4.9	4.9	11.6	8.4	7.0	9.8	8.6	5.8	8.2	8.9	10.0	0.6	24.2
2020	14.2	14.5	13.6	12.7	13.3	14.5	13.8	13.9	12.7	11.7	12.0	11.5	11.8	12.1	11.6	11.5	10.3	9.1	8.2	7.7	7.0	8.0	8.1	9.2	8.5	8.3	8.5	8.6	9.5	9.5	8.9	9.6	10.8	11.5	9.1	7.7	6.6	5.4	5.4	11.6	8.7	7.4	10.0	8.9	6.5	8.7	9.4	10.3	4.0	17.5	11.1
2021	14.2	14.5	13.6	12.7	13.4	14.5	13.8	13.9	12.8	11.8	12.1	11.6	11.9	12.2	11.6	11.6	10.4	9.2	8.4	7.9	7.3	8.2	8.3	9.4	8.7	8.5	8.7	8.8	9.7	9.7	9.2	9.8	11.0	11.6	9.4	8.0	7.1	5.9	6.0	11.7	9.1	8.0	10.4	9.5	7.4	9.5	10.1	11.0	6.4	16.3	12.6	14.0
2022	13.4	13.7	12.8	12.0	12.6	13.7	13.0	13.0	11.9	11.0	11.2	10.7	11.0	11.3	10.7	10.7	9.5	8.3	7.5	7.0	6.4	7.2	7.3	8.3	7.6	7.4	7.6	7.6	8.4	8.4	7.8	8.3	9.3	9.9	7.7	6.4	5.4	4.2	4.1	9.2	6.7	5.4	7.3	6.3	4.1	5.5	5.5	5.4	0.8	6.3	1.0	-3.8	-18.7
2023	13.5	13.7	12.9	12.0	12.6	13.7	13.0	13.1	12.0	11.0	11.3	10.8	11.1	11.4	10.8	10.8	9.6	8.5	7.7	7.2	6.6	7.5	7.5	8.5	7.8	7.7	7.8	7.8	8.6	8.6	8.1	8.6	9.6	10.1	8.0	6.8	5.9	4.8	4.8	9.6	7.2	6.1	7.9	7.0	5.2	6.4	6.6	6.7	3.0	8.0	4.3	2.1	-3.4	14.8

Dimensional International Small Cap Value Index

1982–2023



Growth of $1

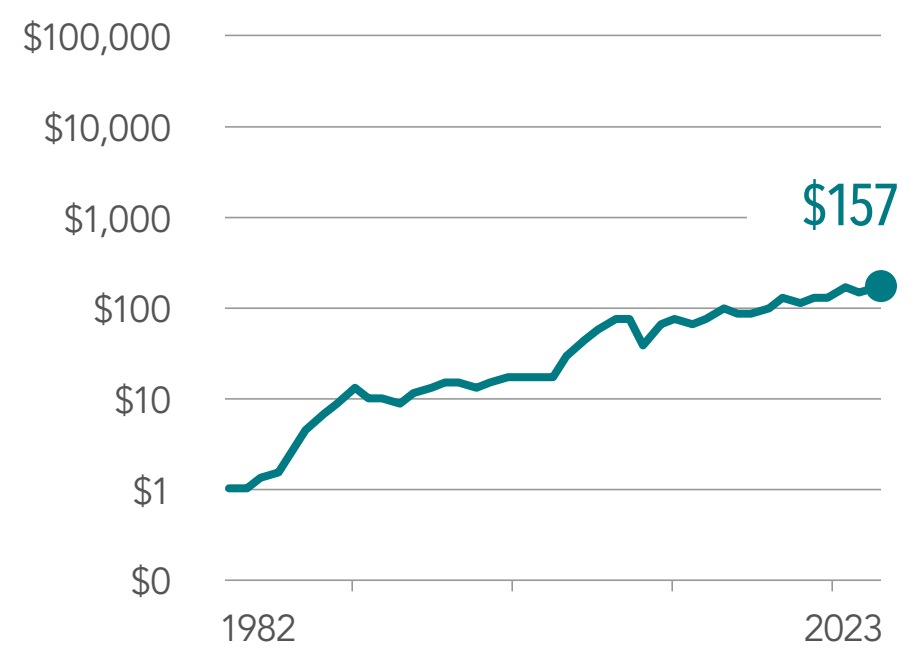

See Sources and Descriptions of Data.

	1982	1983	1984	1985	1986	1987	1988	1989	1990	1991	1992	1993	1994	1995	1996	1997	1998	1999	2000	2001	2002	2003	2004	2005	2006	2007	2008	2009	2010	2011	2012	2013	2014	2015	2016	2017	2018	2019	2020	2021	2022	2023
1982	-2.4
1983	15.7	37.0
1984	14.3	23.7	11.7
1985	26.9	38.5	39.3	73.7
1986	32.4	42.9	44.9	65.0	56.8
1987	35.8	45.0	47.1	61.2	55.3	53.9
1988	35.6	43.2	44.5	54.1	48.1	43.9	34.6
1989	35.9	42.5	43.4	50.8	45.5	41.9	36.3	38.1
1990	28.4	32.9	32.3	36.1	29.7	23.6	14.9	6.2	-18.3
1991	25.9	29.5	28.6	31.2	25.2	19.7	12.5	5.9	-7.2	5.3
1992	21.0	23.7	22.3	23.7	17.8	12.3	5.5	-0.8	-11.1	-7.3	-18.5
1993	22.5	25.0	23.9	25.3	20.3	15.8	10.5	6.2	-0.6	6.1	6.5	39.2
1994	22.1	24.4	23.3	24.5	20.0	16.0	11.4	8.0	2.8	8.9	10.0	27.8	17.4
1995	20.5	22.5	21.3	22.3	18.0	14.4	10.2	7.1	2.7	7.5	8.0	18.6	9.5	2.1
1996	19.5	21.2	20.1	20.8	16.9	13.5	9.7	7.0	3.1	7.2	7.6	15.3	8.3	4.0	6.0
1997	17.4	18.9	17.7	18.2	14.4	11.2	7.7	5.0	1.5	4.7	4.6	9.9	3.6	-0.6	-2.0	-9.3
1998	16.6	17.9	16.8	17.1	13.6	10.6	7.4	5.0	1.8	4.6	4.5	9.0	3.8	0.6	0.1	-2.7	4.4
1999	16.7	17.9	16.8	17.2	13.9	11.2	8.2	6.1	3.3	6.1	6.1	10.2	6.0	3.9	4.3	3.8	11.1	18.1
2000	16.0	17.1	16.1	16.3	13.3	10.7	7.9	5.9	3.4	5.9	5.9	9.4	5.7	3.9	4.3	3.9	8.7	10.9	4.1
2001	15.1	16.1	15.0	15.2	12.3	9.8	7.2	5.4	3.0	5.2	5.2	8.2	4.9	3.2	3.4	2.9	6.2	6.8	1.5	-1.0
2002	14.6	15.5	14.5	14.6	11.8	9.5	7.0	5.3	3.1	5.2	5.1	7.9	4.8	3.4	3.5	3.1	5.8	6.2	2.5	1.7	4.6
2003	16.6	17.6	16.7	17.0	14.4	12.3	10.2	8.7	6.8	9.1	9.4	12.4	10.0	9.2	10.1	10.7	14.4	16.6	16.2	20.5	33.0	69.1
2004	17.5	18.5	17.7	18.0	15.6	13.7	11.7	10.4	8.7	11.0	11.4	14.4	12.3	11.8	13.0	13.9	17.7	20.0	20.4	24.9	34.9	53.3	38.9
2005	17.9	18.8	18.1	18.4	16.1	14.3	12.4	11.3	9.8	11.9	12.4	15.2	13.5	13.1	14.3	15.2	18.7	20.9	21.4	25.2	32.8	43.8	32.6	26.5
2006	18.3	19.3	18.5	18.9	16.7	15.0	13.3	12.2	10.8	13.0	13.5	16.2	14.6	14.4	15.5	16.6	19.9	21.9	22.5	25.9	32.1	40.0	31.5	27.9	29.2
2007	17.7	18.5	17.8	18.1	16.0	14.4	12.7	11.7	10.3	12.3	12.8	15.2	13.7	13.4	14.4	15.2	18.0	19.6	19.8	22.2	26.6	31.5	23.5	18.8	15.1	2.5
2008	14.3	15.0	14.2	14.3	12.3	10.6	8.9	7.7	6.3	7.9	8.0	9.9	8.2	7.6	8.0	8.2	10.0	10.5	9.7	10.5	12.2	13.5	4.8	-2.3	-10.4	-25.3	-45.6
2009	15.6	16.3	15.6	15.8	13.8	12.3	10.7	9.6	8.4	10.0	10.3	12.2	10.7	10.3	10.9	11.3	13.2	14.1	13.7	14.8	16.9	18.8	12.0	7.3	3.0	-4.5	-7.9	56.2
2010	15.8	16.5	15.8	15.9	14.1	12.6	11.1	10.1	8.9	10.5	10.8	12.7	11.3	10.9	11.5	11.9	13.7	14.6	14.2	15.3	17.3	19.0	13.1	9.3	6.2	1.1	0.6	36.9	20.0
2011	14.4	15.1	14.4	14.5	12.6	11.1	9.7	8.7	7.5	8.9	9.1	10.8	9.4	8.9	9.4	9.6	11.1	11.6	11.1	11.8	13.1	14.1	8.7	4.9	1.7	-3.1	-4.4	15.4	-0.9	-18.1
2012	14.6	15.2	14.6	14.7	12.9	11.5	10.1	9.2	8.0	9.4	9.6	11.2	9.9	9.5	10.0	10.3	11.7	12.2	11.8	12.5	13.8	14.8	9.9	6.7	4.2	0.5	0.1	16.6	5.8	-0.7	20.5
2013	15.1	15.7	15.0	15.1	13.5	12.1	10.8	9.9	8.9	10.2	10.4	12.1	10.8	10.5	11.0	11.3	12.7	13.3	13.0	13.7	15.0	16.0	11.7	9.1	7.1	4.2	4.5	19.1	11.3	8.5	24.9	29.5
2014	14.3	14.9	14.2	14.3	12.7	11.4	10.0	9.2	8.2	9.4	9.6	11.1	9.9	9.6	10.0	10.2	11.5	11.9	11.5	12.1	13.2	13.9	9.9	7.3	5.4	2.8	2.8	14.3	7.4	4.4	13.2	9.8	-6.9
2015	13.9	14.4	13.8	13.9	12.3	11.0	9.7	8.9	7.9	9.1	9.2	10.6	9.5	9.1	9.5	9.7	10.9	11.2	10.8	11.3	12.2	12.8	9.1	6.7	4.9	2.5	2.5	12.3	6.3	3.7	10.0	6.7	-3.1	0.8
2016	13.8	14.4	13.7	13.8	12.2	11.0	9.8	9.0	8.0	9.2	9.3	10.7	9.6	9.2	9.6	9.8	10.9	11.3	10.9	11.3	12.2	12.7	9.3	7.1	5.5	3.4	3.5	12.2	7.0	4.9	10.3	7.9	1.5	6.0	11.4
2017	14.2	14.7	14.1	14.2	12.7	11.5	10.3	9.6	8.7	9.8	10.0	11.3	10.3	10.0	10.4	10.6	11.7	12.1	11.8	12.3	13.1	13.7	10.6	8.6	7.3	5.5	5.8	13.9	9.5	8.0	13.2	11.7	7.7	13.1	19.7	28.7
2018	13.2	13.6	13.0	13.1	11.6	10.4	9.2	8.5	7.6	8.7	8.8	10.0	9.0	8.6	8.9	9.0	10.0	10.3	9.9	10.2	10.9	11.3	8.3	6.4	5.0	3.2	3.2	10.1	5.9	4.2	7.9	5.9	1.7	4.0	5.1	2.0	-19.1
2019	13.4	13.9	13.3	13.3	11.9	10.8	9.6	8.9	8.0	9.1	9.2	10.4	9.4	9.1	9.4	9.6	10.5	10.8	10.5	10.8	11.5	12.0	9.1	7.4	6.1	4.5	4.7	11.1	7.4	6.1	9.5	8.1	4.9	7.4	9.1	8.3	-0.6	22.1
2020	13.1	13.6	13.0	13.0	11.7	10.6	9.4	8.7	7.9	8.9	9.0	10.2	9.2	8.9	9.2	9.3	10.2	10.5	10.2	10.5	11.1	11.5	8.8	7.1	6.0	4.5	4.6	10.5	7.1	5.8	8.9	7.5	4.7	6.8	8.0	7.2	0.9	12.6	3.9
2021	13.3	13.7	13.2	13.2	11.9	10.8	9.7	9.0	8.2	9.2	9.4	10.5	9.6	9.3	9.6	9.7	10.6	10.9	10.5	10.9	11.5	11.9	9.3	7.8	6.7	5.4	5.6	11.1	8.0	7.0	9.9	8.8	6.4	8.5	9.8	9.5	5.1	14.7	11.2	19.1
2022	12.6	13.0	12.5	12.5	11.2	10.1	9.1	8.4	7.6	8.6	8.7	9.7	8.8	8.5	8.8	8.9	9.7	9.9	9.6	9.8	10.4	10.7	8.2	6.7	5.7	4.3	4.5	9.4	6.5	5.4	7.9	6.7	4.4	6.0	6.7	5.9	1.9	8.0	3.6	3.5	-10.1
2023	12.8	13.2	12.7	12.7	11.4	10.4	9.4	8.7	8.0	8.9	9.0	10.0	9.2	8.9	9.1	9.2	10.0	10.3	10.0	10.2	10.8	11.1	8.7	7.4	6.4	5.2	5.3	10.1	7.4	6.5	8.8	7.8	5.8	7.4	8.2	7.8	4.6	10.2	7.3	8.5	3.6	19.4

Dimensional International Small Cap Growth Index

1990–2023

Growth of $1

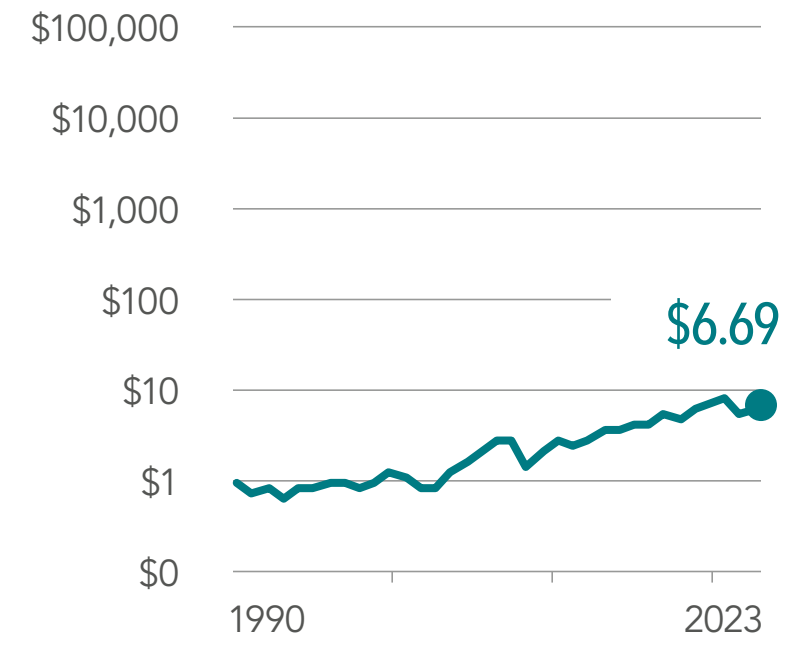

See Sources and Descriptions of Data.

	1990	1991	1992	1993	1994	1995	1996	1997	1998	1999	2000	2001	2002	2003	2004	2005	2006	2007	2008	2009	2010	2011	2012	2013	2014	2015	2016	2017	2018	2019	2020	2021	2022	2023
1990	-21.2
1991	-8.6	5.9
1992	-12.3	-7.5	-19.2
1993	-4.3	2.1	0.3	24.5
1994	-1.8	3.8	3.1	16.4	8.8
1995	-0.8	3.8	3.3	12.2	6.5	4.1
1996	0.1	4.1	3.8	10.5	6.2	4.9	5.7
1997	-1.4	1.9	1.2	5.8	1.6	-0.6	-3.0	-10.9
1998	0.1	3.1	2.7	6.9	3.7	2.4	1.9	0.0	12.2
1999	2.9	6.0	6.0	10.2	8.0	7.8	8.8	9.8	21.9	32.4
2000	1.4	4.0	3.8	7.1	4.8	4.2	4.2	3.8	9.2	7.8	-12.3
2001	-0.8	1.3	0.9	3.4	1.1	0.0	-0.7	-1.9	0.5	-3.2	-17.2	-21.8
2002	-1.2	0.6	0.2	2.3	0.1	-0.9	-1.6	-2.8	-1.1	-4.1	-13.9	-14.7	-6.9
2003	2.1	4.1	4.0	6.4	4.8	4.3	4.3	4.1	6.9	5.8	0.1	4.6	21.0	57.2
2004	3.8	5.9	5.9	8.3	6.9	6.7	7.0	7.2	10.0	9.7	5.6	10.7	24.3	43.6	31.1
2005	5.0	7.0	7.1	9.5	8.3	8.3	8.7	9.0	11.8	11.7	8.6	13.4	24.4	37.0	28.0	24.9
2006	6.1	8.0	8.2	10.5	9.5	9.5	10.0	10.5	13.1	13.2	10.7	15.1	24.4	33.7	26.7	24.6	24.3
2007	6.1	8.0	8.1	10.3	9.3	9.4	9.8	10.2	12.5	12.6	10.3	14.0	21.4	28.0	21.6	18.6	15.6	7.4
2008	2.2	3.7	3.6	5.2	4.0	3.7	3.7	3.5	4.9	4.2	1.5	3.3	7.5	10.2	2.6	-3.5	-11.5	-25.3	-48.0
2009	4.2	5.7	5.7	7.4	6.4	6.2	6.4	6.4	8.0	7.6	5.4	7.6	12.0	15.0	9.2	5.2	0.8	-6.0	-12.1	48.8
2010	5.1	6.7	6.7	8.4	7.5	7.4	7.6	7.7	9.3	9.1	7.2	9.4	13.5	16.4	11.5	8.5	5.5	1.2	-0.7	37.2	26.5
2011	4.3	5.7	5.7	7.2	6.3	6.2	6.3	6.3	7.7	7.3	5.5	7.3	10.7	12.9	8.3	5.4	2.4	-1.5	-3.6	18.5	5.7	-11.6
2012	4.9	6.3	6.3	7.8	7.0	6.9	7.0	7.1	8.4	8.2	6.5	8.2	11.5	13.5	9.5	7.0	4.7	1.7	0.6	18.7	10.1	2.7	19.3
2013	5.9	7.2	7.3	8.8	8.0	8.0	8.2	8.4	9.7	9.5	8.1	9.8	13.0	15.0	11.4	9.4	7.6	5.4	5.1	21.0	14.9	11.3	24.9	30.7
2014	5.5	6.8	6.8	8.2	7.4	7.4	7.5	7.6	8.8	8.6	7.2	8.8	11.6	13.3	9.9	8.0	6.3	4.2	3.8	16.4	10.9	7.3	14.4	12.1	-3.9
2015	5.7	6.9	6.9	8.3	7.6	7.5	7.7	7.8	8.9	8.7	7.4	8.9	11.5	13.0	10.0	8.2	6.7	4.9	4.6	15.6	10.8	7.9	13.4	11.5	3.0	10.5
2016	5.5	6.7	6.7	7.9	7.3	7.2	7.4	7.4	8.5	8.3	7.0	8.4	10.8	12.1	9.3	7.6	6.2	4.5	4.2	13.6	9.4	6.7	10.9	8.8	2.4	5.7	1.1
2017	6.4	7.6	7.7	8.9	8.3	8.3	8.5	8.6	9.7	9.6	8.4	9.8	12.2	13.6	10.9	9.5	8.3	7.0	6.9	15.9	12.3	10.4	14.6	13.7	9.8	14.8	17.0	35.3
2018	5.5	6.6	6.6	7.8	7.2	7.1	7.2	7.3	8.2	8.0	6.9	8.1	10.2	11.3	8.8	7.3	6.1	4.7	4.5	12.0	8.5	6.5	9.4	7.8	3.7	5.7	4.2	5.8	-17.4
2019	6.2	7.3	7.4	8.5	7.9	7.9	8.0	8.1	9.1	8.9	7.9	9.1	11.1	12.3	9.9	8.7	7.6	6.4	6.3	13.4	10.4	8.8	11.6	10.6	7.5	10.0	9.8	12.9	3.1	28.7
2020	6.6	7.7	7.7	8.8	8.3	8.3	8.4	8.5	9.5	9.4	8.4	9.5	11.5	12.6	10.4	9.2	8.3	7.2	7.2	13.8	11.1	9.7	12.3	11.5	9.0	11.3	11.5	14.2	8.0	23.4	18.4
2021	6.8	7.8	7.9	9.0	8.5	8.4	8.6	8.7	9.6	9.5	8.6	9.7	11.6	12.6	10.6	9.5	8.6	7.6	7.6	13.8	11.3	10.0	12.4	11.7	9.5	11.6	11.8	14.1	9.3	20.0	15.8	13.3
2022	5.6	6.5	6.5	7.5	7.0	6.9	7.0	7.1	7.9	7.7	6.7	7.7	9.3	10.2	8.2	7.0	6.1	5.0	4.8	10.2	7.7	6.3	8.1	7.0	4.7	5.8	5.2	5.9	0.8	5.9	-0.8	-9.1	-27.1
2023	5.7	6.7	6.7	7.7	7.2	7.1	7.2	7.3	8.0	7.9	7.0	7.9	9.5	10.3	8.4	7.3	6.4	5.4	5.3	10.4	8.1	6.8	8.5	7.5	5.4	6.5	6.0	6.8	2.6	7.2	2.4	-2.4	-9.5	12.5

MSCI Emerging Markets Index

1988–2023

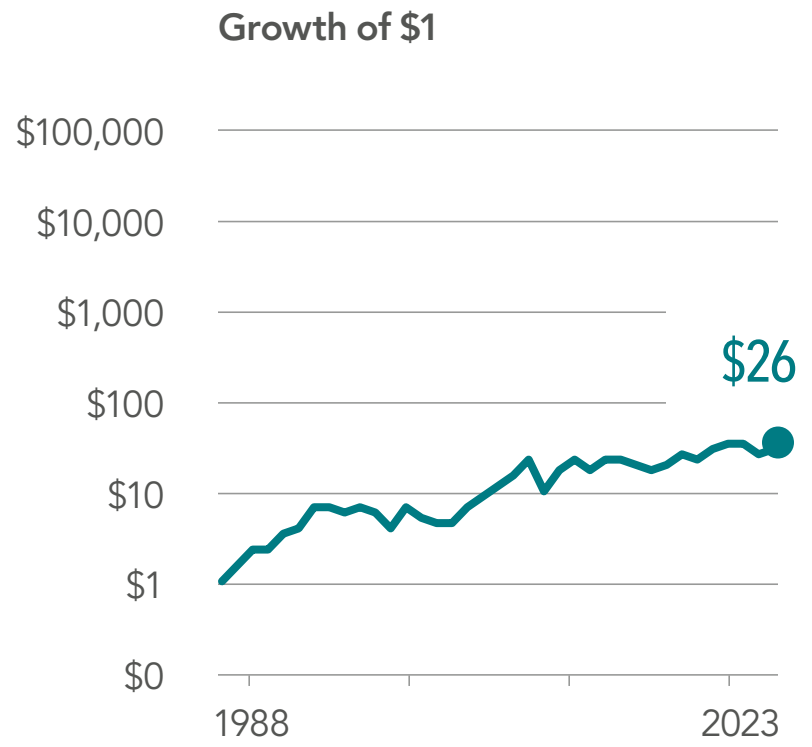

See Sources and Descriptions of Data.

	1988	1989	1990	1991	1992	1993	1994	1995	1996	1997	1998	1999	2000	2001	2002	2003	2004	2005	2006	2007	2008	2009	2010	2011	2012	2013	2014	2015	2016	2017	2018	2019	2020	2021	2022	2023
1988	40.4																																			
1989	52.2	65.0																																		
1990	27.5	21.5	-10.6																																	
1991	34.9	33.1	19.6	59.9																																
1992	29.8	27.3	16.8	33.5	11.4																															
1993	36.4	35.7	29.2	46.0	39.6	74.8																														
1994	29.1	27.3	20.9	30.3	21.8	27.3	1.25																													
1995	24.2	22.1	16.1	22.3	14.4	15.4	-6.3	-5.2																												
1996	22.1	19.9	14.6	19.4	12.7	13.0	-2.3	0.3	6.0																											
1997	18.2	15.9	10.9	14.4	8.2	7.6	-4.7	-3.9	-3.2	-11.6																										
1998	13.4	10.9	6.2	8.5	2.6	1.2	-9.3	-9.7	-11.2	-18.8	-25.3																									
1999	17.0	15.1	11.0	13.7	9.0	8.7	0.4	2.0	3.9	3.2	11.5	66.4																								
2000	12.4	10.4	6.4	8.3	3.7	2.7	-4.8	-4.3	-4.2	-6.6	-4.8	7.5	-30.6																							
2001	11.3	9.3	5.6	7.2	3.0	2.2	-4.5	-4.1	-3.9	-5.7	-4.2	4.1	-17.7	-2.4																						
2002	10.0	8.1	4.7	6.1	2.2	1.3	-4.6	-4.3	-4.2	-5.8	-4.6	1.5	-14.0	-4.2	-6.0																					
2003	12.5	10.8	7.7	9.3	5.9	5.4	0.2	1.1	1.9	1.3	3.6	10.6	-0.1	12.8	21.2	56.3																				
2004	13.2	11.7	8.9	10.4	7.3	7.0	2.3	3.3	4.3	4.1	6.5	13.0	4.6	15.9	22.8	40.3	26.0																			
2005	14.3	13.0	10.3	11.9	9.0	8.9	4.7	5.8	7.0	7.1	9.7	15.9	9.1	19.4	25.6	38.4	30.2	34.5																		
2006	15.2	14.0	11.5	13.1	10.5	10.4	6.6	7.8	9.1	9.4	12.0	17.8	12.2	21.5	27.0	36.9	31.0	33.5	32.6																	
2007	16.3	15.2	12.9	14.5	12.1	12.2	8.7	10.0	11.4	11.9	14.5	20.1	15.3	24.0	29.0	37.5	33.1	35.6	36.1	39.8																
2008	11.4	10.1	7.8	8.9	6.5	6.2	2.7	3.5	4.2	4.0	5.6	9.3	4.3	9.8	11.6	14.9	8.0	3.9	-4.6	-19.1	-53.2															
2009	13.8	12.7	10.6	11.8	9.6	9.5	6.4	7.3	8.3	8.5	10.3	14.3	10.1	15.9	18.4	22.4	17.5	15.9	11.6	5.4	-8.5	79.0														
2010	14.1	13.0	11.0	12.2	10.1	10.0	7.1	8.0	9.0	9.2	11.0	14.7	10.9	16.2	18.5	22.0	17.7	16.4	13.1	8.7	0.0	46.1	19.2													
2011	12.5	11.4	9.4	10.5	8.5	8.3	5.5	6.3	7.1	7.1	8.6	11.8	8.1	12.6	14.2	16.7	12.5	10.7	7.2	2.7	-4.9	20.4	-1.2	-18.2												
2012	12.7	11.7	9.8	10.9	8.9	8.8	6.1	6.9	7.7	7.8	9.2	12.3	8.9	13.1	14.6	16.9	13.2	11.7	8.7	5.2	-0.6	20.0	5.0	-1.5	18.6											
2013	12.1	11.1	9.3	10.3	8.4	8.3	5.7	6.4	7.1	7.2	8.5	11.2	8.1	11.8	13.1	15.0	11.5	10.0	7.3	4.1	-0.9	15.1	3.1	-1.7	7.7	-2.3										
2014	11.6	10.6	8.8	9.7	7.9	7.8	5.3	6.0	6.6	6.7	7.8	10.4	7.4	10.8	11.9	13.5	10.2	8.8	6.2	3.3	-1.0	12.1	2.1	-1.8	4.4	-2.0	-1.8									
2015	10.5	9.5	7.8	8.6	6.9	6.7	4.3	4.9	5.5	5.4	6.5	8.7	5.9	8.9	9.7	11.0	7.9	6.4	3.9	1.2	-2.8	7.9	-0.9	-4.5	-0.7	-6.4	-8.4	-14.6								
2016	10.5	9.6	8.0	8.7	7.1	6.9	4.6	5.2	5.7	5.7	6.7	8.9	6.2	9.0	9.8	11.1	8.2	6.8	4.6	2.2	-1.3	8.3	0.8	-2.0	1.6	-2.2	-2.2	-2.4	11.6							
2017	11.4	10.5	8.9	9.7	8.1	8.0	5.8	6.5	7.0	7.1	8.1	10.2	7.7	10.6	11.4	12.7	10.1	8.9	7.0	5.0	2.0	11.2	4.8	2.9	6.9	4.7	6.6	9.5	24.0	37.8						
2018	10.4	9.5	8.0	8.7	7.2	7.0	5.0	5.5	6.0	6.0	6.9	8.8	6.4	9.0	9.7	10.8	8.3	7.1	5.2	3.2	0.4	8.4	2.5	0.6	3.6	1.3	2.0	3.0	9.7	8.7	-14.2					
2019	10.7	9.8	8.4	9.1	7.6	7.5	5.5	6.0	6.5	6.5	7.4	9.3	7.0	9.5	10.2	11.2	8.9	7.8	6.2	4.4	1.8	9.3	4.0	2.5	5.4	3.6	4.7	6.0	11.9	12.0	1.0	18.9				
2020	10.9	10.1	8.7	9.4	8.0	7.8	5.9	6.5	7.0	7.0	7.9	9.7	7.6	9.9	10.6	11.6	9.5	8.5	7.0	5.3	3.1	10.1	5.3	4.0	6.8	5.4	6.6	8.0	13.2	13.6	6.6	18.8	18.7			
2021	10.5	9.7	8.3	9.0	7.6	7.5	5.6	6.1	6.6	6.6	7.5	9.2	7.1	9.3	10.0	10.9	8.8	7.8	6.4	4.8	2.7	9.1	4.6	3.4	5.9	4.5	5.4	6.5	10.5	10.3	4.3	11.3	7.7	-2.2		
2022	9.5	8.7	7.3	7.9	6.6	6.4	4.6	5.1	5.5	5.5	6.2	7.8	5.8	7.8	8.3	9.1	7.0	6.1	4.6	3.1	1.0	6.7	2.5	1.3	3.2	1.8	2.3	2.8	5.6	4.6	-1.0	2.6	-2.3	-11.4	-19.7	
2023	9.5	8.7	7.4	8.0	6.7	6.6	4.8	5.3	5.6	5.6	6.4	7.9	5.9	7.9	8.4	9.1	7.2	6.3	4.9	3.5	1.6	6.9	3.1	1.9	3.8	2.6	3.0	3.6	6.1	5.4	0.8	4.1	0.7	-4.7	-5.9	10.3
	1988	1989	1990	1991	1992	1993	1994	1995	1996	1997	1998	1999	2000	2001	2002	2003	2004	2005	2006	2007	2008	2009	2010	2011	2012	2013	2014	2015	2016	2017	2018	2019	2020	2021	2022	2023

Dimensional Emerging Markets Value Index

1990–2023

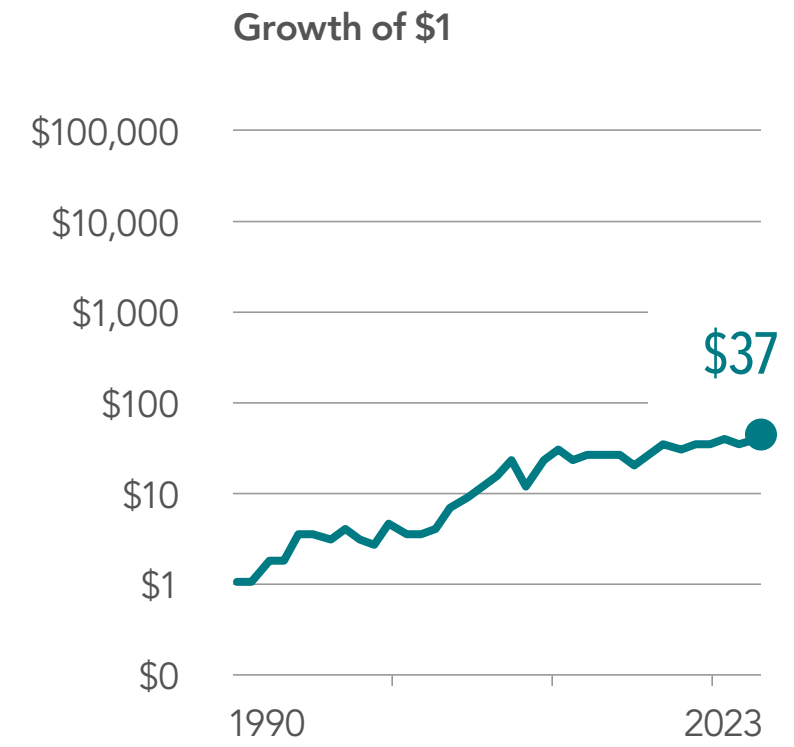

See Sources and Descriptions of Data.

	1990	1991	1992	1993	1994	1995	1996	1997	1998	1999	2000	2001	2002	2003	2004	2005	2006	2007	2008	2009	2010	2011	2012	2013	2014	2015	2016	2017	2018	2019	2020	2021	2022	2023
1990	4.7																																	
1991	30.1	61.7																																
1992	19.7	28.0	1.3																															
1993	33.3	44.5	36.6	84.2																														
1994	27.0	33.2	24.9	38.7	4.4																													
1995	20.5	23.9	15.9	21.2	-1.6	-7.3																												
1996	19.8	22.5	15.9	19.8	3.8	3.5	15.7																											
1997	15.0	16.5	10.3	12.2	-0.8	-2.5	0.0	-13.6																										
1998	10.4	11.2	5.4	6.0	-5.0	-7.3	-7.2	-16.9	-20.2																									
1999	15.7	16.9	12.3	14.0	5.2	5.4	8.8	6.6	18.4	75.6																								
2000	11.1	11.7	7.3	8.0	0.1	-0.6	0.8	-2.6	1.3	14.1	-25.8																							
2001	10.7	11.3	7.2	7.9	0.9	0.4	1.8	-0.8	2.7	11.7	-10.9	7.1																						
2002	10.2	10.7	6.9	7.5	1.3	0.9	2.1	0.0	2.9	9.7	-6.2	5.4	3.8																					
2003	13.9	14.6	11.4	12.4	6.9	7.2	9.2	8.3	12.5	20.4	9.6	24.8	34.8	75.0																				
2004	15.1	15.9	13.0	14.0	9.2	9.6	11.7	11.2	15.3	22.6	14.1	27.1	34.5	53.1	34.0																			
2005	16.2	17.0	14.3	15.4	11.0	11.6	13.7	13.5	17.4	24.1	17.1	28.3	34.2	46.2	33.7	33.3																		
2006	17.3	18.1	15.6	16.7	12.7	13.4	15.5	15.5	19.3	25.5	19.6	29.5	34.5	43.5	34.3	34.5	35.6																	
2007	18.7	19.6	17.3	18.5	14.8	15.7	17.8	18.0	21.8	27.6	22.6	31.7	36.4	44.0	37.2	38.2	40.7	46.1																
2008	13.4	13.9	11.5	12.2	8.6	8.9	10.2	9.8	12.2	16.1	10.9	16.6	18.0	20.6	11.9	7.0	-0.6	-14.9	-50.4															
2009	16.6	17.3	15.2	16.1	12.8	13.4	15.0	14.9	17.7	21.9	17.6	23.7	26.0	29.5	23.2	21.1	18.3	13.0	-0.6	99.2														
2010	16.8	17.5	15.5	16.4	13.3	13.9	15.4	15.4	18.0	21.9	17.9	23.5	25.5	28.5	23.0	21.2	19.0	15.1	6.3	55.7	21.7													
2011	14.7	15.2	13.3	13.9	10.9	11.3	12.6	12.4	14.5	17.8	13.9	18.4	19.6	21.5	16.1	13.8	10.8	6.4	-1.7	23.5	-2.8	-22.3												
2012	14.9	15.4	13.5	14.2	11.4	11.8	13.0	12.8	14.8	17.9	14.3	18.5	19.6	21.3	16.5	14.4	12.0	8.4	2.2	22.4	4.1	-3.8	19.3											
2013	14.1	14.6	12.8	13.4	10.6	11.0	12.1	11.9	13.7	16.4	13.0	16.8	17.6	19.0	14.5	12.5	10.1	6.9	1.5	17.1	2.5	-3.2	8.1	-2.1										
2014	13.4	13.8	12.1	12.6	10.0	10.2	11.3	11.0	12.7	15.1	11.9	15.3	15.9	17.0	12.8	10.8	8.6	5.6	0.8	13.5	1.4	-3.1	4.3	-2.4	-2.8									
2015	12.0	12.3	10.6	11.0	8.5	8.7	9.5	9.2	10.6	12.8	9.7	12.6	13.0	13.7	9.7	7.8	5.5	2.6	-1.8	8.2	-2.3	-6.4	-2.0	-8.2	-11.1	-18.7								
2016	12.3	12.6	10.9	11.4	9.0	9.2	10.0	9.7	11.1	13.2	10.3	13.1	13.5	14.2	10.5	8.8	6.8	4.2	0.4	9.7	0.7	-2.4	2.1	-1.8	-1.6	-1.1	20.4							
2017	13.0	13.3	11.7	12.2	9.9	10.1	11.0	10.8	12.1	14.2	11.5	14.2	14.6	15.4	12.0	10.5	8.8	6.6	3.3	12.1	4.3	2.0	6.8	4.4	6.1	9.3	26.7	33.3						
2018	12.1	12.3	10.8	11.2	9.0	9.2	10.0	9.7	11.0	12.8	10.2	12.6	13.0	13.6	10.4	8.8	7.2	5.1	2.0	9.6	2.5	0.4	4.1	1.8	2.6	4.0	12.9	9.3	-10.4					
2019	12.0	12.3	10.8	11.2	9.0	9.2	10.0	9.7	10.9	12.7	10.2	12.5	12.9	13.4	10.4	9.0	7.4	5.5	2.7	9.7	3.3	1.5	4.9	3.0	3.9	5.3	12.3	9.7	-0.4	10.6				
2020	11.7	11.9	10.5	10.8	8.8	8.9	9.7	9.4	10.5	12.2	9.8	12.0	12.3	12.7	9.9	8.5	7.0	5.2	2.6	9.0	3.2	1.5	4.6	2.9	3.6	4.7	10.2	7.8	0.4	6.3	2.1			
2021	11.7	12.0	10.6	10.9	8.9	9.1	9.8	9.6	10.7	12.2	10.0	12.1	12.3	12.8	10.1	8.8	7.4	5.8	3.3	9.4	4.0	2.6	5.4	4.0	4.8	5.9	10.7	8.9	3.5	8.6	7.6	13.3		
2022	11.0	11.3	9.9	10.2	8.3	8.4	9.1	8.8	9.8	11.3	9.1	11.0	11.2	11.6	9.0	7.8	6.4	4.8	2.5	8.0	3.0	1.6	4.1	2.7	3.2	4.0	7.7	5.8	1.0	4.0	1.9	1.8	-8.5	
2023	11.2	11.4	10.1	10.4	8.5	8.7	9.3	9.1	10.0	11.5	9.4	11.2	11.4	11.8	9.3	8.2	6.9	5.4	3.3	8.5	3.9	2.6	5.0	3.8	4.4	5.3	8.7	7.2	3.3	6.3	5.3	6.4	3.0	16.0
	1990	1991	1992	1993	1994	1995	1996	1997	1998	1999	2000	2001	2002	2003	2004	2005	2006	2007	2008	2009	2010	2011	2012	2013	2014	2015	2016	2017	2018	2019	2020	2021	2022	2023

Dimensional Emerging Markets Adjusted Market Index

1990–2023

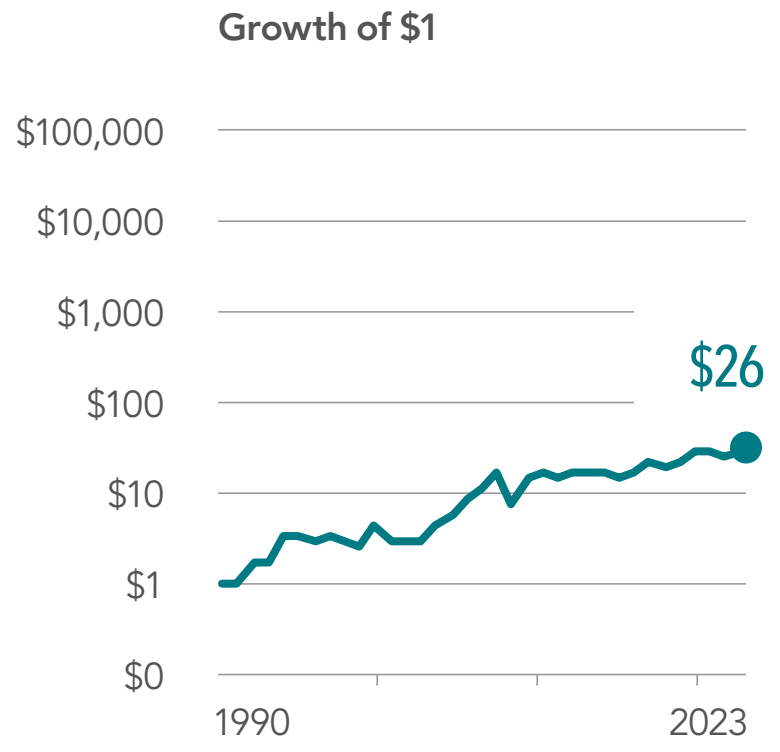

See Sources and Descriptions of Data.

	1990	1991	1992	1993	1994	1995	1996	1997	1998	1999	2000	2001	2002	2003	2004	2005	2006	2007	2008	2009	2010	2011	2012	2013	2014	2015	2016	2017	2018	2019	2020	2021	2022	2023
1990	5.0																																	
1991	29.7	60.2																																
1992	21.2	30.2	5.8																															
1993	33.5	44.6	37.3	78.3																														
1994	25.6	31.4	23.0	32.6	-1.4																													
1995	19.3	22.4	14.4	17.4	-4.7	-7.9																												
1996	18.0	20.3	13.5	15.6	0.0	0.7	10.2																											
1997	14.4	15.8	9.7	10.5	-2.0	-2.2	0.8	-7.8																										
1998	10.1	10.8	5.1	5.0	-5.6	-6.6	-6.1	-13.4	-18.5																									
1999	15.3	16.5	12.0	12.9	4.6	5.9	9.6	9.4	19.2	74.5																								
2000	9.9	10.4	5.9	5.9	-1.6	-1.7	-0.4	-2.9	-1.2	8.9	-32.1																							
2001	9.2	9.6	5.5	5.4	-1.3	-1.2	-0.1	-2.0	-0.5	6.4	-17.0	1.5																						
2002	8.2	8.5	4.7	4.6	-1.4	-1.4	-0.5	-2.1	-0.9	4.0	-12.5	-0.6	-2.7																					
2003	11.4	11.9	8.6	8.9	3.7	4.3	5.9	5.3	7.6	13.8	2.3	17.2	26.0	63.1																				
2004	12.6	13.2	10.2	10.6	5.9	6.6	8.4	8.2	10.7	16.4	7.4	20.4	27.5	45.9	30.6																			
2005	13.9	14.5	11.8	12.2	8.0	8.9	10.7	10.8	13.4	18.8	11.5	23.1	29.1	41.9	32.4	34.3																		
2006	15.0	15.7	13.2	13.7	9.9	10.9	12.7	13.0	15.6	20.8	14.6	25.0	30.3	40.2	33.3	34.7	35.1																	
2007	16.5	17.2	14.9	15.5	12.0	13.1	15.1	15.5	18.2	23.2	17.9	27.6	32.5	41.0	35.9	37.7	39.5	44.1																
2008	11.0	11.4	9.0	9.2	5.7	6.2	7.4	7.2	8.6	11.8	6.4	12.6	14.2	17.3	9.8	5.2	-3.0	-17.8	-53.2															
2009	14.1	14.6	12.5	12.9	9.7	10.5	11.9	12.1	13.9	17.4	12.9	19.4	21.9	25.8	20.5	18.6	15.0	9.0	-5.2	91.8														
2010	14.5	15.0	13.0	13.4	10.4	11.2	12.6	12.8	14.6	17.9	13.8	19.8	22.0	25.5	20.9	19.3	16.6	12.4	3.4	53.7	23.1													
2011	12.7	13.1	11.1	11.4	8.6	9.2	10.3	10.4	11.8	14.5	10.6	15.6	17.1	19.5	15.0	12.9	9.7	5.2	-2.7	24.1	-0.1	-19.0												
2012	13.1	13.4	11.6	11.9	9.2	9.8	10.9	11.0	12.4	15.0	11.4	16.1	17.5	19.7	15.7	13.9	11.3	7.7	1.7	23.4	6.5	-0.9	21.2											
2013	12.4	12.8	11.0	11.2	8.6	9.2	10.2	10.2	11.5	13.8	10.4	14.6	15.8	17.6	13.9	12.1	9.6	6.4	1.2	18.0	4.5	-1.0	9.4	-1.2										
2014	11.9	12.2	10.5	10.7	8.2	8.7	9.7	9.6	10.8	12.9	9.7	13.5	14.5	16.0	12.5	10.8	8.5	5.6	1.0	14.8	3.6	-0.8	6.2	-0.6	-0.1									
2015	10.8	11.1	9.4	9.5	7.1	7.6	8.4	8.3	9.3	11.2	8.1	11.5	12.2	13.5	10.1	8.4	6.1	3.3	-0.9	10.3	0.6	-3.4	1.0	-5.0	-6.8	-13.1								
2016	10.9	11.2	9.6	9.7	7.4	7.8	8.7	8.6	9.5	11.3	8.4	11.7	12.4	13.5	10.4	8.9	6.8	4.3	0.7	10.8	2.4	-0.7	3.4	-0.6	-0.4	-0.5	14.0							
2017	11.7	12.0	10.5	10.7	8.5	8.9	9.8	9.7	10.7	12.5	9.8	12.9	13.7	14.9	12.0	10.7	9.0	6.9	3.7	13.3	6.1	3.8	8.2	5.8	7.6	10.3	24.4	35.7						
2018	10.7	10.9	9.4	9.6	7.5	7.9	8.6	8.5	9.4	11.0	8.4	11.2	11.8	12.8	10.1	8.8	7.0	4.9	2.0	10.2	3.6	1.4	4.7	2.2	2.9	3.7	10.0	8.0	-14.0					
2019	10.9	11.1	9.7	9.8	7.8	8.2	8.9	8.9	9.7	11.3	8.8	11.5	12.1	13.0	10.5	9.3	7.7	5.8	3.1	10.8	4.9	3.0	6.2	4.2	5.1	6.2	11.6	10.8	0.2	16.7				
2020	11.0	11.2	9.8	10.0	8.0	8.4	9.1	9.1	9.9	11.4	9.0	11.6	12.2	13.1	10.7	9.5	8.1	6.4	3.9	11.0	5.7	4.1	7.0	5.3	6.3	7.4	12.1	11.6	4.6	15.3	14.0			
2021	10.9	11.1	9.7	9.9	8.0	8.4	9.0	9.0	9.8	11.2	8.9	11.4	11.9	12.8	10.5	9.4	8.0	6.4	4.1	10.7	5.8	4.3	7.0	5.5	6.4	7.4	11.2	10.7	5.2	12.5	10.5	7.1		
2022	10.0	10.1	8.8	8.9	7.1	7.4	8.0	7.9	8.6	9.9	7.7	10.0	10.4	11.1	8.9	7.8	6.4	4.8	2.6	8.6	3.9	2.5	4.7	3.1	3.6	4.1	6.8	5.7	0.6	4.6	0.8	-5.2	-16.1	
2023	10.1	10.3	9.0	9.1	7.3	7.6	8.2	8.2	8.8	10.1	8.0	10.2	10.6	11.3	9.2	8.2	6.9	5.4	3.4	9.0	4.6	3.3	5.5	4.1	4.7	5.2	7.8	6.9	2.8	6.5	4.1	1.0	-1.9	14.6
	1990	1991	1992	1993	1994	1995	1996	1997	1998	1999	2000	2001	2002	2003	2004	2005	2006	2007	2008	2009	2010	2011	2012	2013	2014	2015	2016	2017	2018	2019	2020	2021	2022	2023

Dimensional Emerging Markets Small Index

1989–2023

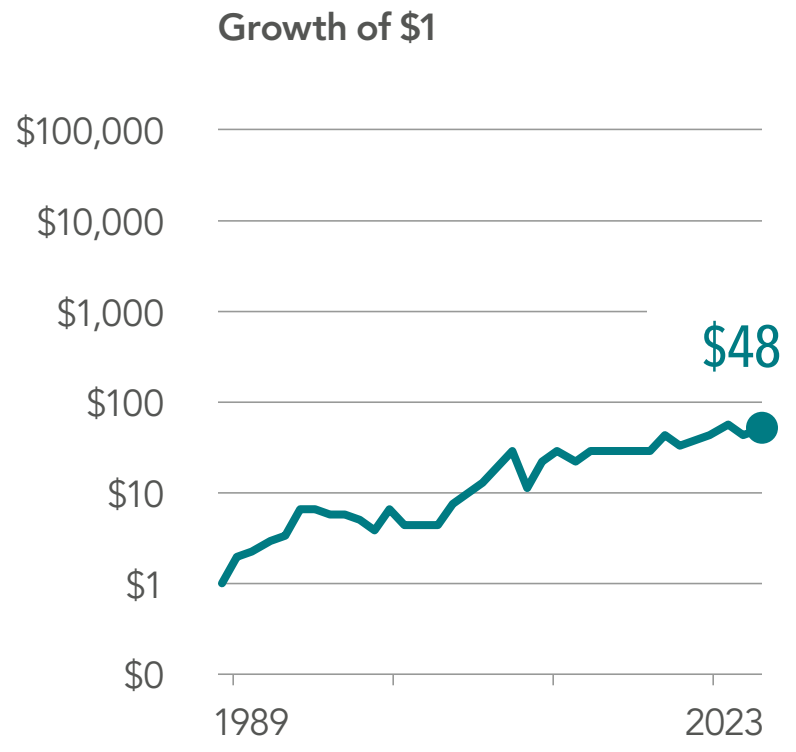

See Sources and Descriptions of Data.

	1989	1990	1991	1992	1993	1994	1995	1996	1997	1998	1999	2000	2001	2002	2003	2004	2005	2006	2007	2008	2009	2010	2011	2012	2013	2014	2015	2016	2017	2018	2019	2020	2021	2022	2023
1989	84.3																																		
1990	45.6	15.0																																	
1991	44.8	28.3	43.1																																
1992	36.2	23.1	27.4	13.3																															
1993	43.5	34.7	42.1	41.5	76.7																														
1994	35.1	26.9	30.1	26.0	32.9	-0.1																													
1995	26.8	19.1	19.9	14.7	15.2	-7.0	-13.4																												
1996	24.3	17.4	17.9	13.4	13.4	-2.2	-3.3	8.1																											
1997	19.0	12.6	12.3	7.8	6.8	-5.9	-7.7	-4.8	-16.1																										
1998	14.4	8.4	7.7	3.4	1.8	-8.8	-10.9	-10.1	-18.0	-19.8																									
1999	18.3	13.2	13.0	9.7	9.2	0.8	1.0	4.9	3.9	15.5	66.5																								
2000	12.7	7.8	7.1	3.7	2.6	-5.1	-5.9	-4.3	-7.2	-4.0	5.0	-33.7																							
2001	12.0	7.4	6.7	3.6	2.6	-4.1	-4.7	-3.1	-5.2	-2.3	4.3	-17.4	2.9																						
2002	11.0	6.7	6.1	3.2	2.3	-3.8	-4.2	-2.8	-4.6	-2.1	3.0	-12.3	0.9	-1.0																					
2003	14.2	10.4	10.1	7.7	7.2	1.9	2.2	4.3	3.8	7.5	14.0	3.7	20.4	30.3	71.5																				
2004	15.3	11.8	11.6	9.4	9.1	4.4	4.9	7.2	7.1	10.8	17.0	9.0	23.5	31.2	51.1	33.1																			
2005	16.2	12.9	12.7	10.8	10.7	6.4	7.0	9.3	9.5	13.2	18.9	12.4	24.9	31.1	44.0	31.9	30.8																		
2006	17.3	14.2	14.2	12.5	12.4	8.6	9.3	11.7	12.0	15.7	21.1	15.7	27.0	32.5	42.5	34.0	34.4	38.2																	
2007	18.6	15.7	15.8	14.2	14.3	10.8	11.7	14.1	14.7	18.3	23.5	19.0	29.4	34.4	42.9	36.5	37.7	41.2	44.3																
2008	12.5	9.6	9.3	7.6	7.3	3.8	4.0	5.5	5.3	7.5	10.7	5.8	12.2	13.6	16.2	7.5	1.9	-6.2	-22.7	-58.6															
2009	15.9	13.2	13.2	11.7	11.6	8.4	9.0	10.8	11.1	13.7	17.3	13.3	20.3	22.6	26.4	20.2	17.8	14.7	7.8	-6.8	109.8														
2010	16.4	13.8	13.8	12.4	12.4	9.4	10.0	11.8	12.1	14.6	18.1	14.4	20.9	23.1	26.5	21.1	19.2	17.0	12.2	3.2	62.9	26.6													
2011	14.2	11.8	11.6	10.2	10.1	7.2	7.7	9.1	9.2	11.3	14.1	10.6	15.9	17.2	19.5	14.2	11.7	8.8	3.8	-4.5	26.3	-2.0	-24.2												
2012	14.7	12.3	12.2	10.9	10.8	8.1	8.6	10.0	10.2	12.2	14.9	11.7	16.7	18.0	20.1	15.4	13.4	11.1	7.1	0.9	26.1	6.5	-2.4	25.7											
2013	14.1	11.9	11.7	10.5	10.3	7.8	8.2	9.6	9.6	11.5	14.0	10.9	15.4	16.5	18.3	13.9	12.0	9.8	6.3	1.0	20.7	5.2	-1.1	12.9	1.4										
2014	13.6	11.4	11.3	10.1	9.9	7.5	7.9	9.1	9.2	10.9	13.1	10.3	14.3	15.3	16.8	12.7	10.9	8.9	5.7	1.1	17.3	4.4	-0.5	9.0	1.4	1.5									
2015	12.8	10.6	10.5	9.3	9.1	6.7	7.1	8.2	8.2	9.8	11.8	9.1	12.8	13.5	14.7	10.9	9.1	7.1	4.2	0.0	13.4	2.4	-1.9	4.6	-1.6	-3.0	-7.3								
2016	12.8	10.7	10.6	9.4	9.3	7.0	7.3	8.4	8.5	9.9	11.9	9.3	12.8	13.5	14.6	11.1	9.4	7.7	5.0	1.4	13.4	3.8	0.5	6.3	1.9	2.1	2.4	13.0							
2017	13.5	11.5	11.4	10.3	10.2	8.1	8.4	9.6	9.6	11.1	13.0	10.6	14.0	14.7	15.9	12.7	11.2	9.7	7.5	4.3	15.6	7.3	4.8	10.7	7.9	9.6	12.4	23.8	35.5						
2018	12.3	10.4	10.3	9.2	9.0	6.9	7.3	8.3	8.3	9.6	11.3	9.0	12.0	12.6	13.5	10.4	9.0	7.4	5.2	2.2	11.9	4.4	1.9	6.3	3.3	3.7	4.3	8.5	6.2	-16.7					
2019	12.4	10.6	10.4	9.4	9.3	7.3	7.6	8.5	8.6	9.8	11.5	9.3	12.2	12.7	13.6	10.7	9.4	8.0	6.0	3.3	12.2	5.4	3.3	7.4	5.0	5.6	6.4	10.1	9.2	-2.0	15.3				
2020	12.5	10.7	10.6	9.6	9.4	7.5	7.8	8.8	8.8	10.0	11.6	9.5	12.3	12.8	13.7	10.9	9.7	8.4	6.6	4.1	12.4	6.2	4.4	8.1	6.1	6.8	7.7	11.0	10.5	3.3	14.9	14.6			
2021	12.6	10.9	10.7	9.8	9.7	7.8	8.1	9.0	9.1	10.3	11.8	9.8	12.5	13.0	13.8	11.2	10.1	8.9	7.2	4.9	12.7	7.0	5.4	8.9	7.2	7.9	8.9	11.8	11.6	6.3	15.3	15.4	16.1		
2022	11.5	9.8	9.7	8.7	8.6	6.8	7.0	7.9	7.9	9.0	10.4	8.4	10.8	11.2	11.9	9.4	8.2	7.0	5.3	3.1	10.1	4.8	3.1	6.1	4.3	4.6	5.0	6.9	5.9	0.8	5.7	2.7	-2.8	-18.7	
2023	11.7	10.0	9.9	9.0	8.9	7.1	7.4	8.2	8.2	9.3	10.6	8.8	11.1	11.5	12.1	9.8	8.7	7.6	6.0	4.0	10.6	5.6	4.2	6.9	5.4	5.8	6.3	8.1	7.4	3.3	7.9	6.1	3.4	-2.4	17.2
	1989	1990	1991	1992	1993	1994	1995	1996	1997	1998	1999	2000	2001	2002	2003	2004	2005	2006	2007	2008	2009	2010	2011	2012	2013	2014	2015	2016	2017	2018	2019	2020	2021	2022	2023

Dow Jones US Select REIT Index

1978–2023



Growth of $1

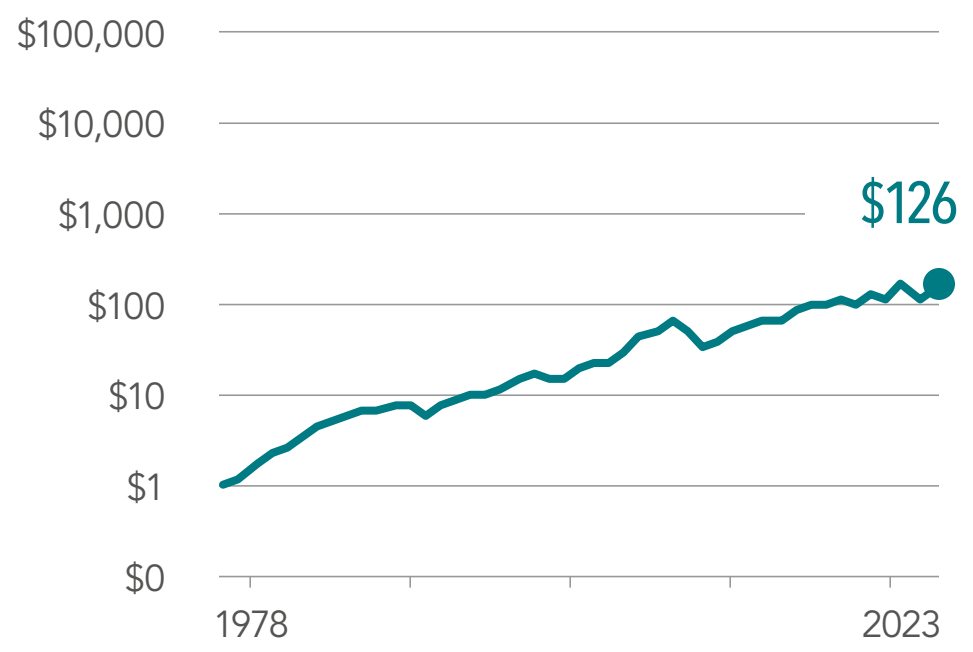

See Sources and Descriptions of Data.

	1978	1979	1980	1981	1982	1983	1984	1985	1986	1987	1988	1989	1990	1991	1992	1993	1994	1995	1996	1997	1998	1999	2000	2001	2002	2003	2004	2005	2006	2007	2008	2009	2010	2011	2012	2013	2014	2015	2016	2017	2018	2019	2020	2021	2022	2023
1978	11.0																																												
1979	28.6	49.0																																											
1980	30.1	40.8	33.1																																										
1981	26.9	32.7	25.3	17.9																																									
1982	25.7	29.7	23.8	19.4	20.9																																								
1983	26.8	30.2	25.8	23.5	26.4	32.2																																							
1984	26.0	28.7	25.0	23.1	24.9	26.9	21.9																																						
1985	23.4	25.3	21.7	19.6	20.0	19.7	13.9	6.5																																					
1986	23.0	24.6	21.5	19.6	20.0	19.7	15.8	12.9	19.7																																				
1987	19.7	20.7	17.5	15.5	15.1	13.9	9.8	6.0	5.8	-6.6																																			
1988	19.5	20.3	17.5	15.7	15.4	14.5	11.3	8.8	9.5	4.8	17.5																																		
1989	18.0	18.6	16.0	14.2	13.7	12.7	9.8	7.5	7.8	4.1	9.9	2.7																																	
1990	14.1	14.4	11.7	9.7	8.8	7.4	4.3	1.6	0.7	-3.6	-2.6	-11.3	-23.4																																
1991	14.8	15.1	12.6	10.9	10.3	9.1	6.5	4.5	4.2	1.3	3.4	-0.9	-2.6	23.8																															
1992	14.8	15.1	12.8	11.3	10.7	9.7	7.5	5.8	5.7	3.5	5.7	2.9	3.0	19.4	15.1																														
1993	14.8	15.1	13.0	11.6	11.1	10.2	8.2	6.8	6.8	5.1	7.2	5.2	5.9	18.0	15.1	15.1																													
1994	14.1	14.3	12.3	10.9	10.4	9.5	7.7	6.4	6.4	4.8	6.5	4.8	5.2	13.9	10.8	8.7	2.7																												
1995	14.0	14.1	12.3	11.0	10.5	9.8	8.1	6.9	6.9	5.6	7.2	5.8	6.4	13.6	11.2	9.9	7.3	12.2																											
1996	15.1	15.3	13.6	12.5	12.1	11.5	10.1	9.1	9.4	8.4	10.2	9.3	10.3	17.2	15.9	16.1	16.4	24.0	37.1																										
1997	15.3	15.5	13.9	12.9	12.6	12.0	10.7	9.9	10.2	9.4	11.1	10.4	11.4	17.6	16.5	16.8	17.2	22.6	28.1	19.7																									
1998	13.5	13.6	12.0	11.0	10.6	10.0	8.6	7.7	7.8	6.9	8.2	7.3	7.8	12.5	11.0	10.3	9.4	11.2	10.8	-0.3	-17.0																								
1999	12.7	12.8	11.3	10.2	9.8	9.2	7.9	7.0	7.0	6.1	7.3	6.4	6.7	10.8	9.2	8.4	7.3	8.3	7.3	-1.1	-10.1	-2.6																							
2000	13.5	13.6	12.1	11.2	10.8	10.3	9.1	8.4	8.5	7.7	8.9	8.2	8.7	12.6	11.5	11.0	10.4	11.8	11.7	6.1	1.9	13.0	31.0																						
2001	13.4	13.5	12.1	11.2	10.9	10.4	9.3	8.6	8.7	8.0	9.2	8.5	9.0	12.6	11.5	11.2	10.7	11.9	11.8	7.3	4.5	12.8	21.3	12.3																					
2002	13.0	13.1	11.7	10.9	10.5	10.0	9.0	8.3	8.4	7.7	8.8	8.2	8.6	11.8	10.8	10.4	9.9	10.8	10.6	6.7	4.3	10.4	15.1	7.9	3.6																				
2003	13.8	13.9	12.7	11.9	11.6	11.2	10.2	9.6	9.8	9.2	10.3	9.9	10.4	13.5	12.7	12.5	12.2	13.4	13.5	10.5	9.0	15.1	20.0	16.6	18.8	36.2																			
2004	14.5	14.6	13.4	12.7	12.5	12.1	11.2	10.7	10.9	10.5	11.5	11.2	11.8	14.8	14.2	14.1	14.0	15.2	15.5	13.1	12.2	18.0	22.6	20.5	23.4	34.7	33.2																		
2005	14.5	14.6	13.4	12.7	12.5	12.2	11.3	10.8	11.1	10.6	11.7	11.3	11.9	14.8	14.1	14.1	14.0	15.1	15.4	13.2	12.4	17.4	21.1	19.2	20.9	27.3	23.1	13.8																	
2006	15.1	15.3	14.2	13.5	13.4	13.1	12.3	11.9	12.1	11.8	12.8	12.6	13.2	16.0	15.5	15.5	15.5	16.7	17.1	15.3	14.8	19.5	23.1	21.8	23.8	29.4	27.3	24.4	36.0																
2007	13.9	14.0	12.9	12.2	12.0	11.6	10.9	10.4	10.6	10.2	11.1	10.7	11.2	13.7	13.1	12.9	12.8	13.6	13.7	11.8	11.1	14.7	17.1	15.2	15.7	18.3	14.2	8.5	5.9	-17.6															
2008	11.6	11.6	10.5	9.8	9.5	9.1	8.2	7.7	7.7	7.2	7.9	7.5	7.7	9.8	9.0	8.7	8.2	8.6	8.4	6.3	5.1	7.7	8.9	6.4	5.5	5.9	0.7	-6.1	-12.0	-29.2	-39.2														
2009	12.1	12.1	11.1	10.4	10.1	9.7	8.9	8.5	8.5	8.1	8.8	8.4	8.7	10.7	10.0	9.7	9.4	9.9	9.7	7.8	6.9	9.4	10.7	8.6	8.2	8.8	4.8	-0.1	-3.3	-13.6	-11.6	28.5													
2010	12.5	12.6	11.6	10.9	10.7	10.3	9.6	9.1	9.3	8.8	9.6	9.2	9.5	11.5	10.9	10.7	10.4	10.9	10.8	9.2	8.4	10.8	12.1	10.4	10.2	11.1	7.9	4.2	2.3	-4.7	0.0	28.3	28.1												
2011	12.4	12.5	11.5	10.9	10.6	10.3	9.6	9.2	9.3	8.9	9.6	9.2	9.5	11.4	10.8	10.6	10.4	10.8	10.7	9.2	8.5	10.7	11.9	10.3	10.1	10.9	8.1	4.9	3.5	-2.0	2.3	21.6	18.4	9.4											
2012	12.6	12.6	11.7	11.1	10.8	10.5	9.8	9.4	9.5	9.2	9.9	9.5	9.9	11.7	11.1	10.9	10.7	11.2	11.1	9.7	9.0	11.2	12.3	10.9	10.7	11.5	9.0	6.3	5.3	0.9	5.1	20.5	17.9	13.2	17.1										
2013	12.2	12.3	11.3	10.7	10.5	10.2	9.5	9.1	9.2	8.9	9.5	9.2	9.5	11.2	10.7	10.4	10.2	10.6	10.5	9.1	8.5	10.5	11.5	10.1	9.9	10.5	8.2	5.8	4.8	1.0	4.4	16.4	13.5	9.0	8.9	1.2									
2014	12.7	12.8	11.9	11.3	11.1	10.8	10.2	9.8	9.9	9.6	10.3	10.0	10.3	12.0	11.5	11.3	11.2	11.6	11.6	10.3	9.8	11.7	12.7	11.5	11.5	12.2	10.2	8.1	7.5	4.4	8.0	18.8	17.0	14.4	16.1	15.6	32.0								
2015	12.5	12.5	11.7	11.1	10.9	10.6	10.0	9.7	9.8	9.4	10.1	9.8	10.1	11.7	11.2	11.0	10.8	11.3	11.2	10.0	9.5	11.3	12.2	11.0	11.0	11.5	9.7	7.8	7.2	4.4	7.5	16.7	14.8	12.3	13.1	11.8	17.4	4.5							
2016	12.4	12.4	11.5	11.0	10.8	10.5	9.9	9.6	9.7	9.3	9.9	9.7	9.9	11.5	11.0	10.8	10.7	11.0	11.0	9.8	9.3	11.0	11.9	10.8	10.7	11.2	9.5	7.7	7.2	4.6	7.4	15.4	13.6	11.4	11.8	10.5	13.7	5.6	6.7						
2017	12.1	12.2	11.3	10.8	10.6	10.3	9.7	9.4	9.5	9.2	9.7	9.5	9.7	11.2	10.7	10.6	10.4	10.7	10.6	9.5	9.0	10.6	11.4	10.3	10.2	10.7	9.1	7.4	6.9	4.6	7.1	14.0	12.3	10.2	10.4	9.1	11.2	5.0	5.2	3.8					
2018	11.7	11.7	10.9	10.4	10.2	9.9	9.3	9.0	9.0	8.7	9.2	9.0	9.2	10.6	10.1	9.9	9.7	10.0	10.0	8.9	8.4	9.8	10.5	9.5	9.3	9.7	8.1	6.5	6.0	3.8	6.0	12.0	10.4	8.3	8.2	6.8	7.9	2.6	2.0	-0.3	-4.2				
2019	12.0	12.0	11.2	10.7	10.5	10.2	9.7	9.3	9.4	9.1	9.7	9.4	9.6	11.0	10.6	10.4	10.2	10.5	10.5	9.4	9.0	10.4	11.1	10.2	10.0	10.4	9.0	7.5	7.1	5.2	7.3	13.0	11.6	9.9	9.9	8.9	10.3	6.4	6.9	7.0	8.6	23.1			
2020	11.4	11.4	10.6	10.1	9.9	9.6	9.0	8.7	8.8	8.5	9.0	8.7	8.9	10.2	9.7	9.6	9.4	9.6	9.5	8.5	8.0	9.3	9.9	9.0	8.8	9.1	7.7	6.3	5.8	3.9	5.8	10.8	9.3	7.6	7.4	6.2	6.9	3.2	3.0	2.1	1.5	4.6	-11.2		
2021	12.0	12.1	11.3	10.8	10.7	10.4	9.9	9.6	9.7	9.4	9.9	9.7	9.9	11.2	10.8	10.6	10.5	10.8	10.7	9.8	9.4	10.7	11.4	10.5	10.4	10.8	9.5	8.3	7.9	6.3	8.2	13.1	11.9	10.6	10.7	10.0	11.2	8.5	9.2	9.7	11.2	16.8	13.8	45.9	
2022	11.0	11.0	10.3	9.8	9.6	9.3	8.8	8.4	8.5	8.2	8.7	8.4	8.6	9.8	9.4	9.2	9.0	9.2	9.1	8.1	7.7	8.9	9.4	8.5	8.3	8.6	7.3	6.0	5.6	3.9	5.5	9.8	8.4	6.9	6.7	5.7	6.3	3.4	3.3	2.7	2.5	4.2	-1.4	3.9	-26.0	
2023	11.1	11.1	10.3	9.9	9.7	9.4	8.9	8.6	8.6	8.4	8.8	8.6	8.7	9.9	9.5	9.3	9.1	9.4	9.3	8.3	7.9	9.1	9.6	8.7	8.6	8.8	7.6	6.4	6.0	4.5	6.0	10.0	8.8	7.5	7.3	6.5	7.0	4.5	4.5	4.2	4.3	6.1	2.3	7.2	-8.1	14.0

S&P Global REIT Index

1990–2023

Growth of $1

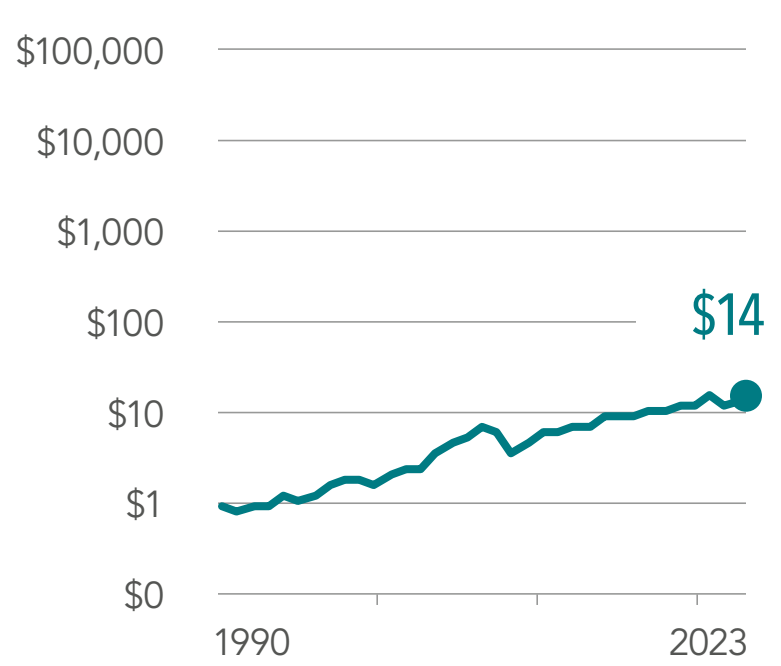

See Sources and Descriptions of Data.

	1990	1991	1992	1993	1994	1995	1996	1997	1998	1999	2000	2001	2002	2003	2004	2005	2006	2007	2008	2009	2010	2011	2012	2013	2014	2015	2016	2017	2018	2019	2020	2021	2022	2023
1990	-16.6																																
1991	1.1	22.6																															
1992	0.7	10.6	-0.2																														
1993	5.2	13.7	9.5	20.1																													
1994	4.0	9.9	5.9	9.1	-0.8																												
1995	5.5	10.6	7.8	10.5	6.1	13.5																											
1996	8.6	13.5	11.8	15.0	13.3	21.2	29.4																										
1997	9.2	13.5	12.1	14.7	13.4	18.6	21.2	13.6																									
1998	6.9	10.3	8.6	10.1	8.2	10.6	9.7	1.0	-10.1																								
1999	5.6	8.4	6.8	7.8	5.9	7.3	5.8	-1.0	-7.6	-5.0																							
2000	7.1	9.9	8.5	9.7	8.3	9.9	9.2	4.6	1.8	8.3	23.5																						
2001	7.6	10.1	9.0	10.0	8.9	10.3	9.8	6.3	4.5	9.9	18.2	13.0																					
2002	7.6	10.0	8.9	9.8	8.7	10.0	9.5	6.5	5.2	9.4	14.6	10.4	7.9																				
2003	9.6	12.0	11.1	12.2	11.4	12.9	12.8	10.6	10.2	14.7	20.3	19.2	22.4	39.0																			
2004	11.1	13.4	12.7	13.9	13.3	14.8	15.0	13.3	13.3	17.7	22.9	22.7	26.1	36.4	33.8																		
2005	11.0	13.2	12.5	13.6	13.1	14.4	14.5	13.0	12.9	16.6	20.7	20.1	22.0	27.1	21.5	10.4																	
2006	12.5	14.6	14.1	15.2	14.9	16.3	16.5	15.3	15.5	19.2	23.1	23.1	25.2	29.9	27.0	23.8	38.8																
2007	11.0	12.9	12.4	13.2	12.8	13.9	13.9	12.6	12.5	15.4	18.2	17.5	18.2	20.4	16.2	10.8	11.1	-11.1															
2008	7.0	8.5	7.7	8.2	7.5	8.1	7.7	6.1	5.4	7.1	8.6	6.8	6.0	5.7	0.0	-7.0	-12.2	-30.1	-45.0														
2009	8.2	9.7	9.0	9.6	9.0	9.7	9.4	8.0	7.5	9.3	10.9	9.5	9.1	9.3	5.0	0.0	-2.4	-13.2	-14.3	33.7													
2010	8.9	10.4	9.7	10.3	9.8	10.5	10.3	9.0	8.7	10.4	11.9	10.8	10.6	11.0	7.4	3.6	2.3	-5.3	-3.2	28.5	23.4												
2011	8.6	9.9	9.3	9.9	9.3	9.9	9.7	8.5	8.2	9.7	11.0	10.0	9.7	9.9	6.7	3.3	2.2	-3.9	-2.0	18.8	12.0	1.7											
2012	9.2	10.5	10.0	10.5	10.0	10.7	10.5	9.4	9.1	10.7	12.0	11.1	10.9	11.2	8.5	5.7	5.0	0.2	2.7	20.0	15.8	12.2	23.7										
2013	8.9	10.2	9.6	10.1	9.7	10.2	10.1	9.0	8.7	10.1	11.3	10.4	10.2	10.4	7.9	5.3	4.7	0.6	2.7	16.4	12.4	9.0	12.8	2.8									
2014	9.4	10.7	10.2	10.7	10.2	10.8	10.7	9.7	9.5	10.9	12.0	11.2	11.1	11.4	9.2	7.0	6.6	3.1	5.4	17.4	14.4	12.3	16.0	12.4	22.8								
2015	9.1	10.2	9.8	10.2	9.8	10.3	10.2	9.2	9.0	10.2	11.3	10.5	10.3	10.5	8.4	6.4	6.0	2.9	4.7	14.9	12.0	9.8	12.0	8.3	11.1	0.6							
2016	9.0	10.1	9.6	10.1	9.7	10.2	10.0	9.1	8.9	10.1	11.0	10.3	10.1	10.3	8.3	6.4	6.1	3.2	5.0	13.8	11.2	9.3	10.9	7.9	9.7	3.7	6.9						
2017	9.0	10.1	9.6	10.0	9.6	10.1	9.9	9.1	8.9	10.0	10.9	10.2	10.0	10.1	8.3	6.6	6.3	3.7	5.3	13.2	10.9	9.2	10.5	8.1	9.4	5.3	7.8	8.6					
2018	8.5	9.5	9.0	9.4	9.0	9.4	9.3	8.4	8.2	9.2	10.0	9.3	9.1	9.1	7.4	5.7	5.4	3.0	4.4	11.3	9.1	7.4	8.2	5.8	6.4	2.7	3.4	1.7	-4.8				
2019	9.0	10.0	9.6	9.9	9.6	10.0	9.9	9.1	8.9	9.9	10.7	10.0	9.9	10.0	8.4	6.9	6.6	4.5	5.9	12.4	10.5	9.2	10.1	8.3	9.3	6.7	8.3	8.8	8.9	24.5			
2020	8.4	9.3	8.9	9.2	8.8	9.2	9.1	8.3	8.1	9.0	9.7	9.1	8.8	8.9	7.4	5.9	5.6	3.5	4.8	10.6	8.7	7.3	7.9	6.1	6.6	4.1	4.8	4.3	2.9	7.0	-8.1		
2021	9.1	10.0	9.6	10.0	9.6	10.0	9.9	9.2	9.0	9.9	10.6	10.1	9.9	10.0	8.6	7.3	7.1	5.3	6.5	12.1	10.5	9.4	10.2	8.8	9.5	7.7	9.0	9.4	9.6	14.9	10.3	32.5	
2022	7.9	8.8	8.3	8.6	8.3	8.6	8.4	7.7	7.5	8.3	8.9	8.3	8.0	8.0	6.6	5.3	5.0	3.2	4.2	9.1	7.4	6.1	6.6	5.0	5.2	3.2	3.6	3.1	2.0	3.7	-2.4	0.6	-23.6	
2023	8.0	8.8	8.4	8.7	8.4	8.7	8.5	7.8	7.6	8.4	9.0	8.4	8.2	8.2	6.9	5.6	5.3	3.7	4.7	9.2	7.7	6.6	7.0	5.6	5.8	4.1	4.6	4.2	3.5	5.2	0.9	4.1	-7.7	11.5

One-Month US Treasury Bills

1926–2023

	1926	1927	1928	1929	1930	1931	1932	1933	1934	1935	1936	1937	1938	1939	1940	1941	1942	1943	1944	1945	1946	1947	1948	1949	1950	1951	1952	1953	1954	1955	1956	1957	1958	1959	1960	1961	1962	1963	1964	1965	1966	1967	1968	1969	1970	1971	1972	1973	1974	1975	1976	1977	1978	1979	1980	1981	1982	1983	1984	1985	1986	1987	1988	1989	1990	1991	1992	1993	1994	1995	1996	1997	1998	1999	2000	2001	2002	2003	2004	2005	2006	2007	2008	2009	2010	2011	2012	2013	2014	2015	2016	2017	2018	2019	2020	2021	2022	2023
1926	3.3
1927	3.2	3.1
1928	3.3	3.3	3.6
1929	3.7	3.8	4.2	4.7
1930	3.4	3.5	3.6	3.6	2.4
1931	3.0	3.0	2.9	2.7	1.7	1.1
1932	2.7	2.6	2.5	2.3	1.5	1.0	1.0
1933	2.4	2.3	2.2	1.9	1.2	0.8	0.6	0.3
1934	2.2	2.0	1.9	1.6	1.0	0.6	0.5	0.2	0.2
1935	2.0	1.8	1.7	1.4	0.8	0.5	0.4	0.2	0.2	0.2
1936	1.8	1.7	1.5	1.2	0.7	0.5	0.4	0.2	0.2	0.2	0.2
1937	1.7	1.5	1.4	1.1	0.7	0.4	0.3	0.2	0.2	0.2	0.2	0.3
1938	1.5	1.4	1.2	1.0	0.6	0.4	0.3	0.2	0.2	0.2	0.2	0.1	0.0
1939	1.4	1.3	1.1	0.9	0.6	0.3	0.3	0.2	0.1	0.1	0.1	0.1	0.0	0.0
1940	1.3	1.2	1.1	0.9	0.5	0.3	0.2	0.1	0.1	0.1	0.1	0.1	0.0	0.0	0.0
1941	1.3	1.1	1.0	0.8	0.5	0.3	0.2	0.1	0.1	0.1	0.1	0.1	0.0	0.0	0.0	0.1
1942	1.2	1.1	0.9	0.8	0.5	0.3	0.2	0.1	0.1	0.1	0.1	0.1	0.1	0.1	0.1	0.2	0.3
1943	1.2	1.0	0.9	0.7	0.4	0.3	0.2	0.2	0.2	0.1	0.1	0.1	0.1	0.1	0.2	0.2	0.3	0.3
1944	1.1	1.0	0.9	0.7	0.4	0.3	0.2	0.2	0.2	0.2	0.2	0.2	0.1	0.2	0.2	0.3	0.3	0.3	0.3
1945	1.1	1.0	0.8	0.7	0.4	0.3	0.2	0.2	0.2	0.2	0.2	0.2	0.2	0.2	0.2	0.3	0.3	0.3	0.3	0.3
1946	1.0	0.9	0.8	0.7	0.4	0.3	0.3	0.2	0.2	0.2	0.2	0.2	0.2	0.2	0.2	0.3	0.3	0.3	0.3	0.3	0.4
1947	1.0	0.9	0.8	0.7	0.4	0.3	0.3	0.2	0.2	0.2	0.2	0.2	0.2	0.2	0.3	0.3	0.4	0.4	0.4	0.4	0.4	0.5
1948	1.0	0.9	0.8	0.7	0.4	0.3	0.3	0.3	0.3	0.3	0.3	0.3	0.3	0.3	0.3	0.4	0.4	0.4	0.5	0.5	0.6	0.7	0.8
1949	1.0	0.9	0.8	0.7	0.5	0.4	0.3	0.3	0.3	0.3	0.3	0.3	0.3	0.4	0.4	0.5	0.5	0.5	0.6	0.6	0.7	0.8	1.0	1.1
1950	1.0	0.9	0.8	0.7	0.5	0.4	0.4	0.4	0.4	0.4	0.4	0.4	0.4	0.4	0.5	0.5	0.6	0.6	0.7	0.7	0.8	0.9	1.0	1.1	1.2
1951	1.0	0.9	0.9	0.7	0.6	0.5	0.4	0.4	0.4	0.4	0.5	0.5	0.5	0.5	0.6	0.6	0.7	0.7	0.8	0.8	0.9	1.0	1.2	1.3	1.3	1.5
1952	1.1	1.0	0.9	0.8	0.6	0.5	0.5	0.5	0.5	0.5	0.5	0.5	0.6	0.6	0.6	0.7	0.8	0.8	0.9	0.9	1.0	1.1	1.3	1.4	1.4	1.6	1.7
1953	1.1	1.0	0.9	0.8	0.7	0.6	0.6	0.5	0.6	0.6	0.6	0.6	0.6	0.7	0.7	0.8	0.8	0.9	1.0	1.0	1.1	1.2	1.3	1.5	1.5	1.7	1.7	1.8
1954	1.1	1.0	0.9	0.8	0.7	0.6	0.6	0.6	0.6	0.6	0.6	0.6	0.7	0.7	0.7	0.8	0.9	0.9	0.9	1.0	1.1	1.2	1.3	1.4	1.4	1.5	1.4	1.3	0.9
1955	1.1	1.0	0.9	0.8	0.7	0.6	0.6	0.6	0.6	0.6	0.7	0.7	0.7	0.7	0.8	0.8	0.9	1.0	1.0	1.1	1.1	1.2	1.3	1.4	1.4	1.5	1.5	1.4	1.2	1.6
1956	1.1	1.1	1.0	0.9	0.8	0.7	0.7	0.7	0.7	0.7	0.7	0.8	0.8	0.8	0.9	0.9	1.0	1.1	1.1	1.2	1.3	1.3	1.4	1.5	1.6	1.6	1.7	1.7	1.6	2.0	2.5
1957	1.2	1.1	1.1	1.0	0.8	0.8	0.8	0.8	0.8	0.8	0.9	0.9	0.9	1.0	1.0	1.1	1.1	1.2	1.3	1.3	1.4	1.5	1.6	1.7	1.8	1.9	1.9	2.0	2.0	2.4	2.8	3.1
1958	1.2	1.1	1.1	1.0	0.9	0.8	0.8	0.8	0.8	0.9	0.9	0.9	0.9	1.0	1.0	1.1	1.2	1.2	1.3	1.3	1.4	1.5	1.6	1.7	1.7	1.8	1.9	1.9	1.9	2.2	2.4	2.3	1.5
1959	1.3	1.2	1.1	1.1	0.9	0.9	0.9	0.9	0.9	0.9	1.0	1.0	1.0	1.1	1.1	1.2	1.3	1.3	1.4	1.4	1.5	1.6	1.7	1.8	1.9	1.9	2.0	2.0	2.1	2.3	2.5	2.5	2.2	3.0
1960	1.3	1.2	1.2	1.1	1.0	1.0	0.9	0.9	1.0	1.0	1.0	1.1	1.1	1.2	1.2	1.3	1.3	1.4	1.5	1.5	1.6	1.7	1.8	1.9	1.9	2.0	2.1	2.1	2.2	2.4	2.5	2.6	2.4	2.8	2.7
1961	1.3	1.3	1.2	1.1	1.0	1.0	1.0	1.0	1.0	1.0	1.1	1.1	1.1	1.2	1.3	1.3	1.4	1.4	1.5	1.6	1.6	1.7	1.8	1.9	2.0	2.0	2.1	2.1	2.2	2.3	2.5	2.5	2.3	2.6	2.4	2.1
1962	1.4	1.3	1.3	1.2	1.1	1.0	1.0	1.0	1.1	1.1	1.1	1.2	1.2	1.3	1.3	1.4	1.4	1.5	1.6	1.6	1.7	1.8	1.9	1.9	2.0	2.1	2.1	2.2	2.2	2.4	2.5	2.5	2.4	2.6	2.5	2.4	2.7
1963	1.4	1.4	1.3	1.2	1.1	1.1	1.1	1.1	1.1	1.2	1.2	1.2	1.3	1.3	1.4	1.4	1.5	1.6	1.6	1.7	1.8	1.9	2.0	2.0	2.1	2.2	2.2	2.3	2.3	2.5	2.6	2.6	2.5	2.7	2.7	2.7	2.9	3.1
1964	1.5	1.4	1.4	1.3	1.2	1.2	1.2	1.2	1.2	1.2	1.3	1.3	1.4	1.4	1.5	1.5	1.6	1.7	1.7	1.8	1.9	2.0	2.0	2.1	2.2	2.3	2.3	2.4	2.4	2.6	2.7	2.7	2.7	2.9	2.8	2.9	3.1	3.3	3.5
1965	1.5	1.5	1.4	1.4	1.3	1.3	1.3	1.3	1.3	1.3	1.4	1.4	1.5	1.5	1.6	1.6	1.7	1.8	1.8	1.9	2.0	2.1	2.1	2.2	2.3	2.4	2.4	2.5	2.5	2.7	2.8	2.9	2.8	3.0	3.0	3.1	3.3	3.5	3.7	3.9
1966	1.6	1.6	1.5	1.5	1.4	1.3	1.4	1.4	1.4	1.4	1.5	1.5	1.6	1.6	1.7	1.7	1.8	1.9	1.9	2.0	2.1	2.2	2.3	2.4	2.4	2.5	2.6	2.7	2.7	2.9	3.0	3.0	3.0	3.2	3.3	3.4	3.6	3.8	4.1	4.3	4.8
1967	1.7	1.6	1.6	1.5	1.5	1.4	1.4	1.4	1.5	1.5	1.6	1.6	1.7	1.7	1.8	1.8	1.9	2.0	2.0	2.1	2.2	2.3	2.4	2.5	2.5	2.6	2.7	2.8	2.8	3.0	3.1	3.2	3.2	3.3	3.4	3.5	3.7	3.9	4.1	4.3	4.5	4.2
1968	1.7	1.7	1.7	1.6	1.5	1.5	1.5	1.6	1.6	1.6	1.7	1.7	1.8	1.8	1.9	2.0	2.0	2.1	2.2	2.2	2.3	2.4	2.5	2.6	2.7	2.8	2.8	2.9	3.0	3.1	3.3	3.3	3.3	3.5	3.6	3.7	3.9	4.1	4.3	4.5	4.7	4.7	5.2
1969	1.8	1.8	1.8	1.7	1.7	1.6	1.7	1.7	1.7	1.8	1.8	1.9	1.9	2.0	2.0	2.1	2.2	2.3	2.3	2.4	2.5	2.6	2.7	2.8	2.9	3.0	3.0	3.1	3.2	3.4	3.5	3.6	3.6	3.8	3.9	4.0	4.3	4.5	4.7	4.9	5.2	5.3	5.9	6.6
1970	2.0	1.9	1.9	1.9	1.8	1.8	1.8	1.8	1.8	1.9	1.9	2.0	2.1	2.1	2.2	2.3	2.3	2.4	2.5	2.6	2.7	2.8	2.9	3.0	3.0	3.1	3.2	3.3	3.4	3.6	3.7	3.8	3.8	4.0	4.1	4.3	4.5	4.7	5.0	5.2	5.5	5.6	6.1	6.6	6.5
1971	2.0	2.0	1.9	1.9	1.8	1.8	1.9	1.9	1.9	2.0	2.0	2.1	2.1	2.2	2.3	2.3	2.4	2.5	2.6	2.6	2.7	2.8	2.9	3.0	3.1	3.2	3.3	3.4	3.4	3.6	3.7	3.8	3.9	4.0	4.1	4.3	4.5	4.7	4.9	5.1	5.3	5.4	5.7	5.8	5.5	4.4
1972	2.0	2.0	2.0	2.0	1.9	1.9	1.9	1.9	2.0	2.0	2.1	2.1	2.2	2.2	2.3	2.4	2.4	2.5	2.6	2.7	2.8	2.9	3.0	3.0	3.1	3.2	3.3	3.4	3.5	3.6	3.7	3.8	3.9	4.0	4.1	4.2	4.4	4.6	4.8	4.9	5.1	5.1	5.3	5.3	4.9	4.1	3.8
1973	2.1	2.1	2.1	2.1	2.0	2.0	2.0	2.0	2.1	2.1	2.2	2.2	2.3	2.4	2.4	2.5	2.6	2.7	2.7	2.8	2.9	3.0	3.1	3.2	3.3	3.4	3.5	3.6	3.6	3.8	3.9	4.0	4.1	4.2	4.3	4.4	4.6	4.8	5.0	5.1	5.3	5.4	5.6	5.6	5.4	5.0	5.4	6.9
1974	2.3	2.2	2.2	2.2	2.1	2.1	2.2	2.2	2.2	2.3	2.3	2.4	2.4	2.5	2.6	2.7	2.7	2.8	2.9	3.0	3.1	3.2	3.3	3.4	3.5	3.6	3.7	3.8	3.8	4.0	4.1	4.2	4.3	4.5	4.6	4.7	4.9	5.1	5.3	5.4	5.6	5.7	5.9	6.0	5.9	5.8	6.2	7.5	8.0
1975	2.3	2.3	2.3	2.3	2.2	2.2	2.2	2.3	2.3	2.4	2.4	2.5	2.5	2.6	2.7	2.8	2.8	2.9	3.0	3.1	3.2	3.3	3.4	3.5	3.6	3.7	3.7	3.8	3.9	4.1	4.2	4.3	4.4	4.5	4.6	4.8	5.0	5.1	5.3	5.5	5.6	5.7	5.9	6.0	5.9	5.8	6.1	6.9	6.9	5.8
1976	2.4	2.4	2.3	2.3	2.3	2.3	2.3	2.3	2.4	2.4	2.5	2.5	2.6	2.7	2.7	2.8	2.9	3.0	3.1	3.1	3.2	3.3	3.4	3.5	3.6	3.7	3.8	3.9	4.0	4.1	4.2	4.3	4.4	4.6	4.7	4.8	5.0	5.1	5.3	5.4	5.6	5.6	5.8	5.9	5.8	5.7	5.9	6.4	6.3	5.4	5.1
1977	2.4	2.4	2.4	2.4	2.3	2.3	2.4	2.4	2.4	2.5	2.5	2.6	2.7	2.7	2.8	2.9	3.0	3.0	3.1	3.2	3.3	3.4	3.5	3.6	3.7	3.8	3.9	3.9	4.0	4.2	4.3	4.4	4.4	4.6	4.7	4.8	5.0	5.1	5.3	5.4	5.5	5.6	5.7	5.8	5.7	5.6	5.8	6.2	6.0	5.3	5.1	5.1
1978	2.5	2.5	2.5	2.5	2.4	2.4	2.5	2.5	2.5	2.6	2.6	2.7	2.8	2.8	2.9	3.0	3.1	3.1	3.2	3.3	3.4	3.5	3.6	3.7	3.8	3.9	4.0	4.1	4.2	4.3	4.4	4.5	4.6	4.7	4.8	4.9	5.1	5.3	5.4	5.5	5.7	5.7	5.9	5.9	5.9	5.8	6.0	6.3	6.2	5.8	5.8	6.1	7.2
1979	2.7	2.6	2.6	2.6	2.6	2.6	2.6	2.7	2.7	2.8	2.8	2.9	2.9	3.0	3.1	3.2	3.3	3.3	3.4	3.5	3.6	3.7	3.8	3.9	4.0	4.1	4.2	4.3	4.4	4.5	4.7	4.8	4.8	5.0	5.1	5.2	5.4	5.5	5.7	5.8	6.0	6.1	6.2	6.3	6.3	6.3	6.5	6.9	6.9	6.7	6.9	7.5	8.8	10.4
1980	2.8	2.8	2.8	2.8	2.7	2.7	2.8	2.8	2.9	2.9	3.0	3.1	3.1	3.2	3.3	3.4	3.5	3.5	3.6	3.7	3.8	3.9	4.0	4.1	4.2	4.3	4.4	4.5	4.6	4.8	4.9	5.0	5.1	5.3	5.4	5.5	5.7	5.9	6.0	6.2	6.3	6.4	6.6	6.7	6.7	6.8	7.0	7.4	7.5	7.4	7.8	8.5	9.6	10.8	11.2
1981	3.0	3.0	3.0	3.0	3.0	3.0	3.0	3.1	3.1	3.2	3.2	3.3	3.4	3.5	3.5	3.6	3.7	3.8	3.9	4.0	4.1	4.2	4.3	4.4	4.5	4.7	4.8	4.9	5.0	5.1	5.3	5.4	5.5	5.7	5.8	5.9	6.1	6.3	6.5	6.7	6.8	7.0	7.2	7.3	7.4	7.5	7.8	8.2	8.4	8.4	8.9	9.7	10.8	12.1	13.0	14.7
1982	3.1	3.1	3.1	3.1	3.1	3.1	3.2	3.2	3.3	3.3	3.4	3.5	3.5	3.6	3.7	3.8	3.9	4.0	4.1	4.2	4.3	4.4	4.5	4.6	4.7	4.8	4.9	5.1	5.2	5.3	5.5	5.6	5.7	5.9	6.0	6.1	6.3	6.5	6.7	6.9	7.0	7.2	7.4	7.6	7.6	7.7	8.0	8.5	8.6	8.7	9.1	9.8	10.8	11.7	12.1	12.6	10.5
1983	3.2	3.2	3.2	3.2	3.2	3.2	3.3	3.3	3.4	3.4	3.5	3.6	3.6	3.7	3.8	3.9	4.0	4.1	4.2	4.3	4.4	4.5	4.6	4.7	4.8	4.9	5.1	5.2	5.3	5.4	5.6	5.7	5.8	6.0	6.1	6.2	6.4	6.6	6.8	7.0	7.1	7.3	7.5	7.6	7.7	7.8	8.1	8.5	8.6	8.7	9.1	9.7	10.4	11.1	11.3	11.3	9.7	8.8
1984	3.3	3.3	3.3	3.3	3.3	3.3	3.4	3.4	3.5	3.6	3.6	3.7	3.8	3.9	3.9	4.0	4.1	4.2	4.3	4.4	4.5	4.6	4.8	4.9	5.0	5.1	5.2	5.3	5.4	5.6	5.7	5.8	5.9	6.1	6.2	6.4	6.6	6.8	6.9	7.1	7.3	7.4	7.6	7.8	7.9	7.9	8.2	8.6	8.8	8.8	9.2	9.7	10.4	10.9	11.0	11.0	9.7	9.3	9.8
1985	3.4	3.4	3.4	3.4	3.4	3.4	3.5	3.5	3.6	3.6	3.7	3.8	3.9	3.9	4.0	4.1	4.2	4.3	4.4	4.5	4.6	4.7	4.8	4.9	5.1	5.2	5.3	5.4	5.5	5.7	5.8	5.9	6.0	6.2	6.3	6.4	6.6	6.8	7.0	7.1	7.3	7.4	7.6	7.8	7.8	7.9	8.2	8.5	8.7	8.7	9.0	9.5	10.0	10.4	10.5	10.3	9.2	8.8	8.8	7.7
1986	3.5	3.5	3.5	3.5	3.4	3.5	3.5	3.6	3.6	3.7	3.8	3.8	3.9	4.0	4.1	4.2	4.3	4.3	4.4	4.5	4.6	4.8	4.9	5.0	5.1	5.2	5.3	5.4	5.5	5.7	5.8	5.9	6.0	6.2	6.3	6.4	6.6	6.8	6.9	7.1	7.3	7.4	7.5	7.7	7.7	7.8	8.1	8.4	8.5	8.5	8.8	9.1	9.6	9.9	9.8	9.6	8.6	8.1	7.9	6.9	6.2
1987	3.5	3.5	3.5	3.5	3.5	3.5	3.5	3.6	3.7	3.7	3.8	3.9	3.9	4.0	4.1	4.2	4.3	4.4	4.5	4.6	4.7	4.8	4.9	5.0	5.1	5.2	5.3	5.4	5.5	5.7	5.8	5.9	6.0	6.2	6.3	6.4	6.6	6.7	6.9	7.0	7.2	7.3	7.4	7.6	7.6	7.7	7.9	8.2	8.3	8.3	8.5	8.8	9.2	9.4	9.3	9.0	8.1	7.6	7.3	6.4	5.8	5.5
1988	3.5	3.5	3.5	3.5	3.5	3.5	3.6	3.6	3.7	3.8	3.8	3.9	4.0	4.1	4.1	4.2	4.3	4.4	4.5	4.6	4.7	4.8	4.9	5.0	5.1	5.2	5.3	5.4	5.5	5.7	5.8	5.9	6.0	6.2	6.3	6.4	6.6	6.7	6.9	7.0	7.1	7.2	7.4	7.5	7.6	7.6	7.8	8.1	8.1	8.1	8.3	8.6	8.9	9.1	8.9	8.7	7.8	7.4	7.1	6.4	6.0	5.9	6.3
1989	3.6	3.6	3.6	3.6	3.6	3.6	3.7	3.7	3.8	3.8	3.9	4.0	4.1	4.1	4.2	4.3	4.4	4.5	4.6	4.7	4.8	4.9	5.0	5.1	5.2	5.3	5.4	5.5	5.6	5.8	5.9	6.0	6.1	6.2	6.3	6.5	6.6	6.8	6.9	7.1	7.2	7.3	7.4	7.5	7.6	7.6	7.8	8.1	8.1	8.2	8.3	8.6	8.9	9.0	8.9	8.6	7.9	7.5	7.3	6.8	6.6	6.7	7.4	8.4
1990	3.7	3.7	3.7	3.7	3.7	3.7	3.7	3.8	3.8	3.9	4.0	4.1	4.1	4.2	4.3	4.4	4.5	4.6	4.7	4.8	4.9	5.0	5.1	5.2	5.3	5.4	5.5	5.6	5.7	5.8	5.9	6.0	6.1	6.3	6.4	6.5	6.7	6.8	6.9	7.1	7.2	7.3	7.5	7.6	7.6	7.7	7.8	8.1	8.1	8.1	8.3	8.5	8.8	8.9	8.8	8.5	7.9	7.6	7.4	7.0	6.8	7.0	7.5	8.1	7.8
1991	3.7	3.7	3.7	3.7	3.7	3.7	3.8	3.8	3.9	3.9	4.0	4.1	4.2	4.2	4.3	4.4	4.5	4.6	4.7	4.8	4.9	5.0	5.1	5.2	5.3	5.4	5.5	5.6	5.7	5.8	5.9	6.0	6.1	6.3	6.4	6.5	6.6	6.8	6.9	7.0	7.1	7.2	7.4	7.5	7.5	7.6	7.7	7.9	8.0	8.0	8.1	8.3	8.6	8.7	8.5	8.3	7.7	7.3	7.2	6.8	6.6	6.7	7.0	7.3	6.7	5.6
1992	3.7	3.7	3.7	3.7	3.7	3.7	3.8	3.8	3.9	3.9	4.0	4.1	4.1	4.2	4.3	4.4	4.5	4.6	4.7	4.7	4.8	4.9	5.0	5.1	5.2	5.3	5.4	5.5	5.6	5.7	5.9	6.0	6.0	6.2	6.3	6.4	6.5	6.7	6.8	6.9	7.0	7.1	7.2	7.3	7.3	7.4	7.5	7.7	7.7	7.7	7.8	8.0	8.2	8.3	8.1	7.9	7.3	6.9	6.7	6.4	6.2	6.2	6.3	6.3	5.6	4.5	3.5
1993	3.7	3.7	3.7	3.7	3.7	3.7	3.8	3.8	3.9	3.9	4.0	4.1	4.1	4.2	4.3	4.4	4.4	4.5	4.6	4.7	4.8	4.9	5.0	5.1	5.2	5.3	5.4	5.5	5.5	5.7	5.8	5.9	6.0	6.1	6.2	6.3	6.4	6.5	6.7	6.8	6.9	6.9	7.0	7.1	7.1	7.2	7.3	7.5	7.5	7.5	7.6	7.7	7.9	7.9	7.7	7.5	6.9	6.6	6.4	6.0	5.8	5.7	5.7	5.6	4.9	4.0	3.2	2.9
1994	3.7	3.7	3.7	3.7	3.7	3.7	3.8	3.8	3.9	3.9	4.0	4.1	4.1	4.2	4.3	4.4	4.4	4.5	4.6	4.7	4.8	4.9	5.0	5.1	5.2	5.2	5.3	5.4	5.5	5.6	5.7	5.8	5.9	6.0	6.1	6.2	6.3	6.5	6.6	6.7	6.8	6.8	6.9	7.0	7.0	7.0	7.1	7.3	7.3	7.3	7.4	7.5	7.6	7.7	7.5	7.2	6.7	6.3	6.1	5.8	5.5	5.5	5.5	5.3	4.7	4.0	3.4	3.4	3.9
1995	3.7	3.7	3.7	3.7	3.7	3.7	3.8	3.8	3.9	3.9	4.0	4.1	4.1	4.2	4.3	4.4	4.5	4.5	4.6	4.7	4.8	4.9	5.0	5.1	5.2	5.2	5.3	5.4	5.5	5.6	5.7	5.8	5.9	6.0	6.1	6.2	6.3	6.4	6.5	6.6	6.7	6.8	6.9	6.9	7.0	7.0	7.1	7.2	7.2	7.2	7.3	7.4	7.5	7.5	7.4	7.1	6.6	6.3	6.1	5.7	5.6	5.5	5.5	5.4	4.9	4.3	4.0	4.1	4.7	5.6
1996	3.7	3.7	3.8	3.8	3.7	3.8	3.8	3.8	3.9	4.0	4.0	4.1	4.2	4.2	4.3	4.4	4.5	4.5	4.6	4.7	4.8	4.9	5.0	5.1	5.2	5.2	5.3	5.4	5.5	5.6	5.7	5.8	5.9	6.0	6.1	6.2	6.3	6.4	6.5	6.6	6.7	6.7	6.8	6.9	6.9	6.9	7.0	7.1	7.2	7.1	7.2	7.3	7.4	7.4	7.2	7.0	6.5	6.2	6.0	5.7	5.5	5.5	5.5	5.3	4.9	4.4	4.2	4.4	4.9	5.4	5.2
1997	3.8	3.8	3.8	3.8	3.8	3.8	3.8	3.9	3.9	4.0	4.1	4.1	4.2	4.3	4.3	4.4	4.5	4.6	4.6	4.7	4.8	4.9	5.0	5.1	5.2	5.2	5.3	5.4	5.5	5.6	5.7	5.8	5.9	6.0	6.0	6.1	6.3	6.4	6.5	6.5	6.6	6.7	6.8	6.8	6.8	6.8	6.9	7.1	7.1	7.0	7.1	7.2	7.3	7.3	7.1	6.9	6.4	6.1	6.0	5.7	5.5	5.4	5.4	5.3	5.0	4.6	4.4	4.6	5.0	5.4	5.2	5.3
1998	3.8	3.8	3.8	3.8	3.8	3.8	3.8	3.9	3.9	4.0	4.1	4.1	4.2	4.3	4.3	4.4	4.5	4.6	4.6	4.7	4.8	4.9	5.0	5.1	5.2	5.2	5.3	5.4	5.5	5.6	5.7	5.8	5.8	5.9	6.0	6.1	6.2	6.3	6.4	6.5	6.6	6.6	6.7	6.8	6.8	6.8	6.9	7.0	7.0	6.9	7.0	7.1	7.2	7.2	7.0	6.8	6.3	6.1	5.9	5.6	5.4	5.4	5.4	5.3	5.0	4.6	4.5	4.6	5.0	5.2	5.1	5.1	4.9
1999	3.8	3.8	3.8	3.8	3.8	3.8	3.9	3.9	4.0	4.0	4.1	4.1	4.2	4.3	4.3	4.4	4.5	4.6	4.6	4.7	4.8	4.9	5.0	5.1	5.1	5.2	5.3	5.4	5.5	5.6	5.7	5.7	5.8	5.9	6.0	6.1	6.2	6.3	6.4	6.4	6.5	6.6	6.6	6.7	6.7	6.7	6.8	6.9	6.9	6.8	6.9	7.0	7.1	7.1	6.9	6.7	6.2	6.0	5.8	5.5	5.4	5.3	5.3	5.2	4.9	4.6	4.5	4.6	4.9	5.1	5.0	4.9	4.8	4.7
2000	3.8	3.8	3.8	3.8	3.8	3.8	3.9	3.9	4.0	4.0	4.1	4.2	4.2	4.3	4.4	4.4	4.5	4.6	4.7	4.7	4.8	4.9	5.0	5.1	5.2	5.2	5.3	5.4	5.5	5.6	5.7	5.7	5.8	5.9	6.0	6.1	6.2	6.3	6.3	6.4	6.5	6.5	6.6	6.7	6.7	6.7	6.8	6.9	6.9	6.8	6.9	6.9	7.0	7.0	6.8	6.6	6.2	6.0	5.8	5.6	5.4	5.4	5.4	5.3	5.0	4.7	4.6	4.8	5.1	5.2	5.2	5.2	5.1	5.3	5.9
2001	3.8	3.8	3.8	3.8	3.8	3.8	3.9	3.9	4.0	4.0	4.1	4.2	4.2	4.3	4.4	4.4	4.5	4.6	4.7	4.7	4.8	4.9	5.0	5.1	5.1	5.2	5.3	5.4	5.4	5.5	5.6	5.7	5.8	5.9	5.9	6.0	6.1	6.2	6.3	6.4	6.4	6.5	6.5	6.6	6.6	6.6	6.7	6.8	6.7	6.7	6.7	6.8	6.9	6.9	6.7	6.5	6.1	5.9	5.7	5.5	5.3	5.3	5.3	5.2	4.9	4.7	4.6	4.7	4.9	5.0	5.0	4.9	4.8	4.8	4.9	3.8
2002	3.8	3.8	3.8	3.8	3.8	3.8	3.9	3.9	3.9	4.0	4.1	4.1	4.2	4.2	4.3	4.4	4.5	4.5	4.6	4.7	4.8	4.8	4.9	5.0	5.1	5.1	5.2	5.3	5.4	5.5	5.5	5.6	5.7	5.8	5.8	5.9	6.0	6.1	6.2	6.2	6.3	6.3	6.4	6.4	6.4	6.4	6.5	6.6	6.6	6.5	6.5	6.6	6.7	6.6	6.5	6.3	5.9	5.7	5.5	5.3	5.1	5.0	5.0	4.9	4.7	4.4	4.3	4.4	4.5	4.6	4.5	4.4	4.2	4.0	3.8	2.7	1.6
2003	3.7	3.8	3.8	3.8	3.8	3.8	3.8	3.9	3.9	4.0	4.0	4.1	4.1	4.2	4.3	4.3	4.4	4.5	4.5	4.6	4.7	4.8	4.8	4.9	5.0	5.1	5.1	5.2	5.3	5.4	5.4	5.5	5.6	5.7	5.7	5.8	5.9	6.0	6.0	6.1	6.1	6.2	6.2	6.3	6.3	6.3	6.3	6.4	6.4	6.3	6.3	6.4	6.4	6.4	6.2	6.0	5.7	5.4	5.3	5.0	4.9	4.8	4.8	4.7	4.4	4.1	4.0	4.1	4.2	4.2	4.0	3.9	3.6	3.4	3.1	2.2	1.3	1.0
2004	3.7	3.7	3.7	3.7	3.7	3.7	3.8	3.8	3.9	3.9	4.0	4.0	4.1	4.2	4.2	4.3	4.4	4.4	4.5	4.6	4.6	4.7	4.8	4.9	4.9	5.0	5.1	5.1	5.2	5.3	5.4	5.4	5.5	5.6	5.6	5.7	5.8	5.8	5.9	6.0	6.0	6.1	6.1	6.1	6.1	6.1	6.2	6.2	6.2	6.1	6.2	6.2	6.2	6.2	6.0	5.8	5.5	5.2	5.1	4.8	4.7	4.6	4.5	4.4	4.2	3.9	3.8	3.8	3.9	3.9	3.7	3.5	3.3	3.0	2.7	1.9	1.3	1.1	1.2
2005	3.7	3.7	3.7	3.7	3.7	3.7	3.8	3.8	3.9	3.9	4.0	4.0	4.1	4.1	4.2	4.3	4.3	4.4	4.5	4.5	4.6	4.7	4.7	4.8	4.9	5.0	5.0	5.1	5.1	5.2	5.3	5.4	5.4	5.5	5.6	5.6	5.7	5.8	5.8	5.9	5.9	6.0	6.0	6.0	6.0	6.0	6.1	6.1	6.1	6.0	6.1	6.1	6.1	6.1	5.9	5.7	5.4	5.1	5.0	4.7	4.6	4.5	4.5	4.3	4.1	3.9	3.7	3.8	3.8	3.8	3.6	3.5	3.2	3.0	2.7	2.1	1.7	1.7	2.1	3.0
2006	3.7	3.7	3.7	3.7	3.7	3.7	3.8	3.8	3.9	3.9	4.0	4.0	4.1	4.1	4.2	4.3	4.3	4.4	4.5	4.5	4.6	4.7	4.8	4.8	4.9	5.0	5.0	5.1	5.1	5.2	5.3	5.4	5.4	5.5	5.5	5.6	5.7	5.7	5.8	5.9	5.9	5.9	6.0	6.0	6.0	6.0	6.0	6.1	6.1	6.0	6.0	6.0	6.1	6.0	5.9	5.7	5.3	5.1	5.0	4.7	4.6	4.5	4.5	4.4	4.1	3.9	3.8	3.8	3.9	3.9	3.7	3.6	3.4	3.2	3.0	2.6	2.3	2.5	3.0	3.9	4.8
2007	3.7	3.7	3.7	3.7	3.7	3.8	3.8	3.8	3.9	3.9	4.0	4.0	4.1	4.2	4.2	4.3	4.3	4.4	4.5	4.5	4.6	4.7	4.7	4.8	4.9	4.9	5.0	5.1	5.1	5.2	5.3	5.3	5.4	5.5	5.5	5.6	5.7	5.7	5.8	5.8	5.9	5.9	6.0	6.0	6.0	5.9	6.0	6.0	6.0	6.0	6.0	6.0	6.0	6.0	5.8	5.6	5.3	5.1	4.9	4.7	4.6	4.5	4.5	4.4	4.2	4.0	3.9	3.9	4.0	4.0	3.8	3.7	3.5	3.4	3.2	2.9	2.7	2.9	3.4	4.1	4.7	4.7
2008	3.7	3.7	3.7	3.7	3.7	3.7	3.8	3.8	3.8	3.9	3.9	4.0	4.1	4.1	4.2	4.2	4.3	4.4	4.4	4.5	4.6	4.6	4.7	4.8	4.8	4.9	4.9	5.0	5.1	5.1	5.2	5.3	5.3	5.4	5.4	5.5	5.6	5.6	5.7	5.7	5.8	5.8	5.8	5.9	5.8	5.8	5.9	5.9	5.9	5.8	5.8	5.9	5.9	5.8	5.7	5.5	5.2	5.0	4.8	4.6	4.5	4.4	4.3	4.2	4.0	3.8	3.7	3.7	3.8	3.8	3.7	3.5	3.4	3.2	3.1	2.7	2.5	2.7	3.0	3.5	3.7	3.1	1.6
2009	3.7	3.7	3.7	3.7	3.7	3.7	3.7	3.7	3.8	3.8	3.9	3.9	4.0	4.1	4.1	4.2	4.2	4.3	4.4	4.4	4.5	4.6	4.6	4.7	4.7	4.8	4.9	4.9	5.0	5.1	5.1	5.2	5.2	5.3	5.3	5.4	5.5	5.5	5.6	5.6	5.6	5.7	5.7	5.7	5.7	5.7	5.7	5.8	5.7	5.7	5.7	5.7	5.7	5.6	5.5	5.3	5.0	4.8	4.6	4.4	4.3	4.2	4.1	4.0	3.8	3.6	3.5	3.5	3.6	3.5	3.4	3.3	3.1	2.9	2.8	2.4	2.2	2.3	2.5	2.8	2.8	2.1	0.8	0.1
2010	3.6	3.6	3.6	3.6	3.6	3.6	3.7	3.7	3.7	3.8	3.8	3.9	3.9	4.0	4.1	4.1	4.2	4.2	4.3	4.4	4.4	4.5	4.5	4.6	4.7	4.7	4.8	4.8	4.9	5.0	5.0	5.1	5.1	5.2	5.2	5.3	5.3	5.4	5.4	5.5	5.5	5.5	5.6	5.6	5.6	5.5	5.6	5.6	5.6	5.5	5.5	5.5	5.5	5.5	5.3	5.1	4.8	4.6	4.5	4.3	4.1	4.0	4.0	3.9	3.7	3.5	3.3	3.3	3.4	3.3	3.2	3.0	2.9	2.7	2.5	2.2	2.0	2.0	2.2	2.4	2.2	1.6	0.6	0.1	0.1
2011	3.6	3.6	3.6	3.6	3.6	3.6	3.6	3.7	3.7	3.7	3.8	3.8	3.9	3.9	4.0	4.1	4.1	4.2	4.2	4.3	4.4	4.4	4.5	4.5	4.6	4.6	4.7	4.8	4.8	4.9	4.9	5.0	5.0	5.1	5.1	5.2	5.2	5.3	5.3	5.4	5.4	5.4	5.4	5.4	5.4	5.4	5.4	5.5	5.4	5.4	5.3	5.3	5.4	5.3	5.1	5.0	4.6	4.4	4.3	4.1	4.0	3.9	3.8	3.7	3.5	3.3	3.2	3.2	3.2	3.1	3.0	2.8	2.7	2.5	2.3	2.0	1.8	1.8	1.9	2.0	1.9	1.3	0.5	0.1	0.1	0.0
2012	3.5	3.5	3.5	3.5	3.5	3.5	3.6	3.6	3.7	3.7	3.7	3.8	3.8	3.9	3.9	4.0	4.1	4.1	4.2	4.2	4.3	4.3	4.4	4.5	4.5	4.6	4.6	4.7	4.7	4.8	4.8	4.9	4.9	5.0	5.0	5.1	5.1	5.2	5.2	5.3	5.3	5.3	5.3	5.3	5.3	5.3	5.3	5.3	5.3	5.2	5.2	5.2	5.2	5.1	5.0	4.8	4.5	4.3	4.1	3.9	3.8	3.7	3.7	3.5	3.3	3.1	3.0	3.0	3.0	3.0	2.8	2.7	2.5	2.3	2.1	1.8	1.6	1.6	1.7	1.8	1.6	1.1	0.4	0.1	0.1	0.1	0.1
2013	3.5	3.5	3.5	3.5	3.5	3.5	3.5	3.6	3.6	3.6	3.7	3.7	3.8	3.8	3.9	3.9	4.0	4.1	4.1	4.2	4.2	4.3	4.3	4.4	4.4	4.5	4.5	4.6	4.6	4.7	4.8	4.8	4.8	4.9	4.9	5.0	5.0	5.1	5.1	5.1	5.2	5.2	5.2	5.2	5.2	5.1	5.2	5.2	5.1	5.1	5.1	5.1	5.1	5.0	4.8	4.7	4.4	4.2	4.0	3.8	3.7	3.6	3.5	3.4	3.2	3.0	2.9	2.9	2.9	2.8	2.6	2.5	2.3	2.2	2.0	1.7	1.5	1.5	1.5	1.6	1.4	0.9	0.3	0.1	0.1	0.0	0.0	0.0
2014	3.5	3.5	3.5	3.5	3.4	3.5	3.5	3.5	3.6	3.6	3.6	3.7	3.7	3.8	3.8	3.9	3.9	4.0	4.0	4.1	4.2	4.2	4.3	4.3	4.4	4.4	4.5	4.5	4.6	4.6	4.7	4.7	4.7	4.8	4.8	4.9	4.9	5.0	5.0	5.0	5.1	5.1	5.1	5.1	5.1	5.0	5.0	5.1	5.0	4.9	4.9	4.9	4.9	4.9	4.7	4.5	4.2	4.0	3.9	3.7	3.5	3.5	3.4	3.3	3.1	2.9	2.8	2.7	2.7	2.7	2.5	2.4	2.2	2.0	1.8	1.6	1.4	1.4	1.4	1.4	1.3	0.8	0.3	0.1	0.1	0.0	0.0	0.0	0.0
2015	3.4	3.4	3.4	3.4	3.4	3.4	3.4	3.5	3.5	3.6	3.6	3.6	3.7	3.7	3.8	3.8	3.9	3.9	4.0	4.0	4.1	4.2	4.2	4.3	4.3	4.4	4.4	4.4	4.5	4.6	4.6	4.6	4.7	4.7	4.8	4.8	4.8	4.9	4.9	4.9	5.0	5.0	5.0	5.0	4.9	4.9	4.9	4.9	4.9	4.8	4.8	4.8	4.8	4.7	4.6	4.4	4.1	3.9	3.8	3.6	3.4	3.3	3.3	3.1	2.9	2.8	2.6	2.6	2.6	2.5	2.4	2.2	2.1	1.9	1.7	1.5	1.3	1.3	1.3	1.3	1.1	0.7	0.2	0.1	0.0	0.0	0.0	0.0	0.0	0.0
2016	3.4	3.4	3.4	3.4	3.4	3.4	3.4	3.4	3.5	3.5	3.6	3.6	3.6	3.7	3.7	3.8	3.8	3.9	3.9	4.0	4.0	4.1	4.1	4.2	4.2	4.3	4.3	4.4	4.4	4.5	4.5	4.6	4.6	4.6	4.7	4.7	4.8	4.8	4.8	4.8	4.9	4.9	4.9	4.9	4.8	4.8	4.8	4.8	4.8	4.7	4.7	4.7	4.7	4.6	4.4	4.3	4.0	3.8	3.6	3.5	3.3	3.2	3.1	3.0	2.8	2.7	2.5	2.5	2.5	2.4	2.3	2.1	2.0	1.8	1.6	1.4	1.2	1.2	1.2	1.2	1.0	0.7	0.2	0.1	0.1	0.1	0.1	0.1	0.1	0.1	0.2
2017	3.4	3.4	3.4	3.4	3.3	3.3	3.4	3.4	3.4	3.5	3.5	3.6	3.6	3.7	3.7	3.8	3.8	3.8	3.9	3.9	4.0	4.0	4.1	4.1	4.2	4.2	4.3	4.3	4.4	4.4	4.5	4.5	4.5	4.6	4.6	4.6	4.7	4.7	4.7	4.8	4.8	4.8	4.8	4.8	4.8	4.7	4.7	4.7	4.7	4.6	4.6	4.6	4.6	4.5	4.3	4.2	3.9	3.7	3.6	3.4	3.2	3.1	3.1	3.0	2.8	2.6	2.5	2.4	2.4	2.4	2.2	2.1	1.9	1.8	1.6	1.3	1.2	1.2	1.2	1.2	1.0	0.7	0.3	0.2	0.2	0.2	0.2	0.2	0.3	0.3	0.5	0.8
2018	3.3	3.3	3.3	3.3	3.3	3.3	3.4	3.4	3.4	3.5	3.5	3.5	3.6	3.6	3.7	3.7	3.8	3.8	3.9	3.9	4.0	4.0	4.1	4.1	4.2	4.2	4.2	4.3	4.3	4.4	4.4	4.5	4.5	4.5	4.6	4.6	4.6	4.7	4.7	4.7	4.7	4.7	4.7	4.7	4.7	4.7	4.7	4.7	4.6	4.6	4.5	4.5	4.5	4.4	4.3	4.1	3.8	3.7	3.5	3.3	3.2	3.1	3.0	2.9	2.7	2.6	2.5	2.4	2.4	2.3	2.2	2.1	1.9	1.8	1.6	1.4	1.2	1.2	1.2	1.2	1.1	0.8	0.4	0.3	0.3	0.4	0.4	0.5	0.6	0.7	0.9	1.3	1.8
2019	3.3	3.3	3.3	3.3	3.3	3.3	3.3	3.4	3.4	3.4	3.5	3.5	3.6	3.6	3.7	3.7	3.8	3.8	3.8	3.9	3.9	4.0	4.0	4.1	4.1	4.2	4.2	4.3	4.3	4.3	4.4	4.4	4.4	4.5	4.5	4.5	4.6	4.6	4.6	4.7	4.7	4.7	4.7	4.7	4.6	4.6	4.6	4.6	4.6	4.5	4.5	4.5	4.4	4.4	4.2	4.1	3.8	3.6	3.5	3.3	3.2	3.1	3.0	2.9	2.7	2.5	2.4	2.4	2.4	2.3	2.2	2.1	1.9	1.8	1.6	1.4	1.3	1.3	1.3	1.3	1.2	0.9	0.6	0.5	0.5	0.6	0.6	0.7	0.8	1.0	1.2	1.6	2.0	2.2
2020	3.3	3.3	3.3	3.3	3.3	3.3	3.3	3.3	3.4	3.4	3.5	3.5	3.5	3.6	3.6	3.7	3.7	3.8	3.8	3.8	3.9	3.9	4.0	4.0	4.1	4.1	4.2	4.2	4.2	4.3	4.3	4.4	4.4	4.4	4.4	4.5	4.5	4.5	4.6	4.6	4.6	4.6	4.6	4.6	4.6	4.5	4.5	4.5	4.5	4.4	4.4	4.4	4.3	4.3	4.1	4.0	3.7	3.5	3.4	3.2	3.1	3.0	2.9	2.8	2.6	2.5	2.4	2.3	2.3	2.2	2.1	2.0	1.9	1.7	1.6	1.4	1.2	1.2	1.2	1.2	1.1	0.9	0.6	0.5	0.5	0.6	0.6	0.7	0.8	0.9	1.1	1.3	1.5	1.3	0.5
2021	3.3	3.3	3.3	3.3	3.2	3.3	3.3	3.3	3.3	3.4	3.4	3.4	3.5	3.5	3.6	3.6	3.7	3.7	3.8	3.8	3.8	3.9	3.9	4.0	4.0	4.1	4.1	4.1	4.2	4.2	4.3	4.3	4.3	4.3	4.4	4.4	4.4	4.5	4.5	4.5	4.5	4.5	4.5	4.5	4.5	4.4	4.4	4.4	4.4	4.3	4.3	4.3	4.2	4.2	4.0	3.9	3.6	3.4	3.3	3.1	3.0	2.9	2.8	2.7	2.6	2.4	2.3	2.3	2.2	2.2	2.0	1.9	1.8	1.6	1.5	1.3	1.2	1.2	1.2	1.2	1.0	0.8	0.5	0.4	0.5	0.5	0.6	0.6	0.7	0.8	0.9	1.1	1.1	0.9	0.2	0.0
2022	3.2	3.2	3.2	3.2	3.2	3.2	3.3	3.3	3.3	3.4	3.4	3.4	3.5	3.5	3.5	3.6	3.6	3.7	3.7	3.8	3.8	3.9	3.9	3.9	4.0	4.0	4.1	4.1	4.1	4.2	4.2	4.2	4.3	4.3	4.3	4.4	4.4	4.4	4.4	4.5	4.5	4.5	4.5	4.4	4.4	4.4	4.4	4.4	4.3	4.3	4.2	4.2	4.2	4.1	4.0	3.8	3.6	3.4	3.2	3.1	3.0	2.9	2.8	2.7	2.5	2.4	2.3	2.2	2.2	2.1	2.0	1.9	1.8	1.6	1.5	1.3	1.2	1.2	1.2	1.2	1.1	0.8	0.6	0.5	0.6	0.6	0.6	0.7	0.8	0.9	1.0	1.1	1.2	1.0	0.6	0.7	1.4
2023	3.3	3.3	3.3	3.3	3.2	3.2	3.3	3.3	3.3	3.4	3.4	3.4	3.5	3.5	3.6	3.6	3.7	3.7	3.7	3.8	3.8	3.9	3.9	4.0	4.0	4.0	4.1	4.1	4.1	4.2	4.2	4.3	4.3	4.3	4.3	4.4	4.4	4.4	4.4	4.5	4.5	4.5	4.5	4.5	4.4	4.4	4.4	4.4	4.3	4.3	4.2	4.2	4.2	4.1	4.0	3.8	3.6	3.4	3.3	3.1	3.0	2.9	2.9	2.8	2.6	2.4	2.3	2.3	2.3	2.2	2.1	2.0	1.9	1.8	1.6	1.5	1.4	1.3	1.4	1.4	1.3	1.1	0.9	0.8	0.9	0.9	1.0	1.1	1.2	1.3	1.5	1.7	1.8	1.8	1.7	2.1	3.2	4.9



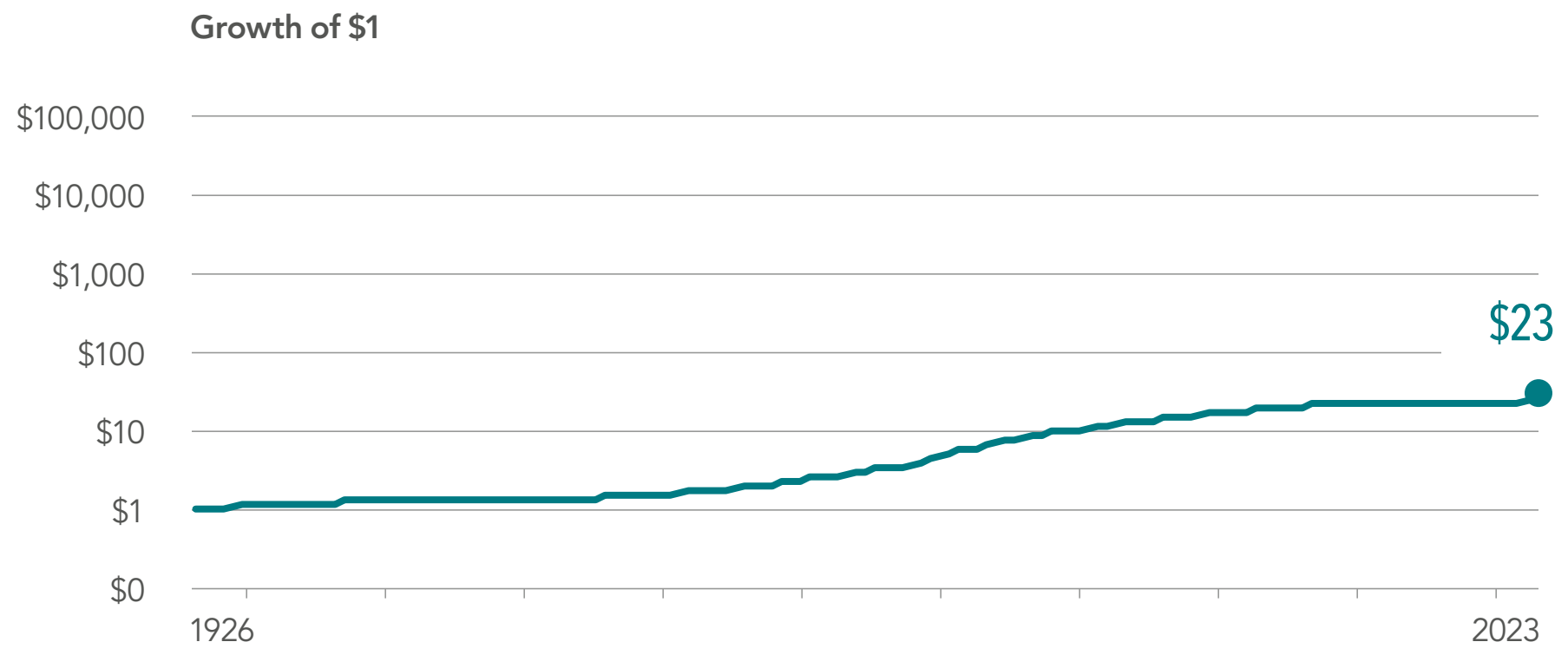

See Sources and Descriptions of Data.

Long-Term Government Bonds

1926–2023



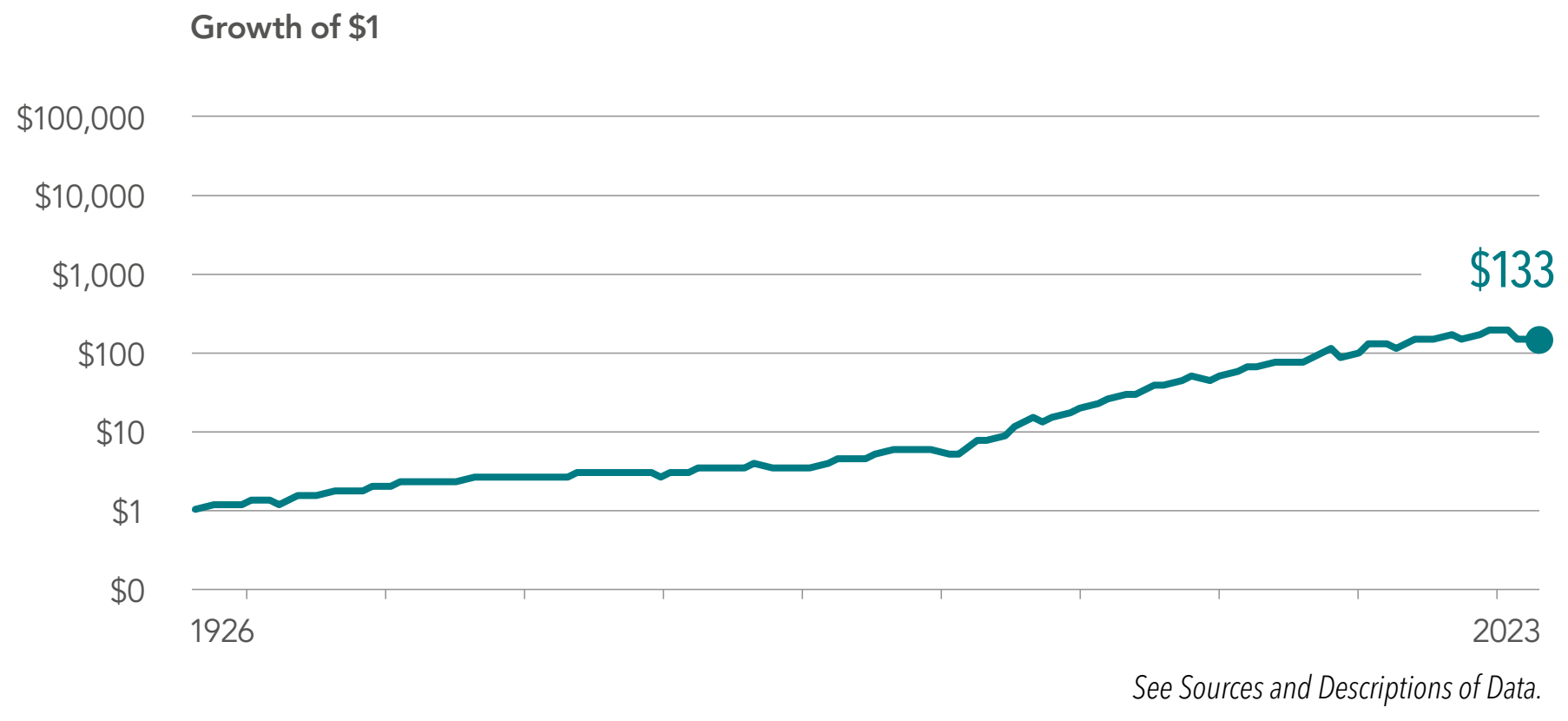

See Sources and Descriptions of Data.

	1926	1927	1928	1929	1930	1931	1932	1933	1934	1935	1936	1937	1938	1939	1940	1941	1942	1943	1944	1945	1946	1947	1948	1949	1950
1926	7.8
1927	8.3	8.9
1928	5.5	4.4	0.1
1929	5.0	4.1	1.7	3.4
1930	4.9	4.2	2.7	4.0	4.7
1931	3.1	2.2	0.6	0.8	-0.5	-5.3
1932	5.0	4.5	3.7	4.6	5.0	5.2	16.8
1933	4.4	3.9	3.1	3.7	3.7	3.4	8.1	-0.1
1934	5.0	4.6	4.0	4.7	4.9	5.0	8.7	4.9	10.0
1935	5.0	4.7	4.1	4.7	5.0	5.0	7.8	4.9	7.5	5.0
1936	5.2	4.9	4.5	5.1	5.3	5.4	7.7	5.5	7.5	6.2	7.5
1937	4.8	4.5	4.1	4.5	4.7	4.7	6.4	4.5	5.6	4.2	3.8	0.2
1938	4.8	4.6	4.2	4.6	4.8	4.8	6.3	4.6	5.6	4.5	4.4	2.8	5.5
1939	4.9	4.7	4.4	4.7	4.9	4.9	6.3	4.8	5.7	4.8	4.8	3.9	5.7	5.9
1940	5.0	4.8	4.5	4.9	5.0	5.0	6.2	5.0	5.7	5.0	5.0	4.4	5.9	6.0	6.1
1941	4.7	4.5	4.2	4.5	4.6	4.6	5.7	4.5	5.1	4.4	4.3	3.7	4.6	4.3	3.5	0.9
1942	4.6	4.5	4.2	4.5	4.5	4.5	5.5	4.4	4.9	4.3	4.2	3.6	4.3	4.0	3.4	2.1	3.2
1943	4.5	4.3	4.0	4.3	4.4	4.3	5.2	4.2	4.6	4.0	3.9	3.4	3.9	3.6	3.1	2.1	2.6	2.1
1944	4.4	4.2	4.0	4.2	4.3	4.2	5.0	4.1	4.5	3.9	3.8	3.3	3.8	3.5	3.0	2.3	2.7	2.4	2.8
1945	4.7	4.6	4.3	4.6	4.6	4.6	5.4	4.6	5.0	4.5	4.5	4.1	4.6	4.5	4.3	3.9	4.7	5.1	6.7	10.7
1946	4.5	4.3	4.1	4.3	4.4	4.3	5.0	4.2	4.6	4.1	4.0	3.7	4.1	3.9	3.6	3.2	3.7	3.8	4.4	5.2	-0.1
1947	4.1	4.0	3.7	3.9	4.0	3.9	4.5	3.8	4.0	3.6	3.5	3.1	3.4	3.2	2.8	2.4	2.6	2.5	2.6	2.5	-1.4	-2.6
1948	4.1	4.0	3.7	3.9	3.9	3.9	4.5	3.7	4.0	3.6	3.5	3.1	3.4	3.2	2.9	2.5	2.7	2.6	2.7	2.7	0.2	0.3	3.4
1949	4.2	4.1	3.8	4.0	4.1	4.0	4.6	3.9	4.1	3.8	3.7	3.4	3.7	3.5	3.2	2.9	3.2	3.2	3.4	3.5	1.7	2.3	4.9	6.4
1950	4.0	3.9	3.7	3.8	3.9	3.8	4.3	3.7	3.9	3.5	3.4	3.1	3.4	3.2	2.9	2.6	2.8	2.8	2.9	2.9	1.4	1.8	3.3	3.2	0.1
1951	3.7	3.6	3.3	3.5	3.5	3.4	3.9	3.3	3.4	3.1	3.0	2.7	2.8	2.6	2.4	2.0	2.1	2.0	2.0	1.9	0.5	0.6	1.4	0.8	-2.0
1952	3.6	3.5	3.3	3.4	3.4	3.3	3.8	3.2	3.3	3.0	2.8	2.6	2.7	2.5	2.3	1.9	2.0	1.9	1.9	1.8	0.6	0.7	1.4	0.9	-0.9
1953	3.6	3.5	3.3	3.4	3.4	3.3	3.8	3.2	3.3	3.0	2.9	2.6	2.8	2.6	2.4	2.1	2.2	2.1	2.1	2.0	1.0	1.1	1.7	1.4	0.2
1954	3.7	3.6	3.4	3.5	3.6	3.5	3.9	3.4	3.5	3.2	3.1	2.9	3.0	2.9	2.7	2.4	2.6	2.5	2.5	2.5	1.6	1.8	2.5	2.4	1.6
1955	3.6	3.4	3.2	3.4	3.4	3.3	3.7	3.1	3.3	3.0	2.9	2.6	2.8	2.6	2.4	2.2	2.3	2.2	2.2	2.2	1.3	1.5	2.0	1.8	1.1
1956	3.3	3.1	2.9	3.0	3.0	3.0	3.3	2.8	2.9	2.6	2.5	2.2	2.3	2.2	1.9	1.7	1.7	1.6	1.6	1.5	0.7	0.8	1.1	0.9	0.1
1957	3.4	3.3	3.1	3.2	3.2	3.1	3.5	3.0	3.1	2.8	2.7	2.5	2.6	2.4	2.2	2.0	2.1	2.0	2.0	1.9	1.2	1.4	1.8	1.6	1.0
1958	3.1	3.0	2.8	2.9	2.8	2.8	3.1	2.6	2.7	2.4	2.3	2.1	2.1	2.0	1.8	1.5	1.6	1.5	1.4	1.3	0.6	0.7	1.0	0.8	0.2
1959	2.9	2.8	2.6	2.7	2.7	2.6	2.9	2.4	2.5	2.2	2.1	1.9	1.9	1.8	1.6	1.3	1.4	1.3	1.2	1.1	0.4	0.5	0.7	0.5	-0.1
1960	3.2	3.1	2.9	3.0	3.0	2.9	3.2	2.8	2.9	2.6	2.5	2.3	2.4	2.3	2.1	1.9	2.0	1.9	1.9	1.8	1.3	1.4	1.7	1.5	1.1
1961	3.2	3.0	2.9	3.0	2.9	2.9	3.2	2.7	2.8	2.6	2.5	2.3	2.4	2.2	2.1	1.9	1.9	1.9	1.8	1.8	1.3	1.3	1.6	1.5	1.1
1962	3.3	3.1	3.0	3.1	3.1	3.0	3.3	2.9	3.0	2.7	2.6	2.5	2.5	2.4	2.3	2.1	2.2	2.1	2.1	2.1	1.6	1.7	2.0	1.9	1.5
1963	3.2	3.1	2.9	3.0	3.0	3.0	3.2	2.8	2.9	2.7	2.6	2.4	2.5	2.4	2.2	2.1	2.1	2.1	2.1	2.0	1.6	1.7	1.9	1.8	1.5
1964	3.2	3.1	2.9	3.0	3.0	3.0	3.2	2.8	2.9	2.7	2.6	2.4	2.5	2.4	2.3	2.1	2.2	2.1	2.1	2.1	1.7	1.8	2.0	1.9	1.6
1965	3.2	3.0	2.9	3.0	3.0	2.9	3.2	2.8	2.9	2.6	2.6	2.4	2.5	2.4	2.2	2.1	2.1	2.1	2.1	2.0	1.6	1.7	2.0	1.9	1.6
1966	3.2	3.1	2.9	3.0	3.0	2.9	3.2	2.8	2.9	2.7	2.6	2.4	2.5	2.4	2.3	2.1	2.2	2.1	2.1	2.1	1.7	1.8	2.0	2.0	1.7
1967	2.9	2.7	2.6	2.7	2.6	2.6	2.8	2.4	2.5	2.3	2.2	2.0	2.1	2.0	1.8	1.7	1.7	1.7	1.6	1.6	1.2	1.2	1.4	1.3	1.1
1968	2.8	2.7	2.5	2.6	2.6	2.5	2.7	2.4	2.4	2.2	2.1	2.0	2.0	1.9	1.8	1.6	1.6	1.6	1.6	1.5	1.1	1.2	1.4	1.3	1.0
1969	2.6	2.5	2.3	2.4	2.4	2.3	2.5	2.1	2.2	2.0	1.9	1.7	1.8	1.7	1.5	1.4	1.4	1.3	1.3	1.2	0.9	0.9	1.1	1.0	0.7
1970	2.8	2.7	2.5	2.6	2.6	2.5	2.7	2.4	2.5	2.3	2.2	2.0	2.1	2.0	1.9	1.7	1.7	1.7	1.7	1.6	1.3	1.3	1.5	1.4	1.2
1971	3.0	2.9	2.8	2.8	2.8	2.8	3.0	2.7	2.7	2.5	2.5	2.3	2.4	2.3	2.2	2.1	2.1	2.1	2.1	2.0	1.7	1.8	2.0	1.9	1.7
1972	3.1	3.0	2.8	2.9	2.9	2.8	3.1	2.7	2.8	2.6	2.6	2.4	2.5	2.4	2.3	2.2	2.2	2.2	2.2	2.2	1.9	1.9	2.1	2.1	1.9
1973	3.0	2.9	2.8	2.8	2.8	2.8	3.0	2.6	2.7	2.5	2.5	2.3	2.4	2.3	2.2	2.1	2.1	2.1	2.1	2.1	1.8	1.8	2.0	1.9	1.8
1974	3.0	2.9	2.8	2.8	2.8	2.8	3.0	2.7	2.7	2.6	2.5	2.4	2.4	2.4	2.3	2.1	2.2	2.2	2.2	2.1	1.8	1.9	2.1	2.0	1.9
1975	3.1	3.0	2.9	3.0	3.0	2.9	3.1	2.8	2.9	2.7	2.7	2.6	2.6	2.5	2.4	2.3	2.4	2.4	2.4	2.4	2.1	2.2	2.3	2.3	2.1
1976	3.4	3.3	3.2	3.2	3.2	3.2	3.4	3.1	3.2	3.0	3.0	2.9	3.0	2.9	2.8	2.7	2.8	2.8	2.8	2.8	2.5	2.6	2.8	2.8	2.6
1977	3.3	3.2	3.1	3.2	3.2	3.1	3.3	3.0	3.1	3.0	2.9	2.8	2.9	2.8	2.7	2.6	2.7	2.7	2.7	2.7	2.4	2.5	2.7	2.7	2.5
1978	3.2	3.1	3.0	3.1	3.1	3.0	3.2	2.9	3.0	2.9	2.8	2.7	2.8	2.7	2.6	2.5	2.6	2.5	2.6	2.6	2.3	2.4	2.6	2.5	2.4
1979	3.1	3.0	2.9	3.0	3.0	2.9	3.1	2.9	2.9	2.8	2.7	2.6	2.7	2.6	2.5	2.4	2.5	2.4	2.5	2.4	2.2	2.3	2.4	2.4	2.3
1980	3.0	2.9	2.8	2.9	2.8	2.8	3.0	2.7	2.8	2.6	2.6	2.5	2.5	2.4	2.3	2.3	2.3	2.3	2.3	2.3	2.0	2.1	2.2	2.2	2.1
1981	3.0	2.9	2.8	2.8	2.8	2.8	3.0	2.7	2.7	2.6	2.5	2.4	2.5	2.4	2.3	2.2	2.3	2.3	2.3	2.2	2.0	2.1	2.2	2.2	2.1
1982	3.5	3.5	3.4	3.4	3.4	3.4	3.6	3.3	3.4	3.3	3.2	3.1	3.2	3.2	3.1	3.0	3.1	3.1	3.1	3.1	2.9	3.0	3.2	3.1	3.0
1983	3.5	3.4	3.3	3.4	3.4	3.4	3.5	3.3	3.3	3.2	3.2	3.1	3.2	3.1	3.0	3.0	3.0	3.0	3.0	3.0	2.8	2.9	3.1	3.1	3.0
1984	3.7	3.6	3.5	3.6	3.6	3.6	3.7	3.5	3.6	3.4	3.4	3.3	3.4	3.4	3.3	3.2	3.3	3.3	3.3	3.3	3.2	3.2	3.4	3.4	3.3
1985	4.1	4.0	3.9	4.0	4.0	4.0	4.2	4.0	4.0	3.9	3.9	3.8	3.9	3.9	3.8	3.8	3.8	3.9	3.9	3.9	3.8	3.9	4.0	4.1	4.0
1986	4.4	4.3	4.3	4.3	4.3	4.3	4.5	4.3	4.4	4.3	4.3	4.2	4.3	4.3	4.2	4.2	4.3	4.3	4.3	4.4	4.2	4.3	4.5	4.6	4.5
1987	4.3	4.2	4.1	4.2	4.2	4.2	4.4	4.2	4.3	4.2	4.1	4.1	4.2	4.1	4.1	4.0	4.1	4.1	4.2	4.2	4.1	4.2	4.3	4.4	4.3
1988	4.4	4.3	4.2	4.3	4.3	4.3	4.5	4.3	4.4	4.3	4.2	4.2	4.3	4.2	4.2	4.2	4.2	4.2	4.3	4.3	4.2	4.3	4.5	4.5	4.4
1989	4.6	4.5	4.4	4.5	4.5	4.5	4.7	4.5	4.6	4.5	4.5	4.4	4.5	4.5	4.5	4.4	4.5	4.5	4.6	4.6	4.5	4.6	4.8	4.8	4.8
1990	4.6	4.5	4.5	4.5	4.6	4.6	4.7	4.5	4.6	4.5	4.5	4.5	4.5	4.5	4.5	4.5	4.5	4.6	4.6	4.7	4.5	4.6	4.8	4.8	4.8
1991	4.8	4.7	4.7	4.8	4.8	4.8	5.0	4.8	4.9	4.8	4.8	4.7	4.8	4.8	4.8	4.7	4.8	4.8	4.9	4.9	4.8	4.9	5.1	5.2	5.1
1992	4.8	4.8	4.7	4.8	4.8	4.8	5.0	4.8	4.9	4.8	4.8	4.8	4.9	4.8	4.8	4.8	4.9	4.9	5.0	5.0	4.9	5.0	5.2	5.2	5.2
1993	5.0	5.0	4.9	5.0	5.0	5.0	5.2	5.0	5.1	5.0	5.0	5.0	5.1	5.1	5.1	5.0	5.1	5.2	5.2	5.3	5.2	5.3	5.4	5.5	5.5
1994	4.8	4.8	4.7	4.8	4.8	4.8	5.0	4.8	4.9	4.8	4.8	4.8	4.8	4.8	4.8	4.8	4.9	4.9	4.9	5.0	4.9	5.0	5.1	5.2	5.2
1995	5.2	5.1	5.1	5.2	5.2	5.2	5.4	5.2	5.3	5.2	5.2	5.2	5.3	5.2	5.2	5.2	5.3	5.3	5.4	5.5	5.3	5.5	5.6	5.7	5.7
1996	5.1	5.0	5.0	5.1	5.1	5.1	5.3	5.1	5.2	5.1	5.1	5.1	5.1	5.1	5.1	5.1	5.2	5.2	5.3	5.3	5.2	5.3	5.5	5.5	5.5
1997	5.2	5.2	5.1	5.2	5.2	5.2	5.4	5.2	5.3	5.3	5.3	5.2	5.3	5.3	5.3	5.3	5.4	5.4	5.5	5.5	5.4	5.5	5.7	5.7	5.7
1998	5.3	5.3	5.2	5.3	5.3	5.4	5.5	5.4	5.4	5.4	5.4	5.3	5.4	5.4	5.4	5.4	5.5	5.5	5.6	5.7	5.6	5.7	5.8	5.9	5.9
1999	5.1	5.1	5.0	5.1	5.1	5.1	5.3	5.1	5.2	5.1	5.1	5.1	5.2	5.2	5.2	5.2	5.2	5.3	5.3	5.4	5.3	5.4	5.5	5.6	5.6
2000	5.3	5.3	5.2	5.3	5.3	5.4	5.5	5.4	5.4	5.4	5.4	5.3	5.4	5.4	5.4	5.4	5.5	5.5	5.6	5.6	5.5	5.7	5.8	5.9	5.8
2001	5.3	5.3	5.2	5.3	5.3	5.3	5.5	5.3	5.4	5.3	5.4	5.3	5.4	5.4	5.4	5.4	5.5	5.5	5.6	5.6	5.5	5.6	5.8	5.8	5.8
2002	5.5	5.4	5.4	5.5	5.5	5.5	5.7	5.5	5.6	5.5	5.5	5.5	5.6	5.6	5.6	5.6	5.6	5.7	5.7	5.8	5.7	5.8	6.0	6.0	6.0
2003	5.4	5.4	5.3	5.4	5.4	5.4	5.6	5.4	5.5	5.5	5.5	5.4	5.5	5.5	5.5	5.5	5.6	5.6	5.7	5.7	5.6	5.7	5.9	5.9	5.9
2004	5.4	5.4	5.4	5.4	5.5	5.5	5.6	5.5	5.6	5.5	5.5	5.5	5.6	5.6	5.6	5.5	5.6	5.7	5.7	5.8	5.7	5.8	5.9	6.0	6.0
2005	5.5	5.4	5.4	5.5	5.5	5.5	5.7	5.5	5.6	5.5	5.5	5.5	5.6	5.6	5.6	5.6	5.7	5.7	5.8	5.8	5.7	5.8	6.0	6.0	6.0
2006	5.4	5.4	5.3	5.4	5.4	5.4	5.6	5.5	5.5	5.5	5.5	5.5	5.5	5.5	5.5	5.5	5.6	5.6	5.7	5.7	5.6	5.7	5.9	5.9	5.9
2007	5.5	5.4	5.4	5.5	5.5	5.5	5.7	5.5	5.6	5.5	5.5	5.5	5.6	5.6	5.6	5.6	5.6	5.7	5.7	5.8	5.7	5.8	6.0	6.0	6.0
2008	5.7	5.7	5.6	5.7	5.7	5.7	5.9	5.8	5.8	5.8	5.8	5.8	5.9	5.9	5.9	5.9	5.9	6.0	6.0	6.1	6.0	6.1	6.3	6.3	6.3
2009	5.4	5.4	5.4	5.4	5.4	5.5	5.6	5.5	5.5	5.5	5.5	5.5	5.5	5.5	5.5	5.5	5.6	5.6	5.7	5.7	5.6	5.7	5.9	5.9	5.9
2010	5.5	5.4	5.4	5.5	5.5	5.5	5.7	5.5	5.6	5.5	5.5	5.5	5.6	5.6	5.6	5.6	5.6	5.7	5.7	5.8	5.7	5.8	5.9	6.0	6.0
2011	5.7	5.7	5.6	5.7	5.7	5.8	5.9	5.8	5.8	5.8	5.8	5.8	5.9	5.9	5.9	5.9	5.9	6.0	6.0	6.1	6.0	6.1	6.2	6.3	6.3
2012	5.7	5.7	5.6	5.7	5.7	5.7	5.9	5.7	5.8	5.8	5.8	5.8	5.8	5.8	5.8	5.8	5.9	5.9	6.0	6.0	6.0	6.1	6.2	6.2	6.2
2013	5.5	5.4	5.4	5.5	5.5	5.5	5.6	5.5	5.6	5.5	5.5	5.5	5.6	5.6	5.6	5.6	5.6	5.7	5.7	5.7	5.7	5.8	5.9	5.9	5.9
2014	5.7	5.6	5.6	5.7	5.7	5.7	5.8	5.7	5.8	5.7	5.7	5.7	5.8	5.8	5.8	5.8	5.9	5.9	6.0	6.0	5.9	6.0	6.2	6.2	6.2
2015	5.6	5.6	5.5	5.6	5.6	5.6	5.8	5.6	5.7	5.7	5.7	5.6	5.7	5.7	5.7	5.7	5.8	5.8	5.9	5.9	5.8	5.9	6.1	6.1	6.1
2016	5.5	5.5	5.5	5.5	5.6	5.6	5.7	5.6	5.7	5.6	5.6	5.6	5.7	5.7	5.7	5.7	5.7	5.7	5.8	5.8	5.8	5.9	6.0	6.0	6.0
2017	5.5	5.5	5.5	5.6	5.6	5.6	5.7	5.6	5.7	5.6	5.6	5.6	5.7	5.7	5.7	5.7	5.7	5.8	5.8	5.8	5.8	5.9	6.0	6.0	6.0
2018	5.5	5.5	5.4	5.5	5.5	5.5	5.6	5.5	5.6	5.5	5.5	5.5	5.6	5.6	5.6	5.6	5.6	5.7	5.7	5.8	5.7	5.8	5.9	5.9	5.9
2019	5.6	5.5	5.5	5.6	5.6	5.6	5.7	5.6	5.7	5.6	5.6	5.6	5.7	5.7	5.7	5.7	5.7	5.8	5.8	5.8	5.8	5.9	6.0	6.0	6.0
2020	5.7	5.6	5.6	5.7	5.7	5.7	5.8	5.7	5.8	5.7	5.7	5.7	5.8	5.8	5.8	5.8	5.9	5.9	5.9	6.0	5.9	6.0	6.1	6.2	6.2
2021	5.5	5.5	5.5	5.5	5.6	5.6	5.7	5.6	5.6	5.6	5.6	5.6	5.6	5.7	5.6	5.6	5.7	5.7	5.8	5.8	5.8	5.8	6.0	6.0	6.0
2022	5.2	5.1	5.1	5.1	5.2	5.2	5.3	5.2	5.2	5.2	5.2	5.1	5.2	5.2	5.2	5.2	5.2	5.3	5.3	5.3	5.3	5.3	5.5	5.5	5.5
2023	5.1	5.1	5.1	5.1	5.1	5.1	5.3	5.1	5.2	5.1	5.1	5.1	5.2	5.2	5.2	5.1	5.2	5.2	5.3	5.3	5.2	5.3	5.4	5.4	5.4

	1951	1952	1953	1954	1955	1956	1957	1958	1959	1960	1961	1962	1963	1964	1965	1966	1967	1968	1969	1970	1971	1972	1973	1974	1975
1951	-3.9
1952	-1.4	1.2
1953	0.2	2.4	3.6
1954	1.9	4.0	5.4	7.2
1955	1.3	2.6	3.1	2.9	-1.3
1956	0.1	0.9	0.9	0.0	-3.5	-5.6
1957	1.1	2.0	2.2	1.8	0.0	0.7	7.5
1958	0.2	0.8	0.7	0.2	-1.5	-1.6	0.5	-6.1
1959	-0.1	0.4	0.3	-0.2	-1.7	-1.8	-0.5	-4.2	-2.3
1960	1.2	1.8	1.9	1.6	0.7	1.2	2.9	1.5	5.5	13.8
1961	1.2	1.7	1.8	1.6	0.8	1.1	2.5	1.3	3.9	7.2	1.0
1962	1.7	2.2	2.3	2.1	1.5	1.9	3.2	2.4	4.7	7.1	3.9	6.9
1963	1.6	2.1	2.2	2.0	1.5	1.8	3.0	2.2	4.0	5.6	3.0	4.0	1.2
1964	1.8	2.2	2.3	2.2	1.7	2.0	3.0	2.4	3.9	5.2	3.1	3.8	2.4	3.5
1965	1.7	2.1	2.2	2.1	1.6	1.9	2.8	2.2	3.4	4.4	2.6	3.1	1.8	2.1	0.7
1966	1.8	2.2	2.3	2.2	1.8	2.1	2.9	2.4	3.5	4.3	2.8	3.2	2.3	2.6	2.2	3.7
1967	1.1	1.5	1.5	1.3	0.9	1.1	1.7	1.1	2.0	2.5	1.0	1.0	-0.1	-0.5	-1.8	-3.0	-9.2
1968	1.1	1.4	1.4	1.2	0.8	1.0	1.5	1.0	1.7	2.2	0.8	0.8	-0.2	-0.4	-1.4	-2.1	-4.8	-0.3
1969	0.7	1.0	1.0	0.8	0.4	0.5	1.0	0.5	1.1	1.4	0.2	0.1	-0.9	-1.2	-2.1	-2.8	-4.9	-2.7	-5.1
1970	1.3	1.5	1.6	1.4	1.1	1.3	1.8	1.3	2.0	2.4	1.3	1.3	0.7	0.6	0.1	0.0	-0.9	2.0	3.2	12.1
1971	1.8	2.1	2.1	2.1	1.8	2.0	2.5	2.1	2.8	3.2	2.3	2.5	2.0	2.1	1.9	2.1	1.8	4.7	6.4	12.7	13.2
1972	2.0	2.3	2.3	2.3	2.0	2.2	2.7	2.4	3.0	3.4	2.6	2.8	2.4	2.5	2.3	2.6	2.4	4.9	6.2	10.3	9.4	5.7
1973	1.8	2.1	2.2	2.1	1.8	2.0	2.5	2.2	2.7	3.1	2.3	2.4	2.0	2.1	2.0	2.1	1.9	3.9	4.7	7.3	5.8	2.2	-1.1
1974	1.9	2.2	2.3	2.2	1.9	2.1	2.6	2.3	2.8	3.2	2.5	2.6	2.2	2.3	2.2	2.4	2.2	3.9	4.7	6.7	5.4	2.9	1.6	4.4
1975	2.2	2.5	2.5	2.5	2.3	2.5	2.9	2.7	3.2	3.5	2.9	3.0	2.7	2.9	2.8	3.0	3.0	4.6	5.3	7.1	6.2	4.5	4.1	6.7	9.2
1976	2.7	3.0	3.1	3.1	2.9	3.1	3.6	3.4	3.9	4.3	3.7	3.9	3.7	3.9	3.9	4.2	4.3	5.9	6.7	8.5	7.9	6.8	7.1	10.0	12.9
1977	2.6	2.9	2.9	2.9	2.7	2.9	3.3	3.1	3.7	4.0	3.4	3.6	3.4	3.5	3.5	3.8	3.8	5.2	5.8	7.3	6.6	5.5	5.5	7.2	8.2
1978	2.5	2.7	2.8	2.8	2.6	2.7	3.1	2.9	3.4	3.7	3.2	3.3	3.1	3.2	3.2	3.4	3.4	4.6	5.1	6.3	5.6	4.5	4.4	5.5	5.8
1979	2.3	2.6	2.6	2.6	2.4	2.6	2.9	2.7	3.2	3.5	2.9	3.1	2.8	2.9	2.9	3.1	3.0	4.1	4.5	5.5	4.8	3.8	3.5	4.3	4.3
1980	2.1	2.3	2.4	2.3	2.2	2.3	2.6	2.4	2.8	3.1	2.6	2.7	2.4	2.5	2.5	2.6	2.5	3.5	3.8	4.6	3.9	2.9	2.6	3.1	2.9
1981	2.1	2.3	2.4	2.3	2.2	2.3	2.6	2.4	2.8	3.0	2.6	2.6	2.4	2.5	2.4	2.5	2.5	3.3	3.6	4.4	3.7	2.8	2.5	2.9	2.7
1982	3.1	3.4	3.5	3.4	3.3	3.5	3.9	3.7	4.1	4.4	4.0	4.2	4.0	4.2	4.2	4.4	4.5	5.5	5.9	6.8	6.4	5.8	5.8	6.6	6.8
1983	3.1	3.3	3.4	3.4	3.2	3.4	3.7	3.6	4.0	4.3	3.9	4.0	3.9	4.0	4.0	4.2	4.3	5.2	5.5	6.3	5.9	5.3	5.3	6.0	6.1
1984	3.4	3.6	3.7	3.7	3.6	3.8	4.1	4.0	4.4	4.7	4.3	4.5	4.4	4.5	4.6	4.8	4.9	5.7	6.1	6.9	6.6	6.1	6.1	6.8	7.0
1985	4.1	4.4	4.5	4.5	4.4	4.6	5.0	4.9	5.3	5.6	5.3	5.5	5.4	5.6	5.7	6.0	6.1	7.0	7.5	8.3	8.0	7.7	7.8	8.6	9.0
1986	4.6	4.9	5.0	5.0	5.0	5.2	5.6	5.5	5.9	6.3	6.0	6.2	6.1	6.4	6.5	6.8	6.9	7.9	8.3	9.2	9.0	8.7	8.9	9.8	10.2
1987	4.4	4.7	4.8	4.8	4.7	4.9	5.3	5.2	5.6	5.9	5.6	5.8	5.8	6.0	6.1	6.3	6.5	7.3	7.7	8.5	8.3	8.0	8.1	8.8	9.2
1988	4.6	4.8	4.9	4.9	4.9	5.1	5.4	5.4	5.8	6.0	5.8	6.0	5.9	6.1	6.2	6.5	6.6	7.4	7.8	8.5	8.4	8.1	8.2	8.9	9.2
1989	4.9	5.1	5.2	5.3	5.2	5.4	5.8	5.7	6.1	6.4	6.2	6.4	6.4	6.6	6.7	6.9	7.1	7.9	8.3	9.0	8.8	8.6	8.8	9.4	9.8
1990	4.9	5.2	5.3	5.3	5.3	5.5	5.8	5.7	6.1	6.4	6.2	6.4	6.3	6.5	6.7	6.9	7.0	7.8	8.2	8.9	8.7	8.5	8.6	9.2	9.6
1991	5.2	5.5	5.6	5.7	5.6	5.8	6.2	6.1	6.5	6.8	6.6	6.8	6.8	7.0	7.1	7.4	7.5	8.3	8.7	9.3	9.2	9.0	9.2	9.8	10.1
1992	5.3	5.6	5.7	5.7	5.7	5.9	6.2	6.2	6.6	6.8	6.6	6.8	6.8	7.0	7.1	7.4	7.5	8.3	8.6	9.3	9.1	9.0	9.1	9.7	10.0
1993	5.6	5.8	6.0	6.0	6.0	6.2	6.5	6.5	6.9	7.2	7.0	7.2	7.2	7.4	7.5	7.8	7.9	8.6	9.0	9.6	9.5	9.4	9.5	10.1	10.4
1994	5.3	5.5	5.6	5.7	5.6	5.8	6.1	6.1	6.4	6.7	6.5	6.7	6.7	6.8	7.0	7.2	7.3	8.0	8.3	8.9	8.7	8.6	8.7	9.2	9.4
1995	5.8	6.0	6.1	6.2	6.2	6.4	6.7	6.7	7.1	7.3	7.1	7.3	7.3	7.5	7.7	7.9	8.1	8.7	9.1	9.7	9.6	9.4	9.6	10.1	10.4
1996	5.6	5.9	6.0	6.0	6.0	6.2	6.5	6.5	6.8	7.1	6.9	7.1	7.1	7.3	7.4	7.6	7.8	8.4	8.7	9.3	9.2	9.0	9.1	9.6	9.8
1997	5.9	6.1	6.2	6.3	6.2	6.4	6.7	6.7	7.1	7.3	7.1	7.3	7.3	7.5	7.6	7.9	8.0	8.6	9.0	9.5	9.4	9.2	9.4	9.9	10.1
1998	6.0	6.2	6.3	6.4	6.4	6.6	6.9	6.9	7.2	7.5	7.3	7.5	7.5	7.7	7.8	8.0	8.2	8.8	9.1	9.6	9.5	9.4	9.5	10.0	10.2
1999	5.7	5.9	6.0	6.0	6.0	6.2	6.5	6.5	6.8	7.0	6.8	7.0	7.0	7.2	7.3	7.5	7.6	8.2	8.5	8.9	8.8	8.7	8.8	9.2	9.4
2000	6.0	6.2	6.3	6.3	6.3	6.5	6.8	6.8	7.1	7.3	7.2	7.4	7.4	7.5	7.7	7.9	8.0	8.5	8.8	9.3	9.2	9.1	9.2	9.6	9.8
2001	5.9	6.1	6.2	6.3	6.3	6.4	6.7	6.7	7.0	7.3	7.1	7.3	7.3	7.4	7.5	7.7	7.9	8.4	8.7	9.1	9.0	8.9	9.0	9.4	9.6
2002	6.1	6.3	6.5	6.5	6.5	6.7	7.0	6.9	7.3	7.5	7.3	7.5	7.5	7.7	7.8	8.0	8.1	8.7	8.9	9.4	9.3	9.2	9.3	9.7	9.9
2003	6.0	6.3	6.4	6.4	6.4	6.6	6.8	6.8	7.1	7.4	7.2	7.4	7.4	7.5	7.6	7.8	7.9	8.5	8.7	9.2	9.1	8.9	9.0	9.4	9.6
2004	6.1	6.3	6.4	6.4	6.4	6.6	6.9	6.9	7.2	7.4	7.2	7.4	7.4	7.6	7.7	7.8	8.0	8.5	8.7	9.1	9.0	8.9	9.0	9.4	9.5
2005	6.1	6.3	6.4	6.5	6.5	6.6	6.9	6.9	7.2	7.4	7.2	7.4	7.4	7.6	7.7	7.8	7.9	8.4	8.7	9.1	9.0	8.9	9.0	9.3	9.5
2006	6.0	6.2	6.3	6.4	6.4	6.5	6.8	6.8	7.0	7.2	7.1	7.3	7.3	7.4	7.5	7.7	7.8	8.2	8.5	8.9	8.8	8.7	8.7	9.1	9.2
2007	6.1	6.3	6.4	6.4	6.4	6.6	6.8	6.8	7.1	7.3	7.2	7.3	7.3	7.5	7.6	7.7	7.8	8.3	8.5	8.9	8.8	8.7	8.8	9.1	9.2
2008	6.4	6.6	6.7	6.8	6.8	6.9	7.2	7.2	7.4	7.7	7.5	7.7	7.7	7.8	7.9	8.1	8.2	8.7	8.9	9.3	9.2	9.1	9.2	9.5	9.7
2009	6.0	6.2	6.3	6.3	6.3	6.5	6.7	6.7	7.0	7.1	7.0	7.1	7.2	7.3	7.4	7.5	7.6	8.1	8.3	8.6	8.5	8.4	8.5	8.8	8.9
2010	6.1	6.3	6.3	6.4	6.4	6.5	6.8	6.8	7.0	7.2	7.1	7.2	7.2	7.3	7.4	7.6	7.7	8.1	8.3	8.7	8.6	8.5	8.5	8.8	8.9
2011	6.4	6.6	6.7	6.7	6.7	6.9	7.1	7.1	7.4	7.6	7.4	7.6	7.6	7.7	7.8	8.0	8.1	8.5	8.7	9.1	9.0	8.9	9.0	9.3	9.4
2012	6.3	6.5	6.6	6.7	6.7	6.8	7.0	7.0	7.3	7.5	7.4	7.5	7.5	7.6	7.7	7.9	8.0	8.4	8.6	8.9	8.9	8.8	8.8	9.1	9.2
2013	6.0	6.2	6.3	6.3	6.3	6.4	6.7	6.7	6.9	7.1	7.0	7.1	7.1	7.2	7.3	7.4	7.5	7.9	8.1	8.4	8.3	8.2	8.3	8.5	8.6
2014	6.3	6.5	6.6	6.6	6.6	6.7	7.0	6.9	7.2	7.4	7.3	7.4	7.4	7.5	7.6	7.7	7.8	8.2	8.4	8.7	8.7	8.6	8.6	8.9	9.0
2015	6.2	6.4	6.4	6.5	6.5	6.6	6.8	6.8	7.1	7.2	7.1	7.2	7.2	7.4	7.4	7.6	7.7	8.0	8.2	8.5	8.4	8.3	8.4	8.6	8.7
2016	6.1	6.3	6.4	6.4	6.4	6.5	6.7	6.7	7.0	7.1	7.0	7.1	7.1	7.2	7.3	7.5	7.5	7.9	8.1	8.4	8.3	8.2	8.2	8.5	8.6
2017	6.1	6.3	6.4	6.4	6.4	6.5	6.7	6.7	6.9	7.1	7.0	7.1	7.1	7.2	7.3	7.4	7.5	7.9	8.0	8.3	8.3	8.1	8.2	8.4	8.5
2018	6.0	6.2	6.2	6.3	6.3	6.4	6.6	6.6	6.8	7.0	6.9	7.0	7.0	7.1	7.1	7.3	7.3	7.7	7.9	8.1	8.1	8.0	8.0	8.2	8.3
2019	6.1	6.3	6.3	6.4	6.4	6.5	6.7	6.7	6.9	7.1	7.0	7.1	7.1	7.2	7.2	7.4	7.4	7.8	7.9	8.2	8.1	8.0	8.1	8.3	8.4
2020	6.2	6.4	6.5	6.5	6.5	6.6	6.8	6.8	7.1	7.2	7.1	7.2	7.2	7.3	7.4	7.5	7.6	7.9	8.1	8.4	8.3	8.2	8.3	8.5	8.6
2021	6.1	6.2	6.3	6.3	6.3	6.4	6.6	6.6	6.8	7.0	6.9	7.0	7.0	7.1	7.2	7.3	7.3	7.7	7.8	8.1	8.0	7.9	8.0	8.2	8.2
2022	5.5	5.7	5.7	5.8	5.8	5.9	6.1	6.0	6.2	6.4	6.3	6.3	6.3	6.4	6.5	6.6	6.6	6.9	7.1	7.3	7.2	7.1	7.2	7.3	7.4
2023	5.5	5.6	5.7	5.7	5.7	5.8	6.0	6.0	6.2	6.3	6.2	6.3	6.3	6.3	6.4	6.5	6.5	6.9	7.0	7.2	7.1	7.0	7.0	7.2	7.3

	1976	1977	1978	1979	1980	1981	1982	1983	1984	1985	1986	1987	1988	1989	1990	1991	1992	1993	1994	1995	1996	1997	1998	1999	2000
1976	16.8
1977	7.7	-0.7
1978	4.6	-0.9	-1.2
1979	3.1	-1.0	-1.2	-1.2
1980	1.7	-1.8	-2.1	-2.6	-3.9
1981	1.7	-1.1	-1.1	-1.1	-1.1	1.9
1982	6.5	4.9	6.0	7.9	11.2	19.6	40.4
1983	5.8	4.3	5.1	6.4	8.4	12.9	18.9	0.7
1984	6.8	5.6	6.5	7.9	9.8	13.5	17.7	7.8	15.5
1985	9.0	8.2	9.3	10.9	13.1	16.8	20.9	15.0	23.0	31.0
1986	10.3	9.7	10.9	12.5	14.6	18.1	21.6	17.3	23.5	27.7	24.5
1987	9.2	8.5	9.5	10.7	12.3	14.9	17.2	13.0	16.3	16.6	10.1	-2.7
1988	9.2	8.6	9.5	10.6	12.0	14.2	16.1	12.5	15.0	14.9	9.9	3.3	9.7
1989	9.8	9.3	10.2	11.3	12.6	14.6	16.3	13.2	15.5	15.5	11.9	8.0	13.8	18.1
1990	9.6	9.1	9.9	10.8	12.0	13.7	15.2	12.3	14.1	13.9	10.8	7.6	11.2	12.0	6.2
1991	10.2	9.7	10.5	11.5	12.6	14.2	15.6	13.1	14.8	14.6	12.1	9.8	13.2	14.4	12.6	19.3
1992	10.0	9.6	10.4	11.2	12.2	13.7	14.9	12.6	14.0	13.8	11.5	9.5	12.1	12.8	11.0	13.5	8.1
1993	10.5	10.1	10.8	11.7	12.7	14.1	15.1	13.1	14.4	14.3	12.4	10.7	13.1	13.8	12.8	15.1	13.0	18.2
1994	9.4	9.0	9.6	10.4	11.2	12.3	13.2	11.2	12.2	11.9	9.9	8.2	9.9	9.9	8.3	8.9	5.6	4.4	-7.8
1995	10.4	10.1	10.8	11.5	12.4	13.5	14.4	12.6	13.7	13.5	11.9	10.6	12.4	12.8	11.9	13.1	11.6	12.8	10.2	31.7
1996	9.9	9.5	10.1	10.8	11.5	12.6	13.3	11.6	12.5	12.3	10.7	9.4	10.8	11.0	10.0	10.6	9.0	9.2	6.4	14.2	-0.9
1997	10.1	9.8	10.4	11.0	11.8	12.8	13.5	11.9	12.7	12.5	11.1	10.0	11.3	11.5	10.7	11.4	10.1	10.5	8.7	14.8	7.1	15.9
1998	10.3	10.0	10.5	11.1	11.8	12.8	13.5	12.0	12.8	12.6	11.3	10.2	11.5	11.7	11.0	11.6	10.5	10.9	9.5	14.3	9.1	14.4	13.1
1999	9.4	9.1	9.5	10.1	10.7	11.5	12.1	10.6	11.3	11.0	9.7	8.6	9.6	9.6	8.8	9.1	7.9	7.8	6.2	9.2	4.3	6.0	1.5	-9.0
2000	9.9	9.6	10.0	10.6	11.2	12.0	12.6	11.2	11.8	11.6	10.4	9.5	10.5	10.5	9.9	10.3	9.3	9.5	8.3	11.2	7.5	9.7	7.7	5.2	21.5
2001	9.6	9.3	9.8	10.3	10.8	11.6	12.1	10.8	11.4	11.1	10.0	9.1	10.0	10.0	9.4	9.6	8.7	8.8	7.7	10.1	6.8	8.5	6.7	4.7	12.2
2002	9.9	9.6	10.1	10.6	11.1	11.9	12.4	11.1	11.7	11.5	10.4	9.6	10.5	10.5	10.0	10.3	9.5	9.7	8.8	11.0	8.4	10.0	8.8	7.8	14.1
2003	9.6	9.3	9.7	10.2	10.7	11.4	11.8	10.6	11.2	10.9	9.9	9.1	9.9	9.9	9.4	9.6	8.8	8.9	8.0	9.9	7.5	8.7	7.6	6.5	10.8
2004	9.6	9.3	9.7	10.1	10.6	11.3	11.7	10.5	11.0	10.8	9.8	9.1	9.8	9.8	9.3	9.5	8.8	8.9	8.1	9.8	7.6	8.7	7.7	6.8	10.3
2005	9.5	9.2	9.6	10.0	10.5	11.1	11.5	10.4	10.9	10.7	9.7	9.0	9.7	9.7	9.2	9.4	8.7	8.8	8.0	9.6	7.6	8.6	7.7	7.0	9.9
2006	9.2	9.0	9.3	9.7	10.1	10.7	11.1	10.0	10.4	10.2	9.3	8.6	9.2	9.2	8.7	8.9	8.2	8.2	7.5	8.9	7.0	7.8	7.0	6.2	8.6
2007	9.2	9.0	9.3	9.7	10.1	10.7	11.0	10.0	10.4	10.2	9.3	8.7	9.3	9.3	8.8	8.9	8.3	8.3	7.7	8.9	7.2	8.0	7.3	6.6	8.8
2008	9.7	9.5	9.8	10.2	10.6	11.2	11.6	10.6	11.0	10.8	10.0	9.4	10.0	10.0	9.6	9.8	9.3	9.4	8.8	10.1	8.6	9.4	8.8	8.4	10.5
2009	8.9	8.7	9.0	9.3	9.7	10.2	10.5	9.5	9.9	9.7	8.8	8.2	8.7	8.7	8.2	8.3	7.8	7.8	7.1	8.2	6.7	7.3	6.6	6.1	7.7
2010	8.9	8.7	9.0	9.3	9.7	10.2	10.5	9.5	9.9	9.7	8.9	8.3	8.8	8.8	8.3	8.4	7.9	7.9	7.3	8.3	6.9	7.5	6.9	6.4	7.9
2011	9.4	9.2	9.5	9.8	10.2	10.7	11.0	10.1	10.5	10.3	9.5	9.0	9.5	9.5	9.1	9.3	8.8	8.8	8.3	9.3	8.1	8.7	8.2	7.9	9.4
2012	9.2	9.0	9.3	9.6	10.0	10.5	10.8	9.9	10.2	10.0	9.3	8.8	9.3	9.2	8.9	9.0	8.5	8.6	8.1	9.0	7.8	8.4	7.9	7.6	8.9
2013	8.6	8.4	8.7	9.0	9.3	9.7	9.9	9.1	9.4	9.2	8.5	7.9	8.3	8.3	7.9	8.0	7.5	7.5	6.9	7.8	6.6	7.1	6.5	6.1	7.3
2014	9.0	8.8	9.1	9.4	9.7	10.1	10.4	9.5	9.8	9.7	9.0	8.5	8.9	8.9	8.5	8.6	8.2	8.2	7.7	8.6	7.5	8.0	7.5	7.2	8.4
2015	8.7	8.5	8.8	9.1	9.4	9.8	10.0	9.2	9.5	9.3	8.7	8.1	8.6	8.5	8.2	8.2	7.8	7.8	7.3	8.1	7.1	7.5	7.0	6.7	7.8
2016	8.6	8.4	8.6	8.9	9.2	9.6	9.8	9.0	9.3	9.1	8.4	7.9	8.3	8.3	7.9	8.0	7.6	7.5	7.1	7.8	6.8	7.2	6.8	6.4	7.4
2017	8.5	8.3	8.5	8.8	9.1	9.5	9.7	8.9	9.2	9.0	8.4	7.9	8.2	8.2	7.9	7.9	7.5	7.5	7.1	7.7	6.8	7.2	6.7	6.4	7.3
2018	8.3	8.1	8.3	8.6	8.8	9.2	9.4	8.6	8.9	8.7	8.1	7.6	7.9	7.9	7.6	7.6	7.2	7.2	6.7	7.4	6.4	6.8	6.4	6.1	6.9
2019	8.4	8.2	8.4	8.7	8.9	9.3	9.5	8.7	9.0	8.8	8.2	7.7	8.1	8.0	7.7	7.8	7.4	7.3	6.9	7.6	6.7	7.0	6.6	6.3	7.2
2020	8.6	8.4	8.6	8.8	9.1	9.4	9.6	8.9	9.2	9.0	8.4	8.0	8.3	8.3	8.0	8.0	7.7	7.7	7.3	7.9	7.1	7.4	7.0	6.8	7.6
2021	8.2	8.0	8.3	8.5	8.7	9.1	9.2	8.5	8.8	8.6	8.0	7.6	7.9	7.8	7.5	7.6	7.2	7.2	6.8	7.4	6.5	6.9	6.5	6.2	7.0
2022	7.4	7.2	7.3	7.5	7.8	8.0	8.2	7.5	7.7	7.5	6.9	6.5	6.7	6.6	6.3	6.3	5.9	5.9	5.5	6.0	5.1	5.4	5.0	4.6	5.3
2023	7.2	7.0	7.2	7.4	7.6	7.9	8.1	7.4	7.5	7.3	6.8	6.3	6.6	6.5	6.2	6.2	5.8	5.7	5.3	5.8	5.0	5.2	4.8	4.5	5.1

	2001	2002	2003	2004	2005	2006	2007	2008	2009	2010	2011	2012	2013	2014	2015	2016	2017	2018	2019	2020	2021	2022	2023
2001	3.7
2002	10.5	17.8
2003	7.4	9.3	1.4
2004	7.7	9.1	4.9	8.5
2005	7.7	8.7	5.9	8.2	7.8
2006	6.6	7.2	4.7	5.8	4.4	1.2
2007	7.1	7.6	5.7	6.8	6.2	5.4	9.9
2008	9.3	10.1	8.8	10.4	10.8	11.9	17.6	25.9
2009	6.3	6.6	5.1	5.7	5.1	4.5	5.6	3.5	-14.9
2010	6.6	7.0	5.7	6.3	5.9	5.6	6.7	5.7	-3.2	10.1
2011	8.4	8.8	7.9	8.7	8.7	8.9	10.5	10.7	6.0	18.3	27.1
2012	8.0	8.4	7.4	8.1	8.1	8.1	9.3	9.2	5.4	13.2	14.8	3.6
2013	6.2	6.5	5.5	5.9	5.6	5.3	5.9	5.3	1.6	6.2	5.0	-4.6	-12.2
2014	7.5	7.8	7.0	7.5	7.4	7.3	8.1	7.9	5.1	9.7	9.6	4.3	4.6	24.7
2015	6.9	7.1	6.4	6.8	6.6	6.5	7.1	6.8	4.3	7.9	7.4	3.0	2.8	11.3	-0.7
2016	6.6	6.8	6.0	6.4	6.2	6.1	6.6	6.2	4.0	7.0	6.5	2.8	2.6	8.0	0.5	1.8
2017	6.6	6.7	6.0	6.4	6.2	6.1	6.5	6.2	4.2	6.9	6.4	3.3	3.3	7.6	2.4	4.0	6.2
2018	6.2	6.3	5.6	5.9	5.7	5.6	5.9	5.6	3.7	6.0	5.5	2.8	2.6	5.9	1.7	2.4	2.8	-0.6
2019	6.5	6.6	6.0	6.3	6.1	6.0	6.4	6.1	4.5	6.6	6.3	3.9	3.9	6.9	3.7	4.8	5.8	5.6	12.2
2020	6.9	7.1	6.6	6.9	6.8	6.7	7.1	6.9	5.4	7.5	7.3	5.2	5.5	8.3	5.7	7.1	8.4	9.2	14.4	16.7
2021	6.3	6.5	5.9	6.1	6.0	5.9	6.2	6.0	4.6	6.4	6.0	4.1	4.2	6.4	4.1	4.9	5.5	5.3	7.4	5.0	-5.4
2022	4.6	4.6	4.0	4.1	3.9	3.7	3.8	3.4	2.0	3.4	2.9	0.9	0.7	2.2	-0.3	-0.2	-0.6	-1.9	-2.2	-6.6	-16.4	-26.1
2023	4.5	4.5	3.9	4.0	3.8	3.6	3.7	3.4	2.0	3.3	2.8	1.0	0.8	2.2	0.0	0.0	-0.2	-1.2	-1.4	-4.5	-10.7	-13.2	2.0

Bloomberg US Aggregate Bond Index

1976–2023

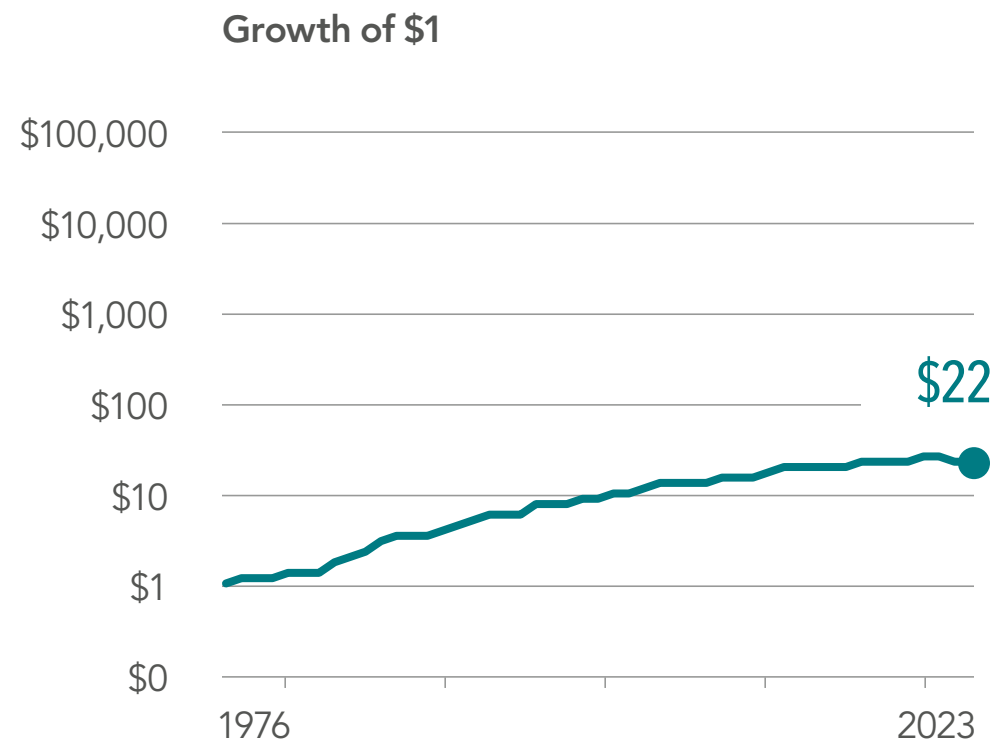

See Sources and Descriptions of Data.

	1976	1977	1978	1979	1980	1981	1982	1983	1984	1985	1986	1987	1988	1989	1990	1991	1992	1993	1994	1995	1996	1997	1998	1999	2000	2001	2002	2003	2004	2005	2006	2007	2008	2009	2010	2011	2012	2013	2014	2015	2016	2017	2018	2019	2020	2021	2022	2023
1976	15.6																																														
1977	9.2	3.0																																													
1978	6.5	2.2	1.4																																												
1979	5.3	2.1	1.7	1.9																																											
1980	4.8	2.3	2.0	2.3	2.7																																										
1981	5.0	3.0	3.0	3.6	4.4	6.2																																									
1982	8.6	7.5	8.4	10.2	13.1	18.7	32.6																																								
1983	8.6	7.6	8.4	9.8	11.9	15.1	19.9	8.4																																							
1984	9.3	8.5	9.3	10.7	12.5	15.1	18.3	11.7	15.1																																						
1985	10.5	9.9	10.8	12.3	14.1	16.5	19.2	15.1	18.6	22.1																																					
1986	10.9	10.5	11.3	12.6	14.3	16.3	18.4	15.1	17.5	18.7	15.3																																				
1987	10.2	9.7	10.4	11.5	12.7	14.3	15.7	12.5	13.6	13.1	8.8	2.7																																			
1988	10.0	9.6	10.2	11.1	12.2	13.4	14.5	11.7	12.4	11.8	8.5	5.3	7.9																																		
1989	10.4	10.0	10.6	11.4	12.4	13.6	14.5	12.1	12.8	12.3	10.0	8.3	11.2	14.5																																	
1990	10.3	9.9	10.4	11.2	12.1	13.1	13.9	11.7	12.2	11.7	9.8	8.4	10.4	11.7	8.9																																
1991	10.6	10.3	10.8	11.6	12.4	13.4	14.1	12.2	12.7	12.3	10.8	9.9	11.8	13.1	12.4	16.0																															
1992	10.4	10.1	10.6	11.3	12.0	12.8	13.5	11.7	12.1	11.7	10.3	9.5	10.9	11.7	10.7	11.6	7.4																														
1993	10.4	10.1	10.5	11.2	11.9	12.6	13.2	11.5	11.9	11.5	10.2	9.5	10.7	11.3	10.5	11.0	8.6	9.8																													
1994	9.6	9.3	9.7	10.2	10.8	11.4	11.8	10.3	10.4	10.0	8.7	7.9	8.6	8.8	7.7	7.3	4.6	3.2	-2.9																												
1995	10.1	9.8	10.2	10.7	11.3	11.9	12.3	10.9	11.1	10.7	9.6	9.0	9.8	10.1	9.4	9.5	7.9	8.1	7.3	18.5																											
1996	9.8	9.5	9.8	10.3	10.8	11.3	11.7	10.3	10.5	10.1	9.1	8.5	9.1	9.3	8.5	8.5	7.0	6.9	6.0	10.8	3.6																										
1997	9.7	9.5	9.8	10.3	10.8	11.2	11.6	10.3	10.4	10.1	9.1	8.6	9.2	9.3	8.7	8.7	7.5	7.5	6.9	10.4	6.6	9.7																									
1998	9.7	9.4	9.8	10.2	10.6	11.1	11.4	10.2	10.3	10.0	9.1	8.6	9.1	9.3	8.7	8.7	7.6	7.7	7.3	10.0	7.3	9.2	8.7																								
1999	9.2	9.0	9.2	9.6	10.0	10.4	10.7	9.5	9.6	9.2	8.3	7.8	8.3	8.3	7.7	7.6	6.5	6.4	5.9	7.7	5.2	5.7	3.8	-0.8																							
2000	9.3	9.1	9.4	9.7	10.1	10.5	10.7	9.6	9.7	9.4	8.6	8.1	8.5	8.6	8.0	8.0	7.1	7.1	6.7	8.4	6.5	7.2	6.4	5.2	11.6																						
2001	9.3	9.1	9.3	9.7	10.0	10.4	10.6	9.6	9.6	9.3	8.6	8.1	8.5	8.6	8.1	8.0	7.2	7.2	6.9	8.4	6.8	7.4	6.9	6.3	10.0	8.4																					
2002	9.3	9.1	9.4	9.7	10.0	10.4	10.6	9.6	9.7	9.4	8.7	8.3	8.6	8.7	8.2	8.2	7.5	7.5	7.3	8.6	7.3	7.9	7.5	7.3	10.1	9.3	10.3																				
2003	9.1	8.9	9.1	9.5	9.8	10.1	10.3	9.3	9.4	9.1	8.4	8.0	8.3	8.4	7.9	7.9	7.2	7.2	6.9	8.1	6.9	7.3	7.0	6.6	8.6	7.6	7.1	4.1																			
2004	9.0	8.7	9.0	9.3	9.6	9.9	10.0	9.1	9.1	8.8	8.2	7.8	8.1	8.1	7.7	7.6	7.0	7.0	6.7	7.7	6.6	7.0	6.6	6.2	7.7	6.8	6.2	4.2	4.3																		
2005	8.8	8.5	8.7	9.0	9.3	9.6	9.7	8.8	8.8	8.5	7.9	7.5	7.8	7.8	7.4	7.3	6.7	6.6	6.3	7.2	6.2	6.5	6.1	5.7	6.8	5.9	5.2	3.6	3.4	2.4																	
2006	8.6	8.4	8.6	8.8	9.1	9.4	9.5	8.6	8.6	8.3	7.7	7.3	7.6	7.6	7.2	7.1	6.5	6.4	6.2	7.0	6.0	6.2	5.9	5.5	6.5	5.6	5.1	3.8	3.7	3.4	4.3																
2007	8.6	8.3	8.5	8.8	9.0	9.3	9.4	8.5	8.5	8.3	7.7	7.3	7.6	7.5	7.2	7.1	6.5	6.5	6.2	7.0	6.1	6.3	6.0	5.7	6.5	5.8	5.4	4.4	4.5	4.6	5.6	7.0															
2008	8.5	8.2	8.4	8.6	8.9	9.1	9.2	8.4	8.4	8.1	7.6	7.2	7.5	7.4	7.1	7.0	6.5	6.4	6.2	6.9	6.0	6.2	5.9	5.6	6.4	5.7	5.4	4.6	4.7	4.7	5.5	6.1	5.2														
2009	8.4	8.2	8.3	8.6	8.8	9.0	9.1	8.3	8.3	8.1	7.5	7.2	7.4	7.4	7.0	6.9	6.4	6.4	6.2	6.8	6.0	6.2	5.9	5.7	6.3	5.8	5.4	4.8	4.9	5.0	5.6	6.0	5.6	5.9													
2010	8.3	8.1	8.3	8.5	8.7	8.9	9.0	8.3	8.2	8.0	7.5	7.1	7.3	7.3	7.0	6.9	6.4	6.4	6.2	6.8	6.0	6.2	6.0	5.7	6.3	5.8	5.6	5.0	5.1	5.2	5.8	6.2	5.9	6.2	6.5												
2011	8.3	8.1	8.3	8.5	8.7	8.9	9.0	8.2	8.2	8.0	7.5	7.2	7.4	7.3	7.0	6.9	6.5	6.5	6.3	6.8	6.2	6.3	6.1	5.9	6.5	6.0	5.8	5.3	5.4	5.6	6.1	6.5	6.4	6.8	7.2	7.8											
2012	8.2	8.0	8.1	8.3	8.5	8.7	8.8	8.1	8.1	7.9	7.4	7.1	7.2	7.2	6.9	6.8	6.4	6.3	6.2	6.7	6.0	6.2	6.0	5.8	6.3	5.9	5.6	5.2	5.3	5.4	5.9	6.1	5.9	6.1	6.2	6.0	4.2										
2013	7.9	7.7	7.8	8.0	8.2	8.4	8.5	7.8	7.7	7.5	7.0	6.7	6.9	6.8	6.5	6.4	6.0	5.9	5.7	6.2	5.6	5.7	5.4	5.2	5.7	5.2	5.0	4.5	4.5	4.6	4.8	4.9	4.6	4.4	4.1	3.3	1.0	-2.0									
2014	7.9	7.7	7.8	8.0	8.2	8.3	8.4	7.7	7.7	7.4	7.0	6.7	6.8	6.8	6.5	6.4	6.0	5.9	5.8	6.2	5.6	5.7	5.5	5.3	5.7	5.3	5.1	4.6	4.7	4.7	5.0	5.0	4.8	4.7	4.4	3.9	2.7	1.9	6.0								
2015	7.7	7.5	7.6	7.8	7.9	8.1	8.1	7.5	7.5	7.2	6.7	6.5	6.6	6.6	6.3	6.2	5.8	5.7	5.5	5.9	5.3	5.4	5.2	5.0	5.4	5.0	4.7	4.3	4.3	4.3	4.5	4.5	4.2	4.1	3.8	3.2	2.1	1.4	3.2	0.5							
2016	7.6	7.4	7.5	7.6	7.8	7.9	8.0	7.3	7.3	7.1	6.6	6.3	6.5	6.4	6.1	6.0	5.6	5.6	5.4	5.8	5.2	5.3	5.1	4.9	5.2	4.8	4.6	4.2	4.2	4.2	4.3	4.3	4.1	3.9	3.6	3.1	2.2	1.7	3.0	1.6	2.6						
2017	7.5	7.3	7.4	7.5	7.7	7.8	7.9	7.2	7.2	7.0	6.5	6.2	6.4	6.3	6.0	5.9	5.6	5.5	5.3	5.7	5.1	5.2	5.0	4.8	5.1	4.7	4.5	4.1	4.1	4.1	4.3	4.3	4.0	3.9	3.6	3.2	2.4	2.1	3.2	2.2	3.1	3.5					
2018	7.3	7.1	7.2	7.3	7.5	7.6	7.6	7.0	7.0	6.7	6.3	6.0	6.2	6.1	5.8	5.7	5.3	5.3	5.1	5.4	4.9	5.0	4.7	4.5	4.8	4.5	4.2	3.9	3.9	3.8	3.9	3.9	3.6	3.5	3.2	2.8	2.1	1.7	2.5	1.7	2.1	1.8	0.0				
2019	7.3	7.1	7.2	7.4	7.5	7.6	7.7	7.1	7.0	6.8	6.4	6.1	6.2	6.2	5.9	5.8	5.5	5.4	5.2	5.6	5.1	5.1	4.9	4.7	5.0	4.7	4.5	4.2	4.2	4.2	4.3	4.3	4.1	3.9	3.7	3.4	2.9	2.7	3.5	3.0	3.7	4.0	4.3	8.7			
2020	7.3	7.1	7.2	7.4	7.5	7.6	7.7	7.1	7.0	6.8	6.4	6.2	6.3	6.2	6.0	5.9	5.5	5.5	5.3	5.6	5.2	5.2	5.0	4.9	5.1	4.8	4.6	4.3	4.4	4.4	4.5	4.5	4.3	4.2	4.1	3.8	3.4	3.3	4.1	3.8	4.4	4.9	5.3	8.1	7.5		
2021	7.1	6.9	7.0	7.2	7.3	7.4	7.4	6.8	6.8	6.6	6.2	5.9	6.0	6.0	5.7	5.6	5.3	5.2	5.1	5.4	4.9	4.9	4.7	4.6	4.8	4.5	4.3	4.0	4.0	4.0	4.1	4.1	3.9	3.8	3.6	3.3	2.9	2.8	3.4	3.0	3.4	3.6	3.6	4.8	2.9	-1.5	
2022	6.6	6.4	6.5	6.6	6.8	6.9	6.9	6.3	6.2	6.0	5.6	5.4	5.4	5.4	5.1	5.0	4.6	4.6	4.4	4.6	4.2	4.2	4.0	3.8	4.0	3.7	3.4	3.1	3.0	3.0	3.0	2.9	2.7	2.5	2.2	1.9	1.3	1.1	1.4	0.8	0.9	0.6	0.0	0.0	-2.7	-7.5	-13.0	
2023	6.6	6.4	6.5	6.6	6.7	6.8	6.8	6.3	6.2	6.0	5.6	5.4	5.4	5.4	5.1	5.0	4.7	4.6	4.4	4.7	4.2	4.2	4.0	3.9	4.1	3.7	3.5	3.2	3.2	3.1	3.1	3.1	2.8	2.7	2.5	2.1	1.7	1.5	1.8	1.4	1.5	1.3	0.9	1.1	-0.7	-3.3	-4.2	5.5

Bloomberg US Government/Credit Bond Index Intermediate

1973–2023

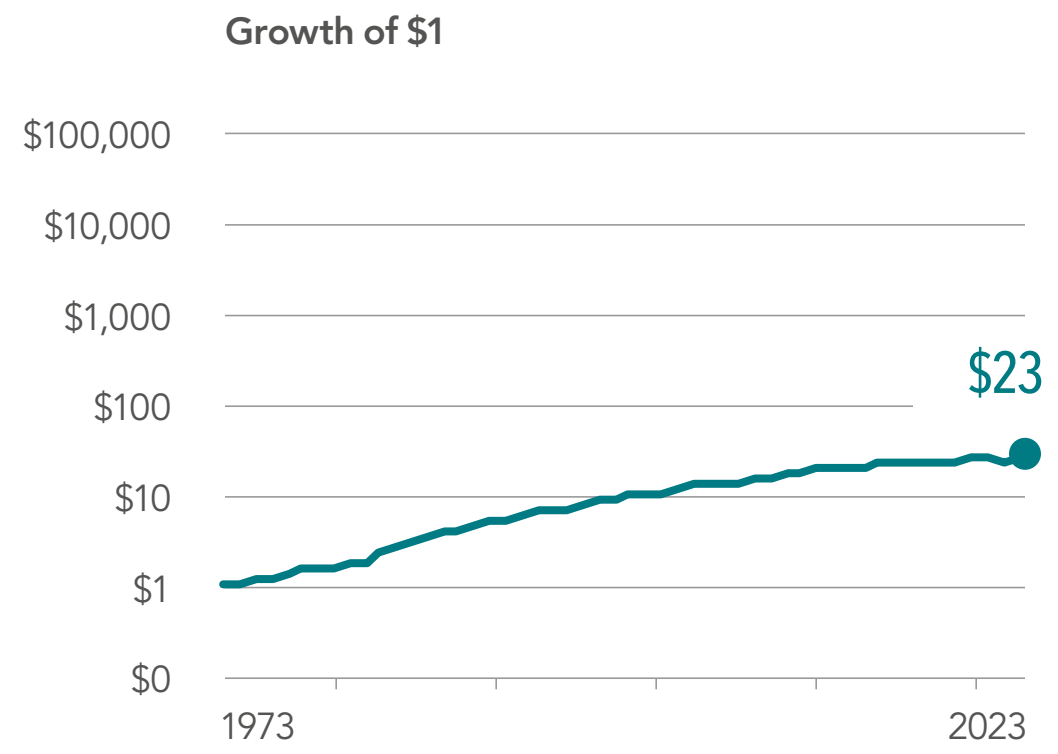

See Sources and Descriptions of Data.

	1973	1974	1975	1976	1977	1978	1979	1980	1981	1982	1983	1984	1985	1986	1987	1988	1989	1990	1991	1992	1993	1994	1995	1996	1997	1998	1999	2000	2001	2002	2003	2004	2005	2006	2007	2008	2009	2010	2011	2012	2013	2014	2015	2016	2017	2018	2019	2020	2021	2022	2023
1973	3.3																																																	
1974	4.6	5.9																																																
1975	6.2	7.7	9.5																																															
1976	7.7	9.2	10.9	12.3																																														
1977	6.8	7.7	8.3	7.7	3.3																																													
1978	6.0	6.6	6.7	5.8	2.7	2.1																																												
1979	6.0	6.5	6.6	5.9	3.8	4.0	6.0																																											
1980	6.1	6.5	6.6	6.0	4.4	4.8	6.2	6.4																																										
1981	6.5	7.0	7.1	6.7	5.6	6.2	7.6	8.4	10.5																																									
1982	8.4	8.9	9.3	9.3	8.8	9.9	12.0	14.0	18.0	26.1																																								
1983	8.4	8.9	9.2	9.2	8.8	9.7	11.3	12.7	14.8	17.0	8.6																																							
1984	8.9	9.4	9.7	9.8	9.5	10.4	11.8	13.0	14.7	16.1	11.5	14.4																																						
1985	9.5	10.1	10.5	10.6	10.4	11.3	12.7	13.8	15.4	16.6	13.6	16.2	18.1																																					
1986	9.8	10.3	10.7	10.8	10.7	11.5	12.7	13.7	15.0	15.9	13.5	15.2	15.6	13.1																																				
1987	9.4	9.8	10.1	10.2	10.0	10.7	11.7	12.4	13.3	13.8	11.5	12.2	11.5	8.3	3.7																																			
1988	9.2	9.6	9.9	9.9	9.7	10.3	11.2	11.8	12.5	12.7	10.6	11.1	10.2	7.8	5.2	6.7																																		
1989	9.4	9.8	10.1	10.1	9.9	10.5	11.3	11.9	12.5	12.7	10.9	11.3	10.7	9.0	7.6	9.7	12.7																																	
1990	9.4	9.8	10.0	10.1	9.9	10.4	11.1	11.6	12.1	12.3	10.7	11.0	10.5	9.0	8.0	9.5	10.9	9.2																																
1991	9.7	10.0	10.3	10.3	10.2	10.7	11.4	11.9	12.4	12.6	11.1	11.5	11.1	9.9	9.3	10.8	12.2	11.9	14.6																															
1992	9.5	9.9	10.1	10.1	10.0	10.5	11.1	11.5	11.9	12.1	10.7	11.0	10.6	9.5	8.9	10.0	10.9	10.3	10.8	7.2																														
1993	9.5	9.8	10.0	10.1	9.9	10.4	10.9	11.3	11.7	11.8	10.6	10.8	10.4	9.4	8.9	9.8	10.5	9.9	10.1	8.0	8.8																													
1994	9.0	9.2	9.4	9.4	9.2	9.6	10.1	10.4	10.7	10.7	9.5	9.5	9.1	8.1	7.5	8.1	8.3	7.4	7.0	4.6	3.3	-1.9																												
1995	9.2	9.5	9.7	9.7	9.6	9.9	10.4	10.7	11.0	11.0	9.9	10.0	9.6	8.8	8.3	8.9	9.3	8.7	8.6	7.2	7.1	6.3	15.3																											
1996	9.0	9.3	9.4	9.4	9.3	9.6	10.0	10.3	10.5	10.5	9.5	9.5	9.1	8.4	7.9	8.4	8.6	8.0	7.8	6.5	6.4	5.6	9.5	4.1																										
1997	9.0	9.2	9.3	9.3	9.2	9.5	9.9	10.1	10.4	10.3	9.4	9.4	9.0	8.3	7.9	8.3	8.5	8.0	7.8	6.7	6.7	6.1	9.0	5.9	7.9																									
1998	8.9	9.2	9.3	9.3	9.2	9.5	9.8	10.0	10.2	10.2	9.3	9.4	9.0	8.3	7.9	8.3	8.5	8.1	7.9	7.0	7.0	6.6	8.8	6.8	8.1	8.4																								
1999	8.6	8.8	8.9	8.9	8.8	9.0	9.4	9.5	9.7	9.7	8.8	8.8	8.4	7.7	7.3	7.7	7.7	7.3	7.0	6.1	6.0	5.5	7.1	5.1	5.5	4.3	0.4																							
2000	8.7	8.9	9.0	9.0	8.8	9.1	9.4	9.6	9.7	9.7	8.8	8.8	8.5	7.9	7.5	7.8	7.9	7.5	7.4	6.6	6.5	6.2	7.6	6.1	6.6	6.2	5.1	10.1																						
2001	8.7	8.9	9.0	9.0	8.8	9.1	9.4	9.5	9.7	9.6	8.8	8.9	8.5	8.0	7.6	7.9	8.0	7.6	7.5	6.8	6.8	6.5	7.8	6.6	7.1	6.9	6.4	9.5	9.0																					
2002	8.7	8.9	9.0	9.0	8.9	9.1	9.4	9.5	9.7	9.7	8.9	8.9	8.6	8.1	7.8	8.0	8.1	7.8	7.7	7.1	7.1	6.9	8.0	7.0	7.5	7.5	7.2	9.6	9.4	9.8																				
2003	8.6	8.7	8.8	8.8	8.7	8.9	9.2	9.3	9.5	9.4	8.7	8.7	8.4	7.9	7.6	7.8	7.9	7.5	7.4	6.8	6.8	6.6	7.6	6.7	7.1	6.9	6.6	8.3	7.7	7.0	4.3																			
2004	8.4	8.6	8.6	8.6	8.5	8.7	8.9	9.1	9.2	9.1	8.4	8.4	8.1	7.6	7.3	7.5	7.6	7.2	7.1	6.5	6.5	6.3	7.1	6.3	6.6	6.4	6.0	7.2	6.5	5.7	3.7	3.0																		
2005	8.2	8.3	8.4	8.4	8.2	8.4	8.7	8.8	8.9	8.8	8.1	8.1	7.8	7.3	7.0	7.2	7.2	6.9	6.7	6.2	6.1	5.9	6.6	5.8	6.0	5.8	5.4	6.2	5.5	4.6	3.0	2.3	1.6																	
2006	8.1	8.2	8.3	8.2	8.1	8.3	8.5	8.6	8.7	8.6	7.9	7.9	7.6	7.1	6.8	7.0	7.0	6.7	6.6	6.0	6.0	5.7	6.4	5.6	5.8	5.6	5.2	5.9	5.3	4.5	3.2	2.9	2.8	4.1																
2007	8.0	8.2	8.2	8.2	8.1	8.2	8.5	8.5	8.6	8.6	7.9	7.9	7.6	7.2	6.9	7.0	7.1	6.7	6.6	6.1	6.1	5.9	6.5	5.8	5.9	5.8	5.5	6.1	5.6	5.0	4.1	4.0	4.3	5.7	7.4															
2008	8.0	8.1	8.2	8.1	8.0	8.1	8.3	8.4	8.5	8.4	7.8	7.8	7.5	7.1	6.8	6.9	7.0	6.7	6.5	6.1	6.0	5.8	6.4	5.7	5.9	5.7	5.4	6.0	5.5	5.0	4.2	4.2	4.5	5.5	6.2	5.1														
2009	7.9	8.0	8.1	8.0	7.9	8.0	8.2	8.3	8.4	8.3	7.7	7.7	7.4	7.0	6.7	6.9	6.9	6.6	6.5	6.0	6.0	5.8	6.3	5.7	5.8	5.7	5.4	5.9	5.5	5.0	4.4	4.4	4.7	5.4	5.9	5.2	5.2													
2010	7.8	7.9	8.0	8.0	7.8	8.0	8.2	8.2	8.3	8.2	7.6	7.6	7.3	6.9	6.7	6.8	6.8	6.6	6.4	6.0	5.9	5.8	6.3	5.7	5.8	5.7	5.4	5.9	5.5	5.1	4.6	4.6	4.9	5.5	5.9	5.4	5.6	5.9												
2011	7.8	7.9	7.9	7.9	7.8	7.9	8.1	8.2	8.2	8.1	7.6	7.5	7.3	6.9	6.7	6.8	6.8	6.5	6.4	6.0	5.9	5.8	6.3	5.7	5.8	5.7	5.5	5.9	5.5	5.2	4.7	4.7	5.0	5.6	5.9	5.5	5.6	5.8	5.8											
2012	7.7	7.8	7.8	7.8	7.7	7.8	8.0	8.0	8.1	8.0	7.4	7.4	7.2	6.8	6.5	6.7	6.7	6.4	6.3	5.9	5.8	5.7	6.1	5.6	5.7	5.6	5.4	5.8	5.4	5.1	4.6	4.7	4.9	5.3	5.5	5.2	5.2	5.2	4.8	3.9										
2013	7.5	7.6	7.6	7.6	7.4	7.5	7.7	7.8	7.8	7.7	7.2	7.1	6.9	6.5	6.3	6.4	6.4	6.1	6.0	5.6	5.5	5.3	5.7	5.2	5.3	5.1	4.9	5.3	4.9	4.6	4.1	4.1	4.2	4.5	4.6	4.1	4.0	3.6	2.9	1.5	-0.9									
2014	7.4	7.5	7.5	7.4	7.3	7.4	7.6	7.6	7.7	7.6	7.0	7.0	6.8	6.4	6.1	6.2	6.2	6.0	5.8	5.5	5.4	5.2	5.6	5.1	5.2	5.0	4.8	5.1	4.8	4.5	4.0	4.0	4.1	4.4	4.4	4.0	3.8	3.5	3.0	2.0	1.1	3.1								
2015	7.2	7.3	7.3	7.3	7.2	7.3	7.4	7.4	7.5	7.4	6.9	6.8	6.6	6.2	6.0	6.1	6.0	5.8	5.6	5.3	5.2	5.0	5.4	4.9	5.0	4.8	4.6	4.9	4.5	4.2	3.8	3.8	3.8	4.0	4.0	3.6	3.4	3.1	2.6	1.8	1.1	2.1	1.1							
2016	7.1	7.2	7.2	7.1	7.0	7.1	7.3	7.3	7.3	7.2	6.7	6.7	6.4	6.1	5.8	5.9	5.9	5.6	5.5	5.2	5.1	4.9	5.2	4.8	4.8	4.7	4.5	4.7	4.4	4.1	3.7	3.6	3.7	3.9	3.8	3.5	3.3	3.0	2.5	1.8	1.3	2.1	1.6	2.1						
2017	7.0	7.1	7.1	7.0	6.9	7.0	7.1	7.1	7.2	7.1	6.6	6.5	6.3	5.9	5.7	5.8	5.8	5.5	5.4	5.0	5.0	4.8	5.1	4.7	4.7	4.5	4.3	4.6	4.2	3.9	3.6	3.5	3.6	3.7	3.7	3.3	3.1	2.9	2.4	1.9	1.5	2.1	1.8	2.1	2.1					
2018	6.8	6.9	6.9	6.9	6.8	6.8	7.0	7.0	7.0	6.9	6.4	6.4	6.1	5.8	5.6	5.6	5.6	5.3	5.2	4.9	4.8	4.6	4.9	4.5	4.5	4.4	4.2	4.4	4.0	3.8	3.4	3.3	3.4	3.5	3.4	3.1	2.9	2.6	2.2	1.8	1.4	1.9	1.5	1.7	1.5	0.9				
2019	6.8	6.9	6.9	6.9	6.8	6.8	7.0	7.0	7.0	6.9	6.4	6.4	6.1	5.8	5.6	5.7	5.6	5.4	5.3	5.0	4.9	4.7	5.0	4.6	4.6	4.5	4.3	4.5	4.2	3.9	3.6	3.6	3.6	3.7	3.7	3.4	3.3	3.1	2.7	2.4	2.2	2.7	2.6	3.0	3.2	3.8	6.8			
2020	6.8	6.9	6.9	6.9	6.7	6.8	6.9	7.0	7.0	6.9	6.4	6.4	6.2	5.8	5.6	5.7	5.7	5.4	5.3	5.0	4.9	4.8	5.1	4.7	4.7	4.5	4.4	4.6	4.3	4.1	3.8	3.7	3.8	3.9	3.9	3.6	3.5	3.4	3.1	2.8	2.7	3.2	3.2	3.6	4.0	4.7	6.6	6.4		
2021	6.6	6.7	6.7	6.7	6.6	6.6	6.7	6.8	6.8	6.7	6.2	6.2	5.9	5.6	5.4	5.5	5.4	5.2	5.1	4.8	4.7	4.6	4.8	4.4	4.4	4.3	4.1	4.3	4.0	3.8	3.5	3.4	3.4	3.6	3.5	3.3	3.1	2.9	2.7	2.4	2.2	2.6	2.5	2.8	2.9	3.1	3.9	2.4	-1.4	
2022	6.3	6.4	6.4	6.3	6.2	6.3	6.4	6.4	6.4	6.3	5.8	5.8	5.5	5.2	5.0	5.0	5.0	4.8	4.6	4.3	4.2	4.1	4.3	3.9	3.9	3.8	3.6	3.7	3.4	3.2	2.9	2.8	2.8	2.8	2.8	2.5	2.3	2.0	1.7	1.4	1.1	1.3	1.1	1.1	1.0	0.7	0.7	-1.3	-4.9	-8.2	
2023	6.3	6.4	6.4	6.3	6.2	6.3	6.3	6.4	6.4	6.3	5.8	5.7	5.5	5.2	5.0	5.1	5.0	4.8	4.7	4.4	4.3	4.1	4.3	4.0	4.0	3.8	3.6	3.8	3.5	3.3	3.0	2.9	2.9	3.0	2.9	2.6	2.5	2.3	2.0	1.7	1.5	1.7	1.6	1.6	1.6	1.5	1.6	0.3	-1.6	-1.7	5.2

Dimensional US Adjusted Investment Grade Index

1990–2023

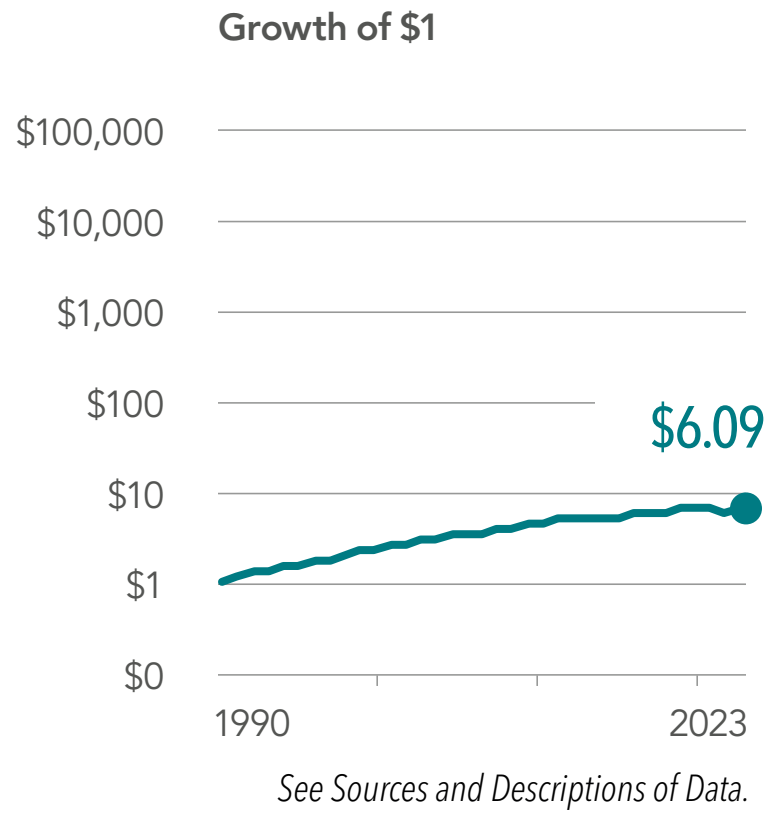

See Sources and Descriptions of Data.

	1990	1991	1992	1993	1994	1995	1996	1997	1998	1999	2000	2001	2002	2003	2004	2005	2006	2007	2008	2009	2010	2011	2012	2013	2014	2015	2016	2017	2018	2019	2020	2021	2022	2023
1990	8.4																																	
1991	12.6	17.0																																
1992	11.0	12.3	7.8																															
1993	11.0	11.9	9.4	10.9																														
1994	7.9	7.8	4.9	3.5	-3.5																													
1995	9.7	10.0	8.3	8.4	7.2	19.2																												
1996	8.7	8.8	7.2	7.1	5.8	10.8	3.1																											
1997	8.8	8.8	7.5	7.4	6.6	10.2	6.0	8.9																										
1998	8.9	8.9	7.8	7.8	7.2	10.1	7.2	9.3	9.8																									
1999	7.8	7.8	6.7	6.5	5.8	7.7	5.0	5.7	4.1	-1.2																								
2000	8.1	8.1	7.2	7.1	6.6	8.3	6.3	7.1	6.5	4.9	11.4																							
2001	8.2	8.2	7.4	7.3	6.9	8.5	6.8	7.5	7.2	6.4	10.4	9.4																						
2002	8.5	8.5	7.8	7.8	7.4	8.9	7.5	8.2	8.1	7.7	10.8	10.5	11.6																					
2003	8.3	8.3	7.6	7.5	7.2	8.5	7.2	7.8	7.6	7.2	9.4	8.7	8.4	5.2																				
2004	8.0	8.0	7.3	7.2	6.9	8.0	6.9	7.3	7.1	6.7	8.3	7.6	7.0	4.7	4.2																			
2005	7.6	7.5	6.9	6.8	6.5	7.4	6.3	6.7	6.4	5.9	7.2	6.4	5.6	3.7	2.9	1.7																		
2006	7.4	7.3	6.7	6.6	6.3	7.1	6.1	6.4	6.1	5.7	6.7	6.0	5.3	3.8	3.3	2.8	3.9																	
2007	7.4	7.3	6.8	6.7	6.4	7.2	6.3	6.5	6.3	5.9	6.9	6.2	5.7	4.6	4.4	4.5	5.9	7.9																
2008	7.2	7.1	6.6	6.5	6.2	6.9	6.0	6.3	6.1	5.7	6.5	5.9	5.4	4.4	4.3	4.3	5.1	5.7	3.6															
2009	7.2	7.2	6.7	6.6	6.3	7.0	6.2	6.4	6.2	5.9	6.7	6.2	5.8	4.9	4.9	5.0	5.9	6.6	5.9	8.2														
2010	7.2	7.2	6.7	6.6	6.4	7.0	6.3	6.5	6.3	6.0	6.7	6.3	5.9	5.2	5.2	5.4	6.2	6.7	6.3	7.7	7.2													
2011	7.3	7.2	6.8	6.7	6.5	7.1	6.4	6.6	6.4	6.2	6.8	6.4	6.1	5.5	5.6	5.8	6.5	7.0	6.7	7.8	7.6	8.0												
2012	7.2	7.2	6.7	6.7	6.5	7.1	6.4	6.6	6.4	6.2	6.8	6.4	6.2	5.6	5.7	5.9	6.5	6.9	6.7	7.5	7.2	7.2	6.5											
2013	6.9	6.8	6.3	6.3	6.1	6.6	5.9	6.1	5.9	5.7	6.2	5.8	5.5	4.9	4.9	5.0	5.4	5.6	5.3	5.6	4.9	4.2	2.4	-1.6										
2014	6.8	6.7	6.3	6.2	6.0	6.5	5.9	6.0	5.9	5.6	6.1	5.7	5.4	4.9	4.9	5.0	5.4	5.5	5.2	5.5	4.9	4.4	3.2	1.6	4.9									
2015	6.6	6.5	6.1	6.0	5.8	6.2	5.6	5.8	5.6	5.4	5.8	5.4	5.1	4.7	4.6	4.7	5.0	5.1	4.7	4.9	4.3	3.8	2.8	1.5	3.1	1.4								
2016	6.4	6.4	5.9	5.9	5.7	6.1	5.5	5.6	5.5	5.2	5.6	5.3	5.0	4.5	4.5	4.5	4.8	4.9	4.5	4.6	4.1	3.6	2.8	1.9	3.1	2.1	2.9							
2017	6.3	6.2	5.8	5.8	5.5	6.0	5.4	5.5	5.3	5.1	5.5	5.1	4.9	4.4	4.4	4.4	4.6	4.7	4.4	4.4	4.0	3.5	2.8	2.1	3.0	2.4	2.9	2.9						
2018	6.1	6.0	5.6	5.5	5.3	5.7	5.2	5.3	5.1	4.9	5.2	4.9	4.6	4.2	4.1	4.1	4.3	4.3	4.0	4.0	3.6	3.1	2.5	1.8	2.5	1.9	2.1	1.7	0.5					
2019	6.2	6.1	5.8	5.7	5.5	5.9	5.3	5.4	5.3	5.1	5.4	5.1	4.8	4.5	4.4	4.4	4.6	4.7	4.4	4.5	4.1	3.8	3.3	2.8	3.6	3.3	3.8	4.1	4.7	9.1				
2020	6.3	6.2	5.8	5.8	5.6	5.9	5.5	5.6	5.4	5.2	5.5	5.2	5.0	4.7	4.6	4.7	4.9	4.9	4.7	4.8	4.5	4.2	3.8	3.5	4.3	4.1	4.7	5.2	5.9	8.7	8.4			
2021	6.0	5.9	5.6	5.5	5.3	5.6	5.2	5.2	5.1	4.9	5.2	4.9	4.7	4.3	4.3	4.3	4.4	4.5	4.2	4.3	4.0	3.7	3.2	2.9	3.5	3.3	3.6	3.7	3.9	5.1	3.1	-1.9		
2022	5.4	5.4	5.0	4.9	4.7	5.0	4.5	4.6	4.4	4.2	4.4	4.1	3.9	3.5	3.4	3.4	3.5	3.4	3.1	3.1	2.7	2.4	1.9	1.4	1.8	1.4	1.4	1.1	0.8	0.8	-1.8	-6.5	-10.9	
2023	5.5	5.4	5.0	4.9	4.7	5.0	4.6	4.6	4.5	4.3	4.5	4.2	4.0	3.6	3.5	3.5	3.6	3.6	3.3	3.3	3.0	2.6	2.2	1.8	2.2	1.9	1.9	1.8	1.6	1.8	0.1	-2.5	-2.8	6.0

Bloomberg Global Aggregate ex USD Bond Index

Hedged to USD

1990–2023

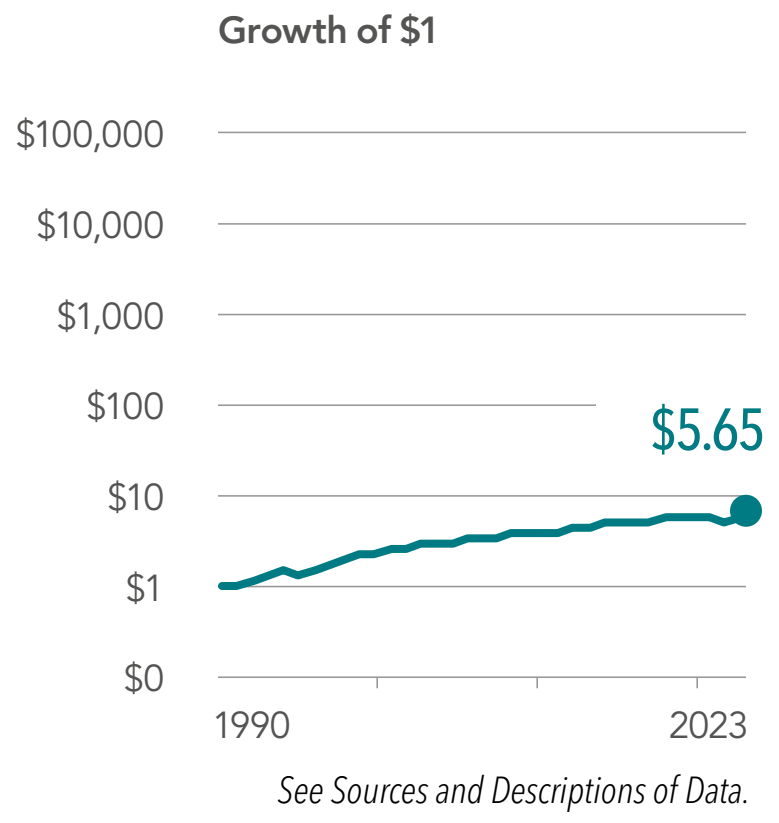

See Sources and Descriptions of Data.

	1990	1991	1992	1993	1994	1995	1996	1997	1998	1999	2000	2001	2002	2003	2004	2005	2006	2007	2008	2009	2010	2011	2012	2013	2014	2015	2016	2017	2018	2019	2020	2021	2022	2023
1990	3.7																																	
1991	7.2	10.9																																
1992	7.0	8.6	6.4																															
1993	8.6	10.3	10.1	13.8																														
1994	5.8	6.4	4.9	4.1	-4.7																													
1995	7.7	8.5	7.9	8.4	5.7	17.3																												
1996	8.3	9.1	8.7	9.3	7.8	14.7	12.1																											
1997	8.6	9.3	9.1	9.6	8.6	13.4	11.5	10.9																										
1998	9.0	9.7	9.5	10.0	9.3	13.1	11.7	11.5	12.1																									
1999	8.3	8.8	8.5	8.8	8.0	10.8	9.2	8.3	7.0	2.1																								
2000	8.4	8.8	8.6	8.9	8.2	10.5	9.2	8.5	7.7	5.6	9.1																							
2001	8.2	8.6	8.4	8.6	8.0	9.9	8.7	8.0	7.3	5.8	7.7	6.3																						
2002	8.1	8.5	8.2	8.4	7.8	9.5	8.4	7.8	7.2	6.1	7.4	6.6	6.8																					
2003	7.7	8.0	7.7	7.9	7.3	8.7	7.7	7.0	6.4	5.3	6.1	5.2	4.6	2.4																				
2004	7.5	7.8	7.5	7.6	7.1	8.3	7.4	6.8	6.3	5.3	6.0	5.2	4.8	3.8	5.3																			
2005	7.4	7.6	7.4	7.5	7.0	8.1	7.2	6.7	6.2	5.3	5.9	5.2	5.0	4.4	5.3	5.4																		
2006	7.1	7.3	7.1	7.2	6.7	7.7	6.8	6.3	5.8	5.1	5.5	4.9	4.6	4.1	4.6	4.3	3.2																	
2007	7.0	7.2	6.9	7.0	6.5	7.4	6.6	6.1	5.7	5.0	5.3	4.8	4.6	4.1	4.5	4.3	3.7	4.3																
2008	6.9	7.1	6.9	6.9	6.4	7.3	6.5	6.1	5.7	5.1	5.4	4.9	4.7	4.4	4.8	4.7	4.4	5.0	5.7															
2009	6.8	6.9	6.7	6.7	6.3	7.1	6.4	6.0	5.6	5.0	5.3	4.9	4.7	4.4	4.7	4.6	4.4	4.8	5.1	4.4														
2010	6.6	6.7	6.5	6.5	6.1	6.8	6.2	5.8	5.4	4.9	5.1	4.7	4.5	4.2	4.5	4.4	4.2	4.4	4.5	3.9	3.3													
2011	6.5	6.6	6.4	6.4	6.0	6.7	6.0	5.6	5.3	4.8	5.0	4.6	4.5	4.2	4.4	4.3	4.1	4.3	4.3	3.9	3.6	3.9												
2012	6.5	6.6	6.4	6.4	6.0	6.7	6.1	5.7	5.4	4.9	5.1	4.8	4.7	4.4	4.7	4.6	4.5	4.7	4.8	4.5	4.6	5.2	6.5											
2013	6.3	6.4	6.2	6.2	5.8	6.4	5.8	5.4	5.1	4.6	4.8	4.5	4.4	4.1	4.3	4.2	4.1	4.2	4.2	3.8	3.7	3.8	3.8	1.2										
2014	6.4	6.5	6.3	6.3	5.9	6.5	5.9	5.6	5.3	4.9	5.1	4.8	4.7	4.5	4.7	4.7	4.6	4.7	4.8	4.7	4.7	5.1	5.4	4.9	8.8									
2015	6.2	6.3	6.1	6.1	5.7	6.2	5.7	5.4	5.1	4.7	4.9	4.6	4.5	4.3	4.4	4.3	4.2	4.4	4.4	4.2	4.1	4.3	4.4	3.7	5.0	1.4								
2016	6.1	6.2	6.0	6.0	5.7	6.2	5.7	5.4	5.1	4.7	4.9	4.6	4.5	4.3	4.5	4.4	4.3	4.4	4.4	4.3	4.2	4.4	4.5	4.0	5.0	3.1	4.9							
2017	6.0	6.1	5.9	5.9	5.5	6.0	5.5	5.2	4.9	4.6	4.7	4.5	4.4	4.2	4.3	4.2	4.1	4.2	4.2	4.1	4.0	4.1	4.2	3.7	4.3	2.9	3.7	2.5						
2018	5.9	6.0	5.8	5.8	5.4	5.9	5.4	5.1	4.9	4.5	4.6	4.4	4.3	4.1	4.2	4.2	4.1	4.1	4.1	4.0	3.9	4.0	4.0	3.6	4.1	3.0	3.5	2.8	3.2					
2019	5.9	6.0	5.8	5.8	5.5	6.0	5.5	5.2	5.0	4.7	4.8	4.6	4.5	4.3	4.4	4.4	4.3	4.4	4.4	4.3	4.3	4.4	4.5	4.2	4.7	3.9	4.5	4.4	5.3	7.6				
2020	5.9	5.9	5.8	5.8	5.5	5.9	5.4	5.2	4.9	4.6	4.7	4.5	4.4	4.3	4.4	4.4	4.3	4.4	4.4	4.3	4.3	4.4	4.4	4.1	4.6	3.9	4.4	4.3	4.9	5.7	3.9			
2021	5.6	5.7	5.5	5.5	5.2	5.6	5.2	4.9	4.7	4.4	4.5	4.2	4.1	4.0	4.1	4.0	3.9	4.0	4.0	3.8	3.8	3.8	3.8	3.5	3.8	3.1	3.4	3.1	3.3	3.3	1.2	-1.4		
2022	5.1	5.2	5.0	5.0	4.7	5.0	4.6	4.3	4.0	3.7	3.8	3.6	3.4	3.3	3.3	3.2	3.1	3.1	3.0	2.8	2.7	2.6	2.5	2.1	2.2	1.4	1.4	0.8	0.5	-0.1	-2.6	-5.7	-9.8	
2023	5.2	5.3	5.1	5.1	4.8	5.1	4.7	4.4	4.2	3.9	4.0	3.8	3.6	3.5	3.6	3.5	3.4	3.4	3.3	3.1	3.1	3.0	3.0	2.6	2.8	2.2	2.3	1.9	1.8	1.5	0.0	-1.2	-1.1	8.3

Bloomberg Global Aggregate Bond Index

Hedged to USD

1990–2023

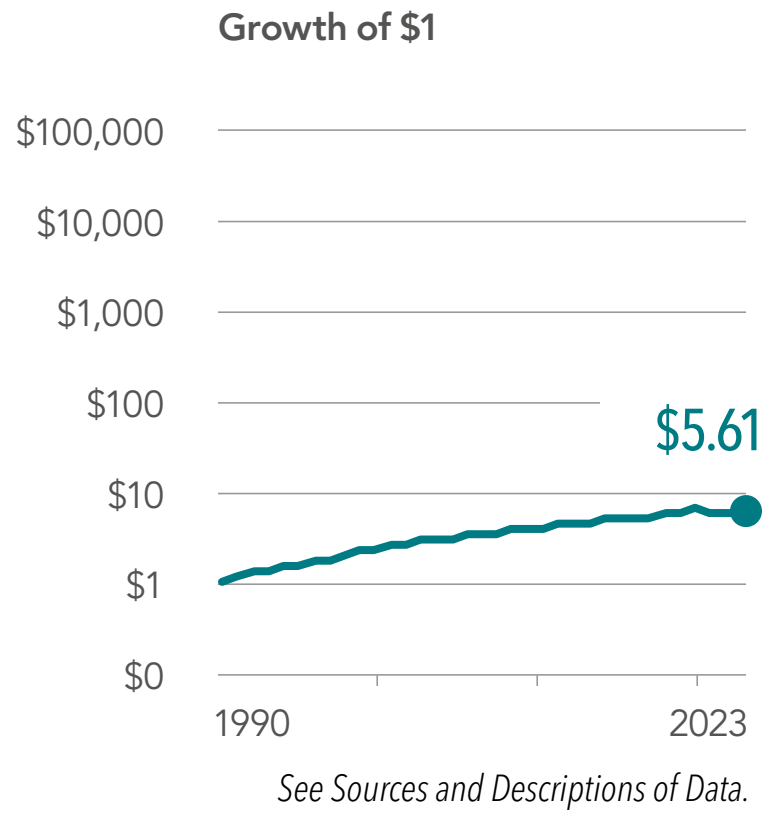

See Sources and Descriptions of Data.

	1990	1991	1992	1993	1994	1995	1996	1997	1998	1999	2000	2001	2002	2003	2004	2005	2006	2007	2008	2009	2010	2011	2012	2013	2014	2015	2016	2017	2018	2019	2020	2021	2022	2023
1990	7.2																																	
1991	10.6	14.2																																
1992	9.4	10.6	7.1																															
1993	9.9	10.8	9.2	11.3																														
1994	7.1	7.0	4.7	3.6	-3.6																													
1995	8.8	9.1	7.9	8.2	6.7	18.0																												
1996	8.6	8.8	7.7	7.9	6.8	12.4	7.1																											
1997	8.8	9.0	8.1	8.4	7.6	11.7	8.6	10.2																										
1998	8.9	9.1	8.4	8.6	8.1	11.2	9.0	10.0	9.8																									
1999	8.0	8.1	7.4	7.4	6.8	9.0	6.9	6.8	5.2	0.8																								
2000	8.2	8.3	7.7	7.8	7.3	9.2	7.6	7.7	6.9	5.4	10.3																							
2001	8.2	8.2	7.7	7.7	7.3	8.9	7.5	7.6	7.0	6.0	8.8	7.2																						
2002	8.2	8.3	7.7	7.8	7.4	8.9	7.6	7.7	7.2	6.6	8.7	7.8	8.4																					
2003	7.8	7.9	7.3	7.4	7.0	8.2	7.1	7.1	6.6	5.9	7.3	6.3	5.8	3.2																				
2004	7.6	7.6	7.2	7.2	6.8	7.9	6.8	6.8	6.3	5.8	6.8	5.9	5.5	4.0	4.9																			
2005	7.4	7.4	7.0	6.9	6.6	7.6	6.6	6.5	6.1	5.5	6.4	5.6	5.2	4.1	4.6	4.3																		
2006	7.2	7.2	6.7	6.7	6.4	7.2	6.3	6.2	5.8	5.3	6.0	5.3	4.9	4.0	4.3	4.0	3.6																	
2007	7.1	7.1	6.6	6.6	6.3	7.1	6.2	6.1	5.7	5.3	5.9	5.3	4.9	4.3	4.5	4.4	4.5	5.3																
2008	7.0	7.0	6.6	6.5	6.2	7.0	6.2	6.1	5.7	5.3	5.9	5.3	5.0	4.5	4.7	4.7	4.8	5.5	5.6															
2009	6.9	6.9	6.5	6.5	6.2	6.8	6.1	6.0	5.7	5.3	5.8	5.3	5.0	4.6	4.8	4.8	4.9	5.3	5.3	5.1														
2010	6.8	6.8	6.4	6.4	6.1	6.7	6.0	5.9	5.6	5.3	5.7	5.2	5.0	4.6	4.8	4.8	4.8	5.2	5.1	4.9	4.6													
2011	6.7	6.7	6.3	6.3	6.0	6.6	6.0	5.9	5.6	5.3	5.6	5.2	5.0	4.7	4.9	4.8	4.9	5.2	5.2	5.0	5.0	5.4												
2012	6.7	6.7	6.3	6.3	6.0	6.6	5.9	5.9	5.6	5.3	5.7	5.3	5.1	4.8	4.9	5.0	5.0	5.3	5.3	5.2	5.2	5.6	5.7											
2013	6.4	6.4	6.0	6.0	5.7	6.2	5.6	5.5	5.2	4.9	5.2	4.8	4.7	4.3	4.4	4.4	4.4	4.5	4.4	4.1	3.9	3.6	2.7	-0.1										
2014	6.4	6.4	6.1	6.0	5.8	6.3	5.7	5.6	5.4	5.1	5.4	5.0	4.9	4.6	4.7	4.7	4.7	4.9	4.8	4.7	4.6	4.6	4.3	3.7	7.6									
2015	6.2	6.2	5.9	5.8	5.6	6.0	5.5	5.4	5.1	4.8	5.1	4.8	4.6	4.3	4.4	4.4	4.4	4.4	4.3	4.2	4.0	3.9	3.5	2.8	4.2	1.0								
2016	6.1	6.1	5.8	5.7	5.5	5.9	5.4	5.3	5.1	4.8	5.0	4.7	4.6	4.3	4.4	4.3	4.3	4.4	4.3	4.1	4.0	3.9	3.6	3.1	4.1	2.5	3.9							
2017	6.0	6.0	5.7	5.6	5.4	5.8	5.3	5.2	4.9	4.7	4.9	4.6	4.5	4.2	4.3	4.2	4.2	4.3	4.2	4.0	3.9	3.8	3.5	3.1	3.9	2.7	3.5	3.0						
2018	5.9	5.8	5.5	5.5	5.2	5.6	5.1	5.0	4.8	4.6	4.8	4.5	4.3	4.0	4.1	4.0	4.0	4.1	3.9	3.8	3.6	3.5	3.2	2.8	3.4	2.4	2.9	2.4	1.8					
2019	6.0	5.9	5.6	5.6	5.4	5.7	5.2	5.2	4.9	4.7	4.9	4.7	4.5	4.3	4.4	4.3	4.3	4.4	4.3	4.2	4.1	4.0	3.9	3.6	4.2	3.6	4.2	4.3	4.9	8.2				
2020	5.9	5.9	5.6	5.6	5.4	5.7	5.3	5.2	5.0	4.8	5.0	4.7	4.6	4.4	4.4	4.4	4.4	4.5	4.4	4.3	4.2	4.2	4.0	3.8	4.4	3.9	4.5	4.6	5.2	6.9	5.6			
2021	5.7	5.7	5.4	5.3	5.1	5.5	5.0	4.9	4.7	4.5	4.7	4.4	4.3	4.0	4.1	4.0	4.0	4.1	4.0	3.8	3.7	3.7	3.5	3.2	3.7	3.1	3.5	3.4	3.5	4.1	2.0	-1.4		
2022	5.1	5.1	4.8	4.7	4.5	4.8	4.3	4.2	4.0	3.8	3.9	3.6	3.5	3.2	3.2	3.1	3.1	3.0	2.9	2.7	2.5	2.3	2.1	1.7	1.9	1.2	1.2	0.8	0.4	0.0	-2.6	-6.4	-11.2	
2023	5.2	5.1	4.9	4.8	4.6	4.9	4.4	4.4	4.1	3.9	4.0	3.8	3.6	3.4	3.4	3.3	3.3	3.3	3.1	3.0	2.8	2.7	2.5	2.2	2.4	1.9	2.0	1.7	1.5	1.4	-0.2	-2.1	-2.5	7.1

Bloomberg Global Aggregate Credit Bond Index

Hedged to USD

2001–2023

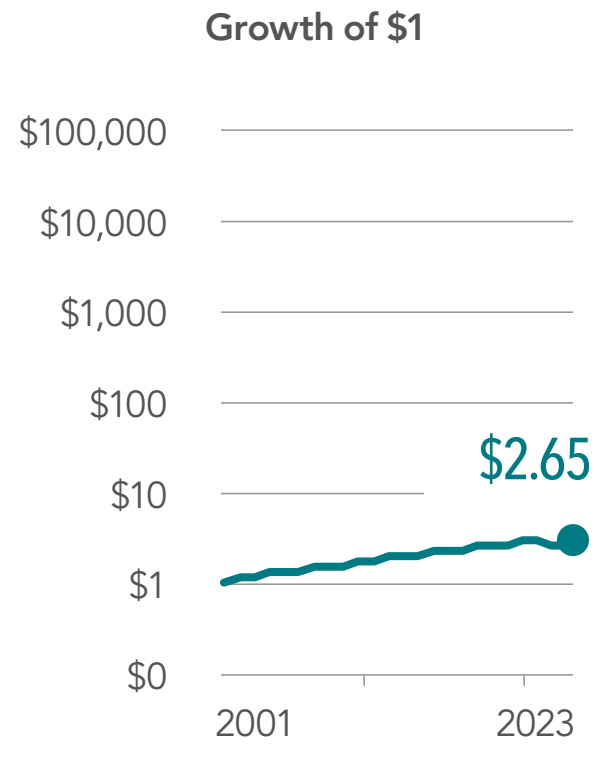

See Sources and Descriptions of Data.

	2001	2002	2003	2004	2005	2006	2007	2008	2009	2010	2011	2012	2013	2014	2015	2016	2017	2018	2019	2020	2021	2022	2023
2001	8.6																						
2002	8.6	8.6																					
2003	7.7	7.2	5.8																				
2004	7.1	6.6	5.6	5.3																			
2005	6.4	5.9	5.0	4.5	3.8																		
2006	5.9	5.4	4.6	4.2	3.6	3.5																	
2007	5.6	5.1	4.4	4.1	3.7	3.6	3.8																
2008	4.5	3.9	3.1	2.6	2.0	1.4	0.3	-3.0															
2009	5.5	5.1	4.6	4.5	4.3	4.4	4.7	5.2	14.1														
2010	5.6	5.3	4.9	4.8	4.7	4.9	5.2	5.8	10.4	6.8													
2011	5.6	5.3	4.9	4.8	4.8	4.9	5.2	5.6	8.6	5.9	5.1												
2012	6.0	5.7	5.5	5.4	5.4	5.7	6.1	6.5	9.0	7.4	7.7	10.4											
2013	5.5	5.2	4.9	4.8	4.8	4.9	5.1	5.3	7.1	5.4	4.9	4.8	-0.4										
2014	5.6	5.4	5.1	5.1	5.0	5.2	5.4	5.6	7.1	5.8	5.5	5.7	3.5	7.5									
2015	5.2	5.0	4.7	4.6	4.6	4.6	4.8	4.9	6.1	4.8	4.4	4.2	2.2	3.6	-0.1								
2016	5.3	5.0	4.8	4.7	4.7	4.7	4.9	5.0	6.0	4.9	4.6	4.5	3.1	4.3	2.7	5.7							
2017	5.3	5.1	4.8	4.7	4.7	4.8	4.9	5.0	5.9	5.0	4.7	4.6	3.5	4.6	3.6	5.5	5.4						
2018	4.9	4.7	4.5	4.4	4.3	4.4	4.4	4.5	5.3	4.4	4.0	3.9	2.9	3.5	2.6	3.5	2.4	-0.5					
2019	5.3	5.1	4.9	4.8	4.8	4.9	5.0	5.1	5.9	5.1	4.9	4.9	4.1	4.9	4.4	5.5	5.5	5.5	11.8				
2020	5.4	5.2	5.1	5.0	5.0	5.1	5.2	5.3	6.0	5.3	5.2	5.2	4.6	5.3	4.9	6.0	6.0	6.3	9.8	7.8			
2021	5.1	4.9	4.7	4.7	4.6	4.7	4.8	4.8	5.5	4.8	4.6	4.6	3.9	4.5	4.1	4.8	4.6	4.4	6.1	3.3	-0.9		
2022	4.1	3.9	3.7	3.6	3.5	3.5	3.5	3.5	3.9	3.2	2.9	2.7	2.0	2.2	1.6	1.8	1.2	0.4	0.6	-2.9	-7.8	-14.2	
2023	4.3	4.1	3.9	3.8	3.8	3.8	3.8	3.8	4.2	3.6	3.3	3.2	2.5	2.8	2.3	2.7	2.2	1.7	2.2	-0.1	-2.6	-3.4	8.7

Dimensional Targeted Credit Index

Hedged to USD

2000–2023

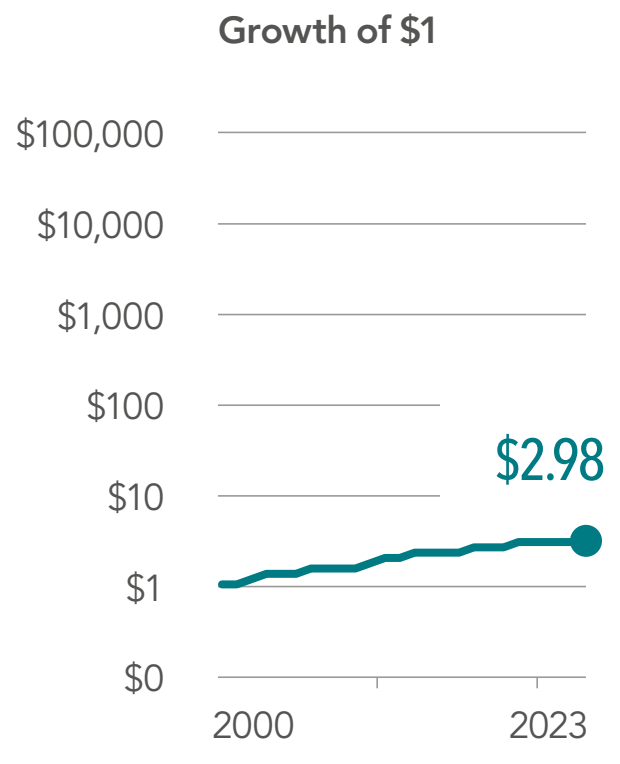

See Sources and Descriptions of Data.

	2000	2001	2002	2003	2004	2005	2006	2007	2008	2009	2010	2011	2012	2013	2014	2015	2016	2017	2018	2019	2020	2021	2022	2023
2000	5.8																							
2001	7.2	8.7																						
2002	6.8	7.3	5.9																					
2003	7.3	7.8	7.4	8.9																				
2004	6.6	6.8	6.2	6.3	3.8																			
2005	5.7	5.6	4.9	4.5	2.4	1.1																		
2006	5.6	5.6	5.0	4.7	3.4	3.2	5.3																	
2007	5.5	5.5	4.9	4.8	3.7	3.7	5.1	4.8																
2008	4.2	4.0	3.4	3.0	1.8	1.3	1.4	-0.5	-5.5															
2009	5.8	5.8	5.5	5.4	4.8	5.0	6.0	6.3	7.0	21.1														
2010	6.0	6.0	5.7	5.7	5.2	5.5	6.4	6.6	7.2	14.2	7.7													
2011	5.7	5.7	5.4	5.3	4.9	5.0	5.7	5.8	6.0	10.1	5.0	2.4												
2012	6.2	6.2	6.0	6.0	5.6	5.9	6.6	6.8	7.2	10.6	7.3	7.1	12.1											
2013	6.0	6.0	5.8	5.8	5.4	5.6	6.2	6.3	6.6	9.2	6.4	5.9	7.8	3.6										
2014	5.8	5.8	5.6	5.6	5.3	5.4	5.9	6.0	6.2	8.2	5.8	5.3	6.4	3.6	3.5									
2015	5.5	5.5	5.3	5.2	4.9	5.0	5.4	5.4	5.5	7.1	5.0	4.4	5.0	2.7	2.2	0.9								
2016	5.5	5.5	5.3	5.2	4.9	5.0	5.4	5.4	5.5	6.9	5.0	4.6	5.0	3.3	3.3	3.1	5.4							
2017	5.4	5.4	5.2	5.1	4.9	4.9	5.3	5.3	5.3	6.6	4.9	4.5	4.8	3.4	3.4	3.3	4.6	3.7						
2018	5.1	5.1	4.9	4.8	4.6	4.6	4.9	4.9	4.9	5.9	4.4	4.0	4.2	2.9	2.8	2.6	3.2	2.1	0.6					
2019	5.3	5.3	5.1	5.0	4.8	4.9	5.1	5.1	5.2	6.2	4.8	4.5	4.7	3.7	3.7	3.8	4.5	4.2	4.4	8.4				
2020	5.3	5.3	5.1	5.1	4.9	4.9	5.2	5.2	5.2	6.2	4.9	4.6	4.9	4.0	4.0	4.1	4.8	4.6	4.9	7.2	6.0			
2021	5.1	5.0	4.9	4.8	4.6	4.6	4.9	4.8	4.8	5.7	4.5	4.2	4.4	3.5	3.5	3.5	3.9	3.7	3.6	4.7	2.9	-0.2		
2022	4.5	4.4	4.2	4.2	3.9	3.9	4.1	4.0	4.0	4.7	3.5	3.2	3.2	2.4	2.3	2.1	2.3	1.8	1.4	1.6	-0.6	-3.8	-7.3	
2023	4.7	4.6	4.4	4.4	4.1	4.2	4.3	4.3	4.2	4.9	3.8	3.6	3.7	2.9	2.8	2.8	3.0	2.7	2.5	2.9	1.5	0.1	0.2	8.4

Dimensional Short-Term Extended Quality Index

1996–2023

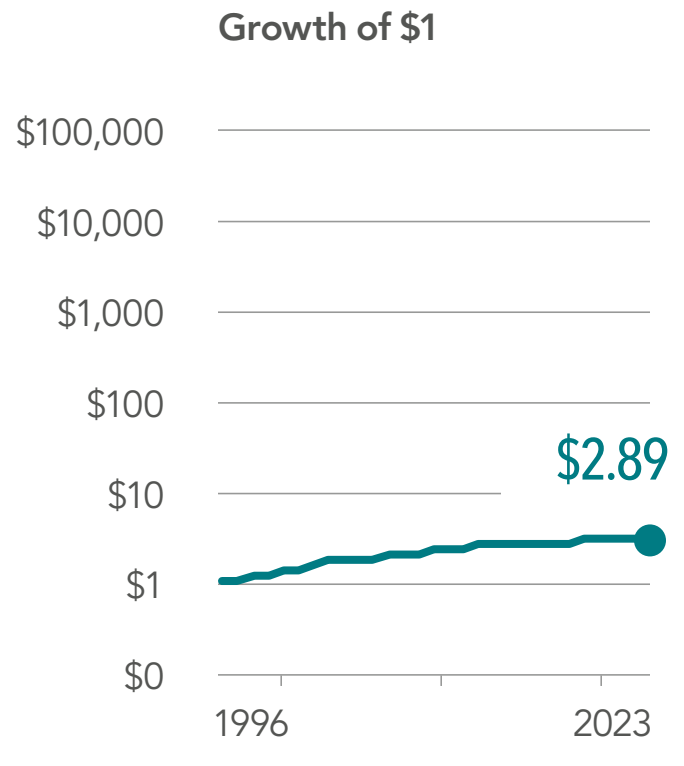

See Sources and Descriptions of Data.

	1996	1997	1998	1999	2000	2001	2002	2003	2004	2005	2006	2007	2008	2009	2010	2011	2012	2013	2014	2015	2016	2017	2018	2019	2020	2021	2022	2023
1996	5.0																											
1997	6.0	7.0																										
1998	6.4	7.1	7.3																									
1999	5.6	5.8	5.2	3.1																								
2000	6.1	6.4	6.2	5.6	8.2																							
2001	6.6	7.0	6.9	6.8	8.7	9.3																						
2002	7.0	7.3	7.4	7.4	8.8	9.2	9.1																					
2003	6.7	6.9	6.9	6.8	7.7	7.6	6.7	4.4																				
2004	6.1	6.2	6.1	5.9	6.5	6.1	5.1	3.1	1.9																			
2005	5.7	5.7	5.6	5.3	5.7	5.2	4.2	2.7	1.8	1.7																		
2006	5.5	5.6	5.4	5.2	5.5	5.1	4.3	3.1	2.6	3.0	4.3																	
2007	5.6	5.7	5.6	5.4	5.7	5.3	4.7	3.8	3.7	4.3	5.6	6.8																
2008	5.4	5.4	5.3	5.1	5.3	5.0	4.4	3.6	3.4	3.8	4.5	4.6	2.5															
2009	5.7	5.7	5.6	5.5	5.7	5.4	4.9	4.4	4.4	4.9	5.7	6.1	5.8	9.1														
2010	5.6	5.7	5.6	5.4	5.6	5.4	5.0	4.5	4.5	4.9	5.6	5.9	5.6	7.1	5.1													
2011	5.5	5.5	5.4	5.3	5.4	5.2	4.8	4.3	4.3	4.7	5.2	5.3	5.0	5.8	4.2	3.2												
2012	5.4	5.4	5.3	5.1	5.3	5.1	4.7	4.3	4.2	4.5	4.9	5.0	4.7	5.2	4.0	3.4	3.6											
2013	5.1	5.1	5.0	4.9	5.0	4.7	4.4	3.9	3.9	4.1	4.4	4.4	4.0	4.4	3.2	2.6	2.2	0.9										
2014	4.9	4.9	4.8	4.7	4.8	4.5	4.2	3.8	3.7	3.9	4.1	4.1	3.7	3.9	2.9	2.4	2.1	1.4	1.8									
2015	4.7	4.7	4.6	4.4	4.5	4.3	3.9	3.6	3.5	3.6	3.8	3.8	3.4	3.5	2.6	2.1	1.8	1.3	1.5	1.1								
2016	4.6	4.6	4.5	4.3	4.4	4.1	3.8	3.4	3.4	3.5	3.6	3.6	3.2	3.3	2.5	2.1	1.9	1.4	1.6	1.5	1.9							
2017	4.5	4.4	4.3	4.1	4.2	4.0	3.6	3.3	3.2	3.3	3.5	3.4	3.0	3.1	2.4	2.0	1.8	1.4	1.5	1.4	1.6	1.4						
2018	4.3	4.3	4.2	4.0	4.1	3.8	3.5	3.2	3.1	3.2	3.3	3.2	2.9	2.9	2.3	1.9	1.7	1.4	1.5	1.5	1.6	1.4	1.5					
2019	4.3	4.3	4.2	4.0	4.1	3.9	3.6	3.3	3.2	3.3	3.4	3.3	3.1	3.1	2.5	2.2	2.1	1.9	2.1	2.1	2.4	2.5	3.1	4.8				
2020	4.4	4.3	4.2	4.1	4.1	3.9	3.6	3.4	3.3	3.4	3.5	3.4	3.2	3.2	2.7	2.5	2.4	2.2	2.4	2.5	2.8	3.1	3.6	4.7	4.6			
2021	4.2	4.1	4.0	3.9	3.9	3.7	3.4	3.1	3.1	3.1	3.2	3.1	2.9	2.9	2.4	2.2	2.1	1.9	2.0	2.1	2.2	2.3	2.5	2.9	1.9	-0.7		
2022	3.8	3.8	3.6	3.5	3.5	3.3	3.0	2.7	2.6	2.7	2.7	2.6	2.4	2.4	1.9	1.6	1.5	1.2	1.3	1.2	1.2	1.1	1.1	1.0	-0.3	-2.6	-4.6	
2023	3.9	3.8	3.7	3.6	3.6	3.4	3.1	2.8	2.8	2.8	2.9	2.8	2.5	2.5	2.1	1.8	1.7	1.6	1.6	1.6	1.7	1.7	1.7	1.7	1.0	-0.2	0.1	4.9

Dimensional Global Adjusted Fixed Income Market Index

Hedged to USD

2000–2023

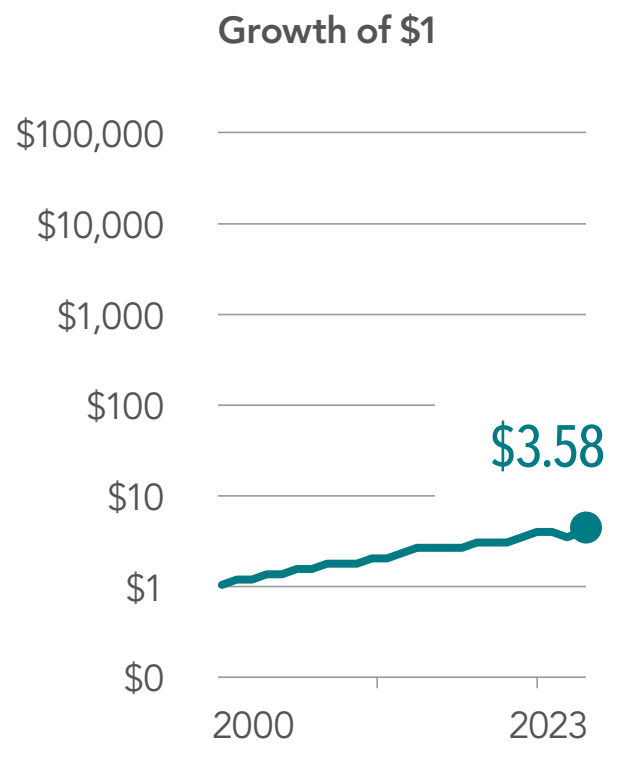

See Sources and Descriptions of Data.

	2000	2001	2002	2003	2004	2005	2006	2007	2008	2009	2010	2011	2012	2013	2014	2015	2016	2017	2018	2019	2020	2021	2022	2023
2000	8.9																							
2001	8.8	8.7																						
2002	8.4	8.1	7.5																					
2003	8.3	8.1	7.8	8.0																				
2004	8.0	7.8	7.5	7.4	6.8																			
2005	7.4	7.1	6.7	6.4	5.6	4.4																		
2006	7.0	6.7	6.3	6.0	5.3	4.5	4.7																	
2007	6.6	6.3	5.9	5.6	5.0	4.4	4.4	4.2																
2008	5.3	4.9	4.3	3.8	3.0	2.0	1.3	-0.4	-4.8															
2009	6.4	6.2	5.9	5.6	5.2	4.9	5.1	5.2	5.7	17.3														
2010	6.5	6.3	6.0	5.8	5.5	5.3	5.5	5.7	6.2	12.1	7.1													
2011	6.3	6.1	5.8	5.6	5.3	5.1	5.3	5.4	5.7	9.4	5.6	4.2												
2012	6.9	6.7	6.5	6.4	6.2	6.1	6.4	6.7	7.2	10.4	8.2	8.8	13.6											
2013	6.5	6.3	6.1	6.0	5.8	5.7	5.9	6.0	6.3	8.7	6.6	6.5	7.7	2.1										
2014	6.7	6.6	6.4	6.3	6.2	6.1	6.3	6.5	6.8	8.9	7.3	7.3	8.4	5.9	10.0									
2015	6.3	6.2	6.0	5.9	5.7	5.6	5.7	5.8	6.0	7.6	6.1	5.9	6.4	4.1	5.1	0.4								
2016	6.4	6.3	6.1	6.0	5.9	5.8	5.9	6.1	6.3	7.7	6.4	6.3	6.7	5.1	6.1	4.3	8.3							
2017	6.4	6.3	6.1	6.0	5.9	5.8	5.9	6.0	6.2	7.5	6.4	6.3	6.6	5.3	6.1	4.8	7.1	6.0						
2018	6.1	5.9	5.7	5.6	5.5	5.4	5.5	5.5	5.7	6.8	5.6	5.5	5.6	4.4	4.9	3.6	4.7	3.0	0.0					
2019	6.4	6.3	6.2	6.1	6.0	5.9	6.1	6.2	6.3	7.4	6.4	6.4	6.7	5.7	6.3	5.6	6.9	6.5	6.8	14.0				
2020	6.6	6.5	6.4	6.3	6.2	6.2	6.3	6.4	6.6	7.6	6.7	6.7	7.0	6.2	6.8	6.2	7.4	7.2	7.6	11.7	9.4			
2021	6.2	6.1	6.0	5.9	5.8	5.7	5.8	5.9	6.0	6.9	6.1	6.0	6.2	5.4	5.8	5.2	6.0	5.6	5.5	7.4	4.2	-0.7		
2022	5.2	5.1	4.9	4.8	4.6	4.5	4.5	4.4	4.5	5.2	4.3	4.0	4.0	3.1	3.2	2.4	2.7	1.8	1.0	1.3	-2.6	-8.2	-15.1	
2023	5.5	5.3	5.2	5.1	4.9	4.8	4.8	4.8	4.9	5.6	4.8	4.6	4.6	3.8	4.0	3.4	3.8	3.1	2.7	3.2	0.7	-2.1	-2.8	11.2

Bloomberg US Mortgage Backed Securities Index

1976–2023

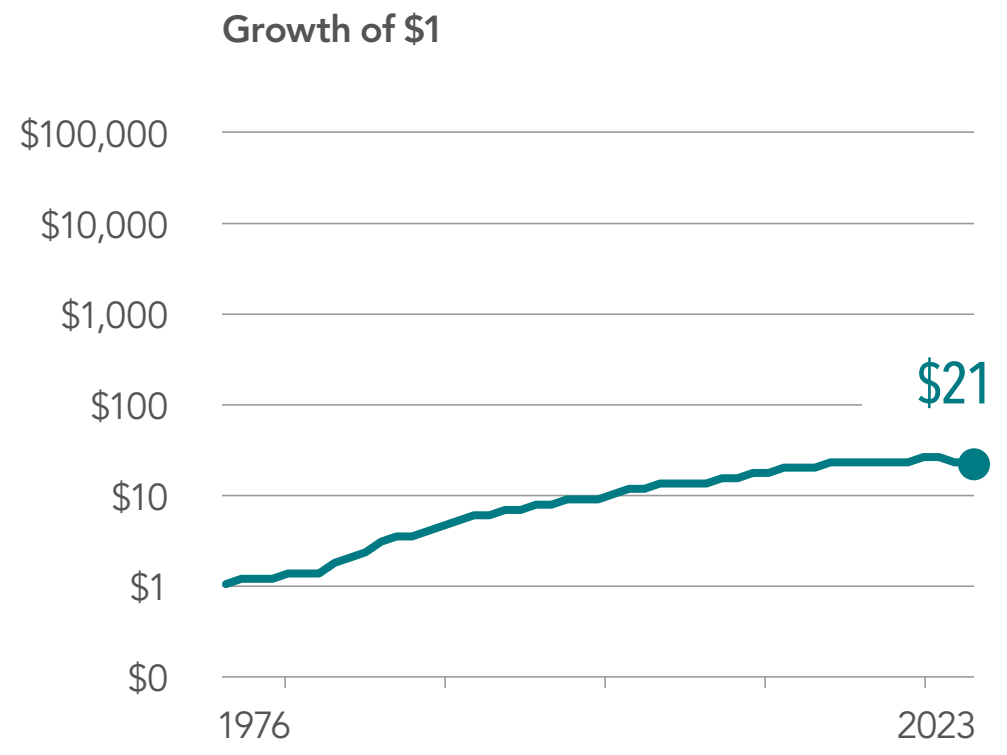
Growth of $1

See Sources and Descriptions of Data.

	1976	1977	1978	1979	1980	1981	1982	1983	1984	1985	1986	1987	1988	1989	1990	1991	1992	1993	1994	1995	1996	1997	1998	1999	2000	2001	2002	2003	2004	2005	2006	2007	2008	2009	2010	2011	2012	2013	2014	2015	2016	2017	2018	2019	2020	2021	2022	2023
1976	16.3
1977	8.9	1.9
1978	6.7	2.1	2.4
1979	5.0	1.5	1.3	0.1
1980	4.1	1.3	1.1	0.4	0.7
1981	3.4	1.0	0.8	0.3	0.4	0.1
1982	8.3	7.1	8.1	9.6	12.9	19.6	43.1
1983	8.6	7.5	8.5	9.7	12.2	16.4	25.5	10.1
1984	9.3	8.5	9.5	10.7	12.9	16.2	22.2	12.9	15.8
1985	10.8	10.2	11.3	12.7	14.9	18.0	22.9	16.9	20.4	25.2
1986	11.1	10.5	11.6	12.8	14.7	17.2	21.0	16.0	18.0	19.2	13.4
1987	10.5	10.0	10.8	11.8	13.3	15.3	18.0	13.6	14.4	14.0	8.8	4.3
1988	10.3	9.9	10.6	11.5	12.8	14.4	16.6	12.7	13.3	12.7	8.8	6.5	8.7
1989	10.7	10.3	11.0	11.8	13.1	14.5	16.5	13.1	13.6	13.2	10.4	9.4	12.0	15.3
1990	10.7	10.3	11.0	11.7	12.8	14.1	15.8	12.8	13.2	12.8	10.4	9.7	11.6	13.0	10.7
1991	11.0	10.7	11.3	12.0	13.1	14.3	15.8	13.1	13.5	13.2	11.3	10.9	12.6	13.9	13.2	15.7
1992	10.8	10.4	11.0	11.7	12.6	13.7	15.0	12.5	12.8	12.4	10.7	10.2	11.4	12.1	11.1	11.2	6.9
1993	10.5	10.2	10.7	11.3	12.2	13.1	14.3	12.0	12.1	11.8	10.2	9.7	10.6	11.0	10.0	9.7	6.9	6.8
1994	9.9	9.5	10.0	10.5	11.2	12.0	13.0	10.8	10.8	10.3	8.8	8.2	8.8	8.8	7.6	6.8	4.0	2.5	-1.6
1995	10.2	9.9	10.3	10.8	11.5	12.3	13.2	11.2	11.3	10.9	9.6	9.2	9.8	9.9	9.0	8.7	7.0	7.1	7.2	16.8
1996	10.0	9.7	10.1	10.5	11.2	11.9	12.7	10.8	10.8	10.4	9.2	8.8	9.3	9.3	8.5	8.2	6.7	6.6	6.6	10.9	5.4
1997	9.9	9.6	10.0	10.5	11.1	11.7	12.5	10.7	10.7	10.4	9.2	8.8	9.3	9.4	8.6	8.3	7.2	7.2	7.3	10.4	7.4	9.5
1998	9.8	9.5	9.9	10.3	10.9	11.4	12.2	10.5	10.5	10.1	9.0	8.7	9.1	9.1	8.4	8.2	7.1	7.2	7.2	9.6	7.3	8.2	7.0
1999	9.5	9.2	9.5	9.9	10.4	10.9	11.6	9.9	9.9	9.5	8.5	8.1	8.5	8.4	7.8	7.4	6.5	6.4	6.3	8.0	5.9	6.1	4.4	1.9
2000	9.5	9.3	9.6	9.9	10.4	10.9	11.5	10.0	10.0	9.6	8.7	8.3	8.7	8.7	8.1	7.8	7.0	7.0	7.0	8.5	6.9	7.3	6.6	6.4	11.2
2001	9.5	9.2	9.5	9.9	10.3	10.8	11.4	9.9	9.9	9.6	8.7	8.3	8.6	8.6	8.1	7.9	7.1	7.1	7.1	8.5	7.1	7.5	7.0	7.0	9.7	8.2
2002	9.5	9.2	9.5	9.8	10.3	10.7	11.2	9.9	9.8	9.5	8.7	8.4	8.6	8.6	8.1	7.9	7.2	7.3	7.3	8.5	7.4	7.7	7.3	7.4	9.4	8.5	8.7
2003	9.2	9.0	9.2	9.5	9.9	10.4	10.9	9.5	9.5	9.2	8.3	8.0	8.3	8.3	7.8	7.5	6.9	6.9	6.9	7.9	6.8	7.0	6.6	6.5	7.8	6.6	5.9	3.1
2004	9.1	8.8	9.1	9.3	9.7	10.1	10.6	9.3	9.3	8.9	8.1	7.9	8.1	8.0	7.6	7.3	6.7	6.7	6.7	7.6	6.6	6.7	6.3	6.2	7.1	6.2	5.5	3.9	4.7
2005	8.8	8.6	8.8	9.1	9.4	9.8	10.2	9.0	8.9	8.6	7.9	7.6	7.8	7.7	7.2	7.0	6.4	6.4	6.3	7.1	6.2	6.3	5.9	5.7	6.4	5.4	4.7	3.5	3.7	2.6
2006	8.7	8.5	8.7	8.9	9.3	9.6	10.0	8.8	8.8	8.5	7.7	7.5	7.6	7.6	7.1	6.9	6.3	6.3	6.3	6.9	6.1	6.2	5.8	5.7	6.2	5.4	4.8	3.9	4.2	3.9	5.2
2007	8.7	8.4	8.7	8.9	9.2	9.5	9.9	8.8	8.7	8.4	7.7	7.4	7.6	7.5	7.1	6.9	6.4	6.3	6.3	6.9	6.2	6.2	5.9	5.8	6.3	5.6	5.2	4.5	4.8	4.9	6.1	6.9
2008	8.7	8.4	8.6	8.9	9.2	9.5	9.9	8.7	8.7	8.4	7.7	7.5	7.6	7.6	7.2	7.0	6.5	6.5	6.4	7.0	6.3	6.4	6.1	6.0	6.5	5.9	5.6	5.1	5.5	5.7	6.8	7.6	8.3
2009	8.6	8.3	8.6	8.8	9.1	9.4	9.7	8.6	8.6	8.3	7.6	7.4	7.5	7.5	7.1	6.9	6.5	6.4	6.4	7.0	6.3	6.4	6.1	6.0	6.5	5.9	5.7	5.2	5.6	5.8	6.6	7.0	7.1	5.9
2010	8.5	8.3	8.5	8.7	8.9	9.2	9.6	8.5	8.5	8.2	7.6	7.3	7.4	7.4	7.0	6.8	6.4	6.4	6.3	6.9	6.2	6.3	6.0	6.0	6.4	5.9	5.6	5.2	5.6	5.7	6.3	6.6	6.5	5.6	5.4
2011	8.4	8.2	8.4	8.6	8.9	9.1	9.4	8.4	8.4	8.1	7.5	7.3	7.4	7.3	7.0	6.8	6.4	6.4	6.3	6.8	6.2	6.3	6.1	6.0	6.3	5.9	5.7	5.4	5.6	5.8	6.3	6.5	6.5	5.8	5.8	6.2
2012	8.3	8.0	8.2	8.4	8.7	8.9	9.2	8.2	8.2	7.9	7.3	7.1	7.2	7.1	6.8	6.6	6.2	6.2	6.1	6.6	6.0	6.1	5.8	5.7	6.1	5.6	5.4	5.1	5.3	5.4	5.8	5.9	5.7	5.0	4.7	4.4	2.6
2013	8.0	7.8	7.9	8.1	8.3	8.6	8.9	7.9	7.8	7.6	7.0	6.8	6.9	6.8	6.4	6.3	5.8	5.8	5.7	6.1	5.6	5.6	5.4	5.3	5.5	5.1	4.8	4.5	4.6	4.6	4.9	4.8	4.5	3.7	3.2	2.4	0.6	-1.4
2014	7.9	7.7	7.9	8.0	8.3	8.5	8.8	7.9	7.8	7.5	7.0	6.7	6.8	6.8	6.4	6.3	5.9	5.8	5.8	6.1	5.6	5.6	5.4	5.3	5.5	5.1	4.9	4.6	4.7	4.7	5.0	5.0	4.7	4.1	3.7	3.3	2.4	2.3	6.1
2015	7.8	7.6	7.7	7.9	8.1	8.3	8.6	7.7	7.6	7.3	6.8	6.6	6.6	6.6	6.2	6.1	5.7	5.6	5.6	5.9	5.4	5.4	5.2	5.1	5.3	4.9	4.7	4.4	4.5	4.4	4.6	4.6	4.3	3.7	3.4	3.0	2.2	2.0	3.8	1.5
2016	7.6	7.4	7.6	7.7	7.9	8.1	8.4	7.5	7.4	7.1	6.6	6.4	6.5	6.4	6.1	5.9	5.5	5.5	5.4	5.7	5.2	5.2	5.0	4.9	5.1	4.7	4.5	4.2	4.3	4.2	4.4	4.3	4.0	3.5	3.1	2.7	2.1	1.9	3.1	1.6	1.7
2017	7.5	7.3	7.4	7.6	7.8	8.0	8.2	7.3	7.2	7.0	6.5	6.3	6.3	6.2	5.9	5.8	5.4	5.3	5.3	5.6	5.1	5.1	4.9	4.8	4.9	4.6	4.3	4.1	4.1	4.1	4.2	4.1	3.8	3.3	3.0	2.7	2.1	2.0	2.9	1.9	2.1	2.5
2018	7.3	7.1	7.3	7.4	7.6	7.8	8.0	7.1	7.1	6.8	6.3	6.1	6.1	6.1	5.8	5.6	5.2	5.2	5.1	5.4	4.9	4.9	4.7	4.6	4.7	4.4	4.1	3.9	3.9	3.9	4.0	3.8	3.6	3.1	2.8	2.5	2.0	1.9	2.5	1.7	1.7	1.7	1.0
2019	7.3	7.1	7.2	7.4	7.6	7.7	7.9	7.1	7.0	6.8	6.3	6.1	6.2	6.1	5.8	5.6	5.3	5.2	5.1	5.4	5.0	5.0	4.8	4.6	4.8	4.5	4.3	4.0	4.1	4.0	4.1	4.0	3.8	3.4	3.2	2.9	2.5	2.5	3.2	2.6	2.9	3.2	3.6	6.4
2020	7.2	7.0	7.2	7.3	7.5	7.6	7.8	7.0	7.0	6.7	6.2	6.0	6.1	6.0	5.7	5.6	5.2	5.2	5.1	5.4	4.9	4.9	4.7	4.6	4.7	4.4	4.2	4.0	4.1	4.0	4.1	4.0	3.8	3.4	3.2	3.0	2.7	2.7	3.3	2.8	3.1	3.4	3.7	5.1	3.9
2021	7.1	6.9	7.0	7.1	7.2	7.4	7.6	6.8	6.7	6.5	6.0	5.8	5.9	5.8	5.5	5.3	5.0	4.9	4.9	5.1	4.7	4.7	4.5	4.4	4.5	4.2	4.0	3.7	3.8	3.7	3.8	3.7	3.5	3.1	2.9	2.6	2.3	2.2	2.7	2.2	2.4	2.5	2.5	3.0	1.4	-1.0
2022	6.6	6.4	6.5	6.6	6.8	6.9	7.1	6.3	6.2	6.0	5.5	5.3	5.3	5.2	4.9	4.7	4.4	4.3	4.2	4.5	4.0	4.0	3.8	3.6	3.7	3.4	3.2	2.9	2.9	2.8	2.8	2.6	2.4	1.9	1.6	1.3	0.9	0.7	1.0	0.4	0.2	0.0	-0.5	-0.9	-3.2	-6.6	-11.8
2023	6.6	6.4	6.5	6.6	6.7	6.9	7.0	6.3	6.2	6.0	5.5	5.3	5.3	5.2	4.9	4.8	4.4	4.4	4.3	4.5	4.1	4.0	3.8	3.7	3.8	3.5	3.2	3.0	3.0	2.9	2.9	2.8	2.5	2.1	1.9	1.6	1.2	1.1	1.4	0.9	0.8	0.7	0.4	0.3	-1.2	-2.9	-3.8	5.0

Bloomberg Commodity Total Return Index

1992–2023

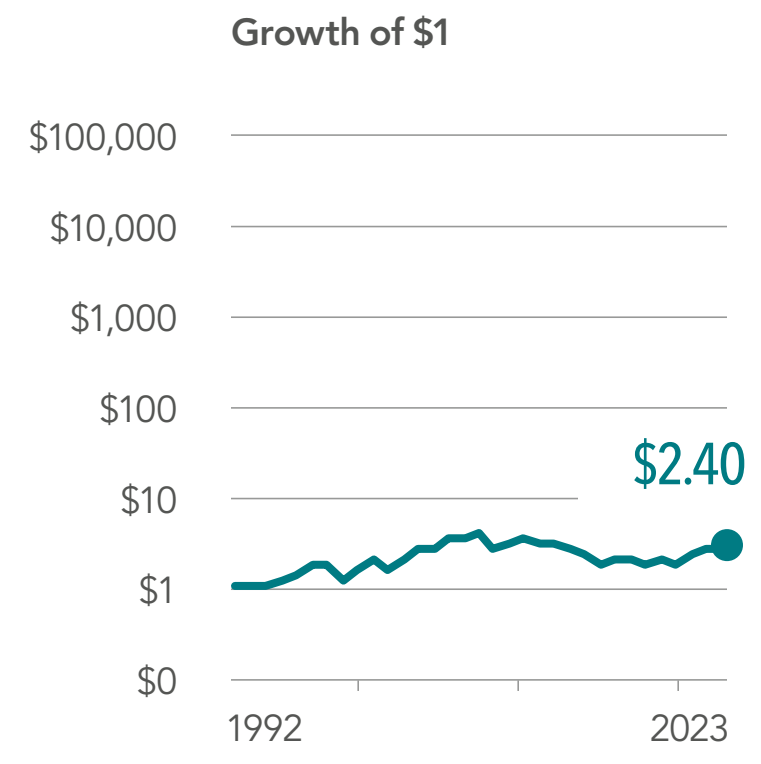
Growth of $1

See Sources and Descriptions of Data.

	1992	1993	1994	1995	1996	1997	1998	1999	2000	2001	2002	2003	2004	2005	2006	2007	2008	2009	2010	2011	2012	2013	2014	2015	2016	2017	2018	2019	2020	2021	2022	2023
1992	3.7
1993	1.3	-1.1
1994	6.2	7.4	16.6
1995	8.4	9.9	15.9	15.2
1996	11.2	13.1	18.3	19.1	23.2
1997	8.6	9.6	12.4	11.1	9.1	-3.4
1998	2.6	2.4	3.1	0.0	-4.6	-16.0	-27.0
1999	5.1	5.3	6.4	4.5	1.9	-4.3	-4.7	24.3
2000	7.8	8.3	9.7	8.6	7.3	3.7	6.2	28.0	31.8
2001	4.7	4.8	5.5	4.0	2.3	-1.4	-0.9	9.7	3.0	-19.5
2002	6.4	6.7	7.6	6.6	5.4	2.7	3.9	13.5	10.1	0.7	25.9
2003	7.8	8.2	9.2	8.4	7.5	5.5	7.0	15.5	13.4	7.9	24.9	23.9
2004	7.9	8.3	9.2	8.4	7.7	5.9	7.3	14.4	12.6	8.2	19.4	16.3	9.1
2005	8.8	9.2	10.1	9.6	9.0	7.5	9.0	15.4	14.0	10.7	19.9	18.0	15.1	21.4
2006	8.4	8.7	9.5	8.9	8.4	7.0	8.2	13.7	12.2	9.2	16.1	13.8	10.6	11.3	2.1
2007	8.8	9.2	10.0	9.5	9.0	7.8	9.0	13.9	12.7	10.2	16.1	14.3	12.0	12.9	8.9	16.2
2008	5.5	5.6	6.1	5.4	4.7	3.3	3.9	7.6	5.9	3.0	6.7	3.8	0.2	-1.9	-8.6	-13.5	-35.6
2009	6.2	6.4	6.9	6.2	5.6	4.4	5.1	8.6	7.1	4.7	8.2	5.9	3.1	2.0	-2.4	-3.8	-12.5	18.9
2010	6.8	6.9	7.4	6.9	6.3	5.2	5.9	9.3	8.0	5.8	9.1	7.2	5.0	4.3	1.2	1.0	-3.7	17.9	16.8
2011	5.6	5.8	6.1	5.6	5.0	3.9	4.4	7.3	6.0	3.9	6.6	4.7	2.5	1.6	-1.4	-2.1	-6.2	6.4	0.6	-13.3
2012	5.3	5.4	5.8	5.2	4.6	3.6	4.0	6.7	5.5	3.5	5.9	4.1	2.1	1.2	-1.3	-1.9	-5.2	4.5	0.1	-7.4	-1.1
2013	4.6	4.6	4.9	4.3	3.8	2.7	3.1	5.5	4.3	2.4	4.5	2.8	0.9	0.0	-2.4	-3.0	-5.9	1.5	-2.4	-8.1	-5.4	-9.5
2014	3.5	3.5	3.8	3.2	2.6	1.5	1.8	4.0	2.7	0.9	2.7	1.0	-0.9	-1.9	-4.1	-4.9	-7.6	-1.8	-5.5	-10.4	-9.4	-13.3	-17.0
2015	2.2	2.1	2.3	1.6	1.0	-0.1	0.1	2.0	0.8	-1.0	0.4	-1.3	-3.1	-4.2	-6.4	-7.3	-9.9	-5.5	-9.0	-13.5	-13.5	-17.3	-20.9	-24.7
2016	2.6	2.5	2.7	2.1	1.5	0.5	0.7	2.5	1.4	-0.3	1.2	-0.4	-2.1	-3.0	-4.9	-5.6	-7.7	-3.5	-6.3	-9.7	-9.0	-10.8	-11.3	-8.2	11.8
2017	2.5	2.5	2.6	2.1	1.5	0.6	0.8	2.5	1.4	-0.2	1.2	-0.3	-1.8	-2.6	-4.4	-4.9	-6.8	-2.9	-5.3	-8.1	-7.3	-8.5	-8.2	-5.0	6.6	1.7
2018	2.0	1.9	2.0	1.5	0.9	0.0	0.2	1.8	0.7	-0.8	0.4	-1.0	-2.5	-3.2	-4.9	-5.5	-7.2	-3.8	-6.0	-8.5	-7.8	-8.9	-8.8	-6.6	0.3	-5.0	-11.2
2019	2.2	2.1	2.2	1.7	1.2	0.3	0.5	2.0	1.0	-0.4	0.8	-0.5	-1.9	-2.6	-4.1	-4.5	-6.1	-2.8	-4.7	-6.9	-6.0	-6.7	-6.2	-3.9	2.1	-0.9	-2.2	7.7
2020	2.0	1.9	2.0	1.5	1.0	0.2	0.3	1.8	0.8	-0.5	0.6	-0.7	-1.9	-2.6	-4.0	-4.4	-5.9	-2.8	-4.6	-6.5	-5.7	-6.3	-5.8	-3.8	1.0	-1.5	-2.5	2.1	-3.1
2021	2.7	2.7	2.8	2.4	1.9	1.1	1.3	2.8	1.9	0.6	1.8	0.6	-0.5	-1.1	-2.3	-2.6	-3.8	-0.8	-2.3	-3.9	-2.9	-3.0	-2.2	0.1	5.0	3.7	4.2	9.9	11.0	27.1
2022	3.1	3.1	3.3	2.8	2.4	1.7	1.9	3.3	2.5	1.3	2.4	1.4	0.3	-0.2	-1.3	-1.5	-2.6	0.3	-1.0	-2.3	-1.3	-1.3	-0.3	2.0	6.5	5.6	6.4	11.4	12.7	21.5	16.1
2023	2.8	2.7	2.9	2.4	2.0	1.3	1.5	2.8	2.0	0.9	1.9	0.9	-0.1	-0.6	-1.7	-1.9	-2.9	-0.2	-1.5	-2.8	-1.8	-1.9	-1.1	0.8	4.6	3.6	3.9	7.2	7.1	10.8	3.4	-7.9

Bloomberg US TIPS Index

1998–2023

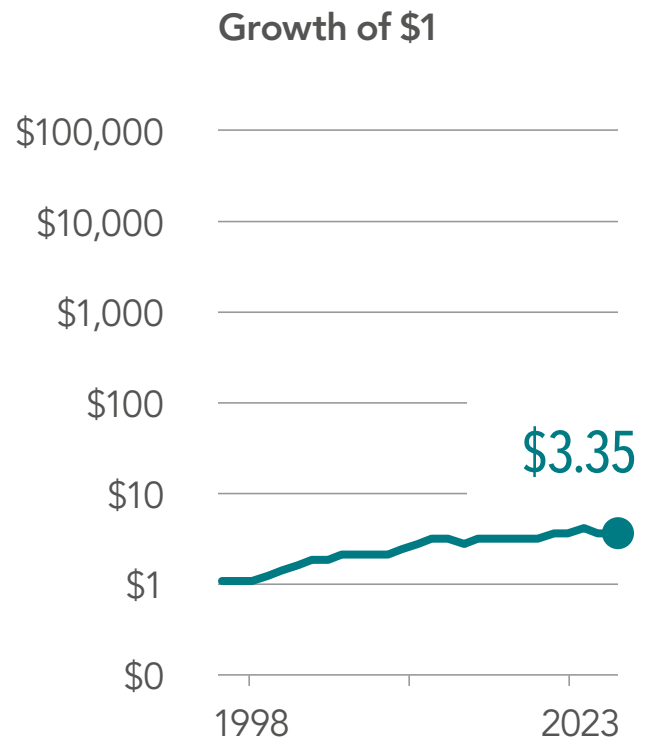

See Sources and Descriptions of Data.

	1998	1999	2000	2001	2002	2003	2004	2005	2006	2007	2008	2009	2010	2011	2012	2013	2014	2015	2016	2017	2018	2019	2020	2021	2022	2023
1998	3.9																									
1999	3.2	2.4																								
2000	6.4	7.7	13.2																							
2001	6.8	7.7	10.5	7.9																						
2002	8.7	9.9	12.5	12.1	16.6																					
2003	8.6	9.6	11.5	10.9	12.4	8.4																				
2004	8.6	9.4	10.8	10.3	11.1	8.4	8.5																			
2005	7.9	8.4	9.5	8.7	9.0	6.5	5.6	2.8																		
2006	7.0	7.4	8.1	7.3	7.2	5.0	3.9	1.7	0.5																	
2007	7.5	7.9	8.6	7.9	7.9	6.3	5.8	4.9	5.9	11.6																
2008	6.5	6.8	7.3	6.6	6.4	4.8	4.1	3.0	3.1	4.4	-2.4															
2009	6.9	7.2	7.7	7.1	7.0	5.7	5.3	4.6	5.1	6.7	4.3	11.4														
2010	6.9	7.1	7.6	7.0	6.9	5.8	5.4	4.9	5.3	6.6	5.0	8.8	6.3													
2011	7.3	7.6	8.1	7.6	7.6	6.6	6.4	6.1	6.7	8.0	7.1	10.4	9.9	13.6												
2012	7.3	7.6	8.0	7.6	7.5	6.7	6.5	6.2	6.7	7.8	7.0	9.5	8.9	10.2	7.0											
2013	6.3	6.4	6.7	6.2	6.1	5.2	4.9	4.5	4.7	5.3	4.3	5.6	4.2	3.5	-1.1	-8.6										
2014	6.1	6.2	6.5	6.0	5.9	5.0	4.7	4.4	4.6	5.1	4.2	5.3	4.1	3.6	0.4	-2.7	3.6									
2015	5.7	5.8	6.0	5.5	5.3	4.5	4.2	3.8	3.9	4.3	3.4	4.3	3.2	2.5	0.0	-2.3	1.1	-1.4								
2016	5.6	5.7	5.9	5.5	5.3	4.5	4.3	3.9	4.0	4.4	3.6	4.4	3.4	2.9	0.9	-0.6	2.3	1.6	4.7							
2017	5.5	5.6	5.7	5.3	5.2	4.4	4.2	3.8	3.9	4.2	3.5	4.2	3.3	2.9	1.2	0.1	2.4	2.1	3.8	3.0						
2018	5.1	5.2	5.4	4.9	4.8	4.1	3.8	3.5	3.5	3.8	3.1	3.6	2.8	2.4	0.9	-0.1	1.7	1.2	2.1	0.8	-1.3					
2019	5.3	5.4	5.5	5.1	5.0	4.3	4.1	3.8	3.9	4.1	3.5	4.1	3.4	3.0	1.8	1.1	2.8	2.6	3.7	3.3	3.5	8.4				
2020	5.5	5.6	5.8	5.4	5.3	4.7	4.5	4.2	4.3	4.6	4.1	4.6	4.0	3.8	2.8	2.3	3.9	4.0	5.1	5.2	5.9	9.7	11.0			
2021	5.6	5.6	5.8	5.4	5.3	4.8	4.6	4.3	4.4	4.7	4.2	4.7	4.2	4.0	3.1	2.7	4.2	4.2	5.2	5.3	5.9	8.4	8.4	6.0		
2022	4.8	4.8	4.9	4.6	4.4	3.9	3.6	3.4	3.4	3.6	3.1	3.4	2.9	2.6	1.6	1.1	2.3	2.1	2.6	2.3	2.1	3.0	1.2	-3.4	-11.8	
2023	4.8	4.8	4.9	4.5	4.4	3.9	3.6	3.4	3.4	3.6	3.1	3.5	2.9	2.7	1.8	1.4	2.4	2.3	2.8	2.5	2.4	3.2	1.9	-1.0	-4.3	3.9

Bloomberg US TIPS Index

Inflation Adjusted

1998–2023

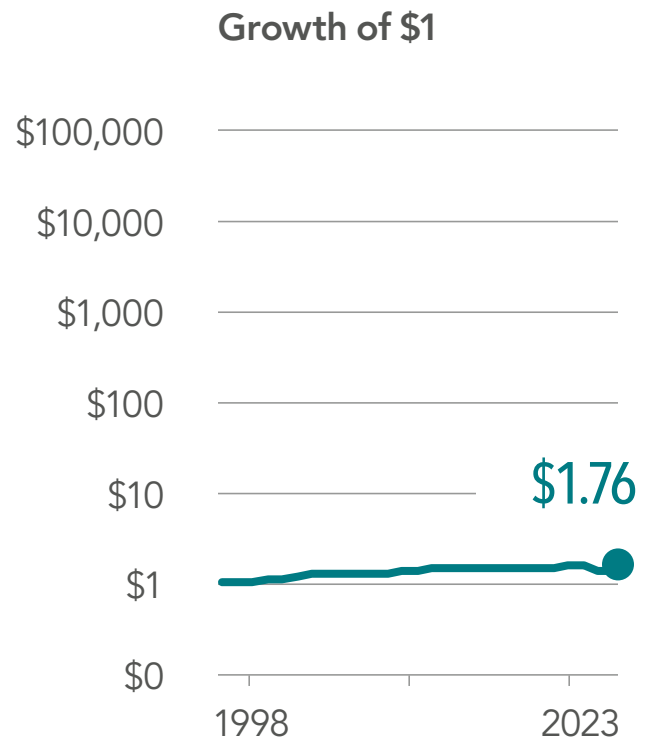

See Sources and Descriptions of Data.

	1998	1999	2000	2001	2002	2003	2004	2005	2006	2007	2008	2009	2010	2011	2012	2013	2014	2015	2016	2017	2018	2019	2020	2021	2022	2023
1998	2.3																									
1999	1.0	-0.3																								
2000	3.7	4.5	9.5																							
2001	4.4	5.1	7.8	6.2																						
2002	6.2	7.2	9.8	10.0	13.9																					
2003	6.2	7.0	9.0	8.8	10.1	6.4																				
2004	6.1	6.7	8.2	7.8	8.4	5.7	5.0																			
2005	5.2	5.6	6.7	6.1	6.1	3.6	2.2	-0.6																		
2006	4.4	4.6	5.4	4.7	4.4	2.2	0.8	-1.3	-2.0																	
2007	4.7	4.9	5.6	5.1	4.9	3.2	2.4	1.5	2.5	7.3																
2008	4.0	4.2	4.7	4.1	3.8	2.2	1.4	0.5	0.8	2.3	-2.4															
2009	4.4	4.6	5.1	4.6	4.4	3.1	2.5	2.0	2.7	4.3	2.9	8.5														
2010	4.4	4.6	5.0	4.6	4.4	3.3	2.8	2.5	3.1	4.4	3.5	6.6	4.7													
2011	4.8	5.0	5.5	5.1	5.0	4.0	3.7	3.6	4.3	5.6	5.1	7.8	7.5	10.3												
2012	4.8	5.0	5.4	5.1	5.0	4.1	3.9	3.8	4.4	5.5	5.1	7.1	6.7	7.7	5.1											
2013	3.8	3.9	4.2	3.9	3.7	2.8	2.4	2.1	2.5	3.1	2.5	3.5	2.3	1.5	-2.7	-10.0										
2014	3.8	3.9	4.2	3.8	3.6	2.8	2.5	2.2	2.5	3.1	2.5	3.4	2.4	1.8	-0.9	-3.8	2.9									
2015	3.4	3.5	3.7	3.4	3.2	2.4	2.1	1.8	2.0	2.5	1.9	2.6	1.6	1.0	-1.2	-3.2	0.3	-2.2								
2016	3.4	3.5	3.7	3.3	3.1	2.4	2.1	1.9	2.1	2.5	2.0	2.6	1.7	1.3	-0.5	-1.8	1.1	0.2	2.6							
2017	3.3	3.3	3.5	3.2	3.0	2.3	2.0	1.8	2.0	2.4	1.9	2.4	1.6	1.2	-0.2	-1.3	1.0	0.4	1.7	0.9						
2018	3.0	3.0	3.2	2.8	2.6	2.0	1.7	1.4	1.6	1.9	1.4	1.8	1.1	0.7	-0.7	-1.6	0.2	-0.5	0.1	-1.1	-3.1					
2019	3.1	3.1	3.3	3.0	2.8	2.2	1.9	1.7	1.9	2.2	1.8	2.2	1.6	1.2	0.2	-0.5	1.1	0.8	1.5	1.2	1.3	6.0				
2020	3.4	3.4	3.6	3.3	3.1	2.6	2.4	2.2	2.4	2.7	2.4	2.8	2.3	2.0	1.2	0.7	2.3	2.2	3.1	3.2	4.0	7.7	9.5			
2021	3.2	3.2	3.4	3.1	2.9	2.4	2.2	2.0	2.2	2.5	2.1	2.5	2.0	1.8	0.9	0.5	1.9	1.7	2.4	2.3	2.7	4.7	4.1	-1.0		
2022	2.3	2.3	2.4	2.1	1.9	1.3	1.1	0.8	0.9	1.1	0.7	0.9	0.4	0.0	-0.9	-1.4	-0.5	-0.9	-0.7	-1.2	-1.6	-1.2	-3.5	-9.5	-17.2	
2023	2.2	2.2	2.3	2.0	1.8	1.3	1.0	0.8	0.9	1.1	0.7	0.9	0.4	0.1	-0.7	-1.3	-0.4	-0.7	-0.5	-1.0	-1.3	-0.9	-2.5	-6.2	-8.8	0.5

Inflation: US Consumer Price Index

1926–2023

	1926	1927	1928	1929	1930	1931	1932	1933	1934	1935	1936	1937	1938	1939	1940	1941	1942	1943	1944	1945	1946	1947	1948	1949	1950	1951	1952	1953	1954	1955	1956	1957	1958	1959	1960	1961	1962	1963	1964	1965	1966	1967	1968	1969	1970	1971	1972	1973	1974	1975	1976	1977	1978	1979	1980	1981	1982	1983	1984	1985	1986	1987	1988	1989	1990	1991	1992	1993	1994	1995	1996	1997	1998	1999	2000	2001	2002	2003	2004	2005	2006	2007	2008	2009	2010	2011	2012	2013	2014	2015	2016	2017	2018	2019	2020	2021	2022	2023
1926	-1.1
1927	-1.7	-2.3
1928	-1.5	-1.7	-1.2
1929	-1.0	-1.0	-0.3	0.6
1930	-2.1	-2.3	-2.4	-3.0	-6.4
1931	-3.3	-3.8	-4.2	-5.1	-7.9	-9.3
1932	-4.4	-4.9	-5.4	-6.4	-8.7	-9.8	-10.3
1933	-3.7	-4.1	-4.4	-5.0	-6.4	-6.4	-4.9	0.8
1934	-3.2	-3.4	-3.6	-4.0	-4.9	-4.5	-2.8	1.1	1.5
1935	-2.6	-2.7	-2.8	-3.0	-3.6	-3.0	-1.4	1.8	2.2	3.0
1936	-2.2	-2.3	-2.3	-2.5	-2.9	-2.3	-0.8	1.7	2.0	2.2	1.4
1937	-1.8	-1.9	-1.8	-1.9	-2.2	-1.6	-0.2	1.9	2.2	2.4	2.2	2.9
1938	-1.9	-1.9	-1.9	-2.0	-2.3	-1.7	-0.6	1.1	1.2	1.1	0.5	0.0	-2.8
1939	-1.7	-1.8	-1.7	-1.8	-2.0	-1.5	-0.5	1.0	1.0	0.9	0.4	0.0	-1.4	0.0
1940	-1.6	-1.6	-1.6	-1.6	-1.8	-1.3	-0.4	0.9	0.9	0.9	0.4	0.2	-0.7	0.4	0.7
1941	-0.9	-0.9	-0.8	-0.8	-0.9	-0.3	0.6	1.9	2.0	2.1	2.0	2.1	1.9	3.5	5.2	9.9
1942	-0.3	-0.3	-0.2	-0.1	-0.1	0.4	1.3	2.6	2.8	2.9	2.9	3.2	3.3	4.8	6.5	9.5	9.0
1943	-0.2	-0.1	0.0	0.1	0.1	0.6	1.5	2.6	2.8	2.9	2.9	3.2	3.2	4.4	5.6	7.3	6.0	3.0
1944	0.0	0.0	0.2	0.3	0.2	0.7	1.5	2.6	2.8	2.9	2.9	3.0	3.1	4.1	4.9	6.0	4.7	2.6	2.3
1945	0.1	0.1	0.3	0.4	0.4	0.8	1.6	2.6	2.7	2.8	2.8	3.0	3.0	3.8	4.5	5.2	4.1	2.5	2.3	2.2
1946	0.9	1.0	1.2	1.3	1.3	1.8	2.6	3.6	3.8	4.0	4.1	4.4	4.6	5.5	6.3	7.3	6.8	6.2	7.3	9.9	18.1
1947	1.2	1.3	1.5	1.7	1.7	2.2	3.0	3.9	4.2	4.4	4.5	4.8	5.0	5.9	6.6	7.5	7.1	6.7	7.7	9.5	13.4	8.8
1948	1.3	1.4	1.6	1.7	1.8	2.3	3.0	3.9	4.1	4.3	4.4	4.6	4.8	5.6	6.2	6.9	6.5	6.1	6.7	7.9	9.8	5.9	3.0
1949	1.2	1.3	1.4	1.5	1.6	2.0	2.7	3.5	3.7	3.8	3.9	4.1	4.2	4.9	5.4	5.9	5.4	4.9	5.2	5.8	6.7	3.2	0.4	-2.1
1950	1.3	1.4	1.6	1.7	1.8	2.2	2.9	3.7	3.8	4.0	4.0	4.2	4.3	5.0	5.4	5.9	5.5	5.0	5.3	5.8	6.6	3.8	2.2	1.9	5.9
1951	1.5	1.6	1.8	1.9	2.0	2.4	3.0	3.8	3.9	4.1	4.2	4.3	4.5	5.0	5.5	5.9	5.5	5.1	5.4	5.8	6.5	4.3	3.2	3.2	6.0	6.0
1952	1.5	1.6	1.8	1.9	1.9	2.3	2.9	3.6	3.8	3.9	4.0	4.1	4.2	4.7	5.1	5.5	5.1	4.7	4.9	5.2	5.6	3.7	2.7	2.6	4.2	3.3	0.8
1953	1.5	1.6	1.7	1.8	1.9	2.3	2.8	3.5	3.6	3.7	3.8	3.9	4.0	4.4	4.8	5.1	4.7	4.3	4.5	4.7	5.0	3.3	2.4	2.2	3.3	2.5	0.8	0.7
1954	1.4	1.5	1.6	1.7	1.8	2.1	2.7	3.3	3.4	3.5	3.5	3.7	3.7	4.1	4.4	4.7	4.3	3.9	4.0	4.1	4.4	2.7	1.9	1.7	2.5	1.7	0.3	0.0	-0.7
1955	1.4	1.4	1.6	1.7	1.7	2.1	2.6	3.2	3.3	3.4	3.4	3.5	3.5	3.9	4.1	4.4	4.0	3.6	3.7	3.8	3.9	2.5	1.7	1.5	2.1	1.4	0.3	0.1	-0.2	0.4
1956	1.4	1.5	1.6	1.7	1.8	2.1	2.6	3.2	3.3	3.3	3.4	3.5	3.5	3.8	4.1	4.3	3.9	3.6	3.6	3.7	3.9	2.5	1.9	1.7	2.3	1.7	0.8	0.8	0.9	1.7	3.0
1957	1.5	1.5	1.7	1.8	1.8	2.1	2.6	3.1	3.2	3.3	3.3	3.4	3.5	3.8	4.0	4.2	3.9	3.5	3.6	3.7	3.8	2.6	2.0	1.8	2.3	1.8	1.2	1.2	1.4	2.1	2.9	2.9
1958	1.5	1.5	1.7	1.8	1.8	2.1	2.6	3.1	3.2	3.3	3.3	3.3	3.4	3.7	3.9	4.1	3.7	3.4	3.4	3.5	3.6	2.5	1.9	1.8	2.3	1.8	1.2	1.3	1.4	2.0	2.5	2.3	1.8
1959	1.5	1.5	1.7	1.8	1.8	2.1	2.5	3.0	3.1	3.2	3.2	3.3	3.3	3.6	3.8	3.9	3.6	3.3	3.3	3.4	3.5	2.4	1.9	1.8	2.2	1.8	1.3	1.4	1.5	1.9	2.3	2.1	1.7	1.7
1960	1.5	1.5	1.7	1.8	1.8	2.1	2.5	3.0	3.1	3.1	3.1	3.2	3.2	3.5	3.7	3.8	3.5	3.2	3.2	3.3	3.3	2.4	1.9	1.8	2.1	1.8	1.3	1.4	1.5	1.8	2.1	1.9	1.6	1.5	1.4
1961	1.4	1.5	1.6	1.7	1.8	2.0	2.4	2.9	3.0	3.0	3.0	3.1	3.1	3.4	3.5	3.7	3.4	3.1	3.1	3.1	3.2	2.2	1.8	1.7	2.0	1.7	1.2	1.3	1.4	1.7	1.9	1.7	1.4	1.3	1.0	0.7
1962	1.4	1.5	1.6	1.7	1.7	2.0	2.4	2.8	2.9	3.0	3.0	3.0	3.0	3.3	3.4	3.6	3.3	3.0	3.0	3.0	3.1	2.2	1.8	1.7	2.0	1.6	1.3	1.3	1.4	1.6	1.8	1.6	1.4	1.3	1.1	1.0	1.3
1963	1.4	1.5	1.6	1.7	1.7	2.0	2.4	2.8	2.9	2.9	2.9	3.0	3.0	3.2	3.4	3.5	3.2	2.9	2.9	2.9	3.0	2.2	1.8	1.7	1.9	1.6	1.3	1.3	1.4	1.6	1.8	1.6	1.4	1.3	1.3	1.2	1.5	1.6
1964	1.4	1.5	1.6	1.7	1.7	2.0	2.3	2.7	2.8	2.9	2.9	2.9	2.9	3.1	3.3	3.4	3.1	2.8	2.8	2.8	2.9	2.1	1.7	1.6	1.9	1.6	1.3	1.3	1.4	1.6	1.7	1.5	1.4	1.3	1.2	1.2	1.3	1.3	1.0
1965	1.4	1.5	1.6	1.7	1.7	2.0	2.3	2.7	2.8	2.8	2.8	2.9	2.9	3.1	3.2	3.3	3.0	2.8	2.8	2.8	2.8	2.1	1.7	1.6	1.9	1.6	1.3	1.4	1.4	1.6	1.7	1.6	1.4	1.4	1.3	1.3	1.5	1.5	1.4	1.9
1966	1.5	1.6	1.7	1.7	1.8	2.0	2.3	2.7	2.8	2.8	2.8	2.9	2.9	3.1	3.2	3.3	3.1	2.8	2.8	2.8	2.9	2.1	1.8	1.7	2.0	1.7	1.5	1.5	1.6	1.8	1.9	1.8	1.6	1.6	1.6	1.7	1.9	2.0	2.1	2.7	3.5
1967	1.5	1.6	1.7	1.8	1.8	2.0	2.4	2.8	2.8	2.9	2.8	2.9	2.9	3.1	3.2	3.3	3.1	2.8	2.8	2.8	2.9	2.2	1.9	1.8	2.0	1.8	1.6	1.6	1.7	1.9	2.0	1.9	1.8	1.8	1.8	1.9	2.1	2.2	2.3	2.8	3.2	3.0
1968	1.6	1.7	1.8	1.8	1.9	2.1	2.4	2.8	2.9	2.9	2.9	3.0	3.0	3.2	3.3	3.4	3.1	2.9	2.9	2.9	2.9	2.3	2.0	2.0	2.2	2.0	1.7	1.8	1.9	2.1	2.2	2.1	2.0	2.1	2.1	2.2	2.4	2.6	2.8	3.3	3.7	3.9	4.7
1969	1.7	1.8	1.9	1.9	2.0	2.2	2.5	2.9	3.0	3.0	3.0	3.0	3.1	3.2	3.4	3.4	3.2	3.0	3.0	3.0	3.1	2.5	2.2	2.2	2.4	2.2	2.0	2.1	2.1	2.3	2.5	2.4	2.4	2.4	2.5	2.6	2.9	3.1	3.4	3.9	4.3	4.6	5.5	6.2
1970	1.8	1.9	2.0	2.0	2.1	2.3	2.6	3.0	3.0	3.1	3.1	3.1	3.1	3.3	3.4	3.5	3.3	3.1	3.1	3.1	3.2	2.6	2.3	2.3	2.5	2.4	2.2	2.2	2.3	2.5	2.7	2.6	2.6	2.7	2.8	2.9	3.2	3.4	3.7	4.1	4.6	4.9	5.5	5.9	5.6
1971	1.8	1.9	2.0	2.1	2.1	2.3	2.6	3.0	3.0	3.1	3.1	3.1	3.1	3.3	3.4	3.5	3.3	3.1	3.1	3.1	3.2	2.6	2.4	2.3	2.6	2.4	2.2	2.3	2.4	2.6	2.7	2.7	2.7	2.7	2.8	3.0	3.2	3.4	3.6	4.0	4.4	4.6	4.9	5.0	4.4	3.3
1972	1.9	1.9	2.0	2.1	2.1	2.3	2.6	3.0	3.0	3.1	3.1	3.1	3.1	3.3	3.4	3.5	3.3	3.1	3.1	3.2	3.2	2.7	2.4	2.4	2.6	2.4	2.3	2.4	2.4	2.6	2.7	2.7	2.7	2.8	2.9	3.0	3.2	3.4	3.6	3.9	4.2	4.4	4.6	4.6	4.1	3.3	3.4
1973	2.0	2.1	2.2	2.2	2.3	2.5	2.8	3.1	3.2	3.2	3.2	3.3	3.3	3.5	3.6	3.7	3.5	3.3	3.3	3.3	3.4	2.9	2.7	2.6	2.8	2.7	2.6	2.6	2.7	2.9	3.1	3.1	3.1	3.2	3.3	3.4	3.7	3.9	4.1	4.5	4.8	5.0	5.3	5.4	5.2	5.1	6.0	8.7
1974	2.2	2.3	2.4	2.4	2.5	2.7	3.0	3.3	3.4	3.4	3.5	3.5	3.5	3.7	3.8	3.9	3.7	3.6	3.6	3.6	3.7	3.2	3.0	3.0	3.2	3.1	3.0	3.1	3.2	3.4	3.5	3.6	3.6	3.7	3.9	4.0	4.3	4.6	4.8	5.2	5.6	5.9	6.3	6.5	6.6	6.9	8.1	10.5	12.3
1975	2.3	2.4	2.5	2.5	2.6	2.8	3.1	3.4	3.5	3.5	3.5	3.6	3.6	3.8	3.9	4.0	3.8	3.7	3.7	3.7	3.8	3.3	3.1	3.1	3.3	3.2	3.1	3.2	3.3	3.5	3.7	3.7	3.8	3.9	4.1	4.2	4.5	4.7	5.0	5.4	5.7	6.0	6.4	6.6	6.7	6.9	7.8	9.3	9.6	6.9
1976	2.3	2.4	2.5	2.6	2.6	2.8	3.1	3.4	3.5	3.6	3.6	3.6	3.6	3.8	3.9	4.0	3.9	3.7	3.7	3.8	3.8	3.4	3.2	3.2	3.4	3.3	3.2	3.3	3.4	3.6	3.8	3.8	3.8	4.0	4.1	4.3	4.5	4.7	5.0	5.3	5.6	5.9	6.2	6.4	6.4	6.5	7.2	8.2	8.0	5.9	4.9
1977	2.4	2.5	2.6	2.7	2.7	2.9	3.2	3.5	3.6	3.6	3.6	3.7	3.7	3.9	4.0	4.1	3.9	3.8	3.8	3.9	3.9	3.5	3.3	3.3	3.5	3.4	3.3	3.4	3.5	3.7	3.9	3.9	4.0	4.1	4.2	4.4	4.7	4.9	5.1	5.4	5.7	5.9	6.2	6.4	6.4	6.6	7.1	7.9	7.7	6.2	5.8	6.7
1978	2.5	2.6	2.7	2.8	2.8	3.0	3.3	3.6	3.7	3.8	3.8	3.8	3.8	4.0	4.1	4.2	4.1	3.9	4.0	4.0	4.1	3.6	3.5	3.5	3.7	3.6	3.5	3.6	3.8	4.0	4.1	4.2	4.2	4.3	4.5	4.7	4.9	5.1	5.4	5.7	6.0	6.2	6.5	6.7	6.7	6.9	7.4	8.1	7.9	6.9	6.8	7.9	9.0
1979	2.7	2.8	2.9	3.0	3.0	3.2	3.5	3.8	3.9	4.0	4.0	4.0	4.1	4.2	4.3	4.4	4.3	4.2	4.2	4.3	4.3	3.9	3.8	3.8	4.0	3.9	3.9	4.0	4.1	4.3	4.5	4.5	4.6	4.8	4.9	5.1	5.4	5.6	5.8	6.2	6.5	6.7	7.0	7.3	7.4	7.6	8.1	8.8	8.8	8.1	8.4	9.6	11.1	13.3
1980	2.9	3.0	3.1	3.2	3.2	3.4	3.7	4.0	4.1	4.1	4.2	4.2	4.3	4.4	4.5	4.6	4.5	4.4	4.4	4.5	4.5	4.2	4.0	4.1	4.3	4.2	4.2	4.3	4.4	4.6	4.8	4.9	5.0	5.1	5.3	5.5	5.7	6.0	6.2	6.6	6.9	7.1	7.5	7.7	7.8	8.0	8.6	9.3	9.3	8.8	9.2	10.3	11.6	12.9	12.5
1981	3.0	3.1	3.2	3.3	3.3	3.5	3.8	4.1	4.2	4.2	4.3	4.3	4.4	4.5	4.6	4.7	4.6	4.5	4.5	4.6	4.7	4.3	4.2	4.2	4.4	4.4	4.3	4.4	4.6	4.8	4.9	5.0	5.1	5.3	5.4	5.6	5.9	6.1	6.4	6.7	7.0	7.2	7.6	7.8	7.9	8.1	8.6	9.2	9.3	8.9	9.2	10.1	10.9	11.6	10.7	8.9
1982	3.0	3.1	3.2	3.3	3.3	3.5	3.8	4.1	4.2	4.2	4.2	4.3	4.3	4.5	4.6	4.7	4.6	4.5	4.5	4.6	4.6	4.3	4.2	4.2	4.4	4.3	4.3	4.4	4.5	4.7	4.9	5.0	5.1	5.2	5.4	5.5	5.8	6.0	6.2	6.5	6.8	7.0	7.3	7.5	7.6	7.8	8.2	8.7	8.7	8.2	8.4	9.0	9.5	9.6	8.4	6.3	3.8
1983	3.0	3.1	3.2	3.3	3.3	3.5	3.8	4.1	4.2	4.2	4.2	4.3	4.3	4.5	4.6	4.7	4.6	4.5	4.5	4.6	4.6	4.3	4.2	4.2	4.4	4.3	4.3	4.4	4.5	4.7	4.9	4.9	5.0	5.1	5.3	5.5	5.7	5.9	6.1	6.4	6.6	6.8	7.1	7.2	7.3	7.5	7.8	8.2	8.2	7.7	7.8	8.2	8.5	8.4	7.2	5.5	3.8	3.8
1984	3.0	3.1	3.2	3.3	3.3	3.5	3.8	4.1	4.2	4.2	4.2	4.3	4.3	4.5	4.6	4.7	4.6	4.5	4.5	4.5	4.6	4.3	4.1	4.2	4.4	4.3	4.3	4.4	4.5	4.7	4.8	4.9	5.0	5.1	5.2	5.4	5.6	5.8	6.0	6.3	6.5	6.7	6.9	7.0	7.1	7.2	7.5	7.9	7.8	7.3	7.4	7.7	7.8	7.6	6.5	5.1	3.9	3.9	3.9
1985	3.1	3.1	3.2	3.3	3.4	3.5	3.8	4.1	4.1	4.2	4.2	4.3	4.3	4.5	4.6	4.7	4.5	4.4	4.5	4.5	4.6	4.3	4.1	4.2	4.3	4.3	4.3	4.4	4.5	4.7	4.8	4.9	4.9	5.1	5.2	5.3	5.5	5.7	5.9	6.2	6.4	6.5	6.7	6.8	6.9	7.0	7.2	7.5	7.4	7.0	7.0	7.3	7.3	7.1	6.1	4.8	3.8	3.8	3.9	3.8
1986	3.0	3.1	3.2	3.3	3.3	3.5	3.7	4.0	4.1	4.1	4.2	4.2	4.2	4.4	4.5	4.6	4.5	4.4	4.4	4.4	4.5	4.2	4.1	4.1	4.3	4.2	4.2	4.3	4.4	4.5	4.7	4.7	4.8	4.9	5.0	5.2	5.4	5.5	5.7	5.9	6.1	6.2	6.4	6.5	6.5	6.6	6.8	7.1	6.9	6.5	6.5	6.6	6.6	6.3	5.4	4.2	3.3	3.2	2.9	2.4	1.1
1987	3.1	3.1	3.2	3.3	3.3	3.5	3.8	4.0	4.1	4.1	4.2	4.2	4.3	4.4	4.5	4.6	4.5	4.4	4.4	4.4	4.5	4.2	4.1	4.1	4.3	4.2	4.2	4.3	4.4	4.5	4.7	4.7	4.8	4.9	5.0	5.1	5.3	5.5	5.6	5.9	6.0	6.2	6.3	6.4	6.4	6.5	6.7	6.9	6.8	6.3	6.3	6.4	6.4	6.1	5.2	4.2	3.5	3.4	3.3	3.1	2.8	4.4
1988	3.1	3.1	3.2	3.3	3.4	3.5	3.8	4.0	4.1	4.2	4.2	4.2	4.3	4.4	4.5	4.6	4.5	4.4	4.4	4.4	4.5	4.2	4.1	4.1	4.3	4.2	4.2	4.3	4.4	4.5	4.7	4.7	4.8	4.9	5.0	5.1	5.3	5.4	5.6	5.8	6.0	6.1	6.2	6.3	6.3	6.3	6.5	6.7	6.6	6.2	6.1	6.3	6.2	5.9	5.1	4.3	3.6	3.6	3.5	3.4	3.3	4.4	4.4
1989	3.1	3.2	3.3	3.3	3.4	3.6	3.8	4.1	4.1	4.2	4.2	4.2	4.3	4.4	4.5	4.6	4.5	4.4	4.4	4.4	4.5	4.2	4.1	4.1	4.3	4.2	4.2	4.3	4.4	4.5	4.7	4.7	4.8	4.9	5.0	5.1	5.3	5.4	5.6	5.7	5.9	6.0	6.2	6.2	6.2	6.3	6.4	6.6	6.5	6.1	6.0	6.1	6.1	5.8	5.1	4.3	3.7	3.7	3.7	3.7	3.6	4.5	4.5	4.6
1990	3.1	3.2	3.3	3.4	3.4	3.6	3.8	4.1	4.1	4.2	4.2	4.3	4.3	4.4	4.5	4.6	4.5	4.4	4.4	4.5	4.5	4.2	4.1	4.2	4.3	4.3	4.2	4.3	4.4	4.6	4.7	4.8	4.8	4.9	5.0	5.1	5.3	5.4	5.6	5.8	5.9	6.0	6.2	6.2	6.2	6.2	6.4	6.6	6.5	6.1	6.0	6.1	6.1	5.8	5.2	4.5	4.0	4.0	4.1	4.1	4.1	4.9	5.1	5.4	6.1
1991	3.1	3.2	3.3	3.4	3.4	3.6	3.8	4.1	4.1	4.2	4.2	4.2	4.3	4.4	4.5	4.6	4.5	4.4	4.4	4.5	4.5	4.2	4.1	4.1	4.3	4.3	4.2	4.3	4.4	4.5	4.7	4.7	4.8	4.8	4.9	5.1	5.2	5.4	5.5	5.7	5.8	5.9	6.0	6.1	6.1	6.1	6.2	6.4	6.3	5.9	5.9	5.9	5.9	5.6	5.0	4.4	3.9	3.9	3.9	3.9	3.9	4.5	4.6	4.6	4.6	3.1
1992	3.1	3.2	3.3	3.4	3.4	3.6	3.8	4.1	4.1	4.2	4.2	4.2	4.2	4.4	4.5	4.5	4.4	4.3	4.4	4.4	4.5	4.2	4.1	4.1	4.3	4.2	4.2	4.3	4.4	4.5	4.6	4.7	4.7	4.8	4.9	5.0	5.1	5.3	5.4	5.6	5.7	5.8	5.9	5.9	5.9	5.9	6.1	6.2	6.1	5.7	5.7	5.7	5.7	5.4	4.8	4.2	3.8	3.8	3.8	3.8	3.8	4.3	4.2	4.2	4.0	3.0	2.9
1993	3.1	3.2	3.3	3.4	3.4	3.6	3.8	4.0	4.1	4.1	4.1	4.2	4.2	4.4	4.4	4.5	4.4	4.3	4.3	4.4	4.4	4.2	4.1	4.1	4.2	4.2	4.1	4.2	4.3	4.4	4.6	4.6	4.6	4.7	4.8	4.9	5.1	5.2	5.3	5.5	5.6	5.7	5.8	5.8	5.8	5.8	5.9	6.0	5.9	5.6	5.5	5.6	5.5	5.2	4.7	4.1	3.7	3.7	3.7	3.7	3.7	4.0	4.0	3.9	3.7	2.9	2.8	2.7
1994	3.1	3.2	3.3	3.3	3.4	3.5	3.8	4.0	4.1	4.1	4.1	4.2	4.2	4.3	4.4	4.5	4.4	4.3	4.3	4.4	4.4	4.1	4.0	4.1	4.2	4.2	4.1	4.2	4.3	4.4	4.5	4.5	4.6	4.7	4.8	4.9	5.0	5.1	5.2	5.4	5.5	5.6	5.7	5.7	5.7	5.7	5.8	5.9	5.8	5.4	5.4	5.4	5.3	5.1	4.6	4.0	3.6	3.6	3.6	3.6	3.6	3.9	3.8	3.7	3.5	2.8	2.8	2.7	2.7
1995	3.1	3.2	3.3	3.3	3.4	3.5	3.7	4.0	4.0	4.1	4.1	4.1	4.2	4.3	4.4	4.4	4.3	4.3	4.3	4.3	4.4	4.1	4.0	4.0	4.2	4.1	4.1	4.2	4.2	4.4	4.5	4.5	4.5	4.6	4.7	4.8	4.9	5.0	5.1	5.3	5.4	5.5	5.5	5.6	5.5	5.5	5.6	5.7	5.6	5.3	5.2	5.2	5.2	4.9	4.4	3.9	3.6	3.5	3.5	3.5	3.5	3.7	3.6	3.5	3.3	2.8	2.7	2.7	2.6	2.5
1996	3.1	3.2	3.3	3.3	3.4	3.5	3.7	4.0	4.0	4.1	4.1	4.1	4.2	4.3	4.4	4.4	4.3	4.2	4.3	4.3	4.3	4.1	4.0	4.0	4.1	4.1	4.1	4.1	4.2	4.3	4.4	4.5	4.5	4.6	4.7	4.8	4.9	5.0	5.1	5.2	5.3	5.4	5.5	5.5	5.5	5.5	5.6	5.6	5.5	5.2	5.1	5.1	5.1	4.8	4.4	3.9	3.5	3.5	3.5	3.5	3.4	3.7	3.6	3.5	3.3	2.9	2.8	2.8	2.8	2.9	3.3
1997	3.1	3.2	3.2	3.3	3.3	3.5	3.7	3.9	4.0	4.0	4.0	4.1	4.1	4.2	4.3	4.4	4.3	4.2	4.2	4.2	4.3	4.0	3.9	4.0	4.1	4.0	4.0	4.1	4.2	4.3	4.4	4.4	4.4	4.5	4.6	4.7	4.8	4.9	5.0	5.1	5.2	5.3	5.3	5.4	5.3	5.3	5.4	5.5	5.3	5.1	5.0	5.0	4.9	4.7	4.2	3.7	3.4	3.4	3.4	3.3	3.3	3.5	3.4	3.3	3.1	2.7	2.6	2.6	2.6	2.5	2.5	1.7
1998	3.1	3.1	3.2	3.3	3.3	3.5	3.7	3.9	4.0	4.0	4.0	4.0	4.1	4.2	4.3	4.3	4.2	4.1	4.2	4.2	4.2	4.0	3.9	3.9	4.0	4.0	4.0	4.0	4.1	4.2	4.3	4.3	4.4	4.4	4.5	4.6	4.7	4.8	4.9	5.0	5.1	5.1	5.2	5.2	5.2	5.2	5.3	5.3	5.2	4.9	4.8	4.8	4.7	4.5	4.1	3.6	3.3	3.3	3.3	3.2	3.2	3.3	3.2	3.1	3.0	2.6	2.5	2.4	2.4	2.3	2.2	1.7	1.6
1999	3.1	3.1	3.2	3.3	3.3	3.5	3.7	3.9	3.9	4.0	4.0	4.0	4.0	4.2	4.2	4.3	4.2	4.1	4.1	4.2	4.2	4.0	3.9	3.9	4.0	4.0	3.9	4.0	4.1	4.2	4.3	4.3	4.3	4.4	4.5	4.5	4.6	4.7	4.8	4.9	5.0	5.1	5.1	5.1	5.1	5.1	5.2	5.2	5.1	4.8	4.7	4.7	4.6	4.4	4.0	3.6	3.3	3.3	3.2	3.2	3.1	3.3	3.2	3.1	2.9	2.6	2.5	2.5	2.4	2.4	2.3	2.0	2.1	2.7
2000	3.1	3.1	3.2	3.3	3.3	3.5	3.7	3.9	3.9	4.0	4.0	4.0	4.0	4.1	4.2	4.3	4.2	4.1	4.1	4.2	4.2	3.9	3.9	3.9	4.0	4.0	3.9	4.0	4.1	4.2	4.2	4.3	4.3	4.4	4.4	4.5	4.6	4.7	4.8	4.9	5.0	5.0	5.1	5.1	5.1	5.0	5.1	5.2	5.0	4.8	4.7	4.7	4.6	4.4	4.0	3.6	3.3	3.3	3.2	3.2	3.1	3.3	3.2	3.1	3.0	2.7	2.6	2.6	2.6	2.5	2.5	2.3	2.6	3.0	3.4
2001	3.1	3.1	3.2	3.3	3.3	3.4	3.6	3.8	3.9	3.9	3.9	4.0	4.0	4.1	4.2	4.2	4.1	4.1	4.1	4.1	4.1	3.9	3.8	3.8	3.9	3.9	3.9	3.9	4.0	4.1	4.2	4.2	4.2	4.3	4.4	4.4	4.5	4.6	4.7	4.8	4.9	4.9	5.0	5.0	4.9	4.9	5.0	5.0	4.9	4.6	4.6	4.5	4.5	4.3	3.9	3.5	3.2	3.2	3.1	3.1	3.0	3.2	3.1	3.0	2.9	2.6	2.5	2.5	2.4	2.4	2.4	2.2	2.3	2.5	2.5	1.6
2002	3.0	3.1	3.2	3.2	3.3	3.4	3.6	3.8	3.9	3.9	3.9	4.0	4.0	4.1	4.1	4.2	4.1	4.0	4.0	4.1	4.1	3.9	3.8	3.8	3.9	3.9	3.8	3.9	4.0	4.1	4.1	4.2	4.2	4.3	4.3	4.4	4.5	4.6	4.6	4.7	4.8	4.8	4.9	4.9	4.9	4.8	4.9	4.9	4.8	4.6	4.5	4.5	4.4	4.2	3.8	3.4	3.2	3.1	3.1	3.1	3.0	3.1	3.0	2.9	2.8	2.5	2.5	2.5	2.4	2.4	2.4	2.2	2.3	2.5	2.4	2.0	2.4
2003	3.0	3.1	3.2	3.2	3.3	3.4	3.6	3.8	3.8	3.9	3.9	3.9	3.9	4.0	4.1	4.2	4.1	4.0	4.0	4.0	4.1	3.8	3.8	3.8	3.9	3.8	3.8	3.9	3.9	4.0	4.1	4.1	4.1	4.2	4.3	4.3	4.4	4.5	4.6	4.7	4.7	4.8	4.8	4.8	4.8	4.8	4.8	4.8	4.7	4.5	4.4	4.4	4.3	4.1	3.7	3.4	3.1	3.1	3.0	3.0	2.9	3.1	3.0	2.9	2.7	2.5	2.4	2.4	2.4	2.3	2.3	2.2	2.2	2.4	2.3	1.9	2.1	1.9
2004	3.0	3.1	3.2	3.2	3.3	3.4	3.6	3.8	3.8	3.9	3.9	3.9	3.9	4.0	4.1	4.2	4.1	4.0	4.0	4.0	4.1	3.8	3.7	3.8	3.9	3.8	3.8	3.8	3.9	4.0	4.1	4.1	4.1	4.2	4.2	4.3	4.4	4.5	4.5	4.6	4.7	4.7	4.8	4.8	4.7	4.7	4.8	4.8	4.7	4.4	4.3	4.3	4.2	4.1	3.7	3.3	3.1	3.1	3.0	3.0	3.0	3.1	3.0	2.9	2.8	2.5	2.5	2.5	2.5	2.4	2.4	2.3	2.4	2.5	2.5	2.3	2.5	2.6	3.3
2005	3.0	3.1	3.2	3.2	3.3	3.4	3.6	3.8	3.8	3.9	3.9	3.9	3.9	4.0	4.1	4.1	4.1	4.0	4.0	4.0	4.0	3.8	3.7	3.8	3.9	3.8	3.8	3.8	3.9	4.0	4.1	4.1	4.1	4.2	4.2	4.3	4.4	4.4	4.5	4.6	4.7	4.7	4.7	4.7	4.7	4.7	4.7	4.8	4.6	4.4	4.3	4.3	4.2	4.0	3.7	3.4	3.1	3.1	3.1	3.0	3.0	3.1	3.0	2.9	2.8	2.6	2.6	2.5	2.5	2.5	2.5	2.4	2.5	2.6	2.6	2.5	2.7	2.8	3.3	3.4
2006	3.0	3.1	3.2	3.2	3.2	3.4	3.6	3.8	3.8	3.8	3.9	3.9	3.9	4.0	4.1	4.1	4.0	4.0	4.0	4.0	4.0	3.8	3.7	3.7	3.8	3.8	3.8	3.8	3.9	4.0	4.0	4.1	4.1	4.1	4.2	4.2	4.3	4.4	4.5	4.5	4.6	4.6	4.7	4.7	4.6	4.6	4.7	4.7	4.6	4.3	4.3	4.2	4.1	4.0	3.6	3.3	3.1	3.1	3.0	3.0	3.0	3.1	3.0	2.9	2.8	2.6	2.6	2.5	2.5	2.5	2.5	2.4	2.5	2.6	2.6	2.5	2.7	2.8	3.1	3.0	2.5
2007	3.0	3.1	3.2	3.2	3.3	3.4	3.6	3.8	3.8	3.8	3.9	3.9	3.9	4.0	4.1	4.1	4.0	4.0	4.0	4.0	4.0	3.8	3.7	3.7	3.8	3.8	3.8	3.8	3.9	4.0	4.0	4.1	4.1	4.1	4.2	4.2	4.3	4.4	4.5	4.5	4.6	4.6	4.7	4.7	4.6	4.6	4.6	4.7	4.6	4.3	4.2	4.2	4.1	4.0	3.7	3.3	3.1	3.1	3.1	3.0	3.0	3.1	3.0	3.0	2.9	2.7	2.7	2.6	2.6	2.6	2.6	2.6	2.7	2.8	2.8	2.7	2.9	3.0	3.3	3.3	3.3	4.1
2008	3.0	3.1	3.1	3.2	3.2	3.3	3.5	3.7	3.8	3.8	3.8	3.8	3.8	3.9	4.0	4.1	4.0	3.9	3.9	3.9	4.0	3.7	3.7	3.7	3.8	3.7	3.7	3.8	3.8	3.9	4.0	4.0	4.0	4.0	4.1	4.2	4.2	4.3	4.4	4.4	4.5	4.5	4.6	4.5	4.5	4.5	4.5	4.5	4.4	4.2	4.1	4.1	4.0	3.8	3.5	3.2	3.0	3.0	3.0	2.9	2.9	3.0	2.9	2.8	2.7	2.5	2.5	2.5	2.5	2.5	2.4	2.4	2.4	2.5	2.5	2.4	2.5	2.5	2.7	2.5	2.2	2.1	0.1
2009	3.0	3.1	3.1	3.2	3.2	3.3	3.5	3.7	3.7	3.8	3.8	3.8	3.8	3.9	4.0	4.0	3.9	3.9	3.9	3.9	3.9	3.7	3.6	3.7	3.8	3.7	3.7	3.7	3.8	3.9	3.9	4.0	4.0	4.0	4.1	4.1	4.2	4.3	4.3	4.4	4.4	4.5	4.5	4.5	4.5	4.4	4.5	4.5	4.4	4.2	4.1	4.1	4.0	3.8	3.5	3.2	3.0	3.0	3.0	2.9	2.9	3.0	2.9	2.8	2.7	2.6	2.5	2.5	2.5	2.5	2.5	2.4	2.5	2.5	2.5	2.4	2.5	2.6	2.7	2.6	2.3	2.3	1.4	2.7
2010	3.0	3.0	3.1	3.2	3.2	3.3	3.5	3.7	3.7	3.7	3.8	3.8	3.8	3.9	4.0	4.0	3.9	3.8	3.9	3.9	3.9	3.7	3.6	3.6	3.7	3.7	3.6	3.7	3.7	3.8	3.9	3.9	3.9	4.0	4.0	4.1	4.1	4.2	4.3	4.3	4.4	4.4	4.4	4.4	4.4	4.4	4.4	4.4	4.3	4.1	4.0	4.0	3.9	3.7	3.4	3.2	3.0	2.9	2.9	2.9	2.8	2.9	2.8	2.8	2.7	2.5	2.5	2.4	2.4	2.4	2.4	2.3	2.4	2.5	2.4	2.3	2.4	2.4	2.5	2.4	2.2	2.1	1.4	2.1	1.5
2011	3.0	3.0	3.1	3.2	3.2	3.3	3.5	3.7	3.7	3.7	3.7	3.8	3.8	3.9	3.9	4.0	3.9	3.8	3.8	3.9	3.9	3.7	3.6	3.6	3.7	3.7	3.6	3.7	3.7	3.8	3.9	3.9	3.9	4.0	4.0	4.0	4.1	4.2	4.2	4.3	4.4	4.4	4.4	4.4	4.4	4.3	4.3	4.4	4.3	4.1	4.0	3.9	3.9	3.7	3.4	3.1	3.0	2.9	2.9	2.9	2.8	2.9	2.8	2.8	2.7	2.5	2.5	2.5	2.5	2.4	2.4	2.4	2.4	2.5	2.5	2.4	2.5	2.5	2.6	2.5	2.3	2.3	1.8	2.4	2.2	3.0
2012	3.0	3.0	3.1	3.1	3.2	3.3	3.5	3.6	3.7	3.7	3.7	3.7	3.8	3.9	3.9	4.0	3.9	3.8	3.8	3.8	3.9	3.7	3.6	3.6	3.7	3.6	3.6	3.7	3.7	3.8	3.8	3.9	3.9	3.9	4.0	4.0	4.1	4.1	4.2	4.2	4.3	4.3	4.3	4.3	4.3	4.3	4.3	4.3	4.2	4.0	3.9	3.9	3.8	3.7	3.4	3.1	2.9	2.9	2.9	2.8	2.8	2.9	2.8	2.7	2.6	2.5	2.5	2.4	2.4	2.4	2.4	2.3	2.4	2.4	2.4	2.3	2.4	2.4	2.5	2.4	2.2	2.2	1.8	2.2	2.1	2.3	1.7
2013	3.0	3.0	3.1	3.1	3.2	3.3	3.4	3.6	3.7	3.7	3.7	3.7	3.7	3.8	3.9	3.9	3.8	3.8	3.8	3.8	3.8	3.6	3.5	3.6	3.6	3.6	3.6	3.6	3.7	3.7	3.8	3.8	3.8	3.9	3.9	4.0	4.0	4.1	4.1	4.2	4.2	4.3	4.3	4.3	4.2	4.2	4.2	4.2	4.1	3.9	3.8	3.8	3.7	3.6	3.3	3.1	2.9	2.8	2.8	2.8	2.7	2.8	2.7	2.7	2.6	2.4	2.4	2.4	2.4	2.4	2.3	2.3	2.3	2.4	2.4	2.3	2.3	2.3	2.4	2.3	2.1	2.1	1.7	2.1	1.9	2.1	1.6	1.5
2014	2.9	3.0	3.0	3.1	3.1	3.2	3.4	3.6	3.6	3.6	3.7	3.7	3.7	3.8	3.8	3.9	3.8	3.7	3.7	3.8	3.8	3.6	3.5	3.5	3.6	3.6	3.5	3.6	3.6	3.7	3.7	3.8	3.8	3.8	3.9	3.9	4.0	4.0	4.1	4.1	4.2	4.2	4.2	4.2	4.1	4.1	4.1	4.2	4.0	3.8	3.8	3.7	3.7	3.5	3.2	3.0	2.8	2.8	2.7	2.7	2.7	2.7	2.7	2.6	2.5	2.4	2.3	2.3	2.3	2.3	2.3	2.2	2.2	2.3	2.2	2.2	2.2	2.2	2.2	2.1	2.0	1.9	1.6	1.9	1.7	1.7	1.3	1.1	0.8
2015	2.9	3.0	3.0	3.1	3.1	3.2	3.4	3.5	3.6	3.6	3.6	3.6	3.7	3.7	3.8	3.8	3.8	3.7	3.7	3.7	3.7	3.5	3.5	3.5	3.6	3.5	3.5	3.5	3.6	3.6	3.7	3.7	3.7	3.8	3.8	3.8	3.9	3.9	4.0	4.1	4.1	4.1	4.1	4.1	4.1	4.0	4.1	4.1	4.0	3.8	3.7	3.7	3.6	3.4	3.2	2.9	2.8	2.7	2.7	2.6	2.6	2.7	2.6	2.5	2.4	2.3	2.3	2.2	2.2	2.2	2.2	2.1	2.1	2.2	2.1	2.1	2.1	2.1	2.1	2.0	1.9	1.8	1.5	1.7	1.5	1.5	1.2	1.0	0.7	0.7
2016	2.9	2.9	3.0	3.1	3.1	3.2	3.4	3.5	3.6	3.6	3.6	3.6	3.6	3.7	3.8	3.8	3.7	3.7	3.7	3.7	3.7	3.5	3.4	3.4	3.5	3.5	3.5	3.5	3.5	3.6	3.7	3.7	3.7	3.7	3.8	3.8	3.9	3.9	4.0	4.0	4.1	4.1	4.1	4.1	4.0	4.0	4.0	4.0	3.9	3.7	3.7	3.6	3.5	3.4	3.1	2.9	2.7	2.7	2.7	2.6	2.6	2.6	2.6	2.5	2.4	2.3	2.3	2.2	2.2	2.2	2.2	2.1	2.1	2.2	2.1	2.1	2.1	2.1	2.1	2.0	1.9	1.8	1.6	1.7	1.6	1.6	1.4	1.3	1.2	1.4	2.1
2017	2.9	2.9	3.0	3.0	3.1	3.2	3.3	3.5	3.5	3.6	3.6	3.6	3.6	3.7	3.7	3.8	3.7	3.6	3.6	3.7	3.7	3.5	3.4	3.4	3.5	3.5	3.4	3.5	3.5	3.6	3.6	3.7	3.7	3.7	3.7	3.8	3.8	3.9	3.9	4.0	4.0	4.0	4.0	4.0	4.0	4.0	4.0	4.0	3.9	3.7	3.6	3.6	3.5	3.4	3.1	2.9	2.7	2.7	2.7	2.6	2.6	2.6	2.6	2.5	2.4	2.3	2.3	2.2	2.2	2.2	2.2	2.1	2.1	2.2	2.1	2.1	2.1	2.1	2.1	2.0	1.9	1.8	1.6	1.8	1.7	1.7	1.5	1.4	1.4	1.6	2.1	2.1
2018	2.9	2.9	3.0	3.0	3.1	3.2	3.3	3.5	3.5	3.6	3.6	3.6	3.6	3.7	3.7	3.8	3.7	3.6	3.6	3.6	3.7	3.5	3.4	3.4	3.5	3.5	3.4	3.5	3.5	3.6	3.6	3.6	3.6	3.7	3.7	3.7	3.8	3.8	3.9	3.9	4.0	4.0	4.0	4.0	3.9	3.9	3.9	3.9	3.8	3.6	3.6	3.5	3.5	3.3	3.1	2.9	2.7	2.7	2.6	2.6	2.6	2.6	2.5	2.5	2.4	2.3	2.2	2.2	2.2	2.2	2.2	2.1	2.1	2.2	2.1	2.1	2.1	2.1	2.1	2.0	1.9	1.8	1.6	1.8	1.7	1.7	1.5	1.5	1.5	1.7	2.0	2.0	1.9
2019	2.9	2.9	3.0	3.0	3.1	3.2	3.3	3.5	3.5	3.5	3.5	3.6	3.6	3.7	3.7	3.7	3.7	3.6	3.6	3.6	3.6	3.5	3.4	3.4	3.5	3.4	3.4	3.4	3.5	3.5	3.6	3.6	3.6	3.6	3.7	3.7	3.8	3.8	3.9	3.9	3.9	4.0	4.0	4.0	3.9	3.9	3.9	3.9	3.8	3.6	3.5	3.5	3.4	3.3	3.1	2.8	2.7	2.7	2.6	2.6	2.5	2.6	2.5	2.5	2.4	2.3	2.2	2.2	2.2	2.2	2.2	2.1	2.1	2.2	2.1	2.1	2.1	2.1	2.1	2.0	1.9	1.9	1.7	1.8	1.8	1.8	1.6	1.6	1.6	1.8	2.1	2.1	2.1	2.3
2020	2.9	2.9	3.0	3.0	3.0	3.1	3.3	3.5	3.5	3.5	3.5	3.5	3.5	3.6	3.7	3.7	3.6	3.6	3.6	3.6	3.6	3.4	3.4	3.4	3.4	3.4	3.4	3.4	3.4	3.5	3.6	3.6	3.6	3.6	3.6	3.7	3.7	3.8	3.8	3.9	3.9	3.9	3.9	3.9	3.9	3.8	3.8	3.8	3.7	3.6	3.5	3.5	3.4	3.3	3.0	2.8	2.6	2.6	2.6	2.5	2.5	2.6	2.5	2.4	2.4	2.2	2.2	2.2	2.2	2.2	2.1	2.1	2.1	2.1	2.1	2.0	2.1	2.0	2.1	2.0	1.9	1.8	1.7	1.8	1.7	1.7	1.6	1.6	1.6	1.7	1.9	1.9	1.9	1.8	1.4
2021	2.9	2.9	3.0	3.0	3.1	3.2	3.3	3.5	3.5	3.6	3.6	3.6	3.6	3.7	3.7	3.8	3.7	3.6	3.6	3.6	3.7	3.5	3.4	3.4	3.5	3.5	3.4	3.5	3.5	3.6	3.6	3.6	3.6	3.7	3.7	3.7	3.8	3.8	3.9	3.9	4.0	4.0	4.0	4.0	3.9	3.9	3.9	3.9	3.8	3.6	3.6	3.5	3.5	3.3	3.1	2.9	2.8	2.7	2.7	2.7	2.6	2.7	2.6	2.6	2.5	2.4	2.4	2.4	2.3	2.3	2.3	2.3	2.3	2.3	2.3	2.3	2.3	2.3	2.3	2.3	2.2	2.2	2.0	2.2	2.2	2.2	2.1	2.2	2.3	2.5	2.8	2.9	3.1	3.5	4.2	7.0
2022	2.9	3.0	3.0	3.1	3.1	3.2	3.4	3.5	3.6	3.6	3.6	3.6	3.6	3.7	3.7	3.8	3.7	3.6	3.7	3.7	3.7	3.5	3.4	3.5	3.5	3.5	3.5	3.5	3.5	3.6	3.7	3.7	3.7	3.7	3.7	3.8	3.8	3.9	3.9	4.0	4.0	4.0	4.0	4.0	4.0	3.9	4.0	4.0	3.9	3.7	3.6	3.6	3.5	3.4	3.2	3.0	2.8	2.8	2.8	2.8	2.7	2.8	2.7	2.7	2.6	2.5	2.5	2.5	2.5	2.5	2.5	2.4	2.5	2.5	2.5	2.5	2.5	2.5	2.5	2.5	2.4	2.4	2.3	2.5	2.5	2.6	2.5	2.6	2.7	3.0	3.3	3.5	3.8	4.3	4.9	6.7	6.5
2023	2.9	3.0	3.0	3.1	3.1	3.2	3.4	3.5	3.6	3.6	3.6	3.6	3.6	3.7	3.7	3.8	3.7	3.6	3.7	3.7	3.7	3.5	3.4	3.4	3.5	3.5	3.5	3.5	3.5	3.6	3.6	3.7	3.7	3.7	3.7	3.8	3.8	3.9	3.9	3.9	4.0	4.0	4.0	4.0	4.0	3.9	3.9	4.0	3.9	3.7	3.6	3.6	3.5	3.4	3.2	3.0	2.9	2.8	2.8	2.8	2.8	2.8	2.8	2.7	2.6	2.5	2.5	2.5	2.5	2.5	2.5	2.5	2.5	2.5	2.5	2.5	2.5	2.5	2.6	2.5	2.5	2.5	2.4	2.6	2.5	2.6	2.6	2.7	2.8	3.0	3.3	3.5	3.7	4.1	4.5	5.6	4.9	3.4



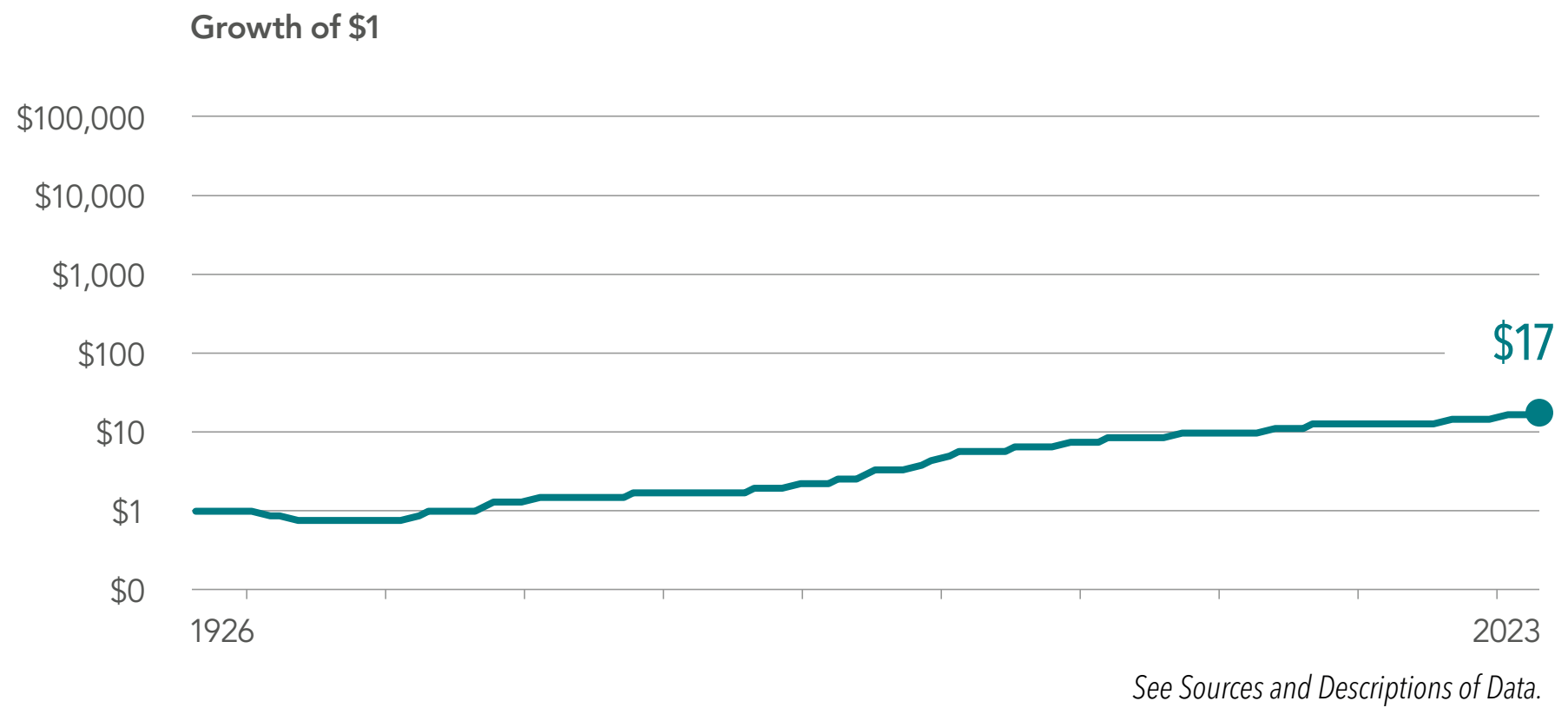

See Sources and Descriptions of Data.

S&P 500 Index

Inflation Adjusted

1926–2023

	1926	1927	1928	1929	1930	1931	1932	1933	1934	1935	1936	1937	1938	1939	1940	1941	1942	1943	1944	1945	1946	1947	1948	1949	1950	1951	1952	1953	1954	1955	1956	1957	1958	1959	1960	1961	1962	1963	1964	1965	1966	1967	1968	1969	1970	1971	1972	1973	1974	1975	1976	1977	1978	1979	1980	1981	1982	1983	1984	1985	1986	1987	1988	1989	1990	1991	1992	1993	1994	1995	1996	1997	1998	1999	2000	2001	2002	2003	2004	2005	2006	2007	2008	2009	2010	2011	2012	2013	2014	2015	2016	2017	2018	2019	2020	2021	2022	2023
1926	12.9
1927	26.0	40.7
1928	32.1	43.0	45.3
1929	20.4	23.0	15.0	-8.9
1930	11.0	10.5	2.0	-14.5	-19.8
1931	0.9	-1.4	-9.8	-23.0	-29.2	-37.5
1932	1.1	-0.8	-7.5	-17.3	-20.0	-20.1	2.3
1933	6.4	5.5	0.6	-6.5	-5.9	-0.8	25.0	52.8
1934	5.3	4.4	0.1	-5.9	-5.3	-1.3	14.9	21.8	-2.9
1935	8.6	8.2	4.7	-0.1	1.5	6.3	21.5	28.6	18.0	43.4
1936	10.6	10.4	7.4	3.4	5.3	10.2	23.5	29.5	22.5	37.6	32.0
1937	5.5	4.9	1.9	-2.1	-1.2	1.8	10.4	12.1	3.8	6.1	-8.7	-36.8
1938	7.6	7.1	4.5	1.1	2.3	5.5	13.6	15.7	9.4	12.7	4.0	-7.7	34.9
1939	7.0	6.5	4.1	1.0	2.0	4.8	11.8	13.2	7.7	9.9	2.9	-5.3	15.9	-0.4
1940	5.7	5.2	2.9	0.0	0.8	3.2	9.1	9.9	4.9	6.2	0.1	-6.6	6.4	-5.6	-10.4
1941	3.9	3.3	1.1	-1.7	-1.1	0.8	5.8	6.2	1.5	2.1	-3.5	-9.4	-0.8	-10.5	-15.1	-19.6
1942	4.3	3.8	1.7	-0.9	-0.2	1.6	6.2	6.6	2.4	3.1	-1.6	-6.3	1.3	-5.7	-7.4	-5.8	10.4
1943	5.2	4.8	2.9	0.5	1.2	3.1	7.5	7.9	4.3	5.1	1.1	-2.7	4.6	-0.6	-0.7	2.8	16.2	22.3
1944	5.8	5.4	3.7	1.5	2.2	4.0	8.2	8.7	5.4	6.2	2.7	-0.4	6.3	2.1	2.6	6.2	16.5	19.6	17.0
1945	7.0	6.7	5.1	3.1	3.9	5.7	9.8	10.4	7.4	8.4	5.5	2.9	9.3	6.1	7.2	11.1	20.5	24.1	25.0	33.4
1946	5.4	5.1	3.5	1.5	2.2	3.7	7.3	7.7	4.8	5.5	2.6	0.0	5.3	2.1	2.4	4.7	10.4	10.4	6.7	1.9	-22.2
1947	5.0	4.7	3.1	1.3	1.9	3.3	6.6	6.9	4.2	4.8	2.1	-0.2	4.4	1.5	1.7	3.6	8.1	7.6	4.2	0.3	-13.1	-2.9
1948	4.9	4.6	3.1	1.4	1.9	3.3	6.4	6.6	4.1	4.6	2.1	0.0	4.2	1.6	1.8	3.5	7.2	6.7	3.9	0.8	-8.2	-0.3	2.4
1949	5.6	5.2	3.9	2.2	2.8	4.2	7.2	7.5	5.1	5.7	3.4	1.5	5.6	3.2	3.6	5.3	8.9	8.7	6.6	4.6	-1.6	6.5	11.5	21.3
1950	6.2	6.0	4.7	3.1	3.8	5.1	8.0	8.3	6.2	6.8	4.7	3.0	6.9	4.9	5.3	7.1	10.5	10.5	9.0	7.7	3.2	10.7	15.6	22.8	24.4
1951	6.6	6.4	5.2	3.7	4.3	5.6	8.4	8.8	6.7	7.3	5.4	3.8	7.6	5.7	6.3	7.9	11.2	11.2	9.9	9.0	5.3	11.9	16.0	20.8	20.6	17.0
1952	7.0	6.8	5.6	4.2	4.9	6.1	8.9	9.2	7.3	7.9	6.1	4.6	8.2	6.5	7.1	8.7	11.7	11.9	10.7	10.0	7.0	12.8	16.3	20.0	19.6	17.2	17.5
1953	6.7	6.5	5.3	4.0	4.6	5.8	8.4	8.6	6.8	7.3	5.6	4.3	7.6	6.0	6.4	7.9	10.5	10.5	9.4	8.6	5.9	10.6	13.1	15.3	13.8	10.5	7.4	-1.7
1954	8.1	7.9	6.8	5.6	6.2	7.5	10.0	10.4	8.7	9.3	7.7	6.5	9.9	8.5	9.1	10.6	13.4	13.6	12.9	12.5	10.3	15.3	18.1	21.0	20.9	20.0	21.1	22.9	53.8
1955	8.8	8.6	7.6	6.4	7.1	8.3	10.8	11.2	9.6	10.2	8.8	7.7	10.9	9.7	10.3	11.9	14.6	14.9	14.3	14.0	12.3	16.9	19.7	22.4	22.5	22.2	23.5	25.6	42.0	31.0
1956	8.6	8.4	7.5	6.3	6.9	8.1	10.5	10.9	9.3	9.9	8.5	7.5	10.5	9.3	9.9	11.3	13.8	14.0	13.4	13.1	11.4	15.5	17.8	19.8	19.6	18.8	19.2	19.6	27.8	16.4	3.5
1957	7.8	7.7	6.7	5.6	6.1	7.2	9.5	9.8	8.3	8.8	7.4	6.4	9.2	8.0	8.5	9.7	11.9	12.0	11.3	10.8	9.1	12.5	14.2	15.6	14.9	13.6	13.0	12.2	16.0	5.5	-5.3	-13.3
1958	8.7	8.6	7.7	6.6	7.2	8.3	10.5	10.8	9.4	10.0	8.7	7.8	10.5	9.4	10.0	11.2	13.4	13.6	13.0	12.7	11.3	14.7	16.4	17.9	17.5	16.7	16.7	16.5	20.6	13.4	8.1	10.5	40.9
1959	8.7	8.6	7.7	6.7	7.3	8.3	10.5	10.8	9.5	10.0	8.8	7.9	10.5	9.5	10.0	11.2	13.2	13.4	12.8	12.6	11.2	14.3	15.9	17.2	16.8	15.9	15.8	15.6	18.7	12.8	8.6	10.4	24.5	10.1
1960	8.4	8.3	7.5	6.5	7.0	8.0	10.1	10.4	9.1	9.5	8.4	7.5	10.0	9.0	9.4	10.5	12.4	12.5	12.0	11.7	10.4	13.1	14.5	15.5	15.0	14.1	13.8	13.4	15.7	10.4	6.6	7.4	15.4	4.5	-0.9
1961	8.9	8.8	8.0	7.0	7.5	8.6	10.6	10.9	9.6	10.1	9.0	8.2	10.6	9.7	10.2	11.2	13.1	13.2	12.7	12.5	11.3	14.0	15.3	16.3	15.9	15.2	15.0	14.7	17.0	12.5	9.6	10.9	18.0	11.2	11.8	26.0
1962	8.3	8.2	7.4	6.5	7.0	7.9	9.9	10.1	8.9	9.3	8.2	7.4	9.7	8.8	9.2	10.2	11.8	11.9	11.4	11.1	9.9	12.3	13.4	14.2	13.7	12.8	12.5	12.0	13.6	9.4	6.6	7.1	11.8	5.5	4.0	6.5	-9.9
1963	8.7	8.5	7.8	6.8	7.4	8.3	10.2	10.4	9.3	9.7	8.7	7.9	10.1	9.2	9.7	10.6	12.2	12.3	11.8	11.6	10.5	12.8	13.8	14.6	14.2	13.4	13.1	12.8	14.3	10.6	8.3	9.0	13.2	8.4	8.0	11.1	4.3	20.8
1964	8.8	8.7	8.0	7.1	7.6	8.5	10.3	10.6	9.4	9.9	8.9	8.1	10.3	9.5	9.9	10.8	12.4	12.5	12.0	11.8	10.7	12.9	13.9	14.7	14.3	13.6	13.3	13.0	14.4	11.1	9.1	9.8	13.5	9.5	9.4	12.2	7.9	18.1	15.4
1965	8.9	8.8	8.0	7.2	7.6	8.6	10.3	10.6	9.5	9.9	8.9	8.2	10.3	9.5	9.9	10.8	12.3	12.4	11.9	11.7	10.7	12.8	13.7	14.4	14.0	13.4	13.1	12.8	14.1	11.0	9.2	9.8	13.1	9.6	9.6	11.8	8.5	15.4	12.8	10.3
1966	8.3	8.2	7.4	6.6	7.0	7.9	9.6	9.8	8.7	9.1	8.1	7.4	9.4	8.6	8.9	9.8	11.1	11.2	10.7	10.4	9.4	11.3	12.1	12.7	12.2	11.5	11.1	10.7	11.7	8.8	6.9	7.3	9.9	6.5	6.0	7.2	3.8	7.5	3.4	-2.1	-13.1
1967	8.5	8.4	7.7	6.9	7.4	8.2	9.9	10.1	9.0	9.4	8.5	7.8	9.8	9.0	9.3	10.1	11.5	11.5	11.1	10.8	9.9	11.7	12.5	13.1	12.6	12.0	11.7	11.3	12.3	9.6	8.0	8.4	10.9	8.0	7.7	9.0	6.4	10.0	7.4	4.9	2.3	20.3
1968	8.5	8.4	7.7	6.9	7.3	8.2	9.8	10.0	9.0	9.3	8.4	7.8	9.6	8.9	9.2	10.0	11.3	11.3	10.9	10.6	9.7	11.5	12.2	12.7	12.3	11.7	11.3	11.0	11.9	9.4	7.9	8.2	10.4	7.8	7.5	8.6	6.3	9.3	7.2	5.2	3.5	13.0	6.1
1969	7.9	7.8	7.1	6.3	6.7	7.5	9.1	9.3	8.2	8.6	7.7	7.0	8.8	8.1	8.4	9.1	10.3	10.3	9.8	9.5	8.6	10.2	10.9	11.3	10.8	10.1	9.8	9.3	10.1	7.6	6.1	6.3	8.2	5.6	5.2	5.9	3.6	5.7	3.3	1.1	-1.1	3.2	-4.4	-13.8
1970	7.7	7.6	6.9	6.1	6.5	7.3	8.8	9.0	8.0	8.3	7.4	6.8	8.5	7.8	8.0	8.7	9.8	9.8	9.4	9.1	8.2	9.7	10.3	10.7	10.2	9.5	9.1	8.7	9.4	7.0	5.6	5.8	7.4	5.0	4.5	5.1	3.0	4.7	2.6	0.7	-1.2	2.0	-3.4	-7.9	-1.5
1971	7.8	7.6	7.0	6.2	6.6	7.4	8.8	9.0	8.0	8.4	7.5	6.9	8.6	7.8	8.1	8.8	9.9	9.8	9.4	9.2	8.3	9.8	10.3	10.7	10.2	9.6	9.2	8.8	9.4	7.3	5.9	6.1	7.6	5.4	5.0	5.6	3.7	5.4	3.6	2.0	0.7	3.7	-0.1	-2.0	4.4	10.7
1972	7.9	7.8	7.2	6.4	6.8	7.5	9.0	9.2	8.2	8.5	7.7	7.1	8.7	8.0	8.3	9.0	10.0	10.0	9.6	9.4	8.6	10.0	10.5	10.9	10.4	9.8	9.5	9.1	9.7	7.7	6.4	6.6	8.1	6.1	5.8	6.4	4.7	6.3	4.8	3.6	2.6	5.5	2.8	2.0	7.9	12.9	15.1
1973	7.2	7.1	6.4	5.7	6.1	6.8	8.1	8.3	7.4	7.6	6.8	6.2	7.8	7.1	7.3	7.9	8.9	8.8	8.4	8.1	7.3	8.6	9.1	9.3	8.9	8.2	7.9	7.4	7.9	5.9	4.7	4.7	6.0	4.0	3.6	3.9	2.2	3.4	1.8	0.4	-0.7	1.2	-1.7	-3.2	-0.4	0.0	-5.0	-21.5
1974	6.1	6.0	5.4	4.6	4.9	5.6	6.9	7.0	6.1	6.3	5.5	4.9	6.3	5.6	5.8	6.3	7.2	7.1	6.7	6.3	5.5	6.6	7.0	7.2	6.7	6.0	5.5	5.0	5.4	3.4	2.1	2.0	3.0	1.0	0.4	0.5	-1.2	-0.4	-2.2	-3.8	-5.2	-4.2	-7.3	-9.3	-8.4	-10.1	-16.1	-28.3	-34.5
1975	6.5	6.4	5.8	5.1	5.4	6.0	7.3	7.4	6.5	6.8	6.0	5.4	6.8	6.2	6.4	6.9	7.8	7.7	7.3	7.0	6.2	7.3	7.7	7.9	7.4	6.8	6.4	5.9	6.3	4.5	3.3	3.3	4.3	2.4	2.0	2.2	0.7	1.5	0.1	-1.2	-2.3	-1.0	-3.4	-4.7	-3.1	-3.4	-6.7	-13.0	-8.3	28.3
1976	6.7	6.6	6.0	5.3	5.7	6.3	7.6	7.7	6.8	7.0	6.3	5.7	7.1	6.5	6.7	7.2	8.1	8.0	7.6	7.3	6.6	7.7	8.1	8.3	7.8	7.2	6.8	6.4	6.8	5.0	3.9	4.0	5.0	3.3	2.9	3.1	1.7	2.6	1.3	0.3	-0.6	0.7	-1.2	-2.1	-0.3	-0.1	-2.2	-6.1	-0.3	23.1	18.1
1977	6.3	6.2	5.6	4.9	5.2	5.8	7.1	7.2	6.3	6.5	5.8	5.2	6.6	5.9	6.1	6.6	7.4	7.3	6.9	6.6	5.9	6.9	7.3	7.5	7.0	6.4	6.0	5.6	5.9	4.2	3.1	3.1	4.0	2.3	1.9	2.1	0.7	1.5	0.2	-0.8	-1.7	-0.6	-2.5	-3.4	-2.0	-2.1	-4.1	-7.5	-3.6	9.6	1.4	-13.0
1978	6.2	6.0	5.4	4.8	5.1	5.7	6.9	7.0	6.1	6.3	5.6	5.0	6.3	5.7	5.9	6.3	7.1	7.0	6.6	6.4	5.6	6.6	7.0	7.1	6.7	6.1	5.7	5.3	5.5	3.9	2.9	2.8	3.7	2.1	1.7	1.8	0.6	1.3	0.1	-0.9	-1.8	-0.7	-2.5	-3.3	-2.0	-2.1	-3.8	-6.6	-3.3	6.5	0.1	-7.8	-2.2
1979	6.1	6.0	5.4	4.8	5.1	5.6	6.8	6.9	6.1	6.3	5.6	5.0	6.3	5.7	5.8	6.3	7.1	7.0	6.6	6.3	5.6	6.6	6.9	7.0	6.6	6.0	5.6	5.2	5.5	3.9	2.9	2.9	3.7	2.2	1.8	2.0	0.8	1.5	0.4	-0.6	-1.3	-0.3	-1.9	-2.6	-1.4	-1.4	-2.8	-5.1	-2.1	6.1	1.2	-3.8	1.1	4.5
1980	6.3	6.2	5.6	5.0	5.3	5.9	7.0	7.1	6.3	6.5	5.8	5.3	6.5	5.9	6.1	6.6	7.3	7.2	6.9	6.6	5.9	6.9	7.2	7.3	6.9	6.4	6.0	5.7	5.9	4.4	3.5	3.5	4.3	2.9	2.5	2.7	1.6	2.3	1.3	0.5	-0.1	0.8	-0.5	-1.0	0.2	0.4	-0.7	-2.5	0.5	8.0	4.3	1.1	6.3	10.9	17.7
1981	6.0	5.8	5.3	4.6	4.9	5.5	6.6	6.7	5.9	6.1	5.4	4.8	6.1	5.5	5.6	6.0	6.8	6.7	6.3	6.0	5.4	6.3	6.5	6.7	6.2	5.7	5.4	5.0	5.2	3.7	2.8	2.8	3.5	2.1	1.8	1.9	0.8	1.4	0.5	-0.4	-1.0	-0.1	-1.4	-2.0	-0.9	-0.9	-2.0	-3.7	-1.2	4.8	1.3	-1.8	1.2	2.4	1.4	-12.7
1982	6.1	6.0	5.5	4.9	5.1	5.7	6.8	6.9	6.1	6.3	5.6	5.1	6.3	5.7	5.9	6.3	7.0	6.9	6.6	6.3	5.6	6.5	6.8	7.0	6.6	6.0	5.7	5.3	5.6	4.2	3.3	3.3	4.0	2.7	2.4	2.6	1.6	2.2	1.3	0.5	0.0	0.9	-0.3	-0.8	0.3	0.5	-0.4	-1.8	0.6	6.2	3.4	1.1	4.2	5.9	6.3	1.0	16.9
1983	6.3	6.2	5.7	5.1	5.4	5.9	7.0	7.1	6.3	6.5	5.9	5.4	6.5	6.0	6.1	6.5	7.3	7.2	6.8	6.6	6.0	6.8	7.1	7.3	6.9	6.4	6.1	5.7	6.0	4.6	3.8	3.8	4.5	3.3	3.0	3.2	2.3	2.9	2.0	1.4	0.9	1.8	0.7	0.4	1.5	1.7	1.0	-0.2	2.3	7.5	5.1	3.4	6.4	8.2	9.1	6.4	17.5	18.0
1984	6.3	6.1	5.6	5.0	5.3	5.8	6.9	7.0	6.2	6.4	5.8	5.3	6.4	5.9	6.0	6.4	7.1	7.1	6.7	6.5	5.9	6.7	7.0	7.1	6.7	6.3	6.0	5.6	5.9	4.5	3.7	3.7	4.4	3.2	3.0	3.1	2.3	2.8	2.1	1.4	1.0	1.8	0.8	0.5	1.5	1.8	1.1	0.0	2.3	6.9	4.8	3.2	5.8	7.2	7.7	5.4	12.2	9.9	2.2
1985	6.6	6.5	6.0	5.4	5.7	6.2	7.2	7.3	6.6	6.8	6.2	5.7	6.8	6.3	6.5	6.9	7.6	7.5	7.2	6.9	6.4	7.2	7.5	7.6	7.3	6.8	6.5	6.2	6.5	5.2	4.4	4.5	5.2	4.0	3.8	4.0	3.2	3.8	3.1	2.5	2.2	3.0	2.1	1.9	3.0	3.3	2.8	1.9	4.1	8.6	6.8	5.7	8.3	9.8	10.8	9.4	15.8	15.4	14.1	27.3
1986	6.7	6.6	6.1	5.6	5.8	6.4	7.4	7.5	6.8	7.0	6.4	5.9	7.0	6.5	6.7	7.1	7.8	7.7	7.4	7.2	6.6	7.4	7.7	7.9	7.5	7.1	6.8	6.5	6.8	5.6	4.8	4.9	5.6	4.5	4.3	4.5	3.7	4.3	3.7	3.2	2.8	3.7	2.9	2.7	3.8	4.1	3.7	2.9	5.1	9.3	7.7	6.8	9.2	10.7	11.7	10.7	16.1	15.8	15.1	22.2	17.2
1987	6.6	6.5	6.1	5.5	5.8	6.3	7.3	7.4	6.7	6.9	6.3	5.8	6.9	6.4	6.6	6.9	7.6	7.6	7.2	7.0	6.5	7.3	7.5	7.7	7.3	6.9	6.6	6.4	6.6	5.4	4.7	4.7	5.4	4.4	4.2	4.4	3.6	4.2	3.5	3.1	2.7	3.6	2.8	2.6	3.6	3.9	3.5	2.8	4.8	8.6	7.1	6.2	8.3	9.6	10.2	9.2	13.4	12.7	11.3	14.6	8.7	0.8
1988	6.7	6.6	6.1	5.6	5.9	6.4	7.4	7.5	6.8	7.0	6.4	5.9	7.0	6.5	6.7	7.0	7.7	7.6	7.3	7.1	6.6	7.4	7.6	7.8	7.5	7.0	6.8	6.5	6.7	5.6	4.9	5.0	5.6	4.6	4.4	4.6	3.9	4.5	3.9	3.4	3.1	3.9	3.2	3.1	4.0	4.3	4.0	3.3	5.2	8.9	7.5	6.7	8.7	9.8	10.4	9.5	13.1	12.5	11.4	13.9	9.7	6.2	11.9
1989	7.0	6.9	6.4	5.9	6.2	6.7	7.7	7.8	7.1	7.3	6.7	6.3	7.3	6.9	7.0	7.4	8.0	8.0	7.7	7.5	7.0	7.8	8.0	8.2	7.9	7.5	7.2	7.0	7.2	6.1	5.5	5.5	6.2	5.2	5.1	5.3	4.6	5.2	4.6	4.2	4.0	4.8	4.1	4.0	5.0	5.4	5.1	4.5	6.4	9.9	8.7	8.0	10.0	11.2	11.8	11.2	14.6	14.3	13.7	16.1	13.5	12.3	18.6	25.7
1990	6.7	6.6	6.2	5.6	5.9	6.4	7.4	7.4	6.8	7.0	6.4	6.0	7.0	6.5	6.7	7.0	7.7	7.6	7.3	7.1	6.6	7.4	7.6	7.7	7.4	7.0	6.8	6.5	6.8	5.7	5.0	5.1	5.7	4.8	4.6	4.8	4.1	4.7	4.1	3.7	3.4	4.2	3.5	3.4	4.3	4.6	4.3	3.7	5.5	8.6	7.4	6.7	8.4	9.4	9.8	9.0	11.8	11.1	10.2	11.6	8.7	6.6	8.7	7.1	-8.7
1991	7.0	6.9	6.5	5.9	6.2	6.7	7.7	7.7	7.1	7.3	6.7	6.3	7.3	6.9	7.0	7.4	8.0	8.0	7.7	7.5	7.0	7.8	8.0	8.2	7.9	7.5	7.3	7.0	7.2	6.2	5.6	5.6	6.3	5.4	5.2	5.4	4.8	5.3	4.8	4.5	4.2	5.0	4.4	4.3	5.2	5.6	5.3	4.8	6.5	9.6	8.6	7.9	9.6	10.6	11.1	10.5	13.2	12.8	12.1	13.6	11.5	10.4	12.9	13.3	7.5	26.6
1992	7.0	6.9	6.4	5.9	6.2	6.7	7.6	7.7	7.1	7.2	6.7	6.3	7.3	6.8	7.0	7.3	8.0	7.9	7.6	7.4	7.0	7.7	7.9	8.1	7.8	7.4	7.2	6.9	7.2	6.2	5.6	5.6	6.2	5.3	5.2	5.4	4.8	5.3	4.8	4.5	4.3	5.0	4.4	4.3	5.2	5.5	5.3	4.8	6.4	9.3	8.3	7.7	9.3	10.2	10.6	10.0	12.4	11.9	11.3	12.4	10.5	9.4	11.2	11.0	6.5	15.1	4.6
1993	7.0	6.9	6.5	5.9	6.2	6.7	7.6	7.7	7.1	7.2	6.7	6.3	7.3	6.8	7.0	7.3	7.9	7.9	7.6	7.4	7.0	7.7	7.9	8.0	7.8	7.4	7.2	6.9	7.2	6.2	5.6	5.7	6.2	5.4	5.3	5.4	4.9	5.4	4.9	4.6	4.4	5.1	4.5	4.5	5.3	5.6	5.4	4.9	6.5	9.2	8.3	7.7	9.1	9.9	10.3	9.8	11.9	11.5	10.8	11.8	10.0	9.1	10.5	10.2	6.7	12.4	5.9	7.1
1994	6.9	6.8	6.3	5.8	6.1	6.5	7.4	7.5	6.9	7.1	6.6	6.2	7.1	6.7	6.8	7.2	7.8	7.7	7.4	7.3	6.8	7.5	7.7	7.8	7.6	7.2	7.0	6.7	7.0	6.0	5.4	5.5	6.0	5.2	5.1	5.2	4.7	5.2	4.7	4.4	4.2	4.8	4.3	4.2	5.0	5.3	5.1	4.6	6.1	8.7	7.7	7.2	8.5	9.2	9.5	9.0	10.8	10.3	9.7	10.4	8.7	7.7	8.7	8.2	5.0	8.8	3.4	2.8	-1.3
1995	7.2	7.1	6.7	6.2	6.5	6.9	7.8	7.9	7.3	7.5	7.0	6.6	7.5	7.1	7.3	7.6	8.2	8.2	7.9	7.7	7.3	8.0	8.2	8.3	8.1	7.7	7.5	7.3	7.5	6.6	6.1	6.1	6.7	5.9	5.8	6.0	5.4	5.9	5.5	5.2	5.0	5.7	5.2	5.2	6.0	6.3	6.1	5.8	7.2	9.8	8.9	8.4	9.8	10.5	10.9	10.5	12.4	12.0	11.5	12.4	11.0	10.4	11.6	11.6	9.4	13.4	10.4	12.4	15.1	34.2
1996	7.4	7.3	6.9	6.4	6.6	7.1	8.0	8.1	7.5	7.7	7.2	6.8	7.7	7.3	7.5	7.8	8.4	8.3	8.1	7.9	7.5	8.2	8.4	8.6	8.3	8.0	7.8	7.6	7.8	6.9	6.4	6.4	7.0	6.2	6.1	6.3	5.8	6.3	5.9	5.6	5.5	6.1	5.7	5.7	6.5	6.8	6.6	6.3	7.7	10.2	9.4	9.0	10.3	11.0	11.4	11.0	12.8	12.5	12.1	13.0	11.7	11.2	12.4	12.5	10.7	14.3	12.0	14.0	16.4	26.4	19.0
1997	7.7	7.6	7.2	6.7	7.0	7.4	8.3	8.4	7.8	8.0	7.5	7.1	8.1	7.7	7.8	8.2	8.8	8.7	8.5	8.3	7.9	8.6	8.8	9.0	8.7	8.4	8.2	8.0	8.3	7.4	6.9	7.0	7.5	6.8	6.7	6.9	6.4	6.9	6.6	6.3	6.2	6.9	6.4	6.5	7.3	7.6	7.5	7.2	8.6	11.0	10.3	9.9	11.2	12.0	12.4	12.1	13.9	13.7	13.4	14.3	13.2	12.9	14.2	14.4	13.1	16.6	15.0	17.2	19.9	27.9	24.9	31.1
1998	7.9	7.8	7.4	7.0	7.2	7.7	8.6	8.6	8.1	8.3	7.8	7.4	8.4	8.0	8.1	8.5	9.0	9.0	8.8	8.6	8.2	8.9	9.2	9.3	9.1	8.8	8.6	8.4	8.6	7.8	7.3	7.4	8.0	7.2	7.2	7.4	6.9	7.4	7.1	6.8	6.7	7.4	7.0	7.1	7.9	8.2	8.1	7.9	9.3	11.6	10.9	10.6	11.9	12.7	13.1	12.9	14.6	14.4	14.2	15.1	14.2	14.0	15.2	15.6	14.5	17.8	16.6	18.7	21.2	27.6	25.5	28.8	26.5
1999	8.0	8.0	7.6	7.1	7.4	7.8	8.7	8.8	8.2	8.4	7.9	7.6	8.5	8.1	8.3	8.6	9.2	9.2	8.9	8.8	8.4	9.1	9.3	9.5	9.2	8.9	8.8	8.6	8.8	8.0	7.5	7.6	8.2	7.5	7.4	7.7	7.2	7.7	7.4	7.1	7.1	7.7	7.4	7.4	8.2	8.5	8.5	8.2	9.6	11.9	11.2	10.9	12.2	12.9	13.3	13.1	14.8	14.6	14.4	15.3	14.5	14.3	15.5	15.8	14.8	17.8	16.8	18.6	20.6	25.6	23.5	25.1	22.1	17.9
2000	7.7	7.7	7.3	6.8	7.1	7.5	8.4	8.4	7.9	8.1	7.6	7.2	8.2	7.8	7.9	8.2	8.8	8.8	8.5	8.4	8.0	8.6	8.9	9.0	8.8	8.5	8.3	8.1	8.3	7.5	7.1	7.1	7.7	7.0	6.9	7.1	6.7	7.1	6.8	6.6	6.5	7.1	6.7	6.7	7.5	7.8	7.7	7.4	8.7	10.8	10.2	9.9	11.0	11.6	12.0	11.7	13.2	12.9	12.7	13.3	12.5	12.1	13.1	13.2	12.1	14.4	13.1	14.2	15.3	18.3	15.4	14.5	9.5	1.8	-12.1
2001	7.4	7.4	7.0	6.5	6.7	7.2	8.0	8.1	7.5	7.7	7.2	6.9	7.8	7.4	7.5	7.9	8.4	8.3	8.1	8.0	7.6	8.2	8.4	8.5	8.3	8.0	7.8	7.6	7.8	7.0	6.6	6.6	7.1	6.5	6.4	6.6	6.1	6.6	6.2	6.0	5.9	6.5	6.1	6.1	6.8	7.0	6.9	6.6	7.8	9.8	9.2	8.8	9.9	10.4	10.7	10.4	11.7	11.4	11.0	11.6	10.7	10.2	10.9	10.9	9.7	11.6	10.2	10.8	11.3	13.2	10.0	8.3	3.3	-3.5	-12.7	-13.2
2002	6.9	6.9	6.5	6.0	6.3	6.7	7.5	7.6	7.0	7.2	6.7	6.3	7.2	6.8	6.9	7.2	7.8	7.7	7.5	7.3	6.9	7.5	7.7	7.8	7.6	7.3	7.1	6.9	7.1	6.3	5.8	5.9	6.3	5.7	5.6	5.7	5.3	5.7	5.3	5.1	4.9	5.5	5.1	5.0	5.7	5.9	5.7	5.5	6.5	8.4	7.7	7.3	8.2	8.7	8.9	8.5	9.6	9.3	8.8	9.2	8.2	7.7	8.2	7.9	6.7	8.1	6.5	6.7	6.7	7.7	4.4	2.1	-2.8	-9.1	-16.6	-18.7	-23.9
2003	7.2	7.1	6.7	6.3	6.5	6.9	7.7	7.8	7.3	7.4	7.0	6.6	7.5	7.1	7.2	7.5	8.0	8.0	7.8	7.6	7.2	7.8	8.0	8.1	7.9	7.6	7.4	7.3	7.4	6.7	6.2	6.3	6.7	6.1	6.0	6.1	5.7	6.1	5.8	5.5	5.4	6.0	5.6	5.6	6.2	6.5	6.3	6.1	7.1	9.0	8.3	8.0	8.9	9.4	9.6	9.2	10.3	10.0	9.7	10.1	9.2	8.7	9.2	9.1	8.0	9.4	8.0	8.4	8.5	9.6	6.9	5.3	1.5	-2.9	-7.5	-5.9	-2.0	26.3
2004	7.2	7.1	6.7	6.3	6.5	6.9	7.7	7.8	7.3	7.4	7.0	6.6	7.5	7.1	7.2	7.5	8.0	8.0	7.8	7.6	7.2	7.8	8.0	8.1	7.9	7.6	7.4	7.3	7.4	6.7	6.2	6.3	6.7	6.1	6.0	6.2	5.8	6.2	5.8	5.6	5.5	6.0	5.7	5.6	6.3	6.5	6.4	6.1	7.1	8.9	8.3	8.0	8.8	9.3	9.5	9.2	10.2	9.9	9.6	9.9	9.1	8.6	9.1	9.0	7.9	9.2	8.0	8.3	8.4	9.4	7.0	5.5	2.3	-1.2	-4.7	-2.7	1.1	16.5	7.4
2005	7.1	7.0	6.7	6.2	6.4	6.8	7.6	7.7	7.2	7.3	6.9	6.6	7.4	7.0	7.1	7.4	7.9	7.9	7.7	7.5	7.1	7.7	7.9	8.0	7.8	7.5	7.3	7.1	7.3	6.6	6.1	6.2	6.6	6.0	5.9	6.1	5.7	6.0	5.7	5.5	5.4	5.9	5.5	5.5	6.1	6.3	6.2	6.0	7.0	8.7	8.1	7.7	8.6	9.0	9.2	8.8	9.8	9.5	9.2	9.5	8.7	8.3	8.7	8.5	7.5	8.7	7.5	7.7	7.8	8.7	6.4	5.1	2.2	-0.9	-3.7	-1.9	1.2	11.2	4.4	1.4
2006	7.2	7.1	6.7	6.3	6.5	6.9	7.7	7.8	7.3	7.4	7.0	6.6	7.5	7.1	7.2	7.5	8.0	8.0	7.7	7.6	7.2	7.8	8.0	8.1	7.9	7.6	7.4	7.2	7.4	6.7	6.3	6.3	6.8	6.1	6.1	6.2	5.8	6.2	5.9	5.7	5.6	6.1	5.7	5.7	6.3	6.5	6.4	6.2	7.1	8.8	8.2	7.9	8.7	9.1	9.3	9.0	10.0	9.7	9.3	9.7	8.9	8.5	8.9	8.7	7.8	9.0	7.9	8.1	8.2	9.0	7.0	5.8	3.4	0.8	-1.5	0.4	3.4	11.6	7.1	7.0	12.9
2007	7.1	7.0	6.7	6.2	6.5	6.9	7.6	7.7	7.2	7.3	6.9	6.6	7.4	7.0	7.1	7.4	7.9	7.8	7.6	7.5	7.1	7.7	7.9	8.0	7.7	7.5	7.3	7.1	7.3	6.6	6.2	6.2	6.6	6.0	6.0	6.1	5.7	6.1	5.8	5.6	5.5	5.9	5.6	5.6	6.2	6.4	6.3	6.0	7.0	8.6	8.0	7.7	8.5	8.8	9.0	8.7	9.6	9.3	9.0	9.3	8.5	8.1	8.5	8.3	7.5	8.5	7.4	7.6	7.7	8.4	6.5	5.4	3.2	0.8	-1.1	0.6	3.1	9.5	5.7	5.1	7.0	1.4
2008	6.4	6.3	6.0	5.6	5.8	6.1	6.9	6.9	6.4	6.5	6.1	5.8	6.6	6.2	6.3	6.6	7.0	7.0	6.8	6.6	6.2	6.8	6.9	7.0	6.8	6.5	6.3	6.1	6.3	5.5	5.1	5.1	5.5	4.9	4.8	5.0	4.6	4.9	4.6	4.3	4.2	4.6	4.3	4.2	4.8	4.9	4.8	4.5	5.4	6.8	6.2	5.9	6.6	6.9	7.0	6.6	7.4	7.0	6.6	6.8	6.0	5.5	5.7	5.4	4.5	5.3	4.1	4.1	3.9	4.3	2.3	1.0	-1.4	-3.8	-6.0	-5.2	-3.9	-0.1	-4.7	-7.5	-10.4	-20.1	-37.1
2009	6.6	6.5	6.2	5.8	6.0	6.3	7.1	7.1	6.6	6.8	6.3	6.0	6.8	6.4	6.5	6.8	7.2	7.2	7.0	6.8	6.5	7.0	7.2	7.2	7.0	6.7	6.6	6.4	6.6	5.8	5.4	5.5	5.9	5.3	5.2	5.3	4.9	5.2	4.9	4.7	4.6	5.0	4.7	4.7	5.2	5.4	5.2	5.0	5.8	7.3	6.7	6.4	7.1	7.4	7.5	7.1	7.9	7.6	7.2	7.4	6.7	6.2	6.5	6.2	5.3	6.1	5.1	5.1	5.0	5.4	3.6	2.5	0.5	-1.6	-3.4	-2.4	-0.9	2.9	-0.6	-2.1	-3.0	-7.7	-12.0	23.1
2010	6.7	6.6	6.3	5.8	6.0	6.4	7.1	7.2	6.7	6.8	6.4	6.1	6.9	6.5	6.6	6.9	7.3	7.3	7.1	6.9	6.6	7.1	7.3	7.3	7.1	6.9	6.7	6.5	6.7	6.0	5.6	5.6	6.0	5.4	5.3	5.5	5.1	5.4	5.1	4.9	4.8	5.2	4.9	4.9	5.4	5.5	5.4	5.2	6.0	7.4	6.9	6.6	7.2	7.5	7.6	7.3	8.1	7.8	7.4	7.6	6.9	6.5	6.8	6.5	5.7	6.5	5.5	5.6	5.5	5.9	4.3	3.3	1.4	-0.5	-2.0	-0.9	0.6	4.1	1.3	0.3	0.1	-2.9	-4.2	18.1	13.4
2011	6.6	6.5	6.2	5.8	6.0	6.3	7.0	7.1	6.6	6.7	6.3	6.0	6.8	6.4	6.5	6.8	7.2	7.2	7.0	6.8	6.5	7.0	7.1	7.2	7.0	6.7	6.6	6.4	6.5	5.8	5.4	5.5	5.9	5.3	5.2	5.3	5.0	5.3	5.0	4.8	4.7	5.1	4.8	4.7	5.2	5.4	5.3	5.0	5.8	7.2	6.7	6.4	7.0	7.3	7.4	7.1	7.8	7.5	7.1	7.3	6.6	6.2	6.4	6.2	5.4	6.1	5.2	5.2	5.1	5.5	3.9	3.0	1.2	-0.5	-1.9	-0.9	0.4	3.6	1.0	0.2	0.0	-2.5	-3.4	11.4	6.0	-0.8
2012	6.7	6.6	6.3	5.9	6.0	6.4	7.1	7.2	6.7	6.8	6.4	6.1	6.9	6.5	6.6	6.9	7.3	7.3	7.1	6.9	6.6	7.1	7.2	7.3	7.1	6.8	6.7	6.5	6.7	6.0	5.6	5.6	6.0	5.5	5.4	5.5	5.1	5.4	5.2	5.0	4.8	5.3	5.0	4.9	5.4	5.6	5.5	5.2	6.0	7.4	6.9	6.6	7.2	7.5	7.6	7.3	8.0	7.7	7.4	7.5	6.9	6.5	6.7	6.5	5.8	6.5	5.6	5.6	5.6	6.0	4.5	3.7	2.0	0.5	-0.7	0.3	1.6	4.6	2.4	1.8	1.9	0.1	-0.1	12.1	8.6	6.3	14.0
2013	6.9	6.8	6.5	6.1	6.3	6.7	7.4	7.4	7.0	7.1	6.7	6.4	7.1	6.8	6.9	7.2	7.6	7.6	7.4	7.2	6.9	7.4	7.5	7.6	7.4	7.2	7.0	6.9	7.0	6.4	6.0	6.0	6.4	5.9	5.8	5.9	5.6	5.9	5.6	5.4	5.3	5.8	5.5	5.4	5.9	6.1	6.0	5.8	6.6	7.9	7.4	7.2	7.8	8.1	8.2	7.9	8.6	8.4	8.1	8.3	7.6	7.3	7.6	7.4	6.7	7.4	6.6	6.7	6.7	7.1	5.8	5.1	3.6	2.3	1.2	2.3	3.7	6.7	4.9	4.6	5.0	4.0	4.4	15.5	13.7	13.8	21.9	30.4
2014	7.0	6.9	6.6	6.2	6.4	6.7	7.4	7.5	7.0	7.2	6.8	6.5	7.2	6.9	7.0	7.2	7.7	7.6	7.4	7.3	7.0	7.5	7.6	7.7	7.5	7.3	7.1	7.0	7.1	6.5	6.1	6.1	6.5	6.0	5.9	6.0	5.7	6.0	5.7	5.6	5.5	5.9	5.6	5.6	6.1	6.3	6.2	5.9	6.7	8.0	7.6	7.3	7.9	8.2	8.3	8.0	8.7	8.5	8.2	8.4	7.8	7.5	7.7	7.6	6.9	7.6	6.9	7.0	7.0	7.4	6.2	5.5	4.1	2.9	2.0	3.0	4.4	7.2	5.6	5.4	5.9	5.0	5.6	15.1	13.5	13.6	18.8	21.3	12.8
2015	6.9	6.8	6.5	6.1	6.3	6.7	7.4	7.4	7.0	7.1	6.7	6.4	7.1	6.8	6.9	7.1	7.6	7.5	7.3	7.2	6.9	7.4	7.5	7.6	7.4	7.2	7.0	6.9	7.0	6.4	6.0	6.0	6.4	5.9	5.8	5.9	5.6	5.9	5.6	5.5	5.4	5.8	5.5	5.5	6.0	6.1	6.0	5.8	6.6	7.8	7.4	7.1	7.7	8.0	8.1	7.8	8.5	8.3	8.0	8.2	7.6	7.2	7.5	7.3	6.7	7.3	6.6	6.7	6.7	7.1	5.9	5.2	3.9	2.7	1.9	2.9	4.1	6.7	5.2	5.0	5.4	4.5	4.9	12.9	11.3	10.9	14.0	14.0	6.6	0.6
2016	6.9	6.9	6.5	6.2	6.4	6.7	7.4	7.4	7.0	7.1	6.7	6.4	7.1	6.8	6.9	7.2	7.6	7.6	7.4	7.2	6.9	7.4	7.6	7.6	7.4	7.2	7.1	6.9	7.0	6.4	6.1	6.1	6.5	5.9	5.9	6.0	5.7	6.0	5.7	5.5	5.5	5.9	5.6	5.6	6.0	6.2	6.1	5.9	6.6	7.9	7.4	7.2	7.8	8.0	8.1	7.9	8.5	8.3	8.0	8.2	7.6	7.3	7.6	7.4	6.8	7.4	6.7	6.8	6.8	7.2	6.1	5.4	4.2	3.1	2.3	3.3	4.5	6.9	5.5	5.4	5.7	5.0	5.5	12.5	11.1	10.7	13.1	12.9	7.6	5.1	9.7
2017	7.1	7.0	6.7	6.3	6.5	6.8	7.5	7.6	7.1	7.3	6.9	6.6	7.3	7.0	7.1	7.3	7.7	7.7	7.5	7.4	7.1	7.6	7.7	7.8	7.6	7.4	7.2	7.1	7.2	6.6	6.3	6.3	6.7	6.2	6.1	6.2	5.9	6.2	6.0	5.8	5.7	6.1	5.8	5.8	6.3	6.5	6.4	6.2	6.9	8.1	7.7	7.5	8.0	8.3	8.4	8.2	8.8	8.6	8.3	8.5	8.0	7.7	7.9	7.8	7.2	7.9	7.2	7.3	7.3	7.7	6.6	6.1	4.9	3.9	3.2	4.2	5.4	7.7	6.5	6.4	6.8	6.3	6.8	13.2	12.1	11.9	14.1	14.2	10.4	9.6	14.4	19.3
2018	6.9	6.8	6.5	6.2	6.3	6.7	7.3	7.4	7.0	7.1	6.7	6.4	7.1	6.8	6.9	7.1	7.5	7.5	7.3	7.2	6.9	7.3	7.5	7.6	7.4	7.2	7.0	6.9	7.0	6.4	6.0	6.1	6.4	5.9	5.9	6.0	5.7	6.0	5.7	5.6	5.5	5.9	5.6	5.6	6.0	6.2	6.1	5.9	6.6	7.8	7.4	7.1	7.7	7.9	8.0	7.8	8.4	8.2	7.9	8.1	7.5	7.2	7.4	7.3	6.7	7.3	6.7	6.7	6.7	7.1	6.0	5.5	4.4	3.4	2.7	3.6	4.6	6.8	5.6	5.4	5.7	5.2	5.5	11.1	9.9	9.4	11.0	10.5	6.9	5.4	7.1	5.8	-6.2
2019	7.1	7.1	6.7	6.4	6.6	6.9	7.6	7.6	7.2	7.3	6.9	6.7	7.4	7.1	7.1	7.4	7.8	7.8	7.6	7.5	7.1	7.6	7.8	7.8	7.7	7.4	7.3	7.2	7.3	6.7	6.4	6.4	6.8	6.3	6.2	6.3	6.0	6.3	6.1	5.9	5.9	6.2	6.0	6.0	6.4	6.6	6.5	6.3	7.0	8.2	7.8	7.6	8.1	8.4	8.5	8.3	8.9	8.7	8.4	8.6	8.1	7.8	8.1	7.9	7.4	8.0	7.4	7.5	7.5	7.9	6.9	6.4	5.4	4.5	3.8	4.8	5.9	7.9	6.9	6.8	7.2	6.8	7.3	12.6	11.6	11.4	13.0	12.9	10.2	9.7	12.1	12.9	9.8	28.5
2020	7.2	7.2	6.8	6.5	6.7	7.0	7.7	7.7	7.3	7.4	7.1	6.8	7.5	7.2	7.3	7.5	7.9	7.9	7.7	7.6	7.3	7.7	7.9	8.0	7.8	7.6	7.4	7.3	7.4	6.9	6.5	6.6	6.9	6.4	6.4	6.5	6.2	6.5	6.3	6.1	6.0	6.4	6.2	6.2	6.6	6.8	6.7	6.5	7.2	8.4	8.0	7.8	8.3	8.6	8.7	8.5	9.1	8.9	8.6	8.8	8.3	8.1	8.3	8.2	7.7	8.3	7.7	7.8	7.8	8.2	7.3	6.8	5.9	5.0	4.4	5.3	6.4	8.4	7.4	7.4	7.8	7.5	8.0	12.9	12.1	11.9	13.5	13.4	11.1	10.9	13.0	13.9	12.1	22.5	16.8
2021	7.3	7.3	7.0	6.6	6.8	7.2	7.8	7.9	7.4	7.6	7.2	6.9	7.6	7.3	7.4	7.7	8.0	8.0	7.8	7.7	7.4	7.9	8.0	8.1	8.0	7.7	7.6	7.5	7.6	7.0	6.7	6.8	7.1	6.6	6.6	6.7	6.4	6.7	6.5	6.4	6.3	6.7	6.4	6.4	6.9	7.0	7.0	6.8	7.5	8.6	8.2	8.0	8.6	8.8	8.9	8.7	9.3	9.1	8.9	9.1	8.6	8.4	8.6	8.5	8.0	8.6	8.1	8.2	8.2	8.6	7.7	7.3	6.4	5.6	5.1	6.0	7.1	9.0	8.1	8.1	8.6	8.3	8.8	13.5	12.7	12.7	14.1	14.1	12.2	12.1	14.2	15.1	14.1	21.8	18.5	20.2
2022	7.0	6.9	6.6	6.3	6.4	6.8	7.4	7.5	7.0	7.1	6.8	6.5	7.2	6.9	7.0	7.2	7.6	7.6	7.4	7.3	7.0	7.4	7.6	7.6	7.5	7.2	7.1	7.0	7.1	6.5	6.2	6.2	6.6	6.1	6.0	6.2	5.9	6.1	5.9	5.8	5.7	6.0	5.8	5.8	6.2	6.4	6.3	6.1	6.8	7.9	7.5	7.2	7.7	8.0	8.1	7.8	8.4	8.2	8.0	8.1	7.6	7.4	7.6	7.4	6.9	7.5	6.9	7.0	7.0	7.3	6.4	5.9	5.0	4.2	3.7	4.5	5.4	7.1	6.2	6.1	6.4	6.0	6.3	10.4	9.5	9.1	10.1	9.7	7.6	7.0	7.9	7.6	5.4	8.6	2.6	-3.8	-23.1
2023	7.1	7.1	6.8	6.4	6.6	6.9	7.5	7.6	7.2	7.3	7.0	6.7	7.3	7.1	7.2	7.4	7.8	7.7	7.6	7.4	7.1	7.6	7.7	7.8	7.6	7.4	7.3	7.2	7.3	6.7	6.4	6.5	6.8	6.3	6.3	6.4	6.1	6.4	6.2	6.0	5.9	6.3	6.1	6.1	6.5	6.6	6.6	6.4	7.1	8.1	7.8	7.5	8.0	8.3	8.4	8.2	8.7	8.5	8.3	8.4	8.0	7.8	8.0	7.8	7.4	7.9	7.4	7.4	7.5	7.8	6.9	6.5	5.7	4.9	4.4	5.2	6.1	7.8	6.9	6.9	7.2	6.9	7.3	11.1	10.3	10.1	11.1	10.8	9.0	8.6	9.6	9.6	8.1	11.2	7.2	4.2	-3.0	22.2

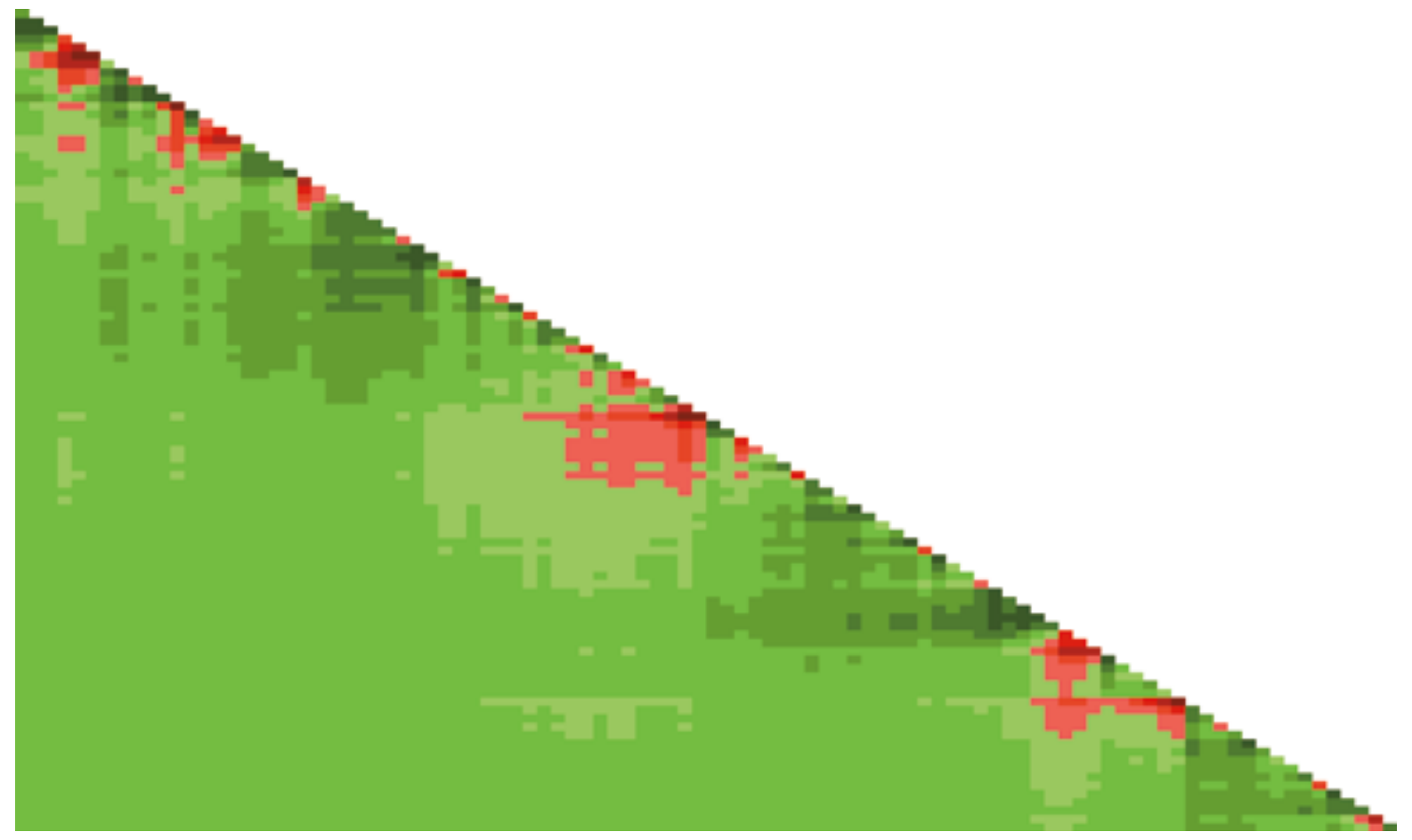

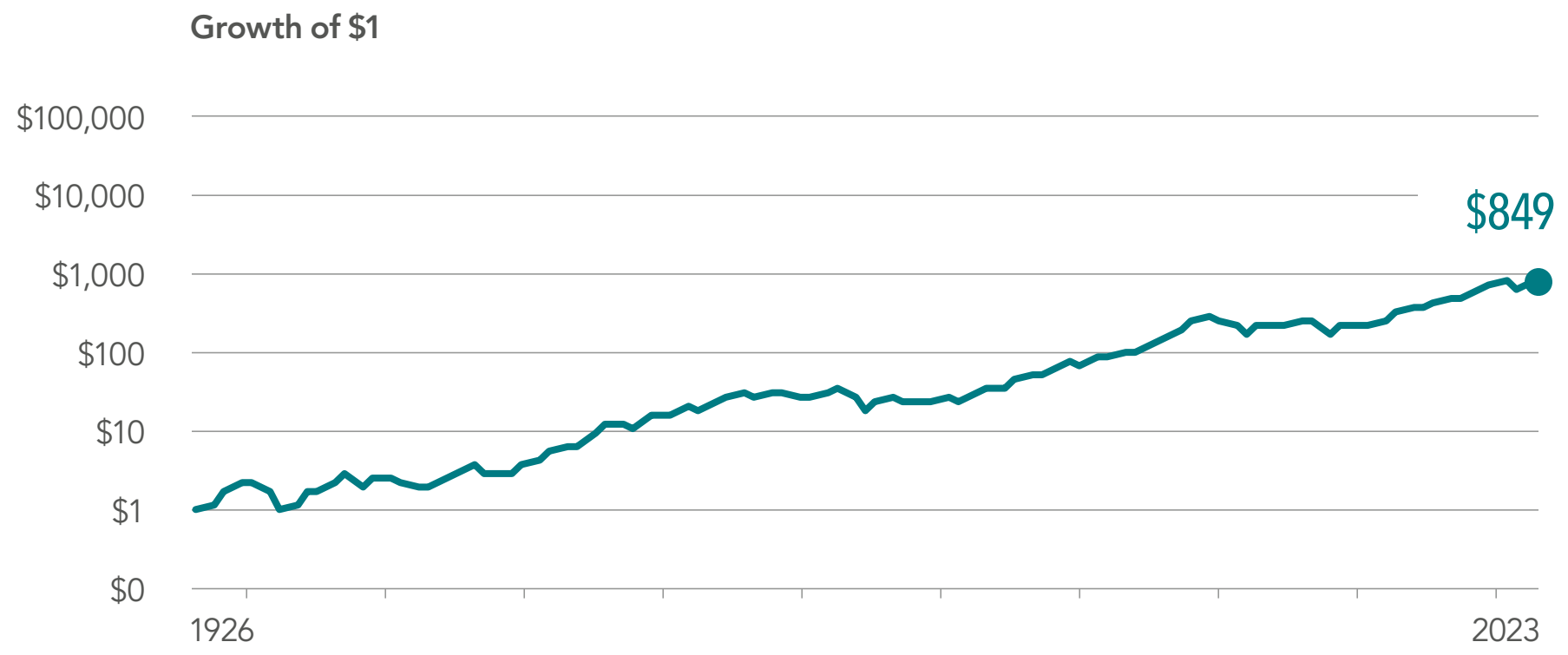

See Sources and Descriptions of Data.



One-Month US Treasury Bills

Inflation Adjusted

1926–2023

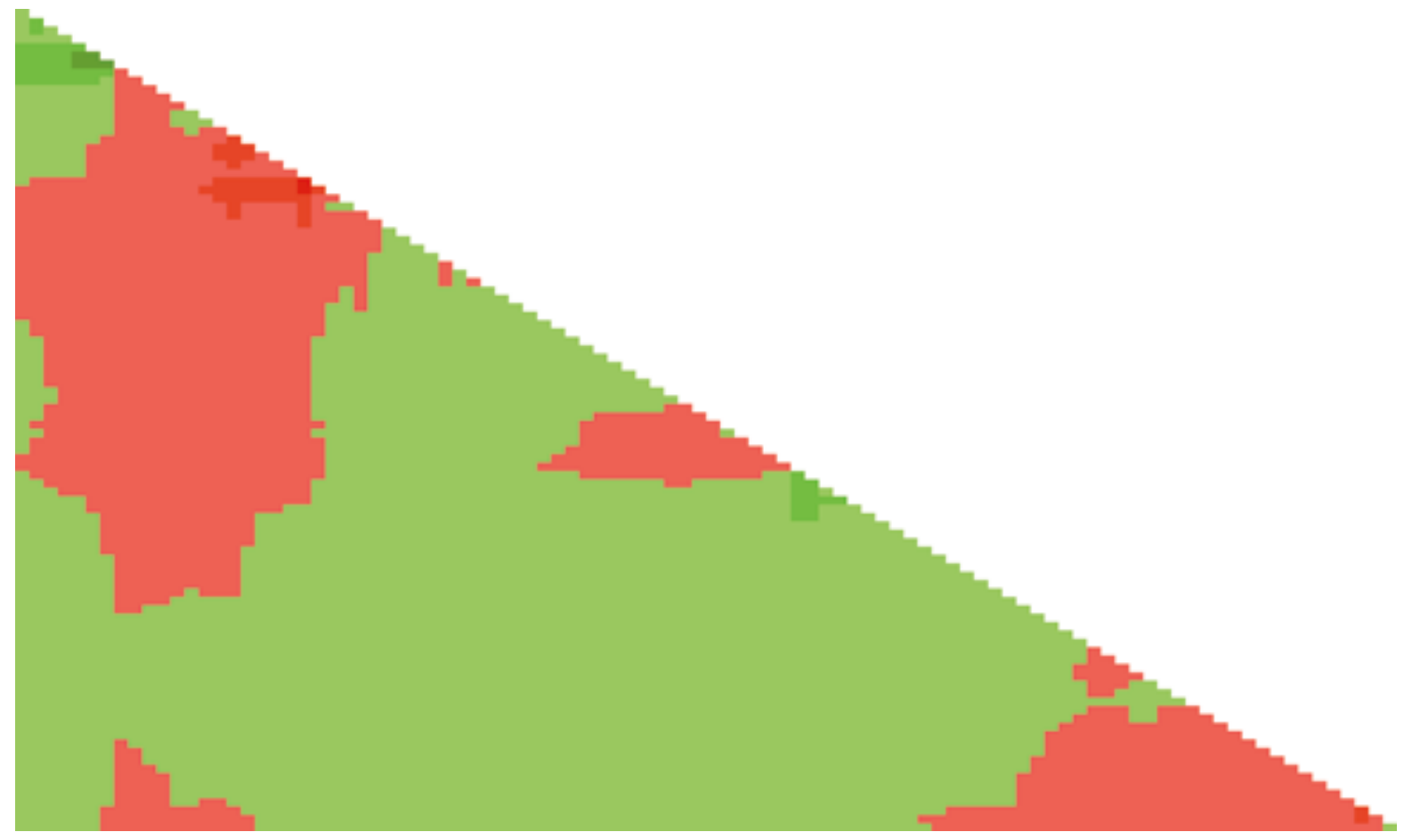

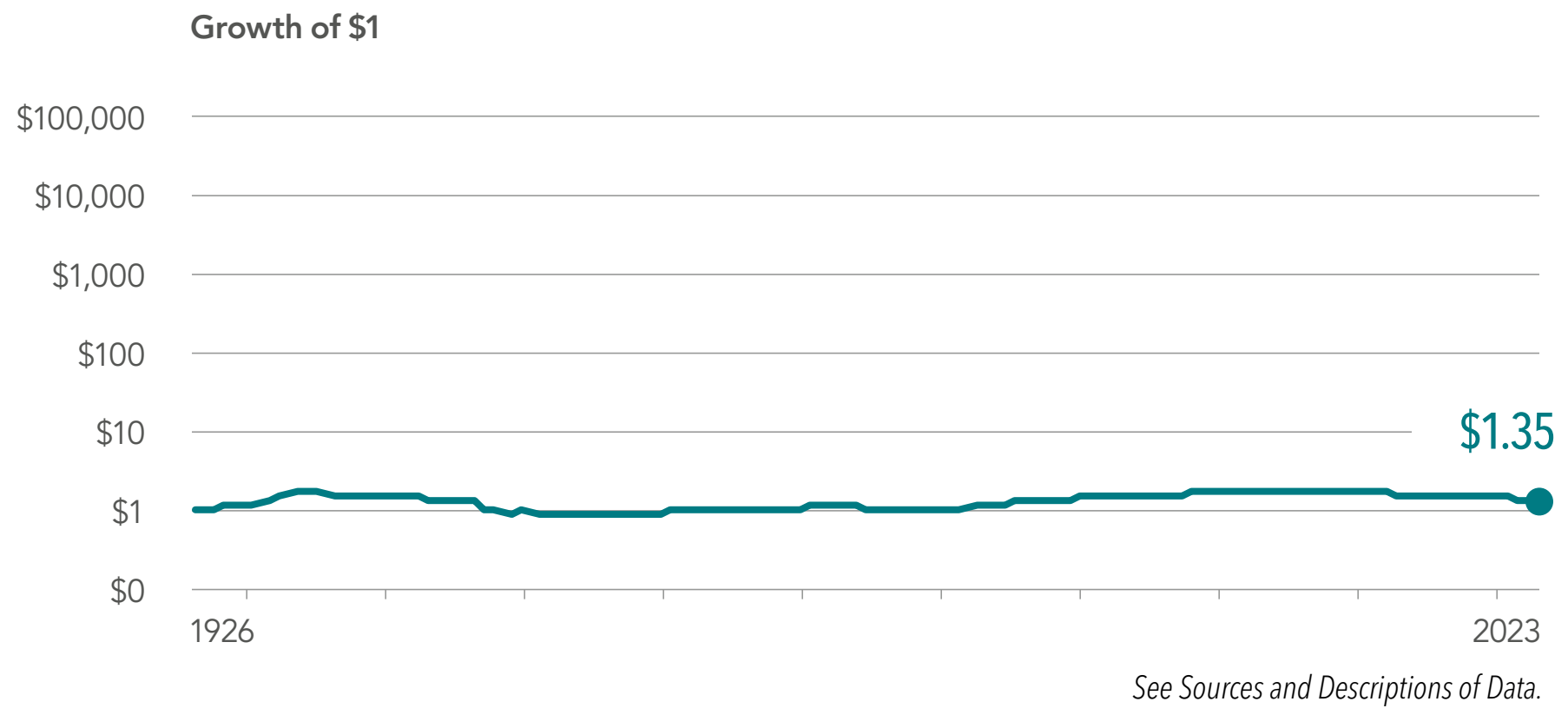

See Sources and Descriptions of Data.

Dimensional Core Market Index Allocations

WEIGHTS (%)

The Dimensional Index Allocations represent Dimensional's research-driven, systematic approach to asset allocation. The Core Market Index Allocations are constructed using mostly Dimensional indices, which are designed to have a systematic emphasis on the reliable drivers of higher expected returns within equities and fixed income. The allocations may inform expectations about the performance of different asset allocations over time and about return deviations vs. the market.

EQUITY	**0%**	**20%**	**40%**	**60%**	**80%**	**100%**
Dimensional US Core Equity Market Index	0.0	13.8	27.6	41.4	55.2	69.0
Dimensional International Core Equity Market Index	0.0	4.0	8.0	12.0	16.0	20.0
Dimensional Emerging Markets Core Equity Market Index	0.0	1.8	3.6	5.4	7.2	9.0
S&P Global REIT Index	0.0	0.4	0.8	1.2	1.6	2.0
FIXED INCOME	**100%**	**80%**	**60%**	**40%**	**20%**	**0%**
Bloomberg US TIPS Index	20.0	10.0	0.0	0.0	0.0	0.0
Dimensional US Ultra-Short Fixed Income Index	20.0	10.0	0.0	0.0	0.0	0.0
Dimensional Short-Term Extended Quality Index	60.0	50.0	40.0	25.0	10.0	0.0
Dimensional US Core Fixed Income Index	0.0	10.0	20.0	15.0	10.0	0.0

Weights as of December 31, 2023. Rebalanced monthly. Totals may not equal 100% due to rounding. For illustrative purposes only. The Index Allocations are unmanaged and are not subject to fees and expenses typically associated with managed accounts or investment funds. Indices are not available for direct investment. **Past performance is no guarantee of future results.**

The Dimensional indices used in the construction of the Index Allocations represent academic concepts that may be used in portfolio construction. The Index Allocations and the indices are not available for direct investment or for use as a benchmark. Their performance does not reflect the expenses associated with the management of an actual portfolio. The Index Allocations and index returns are not representative of actual portfolios and do not reflect costs and fees associated with an actual investment. See "Sources and Descriptions of Data" for additional information, including descriptions of the Dimensional index data.

Dimensional Core Market Index Allocations

SUMMARY STATISTICS

As of December 31, 2023

EQUITY	**0%**	**20%**	**40%**	**60%**	**80%**	**100%**
FIXED INCOME	**100%**	**80%**	**60%**	**40%**	**20%**	**0%**
1-Year Total Return (%)	4.79	8.41	12.05	15.38	18.74	22.04
3-Year Total Return (%)	0.05	1.19	2.25	3.92	5.54	7.32
5-Year Total Return (%)	2.11	4.28	6.36	8.61	10.78	12.89
10-Year Total Return (%)	1.80	3.41	4.96	6.47	7.91	9.26
15-Year Total Return (%)	2.61	4.66	6.66	8.50	10.26	11.90
20-Year Total Return (%)	2.82	4.28	5.66	6.85	7.96	8.93
Annualized Return (%) 1985–2023	5.18	6.55	7.86	8.86	9.78	10.55
Annualized Standard Deviation (%) 1985–2023	2.56	4.10	6.69	9.43	12.28	15.15
Lowest 1-Year Return (%)	−6.31 (10/21–09/22)	−11.92 (03/08–02/09)	−21.29 (03/08–02/09)	−30.57 (03/08–02/09)	−38.98 (03/08–02/09)	−46.59 (03/08–02/09)
Lowest Annualized 3-Year Return (%)	−0.75 (10/20–09/23)	0.43 (03/06–02/09)	−3.13 (03/06–02/09)	−7.02 (03/06–02/09)	−10.89 (03/06–02/09)	−14.77 (03/06–02/09)
Highest 1-Year Return (%)	18.00 (04/85–03/86)	24.97 (04/85–03/86)	32.35 (05/85–04/86)	40.16 (03/09–02/10)	50.85 (03/09–02/10)	61.96 (03/09–02/10)
Highest Annualized 3-Year Return (%)	11.07 (03/85–02/88)	15.08 (03/85–02/88)	19.08 (03/85–02/88)	22.35 (03/85–02/88)	25.80 (05/85–04/88)	29.23 (05/85–04/88)
Growth of $1 1985–2023	7.16	11.90	19.10	27.45	38.06	49.90

Assumes all strategies have been rebalanced monthly. Highest and lowest one-year and three-year returns are calculated from periods overlapping monthly. **Annualized standard deviation is calculated from monthly data. All performance results of the Index Allocations are based on performance of indices with backtested asset allocations; the performance was achieved with the benefit of hindsight; it does not represent actual investment strategies. The allocation's performance does not reflect advisory fees or other expenses associated with the management of an actual portfolio. There are limitations inherent in asset allocations. In particular, performance may not reflect the impact that economic and market factors may have had on the advisor's decision-making if the advisor were actually managing client money. Past performance is no guarantee of future results.**

Dimensional Core Market Index Allocation

100% Fixed Income

1985–2023

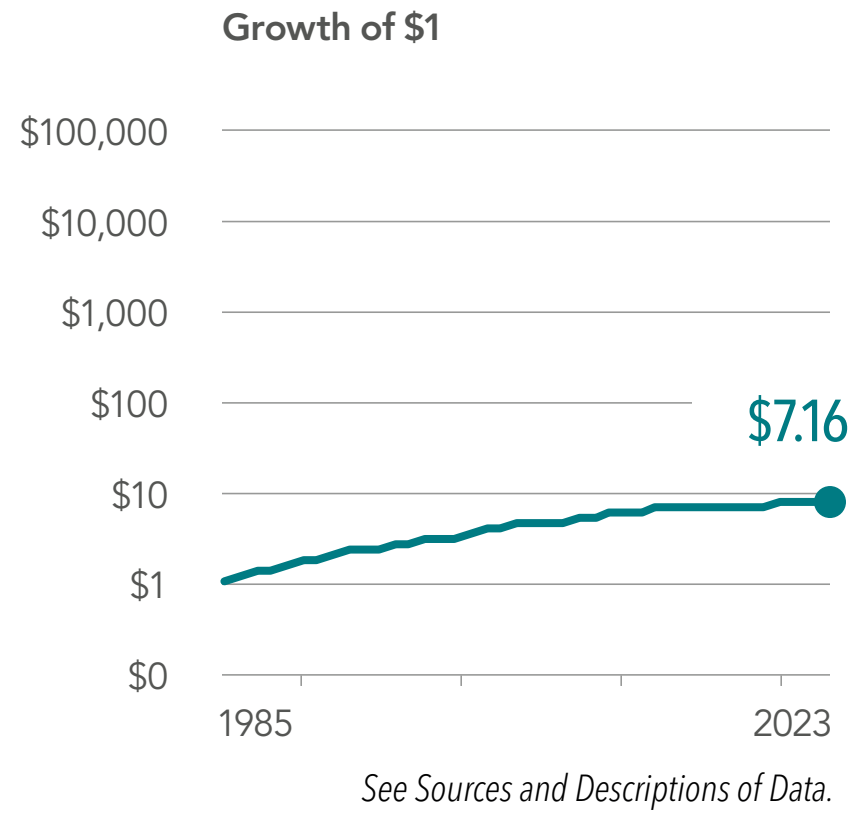

See Sources and Descriptions of Data.

	1985	1986	1987	1988	1989	1990	1991	1992	1993	1994	1995	1996	1997	1998	1999	2000	2001	2002	2003	2004	2005	2006	2007	2008	2009	2010	2011	2012	2013	2014	2015	2016	2017	2018	2019	2020	2021	2022	2023
1985	15.1
1986	13.2	11.3
1987	10.3	8.0	4.8
1988	9.4	7.5	5.7	6.6
1989	9.8	8.5	7.6	9.1	11.7
1990	9.7	8.7	8.0	9.1	10.5	9.2
1991	10.1	9.3	8.9	9.9	11.0	10.7	12.2
1992	9.6	8.8	8.4	9.2	9.8	9.2	9.2	6.3
1993	9.3	8.6	8.2	8.8	9.3	8.7	8.5	6.7	7.0
1994	8.3	7.6	7.1	7.5	7.6	6.8	6.2	4.3	3.3	-0.3
1995	8.7	8.1	7.7	8.1	8.3	7.8	7.5	6.3	6.3	5.9	12.6
1996	8.3	7.8	7.4	7.7	7.8	7.3	7.0	6.0	5.9	5.5	8.5	4.6
1997	8.1	7.6	7.2	7.5	7.6	7.1	6.8	5.9	5.8	5.6	7.6	5.2	5.7
1998	8.0	7.5	7.2	7.4	7.5	7.0	6.7	6.0	5.9	5.7	7.2	5.5	6.0	6.2
1999	7.7	7.2	6.9	7.0	7.1	6.6	6.3	5.6	5.5	5.3	6.4	4.9	5.1	4.7	3.3
2000	7.7	7.3	7.0	7.2	7.2	6.8	6.6	6.0	5.9	5.8	6.8	5.7	5.9	6.0	5.9	8.6
2001	7.8	7.3	7.1	7.2	7.3	6.9	6.7	6.2	6.2	6.1	7.0	6.1	6.4	6.6	6.7	8.4	8.3
2002	7.9	7.5	7.2	7.4	7.4	7.1	6.9	6.5	6.5	6.4	7.3	6.6	6.9	7.1	7.4	8.8	8.9	9.5
2003	7.7	7.3	7.1	7.2	7.3	7.0	6.8	6.4	6.4	6.3	7.0	6.4	6.6	6.8	6.9	7.8	7.6	7.2	5.0
2004	7.5	7.1	6.9	7.0	7.0	6.7	6.5	6.1	6.1	6.0	6.6	6.0	6.2	6.3	6.3	6.9	6.4	5.8	4.1	3.1
2005	7.2	6.8	6.6	6.7	6.7	6.4	6.2	5.8	5.8	5.7	6.2	5.6	5.7	5.7	5.7	6.1	5.6	4.9	3.4	2.6	2.1
2006	7.1	6.7	6.5	6.5	6.5	6.3	6.1	5.7	5.6	5.5	6.0	5.4	5.5	5.5	5.4	5.7	5.2	4.7	3.5	3.0	2.9	3.7
2007	7.1	6.7	6.5	6.6	6.6	6.3	6.1	5.8	5.7	5.6	6.1	5.6	5.7	5.7	5.6	5.9	5.5	5.1	4.2	4.1	4.4	5.5	7.4
2008	6.8	6.5	6.3	6.3	6.3	6.0	5.9	5.5	5.4	5.3	5.8	5.2	5.3	5.3	5.2	5.4	5.0	4.5	3.7	3.5	3.6	4.0	4.2	1.1
2009	6.9	6.6	6.4	6.4	6.4	6.2	6.0	5.7	5.7	5.6	6.0	5.5	5.6	5.6	5.5	5.7	5.4	5.1	4.5	4.4	4.6	5.3	5.8	5.0	9.1
2010	6.8	6.5	6.3	6.4	6.4	6.1	6.0	5.6	5.6	5.5	5.9	5.5	5.5	5.5	5.5	5.7	5.4	5.0	4.5	4.4	4.7	5.2	5.5	4.9	6.9	4.8
2011	6.7	6.4	6.2	6.3	6.3	6.1	5.9	5.6	5.6	5.5	5.8	5.4	5.5	5.5	5.4	5.6	5.3	5.0	4.5	4.5	4.7	5.1	5.4	4.9	6.2	4.8	4.7
2012	6.6	6.3	6.2	6.2	6.2	6.0	5.8	5.5	5.5	5.4	5.7	5.3	5.4	5.4	5.3	5.5	5.2	4.9	4.5	4.4	4.6	4.9	5.1	4.7	5.6	4.5	4.3	3.9
2013	6.4	6.1	5.9	5.9	5.9	5.7	5.5	5.2	5.2	5.1	5.4	5.0	5.0	4.9	4.9	5.0	4.7	4.4	4.0	3.9	3.9	4.2	4.2	3.7	4.2	3.1	2.5	1.4	-1.1
2014	6.2	5.9	5.7	5.8	5.7	5.5	5.4	5.1	5.0	4.9	5.2	4.8	4.8	4.8	4.7	4.8	4.5	4.2	3.8	3.7	3.7	3.9	3.9	3.5	3.9	2.8	2.4	1.6	0.4	2.0
2015	6.0	5.7	5.5	5.6	5.5	5.3	5.2	4.9	4.8	4.7	5.0	4.6	4.6	4.5	4.4	4.5	4.2	3.9	3.5	3.4	3.4	3.6	3.5	3.1	3.4	2.4	2.0	1.3	0.4	1.2	0.4
2016	5.9	5.6	5.4	5.5	5.4	5.2	5.0	4.8	4.7	4.6	4.8	4.5	4.5	4.4	4.3	4.4	4.1	3.8	3.4	3.3	3.3	3.4	3.4	3.0	3.2	2.4	2.0	1.5	0.9	1.6	1.4	2.3
2017	5.8	5.5	5.3	5.3	5.3	5.1	4.9	4.6	4.6	4.5	4.7	4.3	4.3	4.3	4.2	4.2	4.0	3.7	3.3	3.2	3.2	3.3	3.3	2.9	3.1	2.3	2.0	1.5	1.1	1.6	1.5	2.0	1.7
2018	5.6	5.4	5.2	5.2	5.1	4.9	4.8	4.5	4.4	4.3	4.5	4.2	4.2	4.1	4.0	4.0	3.8	3.5	3.2	3.1	3.1	3.1	3.1	2.7	2.9	2.2	1.9	1.5	1.1	1.5	1.4	1.7	1.4	1.0
2019	5.6	5.4	5.2	5.2	5.1	4.9	4.8	4.5	4.5	4.4	4.6	4.2	4.2	4.2	4.1	4.1	3.9	3.6	3.3	3.2	3.2	3.3	3.2	2.9	3.1	2.5	2.2	1.9	1.6	2.1	2.1	2.6	2.6	3.1	5.2
2020	5.6	5.4	5.2	5.2	5.2	4.9	4.8	4.6	4.5	4.4	4.6	4.3	4.3	4.2	4.1	4.2	3.9	3.7	3.4	3.3	3.3	3.4	3.4	3.1	3.3	2.7	2.5	2.3	2.1	2.6	2.7	3.1	3.3	3.8	5.3	5.3
2021	5.5	5.2	5.1	5.1	5.0	4.8	4.7	4.4	4.4	4.3	4.4	4.1	4.1	4.1	4.0	4.0	3.8	3.6	3.3	3.2	3.2	3.2	3.2	2.9	3.1	2.6	2.4	2.1	1.9	2.3	2.4	2.7	2.8	3.1	3.8	3.0	0.8
2022	5.2	4.9	4.8	4.8	4.7	4.5	4.4	4.1	4.0	3.9	4.1	3.8	3.8	3.7	3.6	3.6	3.4	3.1	2.8	2.7	2.7	2.7	2.7	2.4	2.5	2.0	1.7	1.5	1.2	1.5	1.4	1.5	1.4	1.4	1.4	0.2	-2.2	-5.2
2023	5.2	4.9	4.8	4.8	4.7	4.5	4.4	4.1	4.1	4.0	4.1	3.8	3.8	3.7	3.6	3.6	3.4	3.2	2.9	2.8	2.8	2.8	2.8	2.5	2.6	2.2	2.0	1.7	1.5	1.8	1.8	1.9	1.9	1.9	2.1	1.3	0.0	-0.3	4.8

Dimensional Core Market Index Allocation

20% Equity, 80% Fixed Income

1985–2023

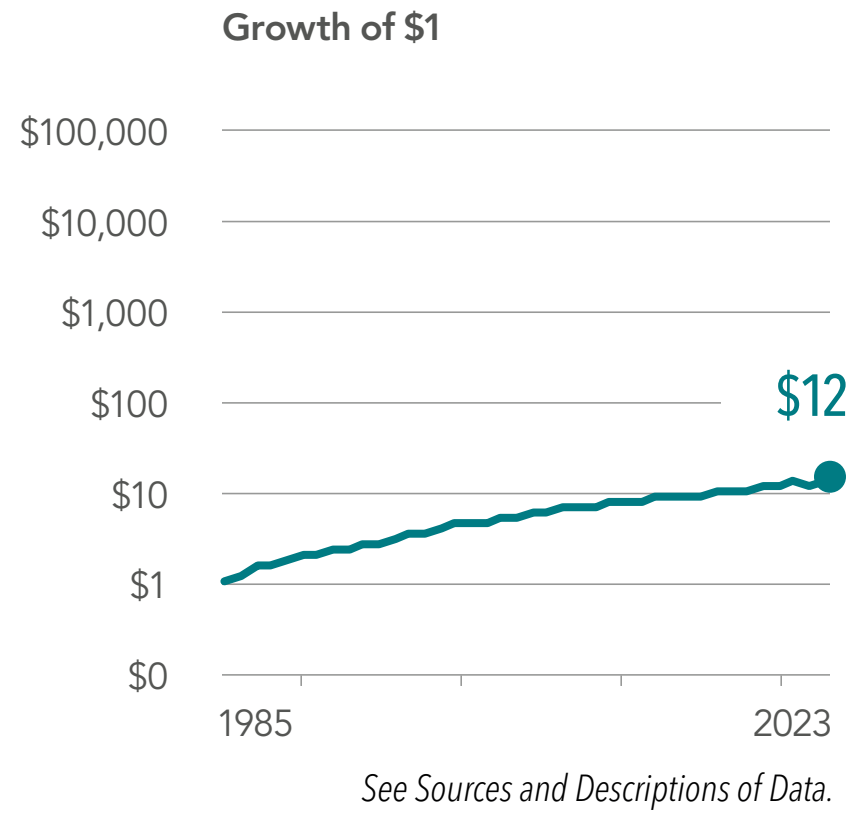

See Sources and Descriptions of Data.

	1985	1986	1987	1988	1989	1990	1991	1992	1993	1994	1995	1996	1997	1998	1999	2000	2001	2002	2003	2004	2005	2006	2007	2008	2009	2010	2011	2012	2013	2014	2015	2016	2017	2018	2019	2020	2021	2022	2023
1985	20.4
1986	18.0	15.7
1987	14.2	11.3	7.0
1988	13.2	10.9	8.5	10.1
1989	13.3	11.6	10.3	12.0	13.9
1990	11.7	10.1	8.7	9.3	8.9	4.2
1991	12.2	10.9	9.9	10.7	10.9	9.4	14.9
1992	11.3	10.0	9.1	9.5	9.4	7.9	9.8	4.9
1993	11.1	10.0	9.2	9.6	9.5	8.4	9.9	7.5	10.1
1994	10.0	8.9	8.1	8.2	7.9	6.8	7.4	5.0	5.1	0.3
1995	10.4	9.5	8.8	9.1	8.9	8.1	8.9	7.5	8.3	7.5	15.1
1996	10.1	9.2	8.6	8.8	8.6	7.9	8.5	7.3	7.9	7.2	10.8	6.7
1997	10.0	9.2	8.6	8.8	8.7	8.0	8.6	7.6	8.1	7.6	10.1	7.7	8.8
1998	10.0	9.2	8.7	8.9	8.7	8.2	8.7	7.8	8.3	8.0	10.0	8.3	9.1	9.5
1999	9.8	9.0	8.6	8.7	8.6	8.0	8.5	7.7	8.1	7.8	9.3	7.9	8.3	8.1	6.7
2000	9.5	8.8	8.3	8.4	8.3	7.8	8.2	7.4	7.8	7.4	8.6	7.4	7.6	7.2	6.0	5.4
2001	9.2	8.5	8.1	8.2	8.0	7.5	7.8	7.2	7.4	7.1	8.1	7.0	7.0	6.6	5.6	5.0	4.7
2002	8.9	8.3	7.8	7.9	7.7	7.3	7.5	6.9	7.1	6.7	7.6	6.5	6.5	6.1	5.2	4.7	4.4	4.2
2003	9.0	8.4	8.0	8.1	7.9	7.5	7.8	7.2	7.4	7.1	7.9	7.1	7.1	6.8	6.3	6.2	6.5	7.4	10.6
2004	8.8	8.3	7.9	7.9	7.8	7.4	7.6	7.1	7.3	7.0	7.7	6.9	6.9	6.7	6.2	6.1	6.3	6.8	8.1	5.7
2005	8.6	8.0	7.6	7.7	7.5	7.2	7.4	6.8	7.0	6.7	7.3	6.6	6.6	6.3	5.9	5.7	5.8	6.1	6.7	4.8	3.8
2006	8.5	8.0	7.6	7.7	7.5	7.2	7.3	6.9	7.0	6.8	7.3	6.6	6.6	6.4	6.0	5.9	6.0	6.3	6.8	5.6	5.5	7.2
2007	8.5	8.0	7.6	7.7	7.5	7.2	7.4	6.9	7.0	6.8	7.3	6.7	6.7	6.5	6.2	6.1	6.2	6.5	7.0	6.1	6.2	7.4	7.6
2008	7.8	7.2	6.9	6.9	6.7	6.3	6.5	6.0	6.0	5.8	6.2	5.5	5.4	5.1	4.7	4.5	4.4	4.3	4.3	3.1	2.5	2.0	-0.4	-7.9
2009	8.0	7.5	7.2	7.2	7.1	6.7	6.9	6.4	6.5	6.3	6.7	6.1	6.1	5.9	5.6	5.4	5.5	5.5	5.7	5.0	4.8	5.0	4.4	2.8	14.6
2010	8.0	7.5	7.2	7.2	7.1	6.8	6.9	6.5	6.6	6.4	6.8	6.3	6.2	6.0	5.7	5.7	5.7	5.8	6.0	5.4	5.3	5.6	5.2	4.4	11.1	7.8
2011	7.8	7.4	7.0	7.0	6.9	6.6	6.7	6.3	6.4	6.2	6.6	6.0	6.0	5.8	5.5	5.4	5.4	5.5	5.6	5.0	4.9	5.1	4.7	4.0	8.3	5.3	2.9
2012	7.8	7.3	7.0	7.0	6.9	6.6	6.7	6.3	6.4	6.2	6.6	6.1	6.0	5.9	5.6	5.5	5.5	5.6	5.8	5.2	5.2	5.4	5.1	4.6	7.9	5.8	4.8	6.7
2013	7.7	7.2	6.9	6.9	6.8	6.5	6.6	6.3	6.3	6.1	6.5	6.0	6.0	5.8	5.5	5.4	5.5	5.5	5.6	5.2	5.1	5.2	5.0	4.5	7.2	5.5	4.7	5.6	4.5
2014	7.5	7.1	6.8	6.8	6.7	6.4	6.5	6.1	6.2	6.0	6.3	5.8	5.8	5.6	5.4	5.3	5.3	5.3	5.4	5.0	4.9	5.0	4.8	4.4	6.5	5.0	4.3	4.8	3.9	3.2
2015	7.3	6.9	6.6	6.6	6.4	6.1	6.2	5.9	5.9	5.7	6.0	5.6	5.5	5.3	5.1	5.0	5.0	5.0	5.0	4.6	4.5	4.6	4.3	3.9	5.6	4.2	3.5	3.7	2.7	1.8	0.4
2016	7.2	6.8	6.5	6.5	6.3	6.1	6.1	5.8	5.8	5.7	5.9	5.5	5.4	5.3	5.0	4.9	4.9	4.9	5.0	4.6	4.5	4.5	4.3	3.9	5.5	4.2	3.6	3.8	3.1	2.6	2.3	4.2
2017	7.1	6.7	6.5	6.5	6.3	6.1	6.1	5.8	5.9	5.7	5.9	5.5	5.5	5.3	5.1	5.0	5.0	5.0	5.0	4.7	4.6	4.6	4.4	4.1	5.5	4.4	4.0	4.1	3.6	3.4	3.5	5.1	5.9
2018	6.9	6.5	6.2	6.2	6.1	5.8	5.9	5.6	5.6	5.4	5.6	5.2	5.2	5.0	4.8	4.7	4.6	4.6	4.7	4.3	4.2	4.2	4.0	3.6	4.9	3.8	3.3	3.4	2.9	2.6	2.4	3.1	2.5	-0.8
2019	7.0	6.6	6.3	6.3	6.2	6.0	6.0	5.7	5.7	5.6	5.8	5.4	5.4	5.2	5.0	4.9	4.9	4.9	5.0	4.6	4.6	4.6	4.4	4.1	5.3	4.4	4.1	4.2	3.8	3.7	3.8	4.7	4.9	4.4	9.9
2020	7.0	6.7	6.4	6.4	6.3	6.0	6.1	5.8	5.8	5.7	5.9	5.5	5.5	5.3	5.2	5.1	5.1	5.1	5.1	4.8	4.8	4.8	4.7	4.5	5.6	4.8	4.5	4.6	4.4	4.4	4.6	5.4	5.7	5.7	9.1	8.3
2021	6.9	6.6	6.3	6.3	6.2	6.0	6.0	5.7	5.8	5.6	5.8	5.5	5.4	5.3	5.1	5.0	5.0	5.0	5.1	4.8	4.7	4.8	4.6	4.4	5.4	4.7	4.4	4.6	4.4	4.3	4.5	5.2	5.4	5.3	7.4	6.1	4.0
2022	6.5	6.2	5.9	5.9	5.7	5.5	5.6	5.3	5.3	5.1	5.3	4.9	4.9	4.7	4.5	4.4	4.4	4.4	4.4	4.1	4.0	4.0	3.8	3.5	4.4	3.7	3.3	3.4	3.0	2.9	2.8	3.2	3.0	2.4	3.3	1.1	-2.2	-8.1
2023	6.6	6.2	6.0	5.9	5.8	5.6	5.6	5.4	5.4	5.2	5.4	5.1	5.0	4.9	4.7	4.6	4.6	4.6	4.6	4.3	4.2	4.2	4.1	3.8	4.7	4.0	3.7	3.8	3.5	3.4	3.4	3.8	3.8	3.4	4.3	2.9	1.2	-0.2	8.4

Dimensional Core Market Index Allocation

40% Equity, 60% Fixed Income

1985–2023



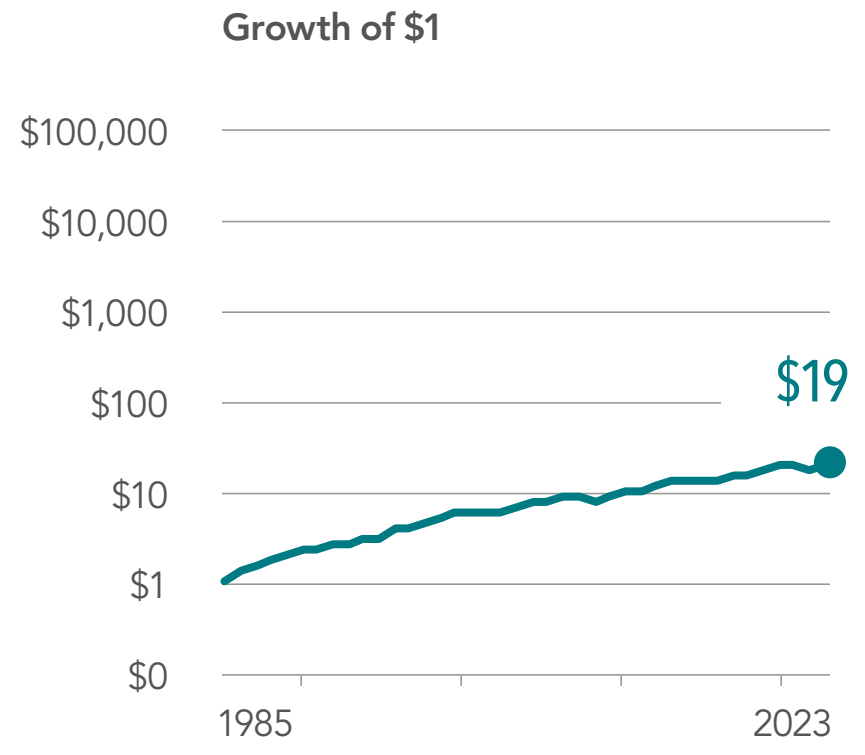
Growth of $1

See Sources and Descriptions of Data.

	1985	1986	1987	1988	1989	1990	1991	1992	1993	1994	1995	1996	1997	1998	1999	2000	2001	2002	2003	2004	2005	2006	2007	2008	2009	2010	2011	2012	2013	2014	2015	2016	2017	2018	2019	2020	2021	2022	2023
1985	25.9																																					
1986	23.0	20.2																																				
1987	18.1	14.4	9.0																																			
1988	17.0	14.2	11.3	13.7																																		
1989	16.8	14.7	12.9	14.9	16.0																																	
1990	13.7	11.4	9.3	9.4	7.2	-0.9																																
1991	14.2	12.4	10.9	11.4	10.6	8.0	17.6																															
1992	12.8	11.1	9.6	9.8	8.8	6.5	10.3	3.5																														
1993	12.9	11.3	10.1	10.3	9.7	8.1	11.3	8.3	13.2																													
1994	11.6	10.1	8.9	8.9	8.1	6.6	8.6	5.8	6.9	0.9																												
1995	12.1	10.9	9.9	10.0	9.5	8.4	10.4	8.6	10.4	8.9	17.6																											
1996	11.9	10.7	9.8	9.8	9.4	8.5	10.1	8.6	10.0	8.9	13.1	8.8																										
1997	11.9	10.8	9.9	10.0	9.6	8.9	10.3	9.2	10.3	9.6	12.7	10.3	11.8																									
1998	11.9	10.9	10.2	10.3	10.0	9.3	10.6	9.7	10.7	10.2	12.7	11.1	12.3	12.7																								
1999	11.8	10.9	10.2	10.3	10.0	9.4	10.6	9.7	10.7	10.2	12.2	10.9	11.6	11.5	10.2																							
2000	11.2	10.3	9.6	9.6	9.3	8.7	9.7	8.9	9.6	9.0	10.5	9.1	9.1	8.3	6.1	2.1																						
2001	10.6	9.7	9.0	9.0	8.6	8.1	8.9	8.1	8.6	8.0	9.1	7.7	7.5	6.4	4.4	1.6	1.1																					
2002	9.9	9.0	8.3	8.3	7.9	7.3	8.0	7.2	7.6	7.0	7.7	6.4	6.0	4.9	3.0	0.7	0.0	-1.1																				
2003	10.2	9.4	8.8	8.8	8.5	8.0	8.7	8.0	8.4	7.9	8.7	7.6	7.5	6.7	5.6	4.5	5.3	7.4	16.5																			
2004	10.1	9.3	8.8	8.8	8.5	8.0	8.6	8.0	8.4	7.9	8.7	7.7	7.6	7.0	6.0	5.2	6.0	7.7	12.3	8.3																		
2005	9.9	9.2	8.6	8.6	8.3	7.8	8.4	7.8	8.1	7.7	8.4	7.5	7.3	6.8	6.0	5.3	5.9	7.1	10.0	6.9	5.5																	
2006	9.9	9.2	8.7	8.7	8.4	8.0	8.6	8.0	8.3	7.9	8.6	7.8	7.7	7.2	6.5	6.0	6.7	7.8	10.2	8.2	8.1	10.7																
2007	9.8	9.2	8.7	8.7	8.4	8.0	8.5	8.0	8.3	7.9	8.5	7.8	7.7	7.3	6.7	6.3	6.9	7.8	9.7	8.1	8.0	9.3	7.9															
2008	8.6	7.9	7.4	7.3	7.0	6.5	7.0	6.4	6.6	6.1	6.5	5.7	5.4	4.9	4.1	3.5	3.7	4.0	4.9	2.7	1.4	0.0	-5.0	-16.3														
2009	9.0	8.4	7.9	7.9	7.6	7.2	7.6	7.1	7.3	7.0	7.4	6.7	6.5	6.1	5.5	5.0	5.4	5.9	6.9	5.4	4.9	4.7	2.8	0.3	20.1													
2010	9.1	8.5	8.0	8.0	7.7	7.4	7.8	7.3	7.5	7.2	7.6	6.9	6.8	6.4	5.9	5.5	5.9	6.4	7.4	6.2	5.8	5.9	4.7	3.7	15.3	10.7												
2011	8.8	8.2	7.7	7.7	7.4	7.1	7.4	7.0	7.1	6.8	7.2	6.6	6.4	6.0	5.5	5.1	5.4	5.9	6.7	5.5	5.1	5.0	3.9	3.0	10.3	5.7	0.9											
2012	8.8	8.2	7.8	7.8	7.5	7.2	7.5	7.1	7.3	7.0	7.3	6.7	6.6	6.3	5.8	5.5	5.8	6.2	6.9	5.9	5.6	5.7	4.8	4.2	10.1	7.0	5.1	9.5										
2013	8.9	8.3	7.9	7.9	7.6	7.3	7.7	7.2	7.4	7.1	7.5	6.9	6.8	6.5	6.1	5.8	6.1	6.5	7.2	6.4	6.2	6.2	5.6	5.2	10.2	7.8	6.8	9.9	10.3									
2014	8.7	8.2	7.8	7.7	7.5	7.2	7.5	7.1	7.3	7.0	7.3	6.8	6.7	6.4	6.0	5.7	6.0	6.4	7.0	6.2	6.0	6.0	5.5	5.1	9.2	7.1	6.2	8.1	7.4	4.5								
2015	8.4	7.9	7.5	7.5	7.2	6.9	7.2	6.8	7.0	6.7	7.0	6.5	6.3	6.0	5.7	5.4	5.6	5.9	6.5	5.7	5.5	5.4	4.9	4.5	7.9	5.9	5.0	6.1	4.9	2.4	0.3							
2016	8.4	7.8	7.5	7.4	7.2	6.9	7.2	6.8	6.9	6.7	6.9	6.4	6.3	6.0	5.7	5.4	5.6	5.9	6.5	5.7	5.5	5.5	5.0	4.7	7.6	6.0	5.2	6.1	5.2	3.6	3.1	6.0						
2017	8.4	7.9	7.5	7.5	7.3	7.0	7.3	6.9	7.1	6.8	7.1	6.6	6.5	6.2	5.9	5.7	5.9	6.2	6.7	6.0	5.9	5.9	5.5	5.2	7.9	6.5	5.9	6.8	6.2	5.2	5.5	8.2	10.3					
2018	8.1	7.6	7.2	7.2	6.9	6.6	6.9	6.5	6.7	6.4	6.6	6.2	6.1	5.8	5.5	5.2	5.4	5.7	6.1	5.4	5.2	5.2	4.8	4.5	6.8	5.4	4.8	5.3	4.7	3.6	3.3	4.4	3.6	-2.7				
2019	8.3	7.8	7.4	7.4	7.2	6.9	7.2	6.8	6.9	6.7	7.0	6.5	6.4	6.2	5.9	5.7	5.9	6.1	6.6	6.0	5.8	5.9	5.5	5.3	7.5	6.3	5.8	6.5	6.0	5.4	5.5	6.9	7.2	5.6	14.7			
2020	8.3	7.9	7.5	7.5	7.3	7.0	7.3	7.0	7.1	6.9	7.1	6.7	6.6	6.4	6.1	5.9	6.1	6.4	6.8	6.3	6.1	6.2	5.9	5.7	7.8	6.7	6.4	7.0	6.7	6.1	6.4	7.7	8.1	7.4	12.8	11.0		
2021	8.3	7.9	7.5	7.5	7.3	7.0	7.3	7.0	7.1	6.9	7.1	6.7	6.6	6.4	6.2	6.0	6.2	6.4	6.8	6.3	6.2	6.3	6.0	5.8	7.8	6.8	6.4	7.0	6.7	6.3	6.6	7.6	8.0	7.4	11.0	9.2	7.4	
2022	7.7	7.3	7.0	6.9	6.7	6.4	6.7	6.3	6.4	6.2	6.4	6.0	5.9	5.7	5.4	5.2	5.3	5.5	5.9	5.3	5.2	5.2	4.8	4.6	6.3	5.3	4.9	5.2	4.8	4.2	4.2	4.7	4.5	3.4	5.0	1.9	-2.3	-11.1
2023	7.9	7.4	7.1	7.0	6.9	6.6	6.8	6.5	6.6	6.4	6.6	6.2	6.1	5.9	5.6	5.5	5.6	5.8	6.2	5.7	5.5	5.5	5.2	5.1	6.7	5.8	5.4	5.8	5.4	5.0	5.0	5.6	5.6	4.8	6.4	4.4	2.2	-0.2	12.0

Dimensional Core Market Index Allocation

60% Equity, 40% Fixed Income

1985–2023



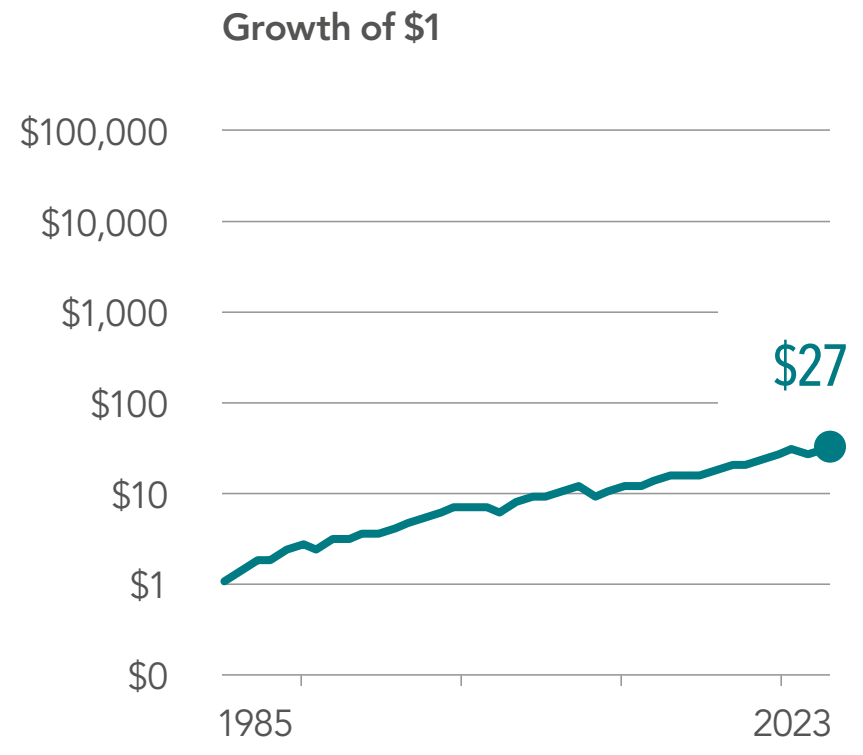
Growth of $1

See Sources and Descriptions of Data.

	1985	1986	1987	1988	1989	1990	1991	1992	1993	1994	1995	1996	1997	1998	1999	2000	2001	2002	2003	2004	2005	2006	2007	2008	2009	2010	2011	2012	2013	2014	2015	2016	2017	2018	2019	2020	2021	2022	2023
1985	30.2																																					
1986	27.1	24.1																																				
1987	21.5	17.3	10.8																																			
1988	20.4	17.3	14.0	17.3																																		
1989	19.9	17.4	15.2	17.5	17.7																																	
1990	15.1	12.3	9.6	9.1	5.3	-5.8																																
1991	15.7	13.4	11.4	11.6	9.7	5.9	19.1																															
1992	13.8	11.7	9.7	9.5	7.6	4.5	10.1	1.7																														
1993	14.1	12.2	10.6	10.6	9.2	7.2	12.0	8.6	15.9																													
1994	12.8	11.0	9.5	9.3	8.0	6.2	9.4	6.4	8.8	2.1																												
1995	13.4	11.8	10.5	10.5	9.5	8.2	11.3	9.4	12.1	10.2	19.0																											
1996	13.2	11.7	10.6	10.5	9.7	8.6	11.2	9.7	11.8	10.5	14.9	10.9																										
1997	13.2	11.9	10.9	10.9	10.2	9.2	11.6	10.4	12.2	11.3	14.6	12.4	13.9																									
1998	13.3	12.1	11.2	11.2	10.6	9.9	12.0	11.0	12.7	12.0	14.7	13.2	14.4	15.0																								
1999	13.4	12.3	11.4	11.5	11.0	10.3	12.3	11.5	12.9	12.4	14.6	13.6	14.4	14.7	14.5																							
2000	12.4	11.3	10.5	10.4	9.9	9.2	10.8	10.0	11.0	10.3	11.8	10.4	10.3	9.1	6.3	-1.4																						
2001	11.5	10.4	9.5	9.4	8.8	8.1	9.5	8.6	9.4	8.6	9.6	8.0	7.5	5.9	3.1	-2.2	-2.9																					
2002	10.4	9.3	8.5	8.3	7.7	7.0	8.1	7.2	7.7	6.8	7.4	5.9	5.1	3.4	0.7	-3.6	-4.6	-6.3																				
2003	11.0	10.0	9.3	9.2	8.6	8.0	9.2	8.4	9.0	8.3	9.1	7.9	7.5	6.4	4.8	2.5	3.8	7.4	23.0																			
2004	11.0	10.1	9.4	9.3	8.8	8.2	9.3	8.6	9.2	8.6	9.3	8.2	7.9	7.1	5.8	4.2	5.6	8.6	16.9	11.2																		
2005	10.9	10.0	9.3	9.2	8.7	8.2	9.2	8.5	9.1	8.5	9.1	8.2	7.9	7.1	6.1	4.7	6.0	8.3	13.7	9.3	7.4																	
2006	11.0	10.2	9.5	9.4	9.0	8.5	9.5	8.9	9.4	8.9	9.5	8.7	8.5	7.9	7.0	6.0	7.3	9.4	13.7	10.8	10.7	14.0																
2007	10.9	10.1	9.4	9.4	9.0	8.5	9.4	8.8	9.3	8.9	9.4	8.6	8.4	7.9	7.1	6.3	7.4	9.2	12.6	10.2	9.8	11.1	8.2															
2008	9.1	8.3	7.6	7.4	7.0	6.4	7.2	6.5	6.8	6.2	6.5	5.6	5.2	4.4	3.4	2.3	2.7	3.6	5.3	2.1	-0.1	-2.5	-9.8	-24.8														
2009	9.7	8.9	8.3	8.2	7.8	7.3	8.0	7.5	7.8	7.3	7.7	6.9	6.6	6.0	5.2	4.4	5.0	6.1	8.0	5.6	4.6	3.9	0.7	-2.9	25.4													
2010	9.8	9.1	8.5	8.4	8.0	7.6	8.3	7.7	8.1	7.6	8.0	7.3	7.0	6.5	5.9	5.1	5.8	6.8	8.6	6.6	5.9	5.6	3.6	2.1	19.0	12.9												
2011	9.4	8.7	8.1	8.0	7.6	7.2	7.8	7.3	7.6	7.1	7.4	6.8	6.5	6.0	5.3	4.6	5.1	6.0	7.4	5.7	4.9	4.5	2.7	1.3	11.9	5.7	-1.0											
2012	9.5	8.8	8.2	8.1	7.8	7.4	8.0	7.5	7.8	7.4	7.7	7.1	6.8	6.4	5.8	5.1	5.7	6.5	7.9	6.3	5.8	5.5	4.2	3.4	11.9	7.8	5.3	12.0										
2013	9.7	9.0	8.5	8.4	8.1	7.7	8.3	7.9	8.2	7.8	8.1	7.5	7.3	6.9	6.4	5.9	6.4	7.3	8.6	7.2	6.8	6.7	5.7	5.3	12.7	9.7	8.6	13.8	15.6									
2014	9.6	8.9	8.4	8.3	8.0	7.6	8.2	7.7	8.0	7.7	8.0	7.4	7.2	6.8	6.3	5.8	6.4	7.1	8.3	7.1	6.6	6.6	5.7	5.3	11.4	8.8	7.8	10.9	10.3	5.2								
2015	9.2	8.6	8.1	8.0	7.7	7.3	7.8	7.4	7.7	7.3	7.5	7.0	6.8	6.4	5.9	5.4	5.9	6.6	7.6	6.4	6.0	5.9	5.0	4.6	9.6	7.2	6.1	8.0	6.7	2.4	-0.3							
2016	9.2	8.6	8.1	8.0	7.7	7.3	7.8	7.4	7.7	7.3	7.6	7.0	6.9	6.5	6.0	5.6	6.0	6.6	7.6	6.5	6.2	6.0	5.3	5.0	9.4	7.3	6.4	8.0	7.0	4.2	3.7	7.9						
2017	9.3	8.7	8.3	8.2	7.9	7.6	8.1	7.7	7.9	7.6	7.9	7.4	7.2	6.9	6.5	6.1	6.5	7.1	8.1	7.1	6.8	6.7	6.1	5.9	10.0	8.2	7.6	9.1	8.5	6.8	7.3	11.3	14.7					
2018	8.9	8.3	7.9	7.8	7.5	7.1	7.6	7.2	7.4	7.1	7.3	6.8	6.6	6.3	5.9	5.5	5.9	6.4	7.2	6.3	5.9	5.8	5.2	4.9	8.4	6.7	6.0	7.0	6.2	4.4	4.2	5.7	4.6	-4.7				
2019	9.2	8.6	8.2	8.1	7.8	7.5	8.0	7.6	7.8	7.5	7.8	7.3	7.2	6.9	6.5	6.1	6.5	7.1	7.9	7.0	6.8	6.7	6.2	6.0	9.4	7.9	7.3	8.4	7.9	6.7	7.0	8.9	9.2	6.5	19.0			
2020	9.3	8.7	8.3	8.2	8.0	7.7	8.2	7.8	8.0	7.7	8.0	7.5	7.4	7.1	6.8	6.4	6.8	7.4	8.2	7.4	7.1	7.1	6.7	6.5	9.7	8.3	7.9	8.9	8.6	7.6	8.0	9.7	10.2	8.7	16.0	13.2		
2021	9.4	8.8	8.4	8.3	8.1	7.8	8.3	7.9	8.1	7.9	8.1	7.7	7.6	7.3	7.0	6.7	7.1	7.6	8.4	7.6	7.4	7.4	7.0	6.9	9.8	8.6	8.2	9.2	8.9	8.1	8.5	10.1	10.5	9.4	14.6	12.5	11.8	
2022	8.7	8.2	7.8	7.7	7.4	7.1	7.5	7.2	7.4	7.1	7.3	6.9	6.7	6.4	6.1	5.7	6.1	6.5	7.2	6.4	6.2	6.1	5.6	5.4	8.0	6.8	6.3	7.0	6.5	5.5	5.6	6.4	6.2	4.5	7.0	3.3	-1.4	-13.0
2023	8.9	8.4	8.0	7.9	7.6	7.3	7.8	7.4	7.6	7.3	7.5	7.1	7.0	6.8	6.4	6.1	6.5	6.9	7.6	6.9	6.6	6.6	6.2	6.0	8.5	7.4	7.0	7.7	7.3	6.5	6.6	7.5	7.4	6.3	8.6	6.2	3.9	0.2	15.4

Dimensional Core Market Index Allocation

80% Equity, 20% Fixed Income

1985–2023



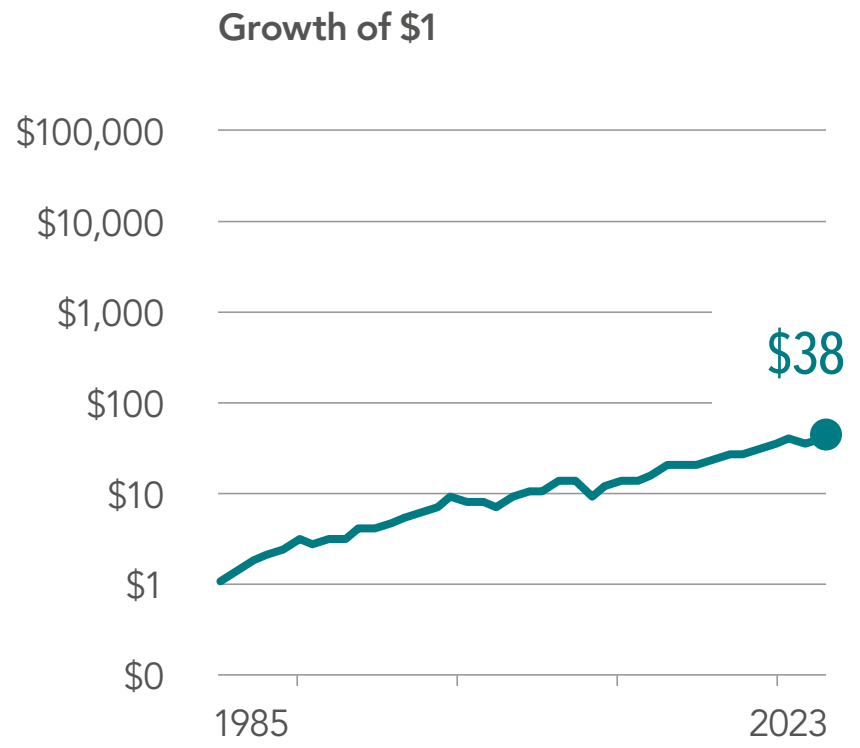

See Sources and Descriptions of Data.

	1985	1986	1987	1988	1989	1990	1991	1992	1993	1994	1995	1996	1997	1998	1999	2000	2001	2002	2003	2004	2005	2006	2007	2008	2009	2010	2011	2012	2013	2014	2015	2016	2017	2018	2019	2020	2021	2022	2023
1985	34.7
1986	31.3	28.1
1987	24.7	20.0	12.4
1988	23.8	20.3	16.6	21.0
1989	22.9	20.1	17.5	20.2	19.3
1990	16.5	13.2	9.7	8.8	3.2	-10.7
1991	17.1	14.4	11.8	11.6	8.7	3.7	20.5
1992	14.8	12.2	9.7	9.2	6.4	2.4	9.7	-0.1
1993	15.2	13.0	10.9	10.7	8.8	6.3	12.6	8.9	18.6
1994	13.9	11.8	10.0	9.6	7.8	5.7	10.2	7.0	10.7	3.3
1995	14.5	12.7	11.1	10.9	9.5	8.0	12.2	10.2	13.8	11.5	20.4
1996	14.4	12.7	11.3	11.1	10.0	8.7	12.3	10.8	13.6	12.0	16.7	13.0
1997	14.5	13.0	11.7	11.6	10.6	9.6	12.8	11.6	14.1	13.0	16.4	14.4	15.9
1998	14.7	13.3	12.1	12.1	11.2	10.4	13.3	12.3	14.6	13.8	16.6	15.3	16.4	17.0
1999	15.0	13.7	12.6	12.6	11.9	11.2	13.9	13.1	15.2	14.6	17.0	16.2	17.3	18.0	18.9
2000	13.6	12.3	11.3	11.2	10.4	9.6	11.9	11.0	12.4	11.6	13.0	11.6	11.3	9.8	6.4	-4.9
2001	12.3	11.0	10.0	9.8	9.0	8.1	10.0	9.0	10.1	9.1	9.9	8.3	7.4	5.3	1.7	-5.9	-6.9
2002	10.8	9.5	8.5	8.2	7.4	6.5	8.1	7.0	7.7	6.6	7.0	5.2	4.0	1.8	-1.7	-7.8	-9.2	-11.3
2003	11.7	10.6	9.6	9.5	8.7	8.0	9.6	8.7	9.6	8.7	9.3	8.0	7.3	6.0	3.9	0.4	2.3	7.2	29.6
2004	11.8	10.8	9.9	9.7	9.1	8.4	9.9	9.1	9.9	9.2	9.8	8.7	8.1	7.1	5.5	3.0	5.1	9.5	21.6	14.1
2005	11.7	10.7	9.8	9.7	9.1	8.5	9.9	9.2	9.9	9.2	9.8	8.7	8.3	7.4	6.1	4.0	5.9	9.4	17.4	11.7	9.3
2006	12.0	11.0	10.2	10.1	9.5	9.0	10.3	9.7	10.4	9.8	10.4	9.5	9.1	8.4	7.4	5.8	7.8	11.0	17.4	13.5	13.3	17.4
2007	11.8	10.9	10.1	10.0	9.5	8.9	10.2	9.6	10.3	9.7	10.2	9.4	9.1	8.4	7.5	6.2	7.9	10.6	15.5	12.3	11.7	12.9	8.5
2008	9.5	8.5	7.7	7.5	6.8	6.2	7.2	6.5	6.9	6.2	6.4	5.4	4.8	3.8	2.6	0.9	1.7	3.0	5.6	1.3	-1.6	-5.0	-14.6	-32.7
2009	10.3	9.3	8.6	8.4	7.9	7.3	8.4	7.7	8.2	7.6	7.9	7.0	6.6	5.8	4.9	3.6	4.6	6.1	8.9	5.7	4.1	2.9	-1.5	-6.2	30.7
2010	10.4	9.6	8.8	8.7	8.2	7.7	8.7	8.1	8.6	8.0	8.3	7.5	7.2	6.5	5.7	4.6	5.5	7.0	9.6	7.0	5.8	5.2	2.3	0.3	22.5	14.8
2011	9.9	9.0	8.3	8.2	7.7	7.2	8.1	7.5	7.9	7.4	7.6	6.8	6.4	5.8	5.0	3.9	4.7	6.0	8.1	5.7	4.5	3.8	1.2	-0.5	13.3	5.5	-3.0
2012	10.1	9.2	8.6	8.4	7.9	7.5	8.4	7.8	8.2	7.7	8.0	7.3	6.9	6.4	5.6	4.7	5.5	6.7	8.7	6.6	5.7	5.2	3.3	2.3	13.6	8.5	5.4	14.6
2013	10.4	9.7	9.0	8.9	8.4	8.0	8.9	8.4	8.8	8.4	8.6	8.0	7.7	7.2	6.6	5.8	6.7	7.9	9.8	8.0	7.3	7.1	5.7	5.3	15.1	11.5	10.4	17.8	21.2
2014	10.3	9.5	8.9	8.8	8.3	7.9	8.8	8.3	8.7	8.2	8.5	7.9	7.6	7.2	6.6	5.8	6.6	7.7	9.5	7.8	7.2	7.0	5.7	5.3	13.5	10.4	9.3	13.7	13.3	5.9
2015	9.9	9.2	8.6	8.4	8.0	7.6	8.4	7.9	8.3	7.8	8.0	7.4	7.2	6.7	6.1	5.4	6.1	7.1	8.6	7.1	6.4	6.2	5.0	4.5	11.3	8.4	7.2	9.9	8.4	2.5	-0.9
2016	9.9	9.2	8.6	8.5	8.0	7.7	8.4	8.0	8.3	7.9	8.1	7.6	7.3	6.9	6.3	5.6	6.3	7.3	8.7	7.3	6.7	6.5	5.5	5.1	11.2	8.6	7.6	9.9	8.7	4.8	4.3	9.8
2017	10.2	9.5	8.9	8.8	8.4	8.0	8.8	8.4	8.7	8.3	8.6	8.1	7.8	7.4	7.0	6.3	7.0	8.0	9.4	8.1	7.6	7.5	6.6	6.5	12.0	9.9	9.2	11.4	10.8	8.3	9.1	14.5	19.3
2018	9.6	9.0	8.4	8.3	7.9	7.5	8.2	7.8	8.1	7.7	7.9	7.4	7.1	6.7	6.2	5.6	6.2	7.1	8.3	7.0	6.5	6.3	5.5	5.2	10.0	7.9	7.1	8.6	7.6	5.1	4.9	6.9	5.5	-6.7
2019	10.0	9.4	8.8	8.7	8.3	8.0	8.7	8.3	8.6	8.3	8.5	8.0	7.8	7.4	7.0	6.4	7.1	7.9	9.2	8.0	7.6	7.5	6.7	6.6	11.2	9.4	8.8	10.3	9.8	8.0	8.4	10.8	11.2	7.3	23.4
2020	10.1	9.5	9.0	8.9	8.5	8.2	8.9	8.5	8.9	8.5	8.7	8.3	8.1	7.7	7.3	6.8	7.4	8.3	9.5	8.4	8.0	8.0	7.3	7.2	11.5	9.9	9.4	10.9	10.4	8.9	9.5	11.6	12.1	9.8	19.1	15.0
2021	10.3	9.7	9.2	9.1	8.8	8.5	9.1	8.8	9.1	8.8	9.0	8.6	8.4	8.1	7.7	7.2	7.9	8.7	9.8	8.8	8.5	8.5	7.9	7.9	11.8	10.4	10.0	11.4	11.0	9.8	10.4	12.4	13.0	11.4	18.2	15.7	16.4
2022	9.6	8.9	8.5	8.3	8.0	7.7	8.3	7.9	8.2	7.9	8.0	7.6	7.4	7.1	6.7	6.2	6.7	7.4	8.4	7.4	7.1	6.9	6.3	6.2	9.7	8.2	7.7	8.7	8.1	6.8	6.9	8.0	7.7	5.6	8.9	4.4	-0.5	-14.9
2023	9.8	9.2	8.7	8.6	8.3	8.0	8.6	8.2	8.5	8.2	8.4	8.0	7.8	7.5	7.1	6.7	7.2	7.9	8.9	8.0	7.6	7.6	7.0	6.9	10.3	8.9	8.5	9.5	9.1	7.9	8.1	9.3	9.2	7.7	10.8	7.8	5.5	0.5	18.7

Dimensional Core Market Index Allocation

100% Equity

1985–2023



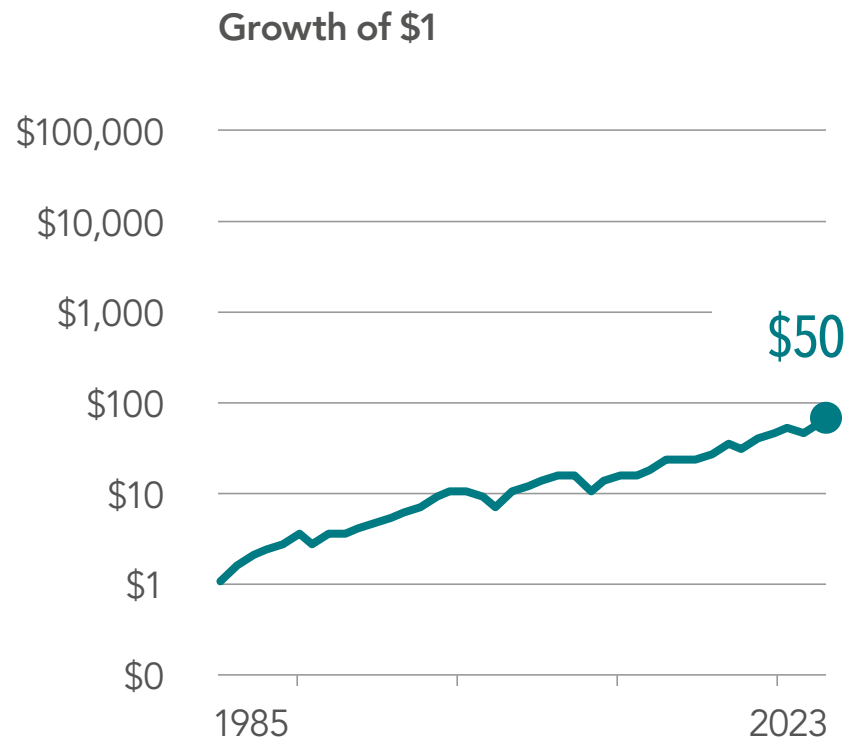

See Sources and Descriptions of Data.

	1985	1986	1987	1988	1989	1990	1991	1992	1993	1994	1995	1996	1997	1998	1999	2000	2001	2002	2003	2004	2005	2006	2007	2008	2009	2010	2011	2012	2013	2014	2015	2016	2017	2018	2019	2020	2021	2022	2023
1985	38.9
1986	35.4	31.9
1987	27.7	22.4	13.7
1988	26.9	23.2	19.0	24.6
1989	25.7	22.6	19.6	22.7	20.8
1990	17.6	13.8	9.7	8.4	1.1	-15.4
1991	18.2	15.1	12.0	11.6	7.5	1.4	21.6
1992	15.5	12.5	9.5	8.7	5.1	0.3	9.3	-1.9
1993	16.1	13.5	11.1	10.7	8.1	5.1	13.1	9.0	21.1
1994	14.9	12.5	10.3	9.8	7.5	5.0	10.9	7.5	12.5	4.6
1995	15.5	13.4	11.5	11.2	9.4	7.6	12.9	10.9	15.4	12.7	21.5
1996	15.5	13.5	11.8	11.6	10.1	8.7	13.3	11.7	15.4	13.6	18.3	15.2
1997	15.6	13.9	12.4	12.2	10.9	9.8	13.9	12.7	15.9	14.6	18.1	16.5	17.7
1998	15.8	14.2	12.9	12.8	11.7	10.7	14.5	13.5	16.3	15.4	18.3	17.2	18.2	18.7
1999	16.4	14.9	13.7	13.7	12.7	12.0	15.5	14.8	17.4	16.7	19.3	18.8	20.0	21.2	23.7
2000	14.6	13.2	11.9	11.8	10.8	9.9	12.8	11.9	13.8	12.8	14.2	12.8	12.2	10.4	6.4	-8.5
2001	12.9	11.5	10.2	10.0	8.9	8.0	10.4	9.4	10.7	9.5	10.2	8.4	7.1	4.6	0.3	-9.7	-11.0
2002	11.1	9.6	8.4	8.0	6.9	5.9	7.9	6.7	7.6	6.2	6.5	4.5	2.8	0.0	-4.2	-12.0	-13.7	-16.4
2003	12.3	11.0	9.8	9.6	8.7	7.8	9.9	9.0	10.0	8.9	9.4	8.0	7.0	5.3	2.9	-1.8	0.6	6.9	36.6
2004	12.5	11.3	10.2	10.0	9.2	8.4	10.4	9.5	10.6	9.6	10.2	9.0	8.2	6.9	5.1	1.7	4.4	10.1	26.4	16.9
2005	12.4	11.3	10.3	10.1	9.3	8.6	10.4	9.7	10.6	9.8	10.3	9.2	8.5	7.4	5.9	3.2	5.7	10.4	21.1	14.0	11.2
2006	12.8	11.7	10.8	10.6	9.9	9.3	11.0	10.4	11.3	10.6	11.1	10.2	9.7	8.9	7.7	5.6	8.1	12.4	21.0	16.2	15.9	20.8
2007	12.6	11.6	10.7	10.5	9.8	9.3	10.9	10.3	11.1	10.5	10.9	10.1	9.6	8.8	7.8	6.0	8.2	11.8	18.5	14.3	13.5	14.6	8.7
2008	9.7	8.6	7.6	7.4	6.6	5.9	7.2	6.4	6.9	6.0	6.1	5.1	4.2	3.1	1.7	-0.5	0.5	2.3	5.7	0.5	-3.3	-7.7	-19.3	-40.0
2009	10.7	9.6	8.7	8.5	7.8	7.2	8.5	7.8	8.4	7.7	7.9	7.0	6.4	5.5	4.4	2.6	3.9	6.0	9.6	5.7	3.5	1.7	-4.0	-9.8	35.8
2010	10.9	9.9	9.0	8.8	8.2	7.6	8.9	8.3	8.9	8.2	8.4	7.6	7.1	6.3	5.3	3.8	5.1	7.1	10.4	7.1	5.6	4.5	0.8	-1.7	25.8	16.5
2011	10.2	9.2	8.4	8.2	7.6	7.0	8.2	7.6	8.1	7.4	7.6	6.8	6.2	5.4	4.5	3.0	4.1	5.8	8.6	5.5	4.0	2.8	-0.5	-2.6	14.4	5.0	-5.3
2012	10.5	9.5	8.7	8.6	7.9	7.4	8.6	8.0	8.5	7.9	8.1	7.3	6.8	6.2	5.3	4.0	5.1	6.7	9.4	6.7	5.5	4.7	2.2	1.0	15.1	8.9	5.2	16.9
2013	11.0	10.1	9.4	9.2	8.6	8.2	9.3	8.8	9.3	8.8	9.0	8.3	7.9	7.4	6.6	5.5	6.7	8.3	10.9	8.6	7.7	7.3	5.5	4.9	17.4	13.2	12.1	21.9	27.1
2014	10.8	10.0	9.3	9.1	8.5	8.1	9.2	8.7	9.2	8.7	8.9	8.2	7.9	7.3	6.6	5.6	6.7	8.1	10.5	8.4	7.6	7.2	5.6	5.1	15.5	11.8	10.6	16.5	16.3	6.4
2015	10.4	9.6	8.9	8.7	8.2	7.7	8.7	8.2	8.7	8.2	8.3	7.7	7.3	6.8	6.1	5.1	6.1	7.4	9.5	7.5	6.7	6.3	4.8	4.3	12.9	9.4	8.1	11.7	10.0	2.3	-1.6
2016	10.4	9.6	9.0	8.8	8.3	7.8	8.9	8.4	8.8	8.3	8.5	7.9	7.5	7.0	6.4	5.5	6.4	7.7	9.7	7.8	7.1	6.7	5.4	5.1	12.7	9.7	8.6	11.7	10.4	5.3	4.8	11.6
2017	10.8	10.1	9.4	9.3	8.8	8.4	9.4	8.9	9.4	8.9	9.1	8.6	8.3	7.8	7.3	6.4	7.4	8.6	10.6	8.9	8.3	8.1	7.0	6.8	13.9	11.4	10.7	13.6	13.0	9.7	10.8	17.6	23.9
2018	10.2	9.4	8.8	8.6	8.1	7.7	8.7	8.2	8.6	8.2	8.3	7.8	7.4	7.0	6.4	5.6	6.4	7.5	9.2	7.6	7.0	6.7	5.6	5.3	11.4	9.0	8.1	10.1	9.0	5.7	5.6	8.1	6.4	-8.7
2019	10.7	9.9	9.3	9.2	8.7	8.3	9.3	8.9	9.3	8.8	9.0	8.5	8.2	7.8	7.3	6.6	7.4	8.6	10.2	8.8	8.3	8.1	7.1	7.0	12.8	10.7	10.1	12.2	11.5	9.1	9.6	12.6	13.0	7.9	27.5
2020	10.8	10.1	9.5	9.4	9.0	8.6	9.5	9.1	9.5	9.1	9.3	8.8	8.6	8.2	7.7	7.0	7.9	9.0	10.6	9.2	8.7	8.6	7.8	7.7	13.1	11.2	10.7	12.6	12.1	10.1	10.7	13.4	13.8	10.7	21.8	16.4
2021	11.1	10.4	9.8	9.7	9.3	9.0	9.9	9.5	9.9	9.5	9.7	9.3	9.0	8.7	8.3	7.6	8.5	9.5	11.1	9.8	9.4	9.3	8.6	8.6	13.7	12.0	11.6	13.5	13.1	11.4	12.2	14.6	15.3	13.2	21.6	18.7	21.2
2022	10.3	9.6	9.0	8.9	8.4	8.1	8.9	8.5	8.9	8.5	8.6	8.2	7.9	7.6	7.1	6.5	7.2	8.1	9.5	8.3	7.8	7.6	6.8	6.7	11.2	9.5	8.9	10.3	9.7	7.9	8.1	9.6	9.3	6.5	10.7	5.6	0.6	-16.4
2023	10.5	9.9	9.3	9.2	8.8	8.5	9.3	8.9	9.3	8.9	9.1	8.7	8.4	8.1	7.7	7.1	7.8	8.7	10.1	8.9	8.5	8.4	7.7	7.6	11.9	10.4	9.9	11.3	10.8	9.3	9.6	11.1	11.0	9.0	12.9	9.5	7.3	1.0	22.0

Dimensional Core Index Allocations

WEIGHTS (%)

The Dimensional Index Allocations represent Dimensional's research-driven, systematic approach to asset allocation. The Core Index Allocations are constructed using mostly Dimensional indices and are designed to have a stronger emphasis on securities with higher expected returns than the Core Market Index Allocations. The allocations may inform expectations about the performance of different asset allocations over time and about return deviations vs. the market.

EQUITY	0%	20%	40%	60%	80%	100%
Dimensional US Adjusted Market 1 Index	0.0	6.9	13.8	20.7	27.6	34.5
Dimensional US Adjusted Market 2 Index	0.0	6.9	13.8	20.7	27.6	34.5
Dimensional International Adjusted Market Index	0.0	4.0	8.0	12.0	16.0	20.0
Dimensional Emerging Markets Adjusted Market Index	0.0	1.8	3.6	5.4	7.2	9.0
S&P Global REIT Index	0.0	0.4	0.8	1.2	1.6	2.0
FIXED INCOME	**100%**	**80%**	**60%**	**40%**	**20%**	**0%**
Bloomberg US TIPS Index	20.0	0.0	0.0	0.0	0.0	0.0
Dimensional Short-Term Extended Quality Index	80.0	50.0	30.0	15.0	0.0	0.0
Dimensional US Core Fixed Income Index	0.0	15.0	15.0	10.0	5.0	0.0
Dimensional Global ex US Core Index (Hedged to USD)	0.0	15.0	15.0	10.0	5.0	0.0
Dimensional Global Credit Bond Index (Hedged to USD)	0.0	0.0	0.0	5.0	10.0	0.0

Weights as of December 31, 2023. Rebalanced monthly. Totals may not equal 100% due to rounding. For illustrative purposes only. The Index Allocations are unmanaged and are not subject to fees and expenses typically associated with managed accounts or investment funds. Indices are not available for direct investment. **Past performance is no guarantee of future results.**

The Dimensional indices used in the construction of the Index Allocations represent academic concepts that may be used in portfolio construction. The Index Allocations and the indices are not available for direct investment or for use as a benchmark. Their performance does not reflect the expenses associated with the management of an actual portfolio. The Index Allocations and index returns are not representative of actual portfolios and do not reflect costs and fees associated with an actual investment. See "Sources and Descriptions of Data" for additional information, including descriptions of the Dimensional index data.

Dimensional Core Index Allocations

SUMMARY STATISTICS

As of December 31, 2023

EQUITY	0%	20%	40%	60%	80%	100%
FIXED INCOME	**100%**	**80%**	**60%**	**40%**	**20%**	**0%**
1-Year Total Return (%)	4.72	9.31	12.52	15.60	18.66	20.91
3-Year Total Return (%)	−0.33	0.53	2.16	3.95	5.68	7.83
5-Year Total Return (%)	2.04	4.11	6.39	8.64	10.79	12.80
10-Year Total Return (%)	1.80	3.64	5.21	6.66	8.04	9.11
15-Year Total Return (%)	2.74	5.09	7.10	9.01	10.84	12.18
20-Year Total Return (%)	2.95	4.62	6.01	7.25	8.40	9.22
Annualized Return (%) 1985–2023	5.46	6.93	8.19	9.34	10.40	11.12
Annualized Standard Deviation (%) 1985–2023	2.89	4.29	6.86	9.69	12.62	15.33
Lowest 1-Year Return (%)	−7.25 (10/21–09/22)	−12.09 (03/08–02/09)	−22.38 (03/08–02/09)	−31.95 (03/08–02/09)	−40.60 (03/08–02/09)	−47.41 (03/08–02/09)
Lowest Annualized 3-Year Return (%)	−1.17 (10/20–09/23)	−0.17 (10/19–09/22)	−3.95 (03/06–02/09)	−8.06 (03/06–02/09)	−12.15 (03/06–02/09)	−15.47 (03/06–02/09)
Highest 1-Year Return (%)	19.99 (04/85–03/86)	25.43 (04/85–03/86)	32.73 (03/09–02/10)	44.51 (03/09–02/10)	57.08 (03/09–02/10)	67.38 (03/09–02/10)
Highest Annualized 3-Year Return (%)	11.90 (03/85–02/88)	15.54 (03/85–02/88)	19.10 (03/85–02/88)	22.69 (05/85–04/88)	26.62 (05/85–04/88)	29.86 (05/85–04/88)
Growth of $1 1985–2023	7.94	13.62	21.53	32.53	47.36	61.03

Assumes all strategies have been rebalanced monthly. Highest and lowest one-year and three-year returns are calculated from periods overlapping monthly. **Annualized standard deviation is calculated from monthly data. All performance results of the Index Allocations are based on performance of indices with backtested asset allocations; the performance was achieved with the benefit of hindsight; it does not represent actual investment strategies. The allocation's performance does not reflect advisory fees or other expenses associated with the management of an actual portfolio. There are limitations inherent in asset allocations. In particular, performance may not reflect the impact that economic and market factors may have had on the advisor's decision-making if the advisor were actually managing client money. Past performance is no guarantee of future results.**

Dimensional Core Index Allocation

100% Fixed Income

1985–2023

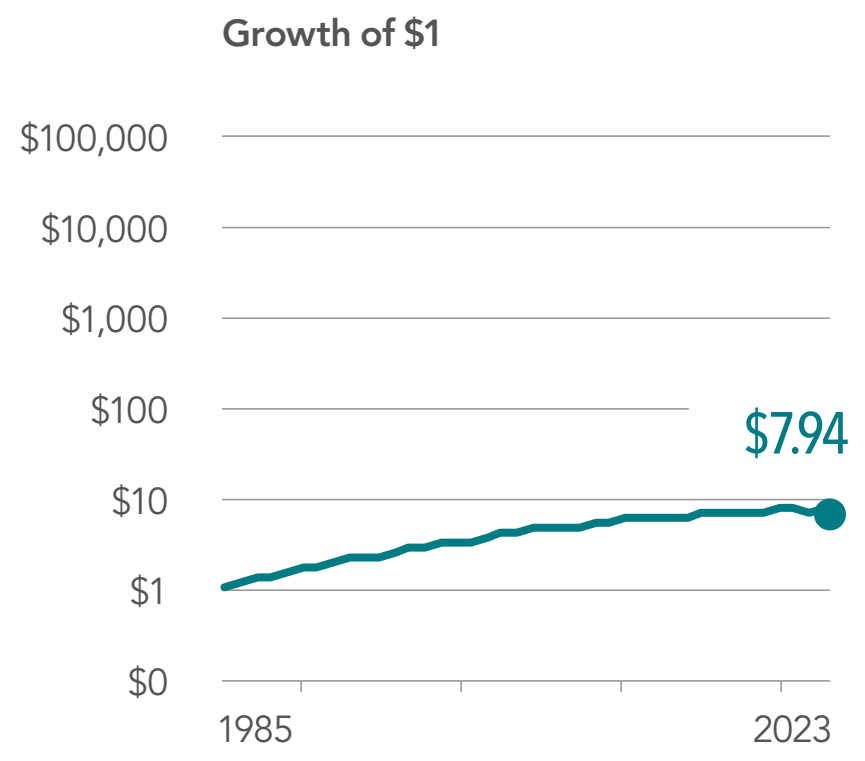

See Sources and Descriptions of Data.

	1985	1986	1987	1988	1989	1990	1991	1992	1993	1994	1995	1996	1997	1998	1999	2000	2001	2002	2003	2004	2005	2006	2007	2008	2009	2010	2011	2012	2013	2014	2015	2016	2017	2018	2019	2020	2021	2022	2023
1985	16.6																																						
1986	14.4	12.3																																					
1987	11.0	8.3	4.4																																				
1988	9.8	7.7	5.4	6.4																																			
1989	10.3	8.8	7.6	9.3	12.2																																		
1990	10.2	8.9	8.1	9.4	10.8	9.5																																	
1991	10.6	9.7	9.2	10.4	11.8	11.5	13.6																																
1992	10.2	9.3	8.8	9.7	10.5	10.0	10.2	6.9																															
1993	9.9	9.1	8.7	9.4	10.0	9.4	9.4	7.4	7.8																														
1994	8.7	7.9	7.4	7.8	8.0	7.2	6.6	4.4	3.2	-1.2																													
1995	9.2	8.5	8.1	8.5	8.9	8.3	8.1	6.7	6.7	6.1	14.0																												
1996	8.8	8.1	7.7	8.1	8.3	7.8	7.5	6.3	6.1	5.6	9.2	4.6																											
1997	8.6	8.0	7.6	7.9	8.1	7.5	7.3	6.2	6.1	5.7	8.1	5.3	6.1																										
1998	8.4	7.8	7.5	7.8	7.9	7.4	7.2	6.3	6.2	5.9	7.7	5.7	6.3	6.6																									
1999	8.1	7.5	7.1	7.4	7.4	7.0	6.7	5.9	5.7	5.4	6.8	5.0	5.2	4.8	3.0																								
2000	8.1	7.6	7.3	7.5	7.6	7.2	7.0	6.2	6.2	5.9	7.2	5.9	6.2	6.2	6.0	9.2																							
2001	8.2	7.7	7.4	7.6	7.7	7.3	7.1	6.5	6.5	6.3	7.4	6.4	6.7	6.9	7.0	9.1	9.0																						
2002	8.3	7.9	7.6	7.8	7.9	7.6	7.4	6.9	6.9	6.8	7.8	7.0	7.4	7.6	7.9	9.6	9.8	10.6																					
2003	8.2	7.7	7.4	7.6	7.7	7.4	7.2	6.7	6.7	6.6	7.5	6.7	7.1	7.2	7.4	8.5	8.2	7.9	5.2																				
2004	7.9	7.5	7.2	7.4	7.4	7.1	7.0	6.5	6.4	6.3	7.1	6.3	6.6	6.6	6.6	7.4	7.0	6.3	4.2	3.2																			
2005	7.6	7.2	6.9	7.1	7.1	6.8	6.6	6.1	6.1	5.9	6.6	5.9	6.0	6.0	6.0	6.5	5.9	5.2	3.4	2.6	2.0																		
2006	7.4	7.0	6.8	6.9	6.9	6.6	6.4	6.0	5.9	5.7	6.3	5.7	5.8	5.8	5.7	6.0	5.5	4.9	3.5	2.9	2.8	3.6																	
2007	7.4	7.0	6.8	6.9	6.9	6.7	6.5	6.1	6.0	5.9	6.5	5.9	6.0	6.0	5.9	6.3	5.9	5.3	4.3	4.1	4.4	5.6	7.8																
2008	7.2	6.8	6.6	6.7	6.7	6.4	6.2	5.8	5.7	5.6	6.1	5.5	5.6	5.6	5.5	5.7	5.3	4.8	3.9	3.6	3.7	4.3	4.6	1.6															
2009	7.3	6.9	6.7	6.8	6.8	6.5	6.4	6.0	6.0	5.8	6.3	5.8	5.9	5.9	5.8	6.1	5.8	5.4	4.7	4.6	4.9	5.6	6.3	5.5	9.6														
2010	7.2	6.9	6.6	6.7	6.7	6.5	6.3	6.0	5.9	5.8	6.3	5.8	5.9	5.9	5.8	6.0	5.7	5.4	4.8	4.7	4.9	5.5	6.0	5.5	7.5	5.4													
2011	7.1	6.8	6.6	6.7	6.7	6.4	6.3	5.9	5.9	5.8	6.2	5.7	5.8	5.8	5.7	6.0	5.7	5.4	4.8	4.8	5.0	5.5	5.9	5.4	6.7	5.3	5.2												
2012	7.0	6.7	6.5	6.6	6.6	6.3	6.2	5.9	5.8	5.7	6.1	5.7	5.7	5.7	5.6	5.8	5.6	5.3	4.8	4.7	4.9	5.3	5.6	5.2	6.1	5.0	4.8	4.3											
2013	6.7	6.4	6.2	6.3	6.3	6.0	5.9	5.5	5.5	5.4	5.7	5.3	5.3	5.3	5.2	5.3	5.0	4.7	4.2	4.1	4.2	4.5	4.6	4.1	4.6	3.4	2.8	1.6	-1.1										
2014	6.6	6.3	6.1	6.1	6.1	5.9	5.7	5.4	5.3	5.2	5.5	5.1	5.1	5.1	5.0	5.1	4.8	4.5	4.0	3.9	4.0	4.2	4.3	3.8	4.2	3.2	2.6	1.8	0.6	2.2									
2015	6.4	6.1	5.9	5.9	5.9	5.7	5.5	5.2	5.1	5.0	5.3	4.9	4.9	4.8	4.7	4.8	4.6	4.2	3.8	3.7	3.7	3.9	3.9	3.4	3.7	2.7	2.2	1.5	0.6	1.4	0.6								
2016	6.3	5.9	5.7	5.8	5.8	5.5	5.4	5.1	5.0	4.9	5.2	4.8	4.8	4.7	4.6	4.7	4.4	4.1	3.7	3.6	3.6	3.7	3.8	3.3	3.5	2.7	2.3	1.7	1.0	1.7	1.5	2.4							
2017	6.1	5.8	5.6	5.7	5.6	5.4	5.2	4.9	4.9	4.7	5.0	4.6	4.6	4.5	4.4	4.5	4.3	4.0	3.5	3.4	3.4	3.6	3.6	3.2	3.3	2.6	2.2	1.7	1.2	1.7	1.6	2.1	1.7						
2018	6.0	5.7	5.5	5.5	5.5	5.2	5.1	4.8	4.7	4.6	4.8	4.5	4.5	4.4	4.3	4.3	4.1	3.8	3.4	3.3	3.3	3.4	3.3	3.0	3.1	2.4	2.0	1.6	1.1	1.6	1.4	1.7	1.3	1.0					
2019	6.0	5.7	5.5	5.5	5.5	5.2	5.1	4.8	4.7	4.6	4.9	4.5	4.5	4.4	4.3	4.4	4.1	3.9	3.5	3.4	3.4	3.5	3.5	3.2	3.3	2.7	2.4	2.1	1.7	2.2	2.2	2.6	2.7	3.2	5.5				
2020	6.0	5.7	5.5	5.5	5.5	5.3	5.1	4.9	4.8	4.7	4.9	4.6	4.6	4.5	4.4	4.5	4.2	4.0	3.6	3.5	3.6	3.7	3.7	3.4	3.5	3.0	2.7	2.5	2.2	2.7	2.8	3.3	3.5	4.1	5.7	5.9			
2021	5.8	5.5	5.3	5.4	5.3	5.1	5.0	4.7	4.6	4.5	4.7	4.4	4.4	4.3	4.2	4.3	4.1	3.8	3.5	3.4	3.4	3.5	3.5	3.2	3.3	2.8	2.6	2.3	2.1	2.5	2.5	2.8	2.9	3.2	4.0	3.2	0.6		
2022	5.5	5.2	5.0	5.0	5.0	4.8	4.6	4.3	4.3	4.1	4.3	4.0	4.0	3.9	3.8	3.8	3.6	3.3	3.0	2.9	2.8	2.9	2.9	2.5	2.6	2.1	1.8	1.5	1.2	1.5	1.4	1.5	1.4	1.3	1.4	0.0	-2.8	-6.0	
2023	5.5	5.2	5.0	5.0	5.0	4.8	4.6	4.4	4.3	4.2	4.3	4.0	4.0	3.9	3.8	3.9	3.6	3.4	3.1	3.0	2.9	3.0	3.0	2.7	2.7	2.3	2.0	1.8	1.5	1.8	1.8	1.9	1.8	1.9	2.0	1.2	-0.3	-0.8	4.7

Dimensional Core Index Allocation

20% Equity, 80% Fixed Income

1985–2023

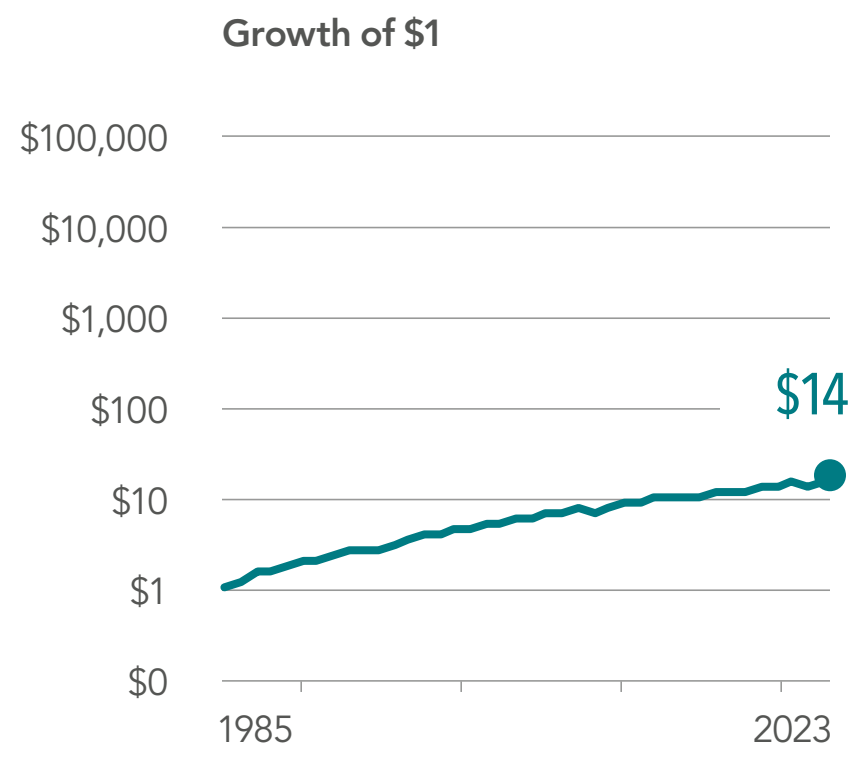

See Sources and Descriptions of Data.

	1985	1986	1987	1988	1989	1990	1991	1992	1993	1994	1995	1996	1997	1998	1999	2000	2001	2002	2003	2004	2005	2006	2007	2008	2009	2010	2011	2012	2013	2014	2015	2016	2017	2018	2019	2020	2021	2022	2023
1985	20.4																																						
1986	18.0	15.7																																					
1987	14.6	11.8	7.9																																				
1988	13.5	11.3	9.2	10.5																																			
1989	13.4	11.8	10.5	11.8	13.1																																		
1990	11.7	10.0	8.7	8.9	8.1	3.3																																	
1991	12.2	10.9	10.0	10.5	10.5	9.2	15.3																																
1992	11.3	10.1	9.2	9.4	9.2	7.9	10.2	5.4																															
1993	11.4	10.3	9.5	9.8	9.6	8.8	10.7	8.4	11.5																														
1994	10.1	9.0	8.2	8.3	7.9	6.9	7.8	5.4	5.4	-0.5																													
1995	10.6	9.7	9.1	9.2	9.0	8.3	9.4	7.9	8.8	7.5	16.0																												
1996	10.4	9.6	9.0	9.1	8.9	8.3	9.1	8.0	8.6	7.6	11.9	8.0																											
1997	10.4	9.6	9.0	9.1	9.0	8.5	9.2	8.3	8.8	8.2	11.2	8.9	9.8																										
1998	10.4	9.6	9.1	9.2	9.1	8.7	9.4	8.5	9.1	8.6	11.0	9.3	10.0	10.2																									
1999	10.0	9.3	8.9	8.9	8.8	8.4	9.0	8.2	8.6	8.1	9.9	8.4	8.6	8.0	5.8																								
2000	9.8	9.2	8.7	8.8	8.6	8.2	8.7	8.0	8.4	7.9	9.4	8.1	8.1	7.6	6.3	6.8																							
2001	9.6	9.0	8.5	8.6	8.4	8.0	8.5	7.8	8.1	7.7	8.9	7.7	7.7	7.2	6.2	6.4	5.9																						
2002	9.3	8.7	8.3	8.3	8.1	7.8	8.1	7.5	7.7	7.3	8.3	7.3	7.1	6.6	5.7	5.7	5.2	4.4																					
2003	9.4	8.8	8.4	8.5	8.3	8.0	8.4	7.8	8.0	7.7	8.6	7.7	7.7	7.3	6.8	7.0	7.1	7.7	11.1																				
2004	9.3	8.7	8.3	8.3	8.2	7.9	8.2	7.7	7.9	7.6	8.4	7.6	7.5	7.2	6.7	6.9	6.9	7.2	8.7	6.4																			
2005	9.0	8.5	8.1	8.1	8.0	7.7	8.0	7.5	7.6	7.3	8.0	7.3	7.2	6.9	6.4	6.5	6.4	6.5	7.3	5.4	4.5																		
2006	8.9	8.4	8.1	8.1	8.0	7.7	7.9	7.5	7.6	7.3	8.0	7.3	7.2	6.9	6.5	6.6	6.6	6.7	7.3	6.1	6.0	7.5																	
2007	8.8	8.3	8.0	8.0	7.9	7.6	7.9	7.4	7.5	7.3	7.9	7.2	7.2	6.9	6.5	6.6	6.6	6.7	7.2	6.2	6.2	7.0	6.6																
2008	8.1	7.6	7.2	7.2	7.0	6.7	6.9	6.4	6.5	6.2	6.7	6.0	5.8	5.5	5.0	4.9	4.7	4.5	4.5	3.2	2.5	1.8	-0.9	-7.9															
2009	8.4	7.9	7.6	7.6	7.4	7.2	7.4	6.9	7.0	6.7	7.2	6.6	6.5	6.3	5.9	5.9	5.8	5.8	6.0	5.2	5.0	5.1	4.3	3.2	15.7														
2010	8.4	7.9	7.6	7.6	7.5	7.2	7.4	7.0	7.1	6.9	7.3	6.8	6.7	6.5	6.2	6.2	6.1	6.1	6.4	5.7	5.6	5.8	5.4	5.0	12.2	8.7													
2011	8.2	7.7	7.4	7.4	7.3	7.0	7.2	6.8	6.9	6.6	7.0	6.5	6.4	6.2	5.9	5.9	5.8	5.8	5.9	5.3	5.1	5.2	4.8	4.3	8.8	5.5	2.3												
2012	8.2	7.7	7.4	7.4	7.3	7.0	7.2	6.8	6.9	6.7	7.1	6.6	6.5	6.3	6.0	6.0	6.0	6.0	6.1	5.6	5.5	5.6	5.3	5.1	8.6	6.3	5.2	8.1											
2013	8.1	7.7	7.4	7.4	7.2	7.0	7.2	6.8	6.9	6.6	7.0	6.6	6.5	6.3	6.0	6.0	6.0	6.0	6.1	5.6	5.5	5.7	5.4	5.2	8.0	6.2	5.4	7.0	5.8										
2014	8.0	7.6	7.3	7.3	7.1	6.9	7.1	6.7	6.8	6.6	6.9	6.5	6.4	6.2	5.9	5.9	5.9	5.9	6.0	5.5	5.5	5.6	5.3	5.2	7.5	5.9	5.3	6.3	5.4	4.9									
2015	7.7	7.3	7.1	7.0	6.9	6.7	6.8	6.5	6.5	6.3	6.6	6.2	6.1	5.9	5.6	5.6	5.5	5.5	5.6	5.1	5.0	5.1	4.8	4.6	6.5	5.0	4.3	4.8	3.7	2.7	0.6								
2016	7.6	7.3	7.0	7.0	6.8	6.6	6.7	6.4	6.4	6.2	6.5	6.1	6.0	5.8	5.6	5.6	5.5	5.5	5.5	5.1	5.0	5.1	4.8	4.7	6.3	5.1	4.5	4.9	4.1	3.5	2.9	5.2							
2017	7.6	7.2	7.0	6.9	6.8	6.6	6.7	6.4	6.4	6.2	6.5	6.1	6.0	5.8	5.6	5.6	5.5	5.5	5.6	5.2	5.1	5.2	5.0	4.8	6.3	5.2	4.7	5.1	4.5	4.2	4.0	5.8	6.3						
2018	7.3	7.0	6.7	6.7	6.5	6.3	6.4	6.1	6.1	5.9	6.2	5.8	5.7	5.5	5.3	5.3	5.2	5.1	5.2	4.8	4.7	4.7	4.5	4.3	5.6	4.5	4.0	4.2	3.6	3.2	2.8	3.5	2.6	-0.9					
2019	7.4	7.1	6.8	6.8	6.7	6.5	6.6	6.3	6.3	6.1	6.4	6.0	5.9	5.8	5.6	5.5	5.5	5.4	5.5	5.2	5.1	5.1	5.0	4.8	6.1	5.1	4.8	5.1	4.6	4.4	4.4	5.3	5.3	4.9	11.0				
2020	7.5	7.1	6.9	6.9	6.7	6.5	6.7	6.4	6.4	6.2	6.5	6.1	6.0	5.9	5.7	5.7	5.6	5.6	5.7	5.4	5.3	5.4	5.2	5.1	6.3	5.4	5.1	5.4	5.1	5.0	5.0	5.9	6.1	6.1	9.7	8.5			
2021	7.4	7.0	6.8	6.7	6.6	6.4	6.5	6.3	6.3	6.1	6.4	6.0	5.9	5.8	5.6	5.6	5.5	5.5	5.5	5.2	5.2	5.2	5.1	5.0	6.0	5.2	4.9	5.2	4.9	4.8	4.7	5.5	5.5	5.3	7.4	5.7	3.1		
2022	6.9	6.5	6.3	6.2	6.1	5.9	6.0	5.7	5.7	5.5	5.7	5.4	5.3	5.1	4.9	4.8	4.8	4.7	4.7	4.4	4.3	4.3	4.1	3.9	4.8	4.0	3.6	3.7	3.3	3.0	2.8	3.1	2.8	2.1	2.8	0.3	-3.6	-9.8	
2023	6.9	6.6	6.4	6.3	6.2	6.0	6.1	5.8	5.8	5.6	5.8	5.5	5.4	5.2	5.1	5.0	4.9	4.9	4.9	4.6	4.5	4.5	4.4	4.2	5.1	4.4	4.0	4.2	3.8	3.6	3.5	3.9	3.7	3.3	4.1	2.5	0.5	-0.7	9.3

Dimensional Core Index Allocation

40% Equity, 60% Fixed Income

1985–2023



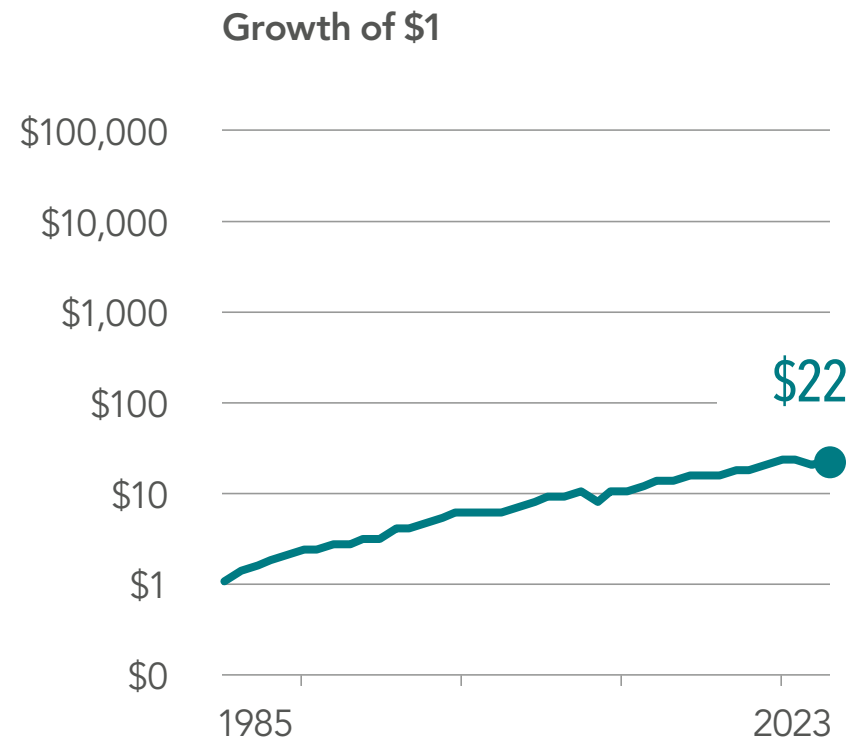

See Sources and Descriptions of Data.

	1985	1986	1987	1988	1989	1990	1991	1992	1993	1994	1995	1996	1997	1998	1999	2000	2001	2002	2003	2004	2005	2006	2007	2008	2009	2010	2011	2012	2013	2014	2015	2016	2017	2018	2019	2020	2021	2022	2023
1985	25.1																																						
1986	22.3	19.5																																					
1987	18.1	14.8	10.3																																				
1988	17.1	14.6	12.2	14.1																																			
1989	16.7	14.7	13.2	14.7	15.3																																		
1990	13.4	11.2	9.2	8.9	6.3	-1.9																																	
1991	13.9	12.2	10.7	10.9	9.8	7.2	17.1																																
1992	12.6	10.9	9.6	9.4	8.3	6.1	10.3	3.9																															
1993	12.8	11.4	10.3	10.3	9.5	8.1	11.7	9.1	14.6																														
1994	11.6	10.2	9.0	8.9	8.0	6.6	8.9	6.3	7.4	0.8																													
1995	12.1	10.9	10.0	9.9	9.3	8.4	10.5	9.0	10.7	8.8	17.5																												
1996	11.9	10.8	10.0	9.9	9.4	8.6	10.5	9.2	10.6	9.3	13.8	10.2																											
1997	11.9	10.9	10.1	10.1	9.7	9.0	10.7	9.6	10.8	9.9	13.1	11.0	11.7																										
1998	11.9	11.0	10.3	10.3	9.9	9.3	10.8	9.9	11.0	10.3	12.8	11.3	11.8	11.9																									
1999	11.7	10.8	10.2	10.2	9.8	9.3	10.6	9.9	10.7	10.1	12.1	10.8	10.9	10.6	9.3																								
2000	11.3	10.4	9.8	9.8	9.4	8.9	10.0	9.3	10.0	9.3	10.8	9.5	9.3	8.6	7.0	4.7																							
2001	10.8	9.9	9.3	9.3	8.9	8.4	9.4	8.6	9.2	8.5	9.6	8.4	8.0	7.1	5.6	3.8	2.9																						
2002	10.1	9.3	8.7	8.6	8.2	7.7	8.5	7.8	8.2	7.5	8.4	7.1	6.6	5.6	4.1	2.4	1.3	-0.3																					
2003	10.5	9.8	9.2	9.2	8.8	8.4	9.2	8.6	9.0	8.5	9.4	8.4	8.2	7.6	6.7	6.1	6.6	8.5	18.0																				
2004	10.5	9.8	9.3	9.2	8.9	8.5	9.3	8.7	9.1	8.6	9.4	8.6	8.4	7.9	7.3	6.9	7.4	8.9	13.9	9.9																			
2005	10.3	9.6	9.1	9.1	8.8	8.4	9.1	8.5	8.9	8.4	9.2	8.4	8.2	7.7	7.2	6.8	7.2	8.3	11.4	8.2	6.6																		
2006	10.3	9.7	9.2	9.1	8.9	8.5	9.2	8.7	9.0	8.6	9.3	8.6	8.4	8.1	7.6	7.4	7.8	8.8	11.2	9.1	8.7	10.8																	
2007	10.2	9.5	9.1	9.0	8.8	8.4	9.1	8.6	8.9	8.5	9.1	8.4	8.3	7.9	7.5	7.3	7.7	8.5	10.3	8.5	8.0	8.8	6.8																
2008	8.9	8.2	7.7	7.6	7.3	6.9	7.4	6.9	7.0	6.6	7.0	6.2	5.9	5.4	4.8	4.3	4.2	4.4	5.2	2.8	1.1	-0.6	-5.9	-17.1															
2009	9.4	8.8	8.3	8.2	7.9	7.6	8.1	7.6	7.9	7.5	7.9	7.3	7.0	6.7	6.2	5.9	6.0	6.4	7.4	5.7	4.9	4.5	2.5	0.5	21.7														
2010	9.5	8.9	8.4	8.4	8.1	7.8	8.3	7.8	8.1	7.7	8.1	7.5	7.4	7.0	6.6	6.4	6.6	7.0	7.9	6.6	6.0	5.9	4.7	4.1	16.6	11.7													
2011	9.1	8.5	8.1	8.0	7.8	7.4	7.9	7.5	7.7	7.3	7.7	7.1	6.9	6.6	6.2	5.9	6.0	6.3	7.1	5.8	5.2	5.0	3.9	3.2	11.0	6.0	0.6												
2012	9.2	8.6	8.2	8.1	7.9	7.6	8.0	7.6	7.8	7.5	7.9	7.3	7.1	6.8	6.5	6.3	6.4	6.7	7.5	6.4	5.9	5.8	5.0	4.7	11.0	7.6	5.6	10.8											
2013	9.2	8.7	8.3	8.3	8.0	7.7	8.2	7.8	8.0	7.7	8.0	7.5	7.4	7.1	6.8	6.6	6.8	7.1	7.8	6.8	6.5	6.5	5.9	5.7	11.0	8.4	7.4	11.0	11.1										
2014	9.1	8.6	8.2	8.2	7.9	7.7	8.1	7.7	7.9	7.6	7.9	7.4	7.3	7.0	6.7	6.6	6.7	7.0	7.6	6.7	6.4	6.4	5.8	5.7	10.1	7.9	7.0	9.2	8.3	5.7									
2015	8.8	8.3	7.9	7.9	7.6	7.3	7.7	7.4	7.5	7.2	7.5	7.0	6.9	6.6	6.3	6.1	6.2	6.5	7.0	6.1	5.8	5.7	5.2	5.0	8.6	6.5	5.5	6.8	5.5	2.8	0.0								
2016	8.8	8.3	7.9	7.8	7.6	7.4	7.7	7.4	7.5	7.2	7.5	7.1	6.9	6.7	6.4	6.2	6.3	6.5	7.1	6.3	6.0	5.9	5.4	5.3	8.5	6.7	5.9	7.0	6.0	4.4	3.7	7.6							
2017	8.8	8.4	8.0	7.9	7.7	7.5	7.8	7.5	7.6	7.4	7.7	7.2	7.1	6.9	6.6	6.5	6.6	6.8	7.3	6.6	6.3	6.3	5.9	5.8	8.7	7.2	6.5	7.6	6.9	5.9	6.0	9.1	10.6						
2018	8.5	8.0	7.6	7.6	7.3	7.1	7.4	7.1	7.2	6.9	7.2	6.8	6.6	6.4	6.1	5.9	6.0	6.2	6.6	5.9	5.6	5.5	5.1	4.9	7.5	6.0	5.3	6.0	5.2	4.0	3.6	4.9	3.5	-3.1					
2019	8.6	8.2	7.9	7.8	7.6	7.4	7.7	7.4	7.5	7.2	7.5	7.1	7.0	6.8	6.5	6.4	6.5	6.7	7.1	6.4	6.2	6.2	5.9	5.8	8.1	6.9	6.4	7.1	6.6	5.8	5.9	7.4	7.3	5.7	15.4				
2020	8.7	8.3	8.0	7.9	7.7	7.5	7.8	7.5	7.6	7.4	7.6	7.2	7.1	6.9	6.7	6.6	6.7	6.9	7.3	6.7	6.5	6.5	6.2	6.2	8.4	7.2	6.8	7.5	7.1	6.5	6.7	8.1	8.2	7.4	13.1	10.8			
2021	8.7	8.2	7.9	7.9	7.7	7.5	7.8	7.5	7.6	7.4	7.6	7.3	7.1	7.0	6.7	6.6	6.7	6.9	7.3	6.7	6.6	6.6	6.3	6.2	8.3	7.2	6.9	7.5	7.1	6.7	6.8	8.0	8.0	7.4	11.2	9.1	7.4		
2022	8.1	7.6	7.3	7.3	7.1	6.8	7.1	6.8	6.9	6.6	6.9	6.5	6.3	6.1	5.9	5.8	5.8	5.9	6.3	5.7	5.4	5.4	5.1	4.9	6.7	5.6	5.2	5.6	5.1	4.4	4.3	4.9	4.4	3.3	4.9	1.6	-2.7	-11.8	
2023	8.2	7.8	7.5	7.4	7.2	7.0	7.3	7.0	7.1	6.8	7.0	6.7	6.6	6.4	6.2	6.0	6.1	6.2	6.6	6.0	5.8	5.8	5.5	5.4	7.1	6.1	5.7	6.1	5.7	5.2	5.2	5.8	5.6	4.7	6.4	4.3	2.2	-0.4	12.5

Dimensional Core Index Allocation

60% Equity, 40% Fixed Income

1985–2023



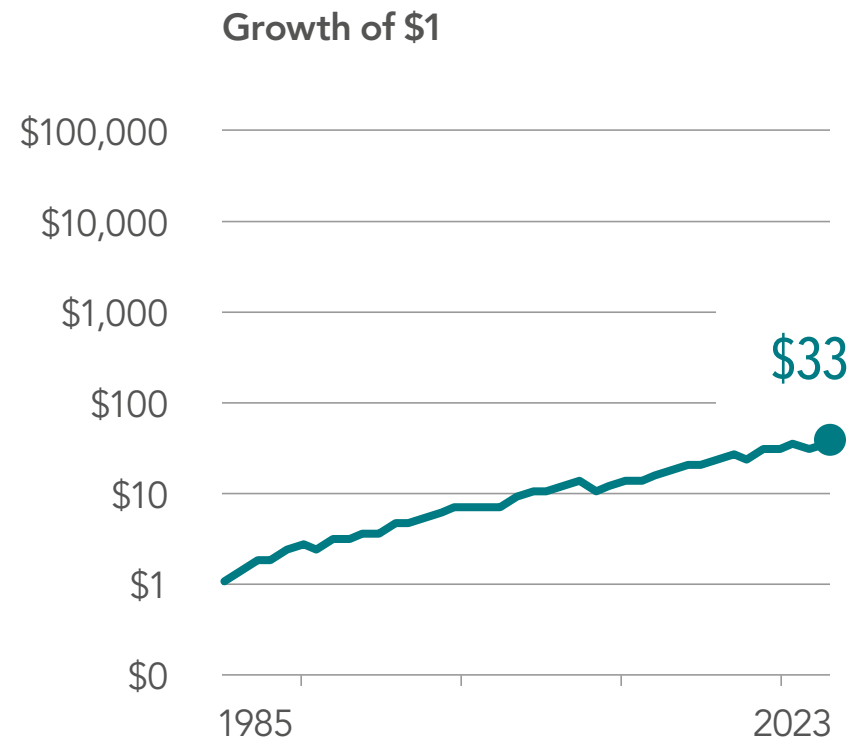

See Sources and Descriptions of Data.

	1985	1986	1987	1988	1989	1990	1991	1992	1993	1994	1995	1996	1997	1998	1999	2000	2001	2002	2003	2004	2005	2006	2007	2008	2009	2010	2011	2012	2013	2014	2015	2016	2017	2018	2019	2020	2021	2022	2023
1985	30.3																																						
1986	26.8	23.5																																					
1987	21.7	17.6	12.0																																				
1988	20.7	17.6	14.8	17.7																																			
1989	20.1	17.7	15.8	17.8	17.8																																		
1990	15.1	12.3	9.7	8.9	4.8	-6.8																																	
1991	15.7	13.4	11.5	11.4	9.3	5.3	19.0																																
1992	13.9	11.8	9.9	9.5	7.6	4.3	10.4	2.4																															
1993	14.3	12.5	11.0	10.8	9.5	7.5	12.7	9.7	17.4																														
1994	13.0	11.3	9.8	9.5	8.2	6.4	10.0	7.1	9.5	2.2																													
1995	13.6	12.0	10.8	10.7	9.7	8.4	11.7	10.0	12.6	10.2	19.0																												
1996	13.4	12.0	10.9	10.8	10.0	8.9	11.8	10.4	12.4	10.8	15.4	12.0																											
1997	13.4	12.1	11.2	11.1	10.3	9.4	12.0	10.9	12.6	11.5	14.8	12.7	13.4																										
1998	13.4	12.2	11.3	11.2	10.6	9.9	12.1	11.2	12.7	11.8	14.3	12.8	13.3	13.1																									
1999	13.4	12.2	11.4	11.4	10.8	10.1	12.2	11.4	12.7	12.0	14.0	12.8	13.1	12.9	12.8																								
2000	12.7	11.6	10.8	10.7	10.1	9.4	11.2	10.3	11.4	10.5	12.0	10.7	10.3	9.3	7.5	2.4																							
2001	11.9	10.8	10.0	9.9	9.3	8.6	10.1	9.3	10.0	9.1	10.2	8.8	8.2	6.9	4.9	1.1	-0.1																						
2002	10.9	9.8	9.0	8.8	8.2	7.5	8.8	7.9	8.5	7.5	8.2	6.7	5.9	4.4	2.4	-0.9	-2.5	-4.8																					
2003	11.6	10.6	9.9	9.8	9.3	8.7	10.0	9.3	9.9	9.2	10.0	8.9	8.5	7.7	6.6	5.1	6.0	9.3	25.4																				
2004	11.7	10.8	10.1	10.0	9.5	9.0	10.2	9.6	10.2	9.5	10.3	9.4	9.1	8.4	7.7	6.7	7.8	10.6	19.2	13.3																			
2005	11.5	10.6	10.0	9.9	9.5	9.0	10.1	9.5	10.0	9.5	10.1	9.3	9.0	8.5	7.8	7.0	8.0	10.1	15.6	10.9	8.6																		
2006	11.6	10.8	10.2	10.1	9.7	9.3	10.4	9.8	10.3	9.8	10.5	9.7	9.5	9.1	8.6	8.0	9.0	10.9	15.2	12.0	11.4	14.3																	
2007	11.4	10.6	10.1	10.0	9.6	9.1	10.1	9.6	10.1	9.6	10.2	9.5	9.3	8.9	8.4	7.9	8.7	10.2	13.5	10.7	9.8	10.5	6.8																
2008	9.5	8.7	8.1	7.9	7.4	6.9	7.7	7.1	7.4	6.8	7.1	6.3	5.8	5.1	4.4	3.5	3.6	4.1	5.7	2.2	-0.4	-3.3	-11.0	-25.9															
2009	10.2	9.5	8.9	8.8	8.3	7.9	8.7	8.2	8.5	8.0	8.4	7.7	7.4	6.9	6.3	5.7	6.1	6.9	8.7	6.1	4.7	3.7	0.5	-2.6	28.1														
2010	10.4	9.7	9.1	9.0	8.6	8.2	9.0	8.5	8.9	8.4	8.8	8.1	7.9	7.4	7.0	6.5	6.9	7.7	9.4	7.2	6.3	5.8	3.8	2.8	21.1	14.5													
2011	9.9	9.2	8.7	8.5	8.2	7.7	8.5	8.0	8.3	7.8	8.2	7.5	7.2	6.8	6.3	5.8	6.1	6.8	8.1	6.1	5.2	4.6	2.8	1.8	13.1	6.3	-1.3												
2012	10.1	9.4	8.9	8.7	8.4	8.0	8.7	8.3	8.6	8.1	8.4	7.9	7.6	7.2	6.8	6.4	6.7	7.4	8.7	6.9	6.2	5.8	4.5	4.0	13.2	8.7	5.9	13.5											
2013	10.3	9.6	9.1	9.0	8.7	8.3	9.0	8.6	8.9	8.5	8.9	8.3	8.1	7.8	7.4	7.1	7.4	8.1	9.3	7.9	7.3	7.1	6.1	6.0	13.9	10.6	9.3	15.0	16.5										
2014	10.1	9.5	9.0	8.9	8.6	8.2	8.9	8.5	8.8	8.4	8.7	8.2	8.0	7.7	7.3	7.0	7.3	7.9	9.1	7.7	7.1	7.0	6.1	6.0	12.5	9.6	8.5	11.9	11.1	6.0									
2015	9.8	9.1	8.7	8.6	8.2	7.9	8.5	8.1	8.4	8.0	8.2	7.7	7.5	7.2	6.9	6.5	6.8	7.3	8.3	7.0	6.4	6.2	5.3	5.1	10.5	7.8	6.6	8.6	7.0	2.6	-0.7								
2016	9.8	9.2	8.7	8.6	8.3	8.0	8.6	8.2	8.4	8.0	8.3	7.8	7.6	7.3	7.0	6.7	7.0	7.5	8.4	7.2	6.7	6.5	5.8	5.7	10.5	8.1	7.1	8.9	7.8	5.0	4.5	9.9							
2017	9.9	9.3	8.9	8.8	8.5	8.2	8.8	8.4	8.7	8.3	8.6	8.2	8.0	7.7	7.4	7.1	7.4	7.9	8.8	7.7	7.3	7.2	6.6	6.6	10.9	9.0	8.2	9.9	9.2	7.4	7.9	12.4	15.0						
2018	9.4	8.9	8.4	8.3	8.0	7.7	8.3	7.9	8.1	7.7	8.0	7.5	7.3	7.0	6.7	6.4	6.7	7.1	7.9	6.8	6.3	6.2	5.5	5.4	9.2	7.3	6.4	7.6	6.6	4.7	4.4	6.1	4.3	-5.4					
2019	9.7	9.2	8.8	8.7	8.4	8.1	8.6	8.3	8.5	8.2	8.4	8.0	7.8	7.6	7.3	7.1	7.3	7.7	8.5	7.6	7.2	7.1	6.6	6.5	10.1	8.5	7.8	9.0	8.4	7.1	7.3	9.4	9.2	6.4	19.6				
2020	9.8	9.3	8.9	8.8	8.5	8.2	8.8	8.4	8.6	8.3	8.6	8.2	8.0	7.8	7.6	7.3	7.6	8.0	8.8	7.8	7.5	7.4	7.0	7.0	10.3	8.8	8.3	9.4	8.9	7.8	8.1	10.0	10.0	8.4	16.1	12.6			
2021	9.9	9.3	9.0	8.9	8.6	8.3	8.9	8.5	8.8	8.5	8.7	8.3	8.2	8.0	7.8	7.5	7.8	8.2	8.9	8.1	7.8	7.7	7.3	7.3	10.4	9.1	8.6	9.7	9.2	8.4	8.7	10.4	10.4	9.3	14.7	12.4	12.1		
2022	9.2	8.7	8.3	8.2	7.9	7.6	8.1	7.8	7.9	7.6	7.8	7.4	7.3	7.0	6.8	6.5	6.7	7.1	7.7	6.8	6.5	6.4	5.9	5.8	8.6	7.2	6.6	7.3	6.7	5.7	5.7	6.6	6.1	4.4	7.0	3.1	-1.4	-13.3	
2023	9.3	8.8	8.5	8.4	8.1	7.8	8.3	8.0	8.2	7.9	8.1	7.7	7.6	7.3	7.1	6.9	7.1	7.4	8.1	7.3	6.9	6.9	6.4	6.4	9.0	7.8	7.3	8.0	7.5	6.7	6.7	7.7	7.4	6.2	8.6	6.1	3.9	0.1	15.6

Dimensional Core Index Allocation

80% Equity, 20% Fixed Income

1985–2023



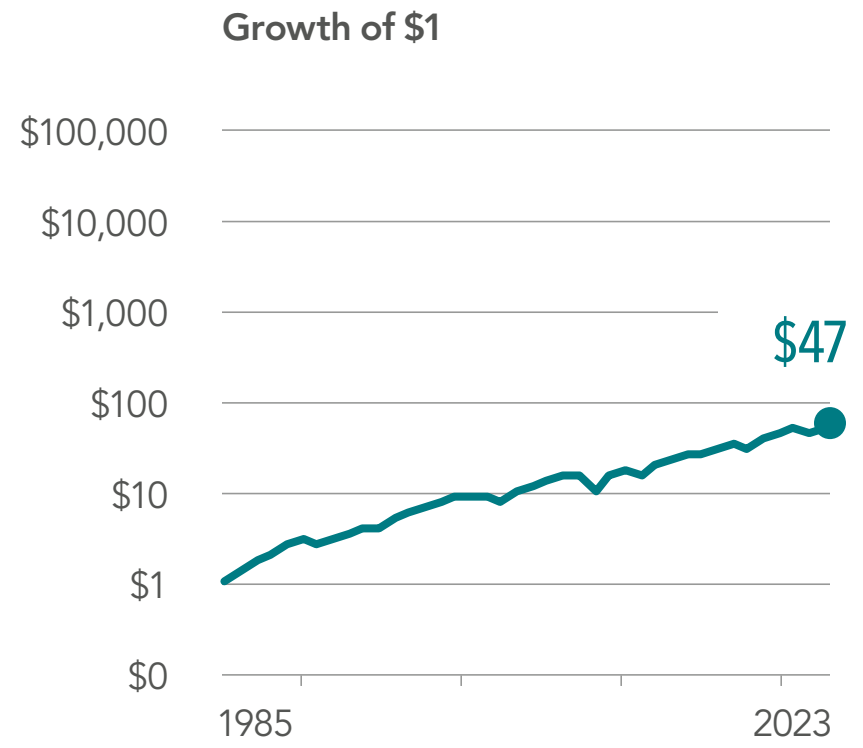

See Sources and Descriptions of Data.

	1985	1986	1987	1988	1989	1990	1991	1992	1993	1994	1995	1996	1997	1998	1999	2000	2001	2002	2003	2004	2005	2006	2007	2008	2009	2010	2011	2012	2013	2014	2015	2016	2017	2018	2019	2020	2021	2022	2023
1985	35.7																																						
1986	31.5	27.4																																					
1987	25.2	20.3	13.5																																				
1988	24.2	20.6	17.4	21.4																																			
1989	23.4	20.6	18.4	20.9	20.3																																		
1990	16.8	13.3	10.0	8.9	3.1	-11.6																																	
1991	17.3	14.5	12.1	11.8	8.7	3.4	20.8																																
1992	15.2	12.5	10.2	9.5	6.7	2.6	10.5	1.0																															
1993	15.7	13.4	11.6	11.2	9.3	6.7	13.6	10.2	20.3																														
1994	14.4	12.3	10.5	10.1	8.3	6.1	11.0	7.9	11.6	3.5																													
1995	15.0	13.1	11.6	11.3	10.0	8.3	12.8	10.9	14.4	11.6	20.4																												
1996	14.9	13.1	11.8	11.6	10.4	9.1	13.0	11.5	14.3	12.4	17.1	13.8																											
1997	14.9	13.3	12.1	12.0	11.0	9.8	13.3	12.1	14.4	13.0	16.4	14.4	15.1																										
1998	14.8	13.4	12.3	12.2	11.3	10.3	13.4	12.4	14.4	13.3	15.8	14.3	14.6	14.2																									
1999	14.9	13.6	12.6	12.5	11.7	10.9	13.7	12.9	14.7	13.8	15.9	14.8	15.2	15.2	16.4																								
2000	13.9	12.6	11.6	11.5	10.7	9.9	12.3	11.4	12.7	11.7	13.1	11.7	11.2	10.0	7.9	0.1																							
2001	12.9	11.6	10.6	10.4	9.6	8.7	10.8	9.8	10.8	9.7	10.6	9.1	8.2	6.5	4.1	-1.6	-3.2																						
2002	11.5	10.2	9.2	8.9	8.1	7.2	8.9	7.9	8.6	7.4	7.9	6.2	5.0	3.1	0.5	-4.2	-6.3	-9.4																					
2003	12.5	11.4	10.5	10.3	9.6	8.9	10.6	9.8	10.7	9.8	10.5	9.3	8.7	7.6	6.4	4.0	5.3	9.9	33.2																				
2004	12.7	11.7	10.8	10.7	10.0	9.4	11.1	10.3	11.2	10.4	11.1	10.1	9.6	8.9	8.0	6.4	8.1	12.1	24.7	16.7																			
2005	12.6	11.6	10.8	10.7	10.1	9.5	11.0	10.4	11.1	10.4	11.0	10.1	9.7	9.1	8.4	7.1	8.6	11.7	19.8	13.6	10.6																		
2006	12.9	11.9	11.2	11.0	10.5	9.9	11.4	10.8	11.6	10.9	11.6	10.8	10.5	10.0	9.5	8.6	10.1	12.9	19.3	15.0	14.1	17.8																	
2007	12.6	11.6	10.9	10.8	10.3	9.8	11.2	10.6	11.3	10.6	11.2	10.5	10.2	9.7	9.2	8.4	9.6	11.9	16.7	12.9	11.6	12.2	6.8																
2008	10.1	9.1	8.4	8.1	7.5	6.9	8.0	7.3	7.7	6.9	7.1	6.2	5.6	4.8	3.9	2.6	2.9	3.8	6.1	1.4	-2.1	-6.0	-16.0	-34.0															
2009	11.0	10.1	9.4	9.2	8.6	8.1	9.2	8.6	9.1	8.4	8.8	8.0	7.6	7.0	6.3	5.4	6.0	7.2	9.8	6.3	4.3	2.8	-1.8	-5.8	34.4														
2010	11.2	10.4	9.7	9.5	9.0	8.5	9.6	9.1	9.5	8.9	9.3	8.6	8.2	7.7	7.2	6.4	7.0	8.2	10.7	7.8	6.3	5.5	2.7	1.3	25.5	17.1													
2011	10.7	9.8	9.1	9.0	8.5	7.9	9.0	8.4	8.8	8.2	8.5	7.8	7.4	6.9	6.3	5.5	6.0	7.0	9.0	6.3	4.9	4.0	1.4	0.1	15.0	6.4	-3.3												
2012	10.9	10.0	9.4	9.2	8.8	8.3	9.3	8.8	9.2	8.6	8.9	8.3	7.9	7.5	7.0	6.3	6.9	7.8	9.7	7.4	6.3	5.7	3.8	3.2	15.3	9.6	6.0	16.2											
2013	11.2	10.4	9.9	9.7	9.3	8.8	9.8	9.3	9.8	9.3	9.6	9.0	8.7	8.3	8.0	7.4	8.0	9.0	10.8	8.8	7.9	7.6	6.2	6.1	16.7	12.6	11.1	19.1	22.1										
2014	11.1	10.3	9.7	9.6	9.2	8.7	9.7	9.2	9.6	9.1	9.4	8.9	8.6	8.2	7.9	7.3	7.8	8.8	10.4	8.5	7.8	7.4	6.2	6.1	14.9	11.3	9.9	14.7	14.0	6.4									
2015	10.6	9.9	9.3	9.2	8.7	8.3	9.2	8.7	9.1	8.6	8.9	8.3	8.0	7.7	7.3	6.7	7.2	8.0	9.5	7.7	6.9	6.5	5.3	5.2	12.4	9.1	7.5	10.4	8.6	2.4	-1.5								
2016	10.7	10.0	9.4	9.3	8.9	8.5	9.3	8.9	9.2	8.8	9.0	8.5	8.2	7.9	7.6	7.1	7.5	8.3	9.6	8.0	7.3	7.0	6.0	5.9	12.4	9.5	8.3	10.8	9.5	5.6	5.2	12.2							
2017	10.9	10.2	9.7	9.6	9.2	8.8	9.7	9.3	9.6	9.2	9.5	9.0	8.8	8.5	8.2	7.7	8.2	8.9	10.3	8.8	8.2	8.0	7.2	7.2	13.1	10.7	9.8	12.2	11.4	8.9	9.8	15.8	19.6						
2018	10.3	9.7	9.1	9.0	8.6	8.2	9.0	8.6	8.9	8.5	8.7	8.2	7.9	7.6	7.3	6.8	7.2	7.9	9.1	7.6	7.0	6.7	5.8	5.8	10.9	8.5	7.5	9.1	8.0	5.4	5.1	7.4	5.0	-7.7					
2019	10.7	10.0	9.6	9.4	9.1	8.7	9.5	9.1	9.4	9.0	9.3	8.8	8.6	8.3	8.0	7.6	8.1	8.7	9.9	8.6	8.0	7.9	7.1	7.2	12.0	10.0	9.2	10.9	10.1	8.2	8.6	11.3	11.0	6.9	23.9				
2020	10.8	10.2	9.7	9.6	9.2	8.9	9.6	9.3	9.6	9.2	9.4	9.0	8.8	8.6	8.3	7.9	8.3	9.0	10.1	8.9	8.4	8.3	7.6	7.7	12.2	10.3	9.7	11.2	10.6	9.1	9.5	11.9	11.8	9.3	18.9	14.1			
2021	11.0	10.3	9.9	9.8	9.5	9.1	9.9	9.5	9.8	9.5	9.7	9.3	9.1	8.9	8.7	8.3	8.7	9.4	10.5	9.3	8.9	8.8	8.2	8.3	12.5	10.9	10.3	11.8	11.3	10.0	10.5	12.7	12.8	11.1	18.2	15.5	16.9		
2022	10.2	9.6	9.1	9.0	8.6	8.3	9.0	8.6	8.9	8.5	8.7	8.3	8.1	7.8	7.6	7.2	7.5	8.1	9.0	7.9	7.4	7.2	6.6	6.6	10.3	8.6	8.0	9.0	8.3	6.9	7.0	8.3	7.6	5.4	8.9	4.3	-0.3	-14.9	
2023	10.4	9.8	9.4	9.2	8.9	8.6	9.3	8.9	9.2	8.9	9.0	8.7	8.5	8.2	8.0	7.7	8.0	8.5	9.5	8.4	8.0	7.8	7.3	7.3	10.8	9.3	8.7	9.8	9.2	8.0	8.2	9.5	9.1	7.5	10.8	7.7	5.7	0.5	18.7

Dimensional Core Index Allocation

100% Equity

1985–2023



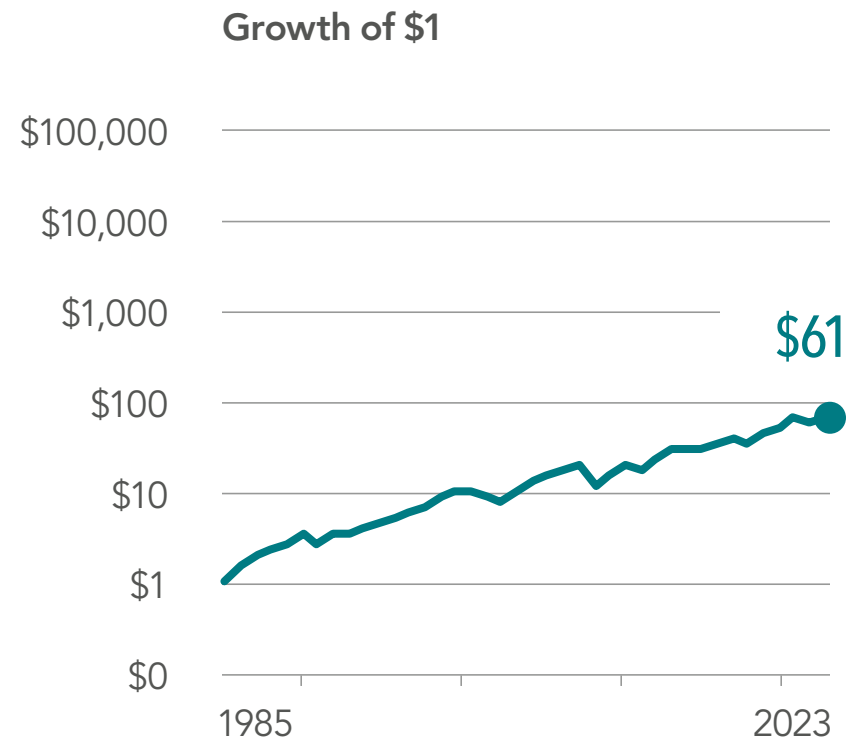

See Sources and Descriptions of Data.

	1985	1986	1987	1988	1989	1990	1991	1992	1993	1994	1995	1996	1997	1998	1999	2000	2001	2002	2003	2004	2005	2006	2007	2008	2009	2010	2011	2012	2013	2014	2015	2016	2017	2018	2019	2020	2021	2022	2023
1985	39.7																																						
1986	35.1	30.6																																					
1987	28.0	22.5	14.9																																				
1988	27.2	23.2	19.7	24.7																																			
1989	26.2	23.0	20.6	23.5	22.4																																		
1990	17.9	14.0	10.2	8.7	1.4	-15.9																																	
1991	18.5	15.3	12.4	11.8	7.8	1.2	21.8																																
1992	15.9	12.8	10.1	9.2	5.6	0.5	10.0	-0.7																															
1993	16.6	14.0	11.8	11.3	8.8	5.6	13.9	10.2	22.3																														
1994	15.4	13.0	11.0	10.4	8.2	5.5	11.7	8.6	13.5	5.4																													
1995	15.9	13.7	12.0	11.6	9.8	7.9	13.4	11.4	15.8	12.6	20.3																												
1996	15.9	13.9	12.4	12.1	10.6	9.0	13.8	12.3	15.8	13.7	18.1	15.9																											
1997	15.9	14.1	12.7	12.5	11.2	9.9	14.2	12.9	15.9	14.3	17.5	16.1	16.2																										
1998	15.8	14.1	12.9	12.7	11.6	10.4	14.2	13.2	15.7	14.4	16.8	15.6	15.5	14.8																									
1999	16.1	14.6	13.5	13.3	12.4	11.4	15.0	14.1	16.4	15.5	17.6	16.9	17.3	17.8	20.9																								
2000	14.9	13.4	12.3	12.0	11.1	10.1	13.1	12.2	13.9	12.7	14.0	12.8	12.0	10.6	8.6	-2.4																							
2001	13.5	12.1	10.9	10.6	9.6	8.6	11.2	10.2	11.5	10.2	10.9	9.4	8.1	6.1	3.4	-4.3	-6.2																						
2002	11.8	10.3	9.2	8.8	7.7	6.7	8.8	7.7	8.6	7.2	7.4	5.7	4.1	1.8	-1.2	-7.6	-10.1	-13.9																					
2003	13.1	11.8	10.8	10.6	9.7	8.8	11.0	10.1	11.2	10.1	10.7	9.5	8.6	7.4	6.0	2.6	4.3	10.1	40.7																				
2004	13.5	12.2	11.3	11.1	10.3	9.5	11.6	10.8	11.9	11.0	11.5	10.6	9.9	9.1	8.2	5.8	7.9	13.1	29.7	19.5																			
2005	13.4	12.2	11.3	11.1	10.4	9.7	11.6	10.9	11.9	11.1	11.6	10.8	10.2	9.5	8.7	6.8	8.8	12.9	23.6	15.8	12.3																		
2006	13.8	12.6	11.8	11.7	11.0	10.3	12.2	11.6	12.6	11.8	12.4	11.7	11.3	10.7	10.3	8.8	10.8	14.6	23.0	17.7	16.8	21.5																	
2007	13.5	12.4	11.6	11.4	10.8	10.2	11.9	11.3	12.2	11.5	12.0	11.3	10.9	10.4	9.9	8.6	10.3	13.3	19.7	15.0	13.5	14.2	7.3																
2008	10.5	9.3	8.5	8.2	7.4	6.7	8.1	7.3	7.8	6.9	7.1	6.1	5.3	4.4	3.4	1.6	2.1	3.4	6.6	0.8	-3.4	-8.1	-20.1	-40.4															
2009	11.5	10.4	9.6	9.4	8.7	8.1	9.5	8.9	9.5	8.7	8.9	8.2	7.6	6.9	6.2	4.8	5.7	7.3	10.7	6.4	3.9	1.9	-3.9	-9.0	39.0														
2010	11.8	10.8	10.0	9.8	9.2	8.6	10.0	9.4	10.0	9.3	9.5	8.9	8.4	7.8	7.2	6.1	6.9	8.5	11.7	8.1	6.3	5.1	1.4	-0.5	28.6	19.0													
2011	11.1	10.1	9.3	9.1	8.5	7.9	9.2	8.6	9.1	8.4	8.6	7.9	7.4	6.8	6.2	5.0	5.7	7.0	9.6	6.3	4.5	3.3	0.0	-1.8	16.0	6.0	-5.7												
2012	11.3	10.3	9.6	9.4	8.8	8.3	9.5	9.0	9.5	8.8	9.0	8.4	8.0	7.4	6.9	5.9	6.6	7.9	10.4	7.4	6.0	5.1	2.6	1.7	16.3	9.6	5.2	17.2											
2013	11.8	10.9	10.3	10.1	9.5	9.0	10.3	9.8	10.3	9.7	10.0	9.4	9.1	8.6	8.2	7.4	8.2	9.5	11.9	9.3	8.3	7.8	5.9	5.7	18.6	14.0	12.3	22.6	28.1										
2014	11.6	10.7	10.1	9.9	9.4	8.9	10.1	9.6	10.1	9.5	9.8	9.2	8.9	8.4	8.1	7.3	8.0	9.2	11.3	9.0	8.0	7.5	5.9	5.7	16.3	12.3	10.6	16.7	16.4	5.7									
2015	11.1	10.3	9.6	9.5	8.9	8.5	9.6	9.1	9.5	9.0	9.2	8.6	8.3	7.8	7.4	6.6	7.3	8.3	10.2	8.0	7.0	6.5	5.0	4.7	13.5	9.7	7.9	11.6	9.8	1.7	-2.2								
2016	11.2	10.4	9.8	9.6	9.1	8.6	9.7	9.3	9.7	9.2	9.4	8.9	8.5	8.1	7.8	7.0	7.7	8.7	10.5	8.5	7.6	7.2	5.8	5.7	13.5	10.3	8.9	12.0	10.8	5.5	5.5	13.7							
2017	11.6	10.8	10.2	10.0	9.6	9.1	10.2	9.8	10.2	9.7	9.9	9.5	9.2	8.8	8.5	7.9	8.5	9.5	11.3	9.5	8.7	8.4	7.3	7.3	14.6	11.8	10.9	13.9	13.2	9.8	11.2	18.5	23.5						
2018	10.9	10.1	9.5	9.3	8.9	8.4	9.4	9.0	9.4	8.9	9.0	8.6	8.2	7.9	7.5	6.9	7.4	8.3	9.9	8.1	7.3	6.9	5.8	5.6	11.9	9.2	8.0	10.1	9.0	5.5	5.5	8.2	5.5	-9.8					
2019	11.3	10.6	10.0	9.9	9.4	9.0	10.0	9.6	10.0	9.5	9.7	9.3	9.0	8.7	8.4	7.8	8.4	9.2	10.8	9.1	8.5	8.2	7.3	7.3	13.2	10.8	10.0	12.1	11.4	8.8	9.5	12.6	12.2	7.0	26.8				
2020	11.4	10.7	10.1	10.0	9.6	9.2	10.1	9.8	10.1	9.7	9.9	9.5	9.2	8.9	8.7	8.1	8.7	9.5	11.0	9.5	8.9	8.7	7.8	7.8	13.3	11.2	10.5	12.4	11.8	9.7	10.3	13.0	12.9	9.5	20.7	14.9			
2021	11.7	11.0	10.5	10.3	9.9	9.6	10.5	10.1	10.5	10.1	10.3	9.9	9.7	9.5	9.2	8.7	9.3	10.1	11.6	10.1	9.6	9.4	8.7	8.8	13.9	12.1	11.5	13.3	12.9	11.1	11.9	14.5	14.6	12.5	21.1	18.3	21.9		
2022	10.9	10.2	9.7	9.5	9.1	8.7	9.6	9.2	9.6	9.2	9.3	8.9	8.6	8.4	8.1	7.6	8.0	8.8	10.1	8.6	8.1	7.8	7.0	7.0	11.6	9.7	9.0	10.4	9.7	7.9	8.1	9.7	9.1	6.4	10.9	6.0	1.8	-15.0	
2023	11.1	10.4	10.0	9.8	9.4	9.1	9.9	9.6	9.9	9.5	9.7	9.3	9.1	8.8	8.6	8.1	8.6	9.3	10.5	9.2	8.7	8.5	7.8	7.8	12.2	10.5	9.8	11.2	10.7	9.1	9.5	11.1	10.7	8.7	12.8	9.5	7.8	1.4	20.9

Dimensional Core Plus Index Allocations

WEIGHTS (%)

The Dimensional Index Allocations represent Dimensional's research-driven, systematic approach to asset allocation. The Core Plus Index Allocations are constructed using mostly Dimensional indices and are designed to have a stronger emphasis on securities with higher expected returns than the Core Index Allocations. The allocations may inform expectations about the performance of different asset allocations over time and about return deviations vs. the market.

EQUITY	**0%**	**20%**	**40%**	**60%**	**80%**	**100%**
Dimensional US Adjusted Market 2 Index	0.0	9.2	18.4	27.6	36.8	46.0
Dimensional US Small Cap Value Index	0.0	2.3	4.6	6.9	9.2	11.5
Dimensional US Large Cap High Profitability Index	0.0	2.3	4.6	6.9	9.2	11.5
Dimensional International Adjusted Market Index	0.0	2.4	4.8	7.2	9.6	12.0
Dimensional International Small Cap Value Index	0.0	0.8	1.6	2.4	3.2	4.0
Dimensional International Large Cap High Profitability Index	0.0	0.8	1.6	2.4	3.2	4.0
Dimensional Emerging Markets Adjusted Market Index	0.0	0.9	1.8	2.7	3.6	4.5
Dimensional Emerging Markets Value Index	0.0	0.4	0.9	1.3	1.8	2.2
Dimensional Emerging Markets Large Cap High Profitability Index	0.0	0.4	0.9	1.3	1.8	2.2
S&P Global REIT Index	0.0	0.4	0.8	1.2	1.6	2.0
FIXED INCOME	**100%**	**80%**	**60%**	**40%**	**20%**	**0%**
Bloomberg US TIPS Index	20.0	0.0	0.0	0.0	0.0	0.0
Dimensional Short-Term Extended Quality Index	80.0	40.0	20.0	0.0	0.0	0.0
Dimensional US Core Fixed Income Index	0.0	20.0	20.0	0.0	0.0	0.0
Dimensional Global ex US Core Index (Hedged to USD)	0.0	20.0	20.0	0.0	0.0	0.0
Dimensional Global Credit Bond Index (Hedged to USD)	0.0	0.0	0.0	30.0	0.0	0.0
Dimensional Global Adjusted Core Plus Index (Hedged to USD)	0.0	0.0	0.0	10.0	20.0	0.0

Weights as of December 31, 2023. Rebalanced monthly. Totals may not equal 100% due to rounding. For illustrative purposes only. The Index Allocations are unmanaged and are not subject to fees and expenses typically associated with managed accounts or investment funds. Indices are not available for direct investment. **Past performance is no guarantee of future results.**

The Dimensional indices used in the construction of the Index Allocations represent academic concepts that may be used in portfolio construction. The Index Allocations and the indices are not available for direct investment or for use as a benchmark. Their performance does not reflect the expenses associated with the management of an actual portfolio. The Index Allocations and index returns are not representative of actual portfolios and do not reflect costs and fees associated with an actual investment. See "Sources and Descriptions of Data" for additional information, including descriptions of the Dimensional index data.

Dimensional Core Plus Index Allocations

SUMMARY STATISTICS

As of December 31, 2023

EQUITY	**0%**	**20%**	**40%**	**60%**	**80%**	**100%**
FIXED INCOME	**100%**	**80%**	**60%**	**40%**	**20%**	**0%**
1-Year Total Return (%)	4.72	9.66	12.80	16.62	18.78	20.54
3-Year Total Return (%)	−0.33	0.42	2.27	4.50	6.89	9.06
5-Year Total Return (%)	2.04	4.22	6.61	9.30	11.46	13.36
10-Year Total Return (%)	1.80	3.81	5.41	7.19	8.39	9.29
15-Year Total Return (%)	2.74	5.33	7.41	9.94	11.35	12.54
20-Year Total Return (%)	2.95	4.83	6.29	7.84	8.83	9.57
Annualized Return (%) 1985–2023	5.46	7.13	8.49	10.01	10.86	11.60
Annualized Standard Deviation (%) 1985–2023	2.89	4.46	7.03	10.32	12.87	15.49
Lowest 1-Year Return (%)	−7.25 (10/21–09/22)	−12.96 (10/21–09/22)	−22.48 (03/08–02/09)	−34.08 (03/08–02/09)	−40.70 (03/08–02/09)	−47.28 (03/08–02/09)
Lowest Annualized 3-Year Return (%)	−1.17 (10/20–09/23)	−0.38 (11/20–10/23)	−4.05 (03/06–02/09)	−9.45 (03/06–02/09)	−12.27 (03/06–02/09)	−15.41 (03/06–02/09)
Highest 1-Year Return (%)	19.99 (04/85–03/86)	25.91 (04/85–03/86)	34.76 (03/09–02/10)	52.07 (03/09–02/10)	61.40 (03/09–02/10)	72.00 (03/09–02/10)
Highest Annualized 3-Year Return (%)	11.90 (03/85–02/88)	15.69 (03/85–02/88)	19.20 (03/85–02/88)	23.64 (03/85–02/88)	26.61 (03/09–02/12)	30.10 (04/03–03/06)
Growth of $1 1985–2023	7.94	14.68	23.99	41.25	55.80	72.14

Assumes all strategies have been rebalanced monthly. Highest and lowest one-year and three-year returns are calculated from periods overlapping monthly. **Annualized standard deviation is calculated from monthly data. All performance results of the Index Allocations are based on performance of indices with backtested asset allocations; the performance was achieved with the benefit of hindsight; it does not represent actual investment strategies. The allocation's performance does not reflect advisory fees or other expenses associated with the management of an actual portfolio. There are limitations inherent in asset allocations. In particular, performance may not reflect the impact that economic and market factors may have had on the advisor's decision-making if the advisor were actually managing client money. Past performance is no guarantee of future results.**

Dimensional Core Plus Index Allocation

100% Fixed Income

1985–2023

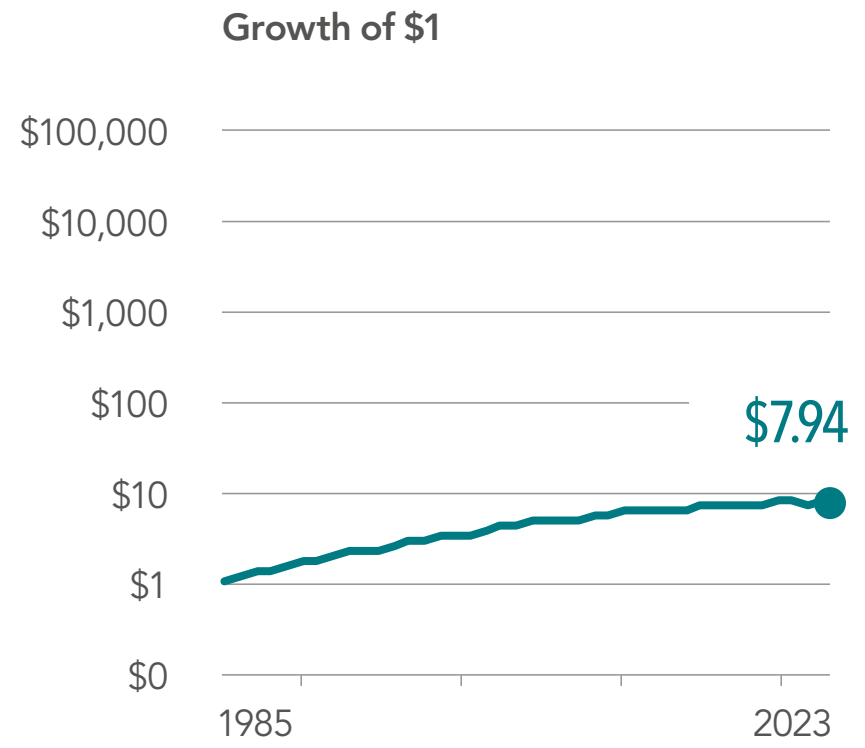

See Sources and Descriptions of Data.

	1985	1986	1987	1988	1989	1990	1991	1992	1993	1994	1995	1996	1997	1998	1999	2000	2001	2002	2003	2004	2005	2006	2007	2008	2009	2010	2011	2012	2013	2014	2015	2016	2017	2018	2019	2020	2021	2022	2023
1985	16.6																																						
1986	14.4	12.3																																					
1987	11.0	8.3	4.4																																				
1988	9.8	7.7	5.4	6.4																																			
1989	10.3	8.8	7.6	9.3	12.2																																		
1990	10.2	8.9	8.1	9.4	10.8	9.5																																	
1991	10.6	9.7	9.2	10.4	11.8	11.5	13.6																																
1992	10.2	9.3	8.8	9.7	10.5	10.0	10.2	6.9																															
1993	9.9	9.1	8.7	9.4	10.0	9.4	9.4	7.4	7.8																														
1994	8.7	7.9	7.4	7.8	8.0	7.2	6.6	4.4	3.2	-1.2																													
1995	9.2	8.5	8.1	8.5	8.9	8.3	8.1	6.7	6.7	6.1	14.0																												
1996	8.8	8.1	7.7	8.1	8.3	7.8	7.5	6.3	6.1	5.6	9.2	4.6																											
1997	8.6	8.0	7.6	7.9	8.1	7.5	7.3	6.2	6.1	5.7	8.1	5.3	6.1																										
1998	8.4	7.8	7.5	7.8	7.9	7.4	7.2	6.3	6.2	5.9	7.7	5.7	6.3	6.6																									
1999	8.1	7.5	7.1	7.4	7.4	7.0	6.7	5.9	5.7	5.4	6.8	5.0	5.2	4.8	3.0																								
2000	8.1	7.6	7.3	7.5	7.6	7.2	7.0	6.2	6.2	5.9	7.2	5.9	6.2	6.2	6.0	9.2																							
2001	8.2	7.7	7.4	7.6	7.7	7.3	7.1	6.5	6.5	6.3	7.4	6.4	6.7	6.9	7.0	9.1	9.0																						
2002	8.3	7.9	7.6	7.8	7.9	7.6	7.4	6.9	6.9	6.8	7.8	7.0	7.4	7.6	7.9	9.6	9.8	10.6																					
2003	8.2	7.7	7.4	7.6	7.7	7.4	7.2	6.7	6.7	6.6	7.5	6.7	7.1	7.2	7.4	8.5	8.2	7.9	5.2																				
2004	7.9	7.5	7.2	7.4	7.4	7.1	7.0	6.5	6.4	6.3	7.1	6.3	6.6	6.6	6.6	7.4	7.0	6.3	4.2	3.2																			
2005	7.6	7.2	6.9	7.1	7.1	6.8	6.6	6.1	6.1	5.9	6.6	5.9	6.0	6.0	6.0	6.5	5.9	5.2	3.4	2.6	2.0																		
2006	7.4	7.0	6.8	6.9	6.9	6.6	6.4	6.0	5.9	5.7	6.3	5.7	5.8	5.8	5.7	6.0	5.5	4.9	3.5	2.9	2.8	3.6																	
2007	7.4	7.0	6.8	6.9	6.9	6.7	6.5	6.1	6.0	5.9	6.5	5.9	6.0	6.0	5.9	6.3	5.9	5.3	4.3	4.1	4.4	5.6	7.8																
2008	7.2	6.8	6.6	6.7	6.7	6.4	6.2	5.8	5.7	5.6	6.1	5.5	5.6	5.6	5.5	5.7	5.3	4.8	3.9	3.6	3.7	4.3	4.6	1.6															
2009	7.3	6.9	6.7	6.8	6.8	6.5	6.4	6.0	6.0	5.8	6.3	5.8	5.9	5.9	5.8	6.1	5.8	5.4	4.7	4.6	4.9	5.6	6.3	5.5	9.6														
2010	7.2	6.9	6.6	6.7	6.7	6.5	6.3	6.0	5.9	5.8	6.3	5.8	5.9	5.9	5.8	6.0	5.7	5.4	4.8	4.7	4.9	5.5	6.0	5.5	7.5	5.4													
2011	7.1	6.8	6.6	6.7	6.7	6.4	6.3	5.9	5.9	5.8	6.2	5.7	5.8	5.8	5.7	6.0	5.7	5.4	4.8	4.8	5.0	5.5	5.9	5.4	6.7	5.3	5.2												
2012	7.0	6.7	6.5	6.6	6.6	6.3	6.2	5.9	5.8	5.7	6.1	5.7	5.7	5.7	5.6	5.8	5.6	5.3	4.8	4.7	4.9	5.3	5.6	5.2	6.1	5.0	4.8	4.3											
2013	6.7	6.4	6.2	6.3	6.3	6.0	5.9	5.5	5.5	5.4	5.7	5.3	5.3	5.3	5.2	5.3	5.0	4.7	4.2	4.1	4.2	4.5	4.6	4.1	4.6	3.4	2.8	1.6	-1.1										
2014	6.6	6.3	6.1	6.1	6.1	5.9	5.7	5.4	5.3	5.2	5.5	5.1	5.1	5.1	5.0	5.1	4.8	4.5	4.0	3.9	4.0	4.2	4.3	3.8	4.2	3.2	2.6	1.8	0.6	2.2									
2015	6.4	6.1	5.9	5.9	5.9	5.7	5.5	5.2	5.1	5.0	5.3	4.9	4.9	4.8	4.7	4.8	4.6	4.2	3.8	3.7	3.7	3.9	3.9	3.4	3.7	2.7	2.2	1.5	0.6	1.4	0.6								
2016	6.3	5.9	5.7	5.8	5.8	5.5	5.4	5.1	5.0	4.9	5.2	4.8	4.8	4.7	4.6	4.7	4.4	4.1	3.7	3.6	3.6	3.7	3.8	3.3	3.5	2.7	2.3	1.7	1.0	1.7	1.5	2.4							
2017	6.1	5.8	5.6	5.7	5.6	5.4	5.2	4.9	4.9	4.7	5.0	4.6	4.6	4.5	4.4	4.5	4.3	4.0	3.5	3.4	3.4	3.6	3.6	3.2	3.3	2.6	2.2	1.7	1.2	1.7	1.6	2.1	1.7						
2018	6.0	5.7	5.5	5.5	5.5	5.2	5.1	4.8	4.7	4.6	4.8	4.5	4.5	4.4	4.3	4.3	4.1	3.8	3.4	3.3	3.3	3.4	3.3	3.0	3.1	2.4	2.0	1.6	1.1	1.6	1.4	1.7	1.3	1.0					
2019	6.0	5.7	5.5	5.5	5.5	5.2	5.1	4.8	4.7	4.6	4.9	4.5	4.5	4.4	4.3	4.4	4.1	3.9	3.5	3.4	3.4	3.5	3.5	3.2	3.3	2.7	2.4	2.1	1.7	2.2	2.2	2.6	2.7	3.2	5.5				
2020	6.0	5.7	5.5	5.5	5.5	5.3	5.1	4.9	4.8	4.7	4.9	4.6	4.6	4.5	4.4	4.5	4.2	4.0	3.6	3.5	3.6	3.7	3.7	3.4	3.5	3.0	2.7	2.5	2.2	2.7	2.8	3.3	3.5	4.1	5.7	5.9			
2021	5.8	5.5	5.3	5.4	5.3	5.1	5.0	4.7	4.6	4.5	4.7	4.4	4.4	4.3	4.2	4.3	4.1	3.8	3.5	3.4	3.4	3.5	3.5	3.2	3.3	2.8	2.6	2.3	2.1	2.5	2.5	2.8	2.9	3.2	4.0	3.2	0.6		
2022	5.5	5.2	5.0	5.0	5.0	4.8	4.6	4.3	4.3	4.1	4.3	4.0	4.0	3.9	3.8	3.8	3.6	3.3	3.0	2.9	2.8	2.9	2.9	2.5	2.6	2.1	1.8	1.5	1.2	1.5	1.4	1.5	1.4	1.3	1.4	0.0	-2.8	-6.0	
2023	5.5	5.2	5.0	5.0	5.0	4.8	4.6	4.4	4.3	4.2	4.3	4.0	4.0	3.9	3.8	3.9	3.6	3.4	3.1	3.0	2.9	3.0	3.0	2.7	2.7	2.3	2.0	1.8	1.5	1.8	1.8	1.9	1.8	1.9	2.0	1.2	-0.3	-0.8	4.7
	1985	1986	1987	1988	1989	1990	1991	1992	1993	1994	1995	1996	1997	1998	1999	2000	2001	2002	2003	2004	2005	2006	2007	2008	2009	2010	2011	2012	2013	2014	2015	2016	2017	2018	2019	2020	2021	2022	2023

Dimensional Core Plus Index Allocation

20% Equity, 80% Fixed Income

1985–2023



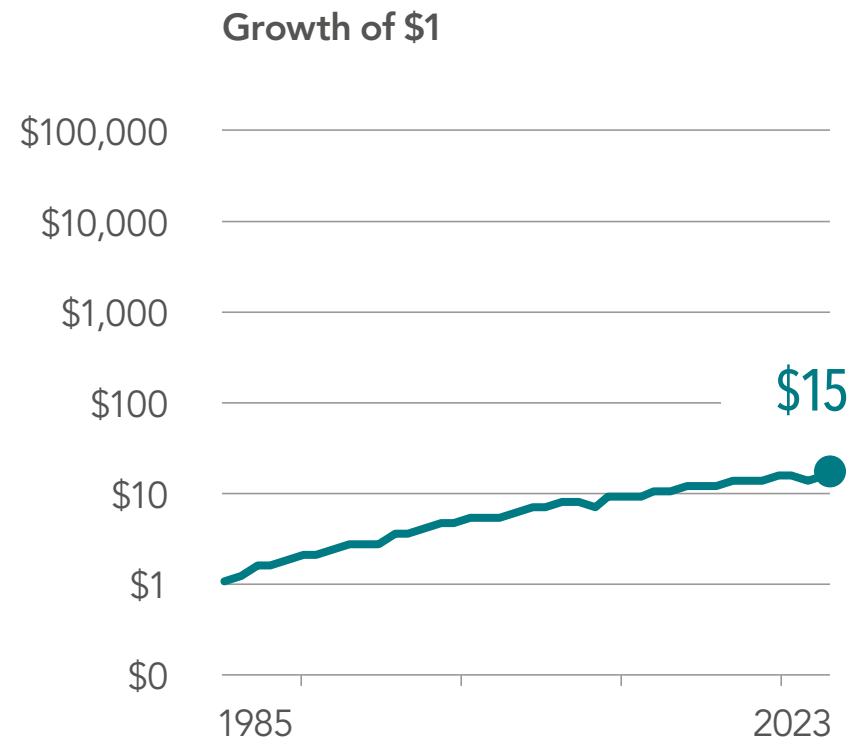

See Sources and Descriptions of Data.

	1985	1986	1987	1988	1989	1990	1991	1992	1993	1994	1995	1996	1997	1998	1999	2000	2001	2002	2003	2004	2005	2006	2007	2008	2009	2010	2011	2012	2013	2014	2015	2016	2017	2018	2019	2020	2021	2022	2023
1985	20.6																																						
1986	18.1	15.6																																					
1987	14.6	11.8	8.1																																				
1988	13.7	11.5	9.5	11.0																																			
1989	13.5	11.8	10.6	11.9	12.8																																		
1990	11.7	10.0	8.6	8.8	7.7	2.9																																	
1991	12.3	10.9	10.0	10.5	10.3	9.1	15.7																																
1992	11.4	10.2	9.3	9.5	9.1	7.9	10.6	5.7																															
1993	11.5	10.4	9.7	9.9	9.7	9.0	11.1	8.8	12.1																														
1994	10.2	9.1	8.3	8.4	7.9	7.0	8.0	5.6	5.5	-0.6																													
1995	10.8	9.8	9.2	9.4	9.1	8.5	9.7	8.2	9.1	7.6	16.5																												
1996	10.6	9.7	9.1	9.2	9.0	8.5	9.5	8.3	8.9	7.9	12.4	8.4																											
1997	10.5	9.7	9.2	9.3	9.2	8.7	9.6	8.6	9.2	8.4	11.7	9.3	10.2																										
1998	10.5	9.8	9.3	9.4	9.2	8.9	9.6	8.8	9.3	8.8	11.3	9.5	10.1	10.1																									
1999	10.2	9.4	9.0	9.1	8.9	8.5	9.2	8.4	8.7	8.2	10.1	8.5	8.5	7.7	5.4																								
2000	10.0	9.3	8.9	8.9	8.8	8.4	9.0	8.3	8.6	8.1	9.6	8.3	8.3	7.6	6.4	7.4																							
2001	9.8	9.1	8.7	8.8	8.6	8.3	8.8	8.1	8.4	7.9	9.2	8.0	7.9	7.4	6.5	7.0	6.6																						
2002	9.5	8.9	8.5	8.5	8.3	8.0	8.4	7.8	8.0	7.6	8.6	7.5	7.4	6.8	6.1	6.3	5.7	4.8																					
2003	9.6	9.0	8.7	8.7	8.5	8.2	8.7	8.1	8.3	7.9	8.9	8.0	8.0	7.6	7.1	7.6	7.6	8.1	11.5																				
2004	9.5	8.9	8.6	8.6	8.4	8.1	8.5	8.0	8.2	7.8	8.7	7.9	7.8	7.5	7.1	7.4	7.4	7.7	9.2	6.9																			
2005	9.2	8.7	8.3	8.4	8.2	7.9	8.3	7.8	7.9	7.6	8.4	7.6	7.5	7.2	6.7	7.0	6.9	6.9	7.7	5.8	4.7																		
2006	9.2	8.6	8.3	8.3	8.2	7.9	8.2	7.7	7.9	7.6	8.3	7.6	7.5	7.2	6.8	7.0	7.0	7.0	7.6	6.3	6.1	7.5																	
2007	9.0	8.5	8.2	8.2	8.1	7.8	8.1	7.7	7.8	7.5	8.1	7.5	7.4	7.1	6.8	7.0	6.9	6.9	7.4	6.3	6.2	6.9	6.4																
2008	8.3	7.8	7.4	7.4	7.2	6.9	7.2	6.7	6.7	6.4	6.9	6.2	6.0	5.7	5.2	5.2	4.9	4.7	4.7	3.3	2.5	1.8	-1.0	-7.8															
2009	8.6	8.1	7.8	7.8	7.6	7.4	7.6	7.2	7.3	7.0	7.5	6.9	6.8	6.5	6.2	6.3	6.1	6.1	6.3	5.4	5.1	5.2	4.5	3.6	16.4														
2010	8.6	8.2	7.9	7.8	7.7	7.5	7.7	7.3	7.4	7.1	7.6	7.1	7.0	6.7	6.4	6.5	6.4	6.4	6.6	5.9	5.8	6.0	5.6	5.4	12.7	9.2													
2011	8.4	7.9	7.6	7.6	7.5	7.2	7.5	7.1	7.1	6.9	7.3	6.8	6.7	6.4	6.1	6.2	6.1	6.0	6.2	5.5	5.3	5.4	5.0	4.7	9.2	5.8	2.6												
2012	8.4	8.0	7.7	7.7	7.5	7.3	7.5	7.1	7.2	7.0	7.4	6.9	6.8	6.6	6.3	6.4	6.3	6.3	6.4	5.9	5.7	5.9	5.6	5.5	9.1	6.7	5.5	8.6											
2013	8.3	7.9	7.6	7.6	7.5	7.2	7.4	7.1	7.1	6.9	7.3	6.8	6.7	6.5	6.3	6.3	6.3	6.2	6.4	5.9	5.7	5.9	5.7	5.5	8.4	6.5	5.7	7.3	5.9										
2014	8.2	7.8	7.5	7.5	7.4	7.2	7.4	7.0	7.1	6.8	7.2	6.8	6.7	6.5	6.2	6.3	6.2	6.2	6.3	5.8	5.7	5.8	5.6	5.5	7.9	6.3	5.6	6.7	5.7	5.5									
2015	7.9	7.5	7.3	7.3	7.1	6.9	7.1	6.7	6.8	6.5	6.9	6.4	6.3	6.1	5.9	5.9	5.8	5.8	5.8	5.4	5.2	5.3	5.0	4.9	6.8	5.3	4.6	5.1	3.9	2.9	0.4								
2016	7.9	7.5	7.2	7.2	7.1	6.9	7.0	6.7	6.7	6.5	6.8	6.4	6.3	6.1	5.9	5.9	5.8	5.8	5.8	5.4	5.3	5.3	5.1	5.0	6.7	5.4	4.8	5.2	4.4	3.9	3.1	5.9							
2017	7.8	7.5	7.2	7.2	7.1	6.9	7.0	6.7	6.7	6.5	6.8	6.4	6.3	6.1	5.9	5.9	5.9	5.8	5.9	5.5	5.4	5.4	5.2	5.1	6.7	5.5	5.0	5.4	4.8	4.5	4.2	6.2	6.4						
2018	7.6	7.2	6.9	6.9	6.8	6.6	6.7	6.4	6.4	6.2	6.5	6.1	6.0	5.8	5.6	5.6	5.5	5.4	5.4	5.0	4.9	4.9	4.7	4.6	5.9	4.8	4.2	4.5	3.8	3.4	2.9	3.7	2.6	-1.0					
2019	7.7	7.3	7.1	7.0	6.9	6.7	6.9	6.6	6.6	6.4	6.7	6.3	6.2	6.0	5.8	5.9	5.8	5.7	5.8	5.4	5.3	5.4	5.2	5.1	6.4	5.4	5.0	5.3	4.9	4.7	4.6	5.6	5.5	5.1	11.5				
2020	7.7	7.4	7.1	7.1	7.0	6.8	6.9	6.6	6.7	6.5	6.8	6.4	6.3	6.1	6.0	6.0	5.9	5.9	5.9	5.6	5.5	5.6	5.5	5.4	6.6	5.7	5.4	5.7	5.4	5.3	5.3	6.3	6.3	6.3	10.2	8.8			
2021	7.6	7.2	7.0	7.0	6.9	6.7	6.8	6.5	6.6	6.4	6.6	6.3	6.2	6.0	5.8	5.9	5.8	5.8	5.8	5.5	5.4	5.5	5.3	5.3	6.3	5.5	5.2	5.5	5.1	5.0	5.0	5.7	5.7	5.5	7.8	6.0	3.2		
2022	7.1	6.7	6.5	6.4	6.3	6.1	6.2	5.9	5.9	5.7	6.0	5.6	5.5	5.3	5.1	5.1	5.0	4.9	4.9	4.6	4.5	4.4	4.3	4.1	5.0	4.2	3.8	3.9	3.4	3.2	2.9	3.2	2.8	2.1	2.9	0.2	-3.9	-10.5	
2023	7.1	6.8	6.6	6.5	6.4	6.2	6.3	6.0	6.1	5.9	6.1	5.7	5.6	5.5	5.3	5.3	5.2	5.1	5.1	4.8	4.7	4.7	4.6	4.5	5.3	4.6	4.2	4.4	4.0	3.8	3.6	4.0	3.8	3.3	4.2	2.5	0.4	-1.0	9.7
	1985	1986	1987	1988	1989	1990	1991	1992	1993	1994	1995	1996	1997	1998	1999	2000	2001	2002	2003	2004	2005	2006	2007	2008	2009	2010	2011	2012	2013	2014	2015	2016	2017	2018	2019	2020	2021	2022	2023

Dimensional Core Plus Index Allocation

40% Equity, 60% Fixed Income

1985–2023



Growth of $1

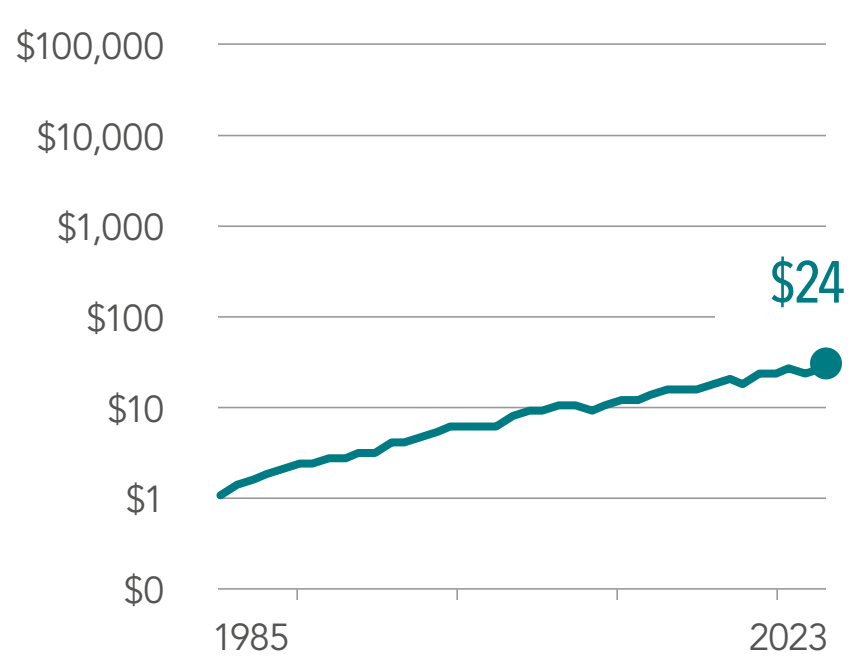

See Sources and Descriptions of Data.

	1985	1986	1987	1988	1989	1990	1991	1992	1993	1994	1995	1996	1997	1998	1999	2000	2001	2002	2003	2004	2005	2006	2007	2008	2009	2010	2011	2012	2013	2014	2015	2016	2017	2018	2019	2020	2021	2022	2023
1985	25.4																																						
1986	22.2	19.0																																					
1987	18.1	14.7	10.5																																				
1988	17.3	14.7	12.7	14.9																																			
1989	16.8	14.8	13.4	14.9	14.9																																		
1990	13.4	11.1	9.2	8.8	5.9	-2.4																																	
1991	14.0	12.2	10.9	11.0	9.7	7.2	17.8																																
1992	12.8	11.1	9.8	9.6	8.4	6.3	10.9	4.4																															
1993	13.0	11.6	10.5	10.6	9.7	8.4	12.3	9.7	15.3																														
1994	11.7	10.3	9.3	9.1	8.2	6.9	9.3	6.6	7.8	0.8																													
1995	12.3	11.1	10.2	10.2	9.5	8.6	11.0	9.4	11.1	9.1	18.0																												
1996	12.2	11.0	10.3	10.2	9.7	8.9	10.9	9.6	11.0	9.6	14.3	10.6																											
1997	12.2	11.1	10.4	10.4	9.9	9.3	11.1	10.0	11.2	10.2	13.6	11.4	12.2																										
1998	12.1	11.1	10.5	10.5	10.1	9.6	11.1	10.2	11.2	10.4	13.0	11.4	11.8	11.4																									
1999	11.9	11.0	10.4	10.4	10.0	9.5	10.9	10.0	10.9	10.2	12.1	10.7	10.7	10.0	8.7																								
2000	11.5	10.6	10.0	10.0	9.6	9.1	10.3	9.5	10.2	9.5	11.0	9.7	9.5	8.6	7.2	5.7																							
2001	11.0	10.2	9.6	9.6	9.2	8.7	9.8	9.0	9.5	8.8	10.0	8.8	8.4	7.5	6.2	5.0	4.3																						
2002	10.4	9.6	9.0	8.9	8.5	8.1	9.0	8.2	8.6	7.9	8.8	7.6	7.0	6.1	4.8	3.5	2.4	0.5																					
2003	10.9	10.1	9.6	9.5	9.2	8.8	9.7	9.1	9.5	8.9	9.9	8.9	8.7	8.1	7.5	7.1	7.6	9.3	18.9																				
2004	10.8	10.1	9.7	9.6	9.3	8.9	9.8	9.2	9.6	9.1	10.0	9.1	8.9	8.4	8.0	7.8	8.4	9.7	14.7	10.6																			
2005	10.6	10.0	9.5	9.4	9.1	8.8	9.6	9.0	9.4	8.9	9.7	8.9	8.7	8.2	7.8	7.6	8.0	9.0	12.0	8.7	6.8																		
2006	10.7	10.0	9.6	9.5	9.2	8.9	9.7	9.1	9.5	9.0	9.8	9.0	8.9	8.5	8.2	8.1	8.5	9.4	11.7	9.4	8.8	10.9																	
2007	10.5	9.8	9.4	9.4	9.1	8.8	9.5	9.0	9.3	8.9	9.5	8.8	8.7	8.3	8.0	7.9	8.2	8.9	10.6	8.6	8.0	8.6	6.4																
2008	9.2	8.5	8.1	7.9	7.6	7.2	7.8	7.2	7.4	6.9	7.4	6.6	6.3	5.7	5.2	4.8	4.7	4.8	5.5	3.0	1.2	-0.6	-6.0	-16.8															
2009	9.7	9.1	8.7	8.6	8.3	8.0	8.5	8.1	8.3	7.9	8.3	7.7	7.5	7.1	6.7	6.5	6.6	6.9	7.8	6.1	5.2	4.8	2.8	1.1	22.9														
2010	9.8	9.2	8.8	8.7	8.5	8.2	8.7	8.3	8.5	8.1	8.6	8.0	7.8	7.5	7.2	7.0	7.1	7.5	8.4	6.9	6.3	6.3	5.1	4.7	17.5	12.4													
2011	9.4	8.9	8.5	8.4	8.1	7.8	8.3	7.9	8.1	7.7	8.1	7.5	7.3	7.0	6.7	6.5	6.6	6.8	7.5	6.2	5.5	5.3	4.3	3.7	11.7	6.5	0.9												
2012	9.5	9.0	8.6	8.5	8.3	8.0	8.5	8.1	8.2	7.9	8.3	7.7	7.6	7.3	7.0	6.9	7.0	7.2	7.9	6.7	6.3	6.2	5.4	5.2	11.6	8.1	6.0	11.4											
2013	9.6	9.0	8.7	8.6	8.4	8.1	8.6	8.2	8.4	8.1	8.4	7.9	7.8	7.5	7.3	7.2	7.3	7.5	8.2	7.2	6.8	6.8	6.2	6.2	11.5	8.9	7.7	11.3	11.2										
2014	9.5	8.9	8.6	8.5	8.3	8.0	8.5	8.1	8.3	8.0	8.3	7.8	7.7	7.4	7.2	7.1	7.2	7.4	8.0	7.1	6.7	6.7	6.2	6.2	10.6	8.3	7.3	9.6	8.7	6.2									
2015	9.1	8.6	8.3	8.2	8.0	7.7	8.1	7.7	7.9	7.6	7.9	7.4	7.3	7.0	6.7	6.6	6.7	6.9	7.4	6.4	6.1	6.0	5.5	5.4	9.0	6.8	5.7	7.0	5.6	2.9	-0.4								
2016	9.1	8.6	8.3	8.2	8.0	7.7	8.2	7.8	7.9	7.6	7.9	7.5	7.3	7.1	6.8	6.7	6.8	7.0	7.5	6.6	6.3	6.3	5.8	5.7	9.0	7.1	6.2	7.4	6.4	4.8	4.1	8.8							
2017	9.2	8.7	8.4	8.3	8.1	7.8	8.2	7.9	8.0	7.7	8.1	7.6	7.5	7.2	7.0	6.9	7.0	7.2	7.7	6.9	6.6	6.6	6.2	6.2	9.1	7.5	6.8	7.9	7.2	6.2	6.2	9.6	10.5						
2018	8.8	8.3	8.0	7.9	7.7	7.4	7.8	7.5	7.6	7.3	7.6	7.1	7.0	6.7	6.5	6.4	6.4	6.5	6.9	6.2	5.9	5.8	5.4	5.3	7.8	6.3	5.5	6.2	5.4	4.2	3.7	5.1	3.4	-3.3					
2019	9.0	8.5	8.2	8.1	7.9	7.7	8.1	7.7	7.9	7.6	7.9	7.5	7.3	7.1	6.9	6.8	6.9	7.0	7.4	6.8	6.5	6.5	6.2	6.1	8.5	7.2	6.6	7.4	6.8	6.1	6.1	7.7	7.4	5.9	15.9				
2020	9.0	8.6	8.3	8.2	8.0	7.8	8.2	7.9	8.0	7.7	8.0	7.6	7.5	7.3	7.1	7.0	7.1	7.3	7.6	7.0	6.8	6.8	6.5	6.5	8.7	7.5	7.1	7.8	7.3	6.8	6.9	8.4	8.3	7.6	13.5	11.1			
2021	9.0	8.6	8.3	8.2	8.0	7.8	8.2	7.9	8.0	7.7	8.0	7.6	7.5	7.3	7.1	7.1	7.1	7.3	7.7	7.1	6.9	6.9	6.6	6.6	8.7	7.6	7.1	7.8	7.4	6.9	7.0	8.3	8.2	7.7	11.6	9.5	8.0		
2022	8.4	8.0	7.7	7.6	7.4	7.2	7.5	7.1	7.2	7.0	7.2	6.8	6.7	6.5	6.3	6.2	6.2	6.3	6.6	6.0	5.7	5.6	5.3	5.2	7.0	5.9	5.4	5.8	5.3	4.6	4.4	5.1	4.5	3.4	5.1	1.7	-2.6	-12.2	
2023	8.5	8.1	7.8	7.7	7.5	7.3	7.6	7.3	7.4	7.2	7.4	7.0	6.9	6.7	6.5	6.4	6.5	6.6	6.9	6.3	6.1	6.0	5.7	5.7	7.4	6.4	5.9	6.4	5.9	5.4	5.3	6.1	5.7	4.9	6.6	4.4	2.3	-0.5	12.8

Dimensional Core Plus Index Allocation

60% Equity, 40% Fixed Income

1985–2023



Growth of $1

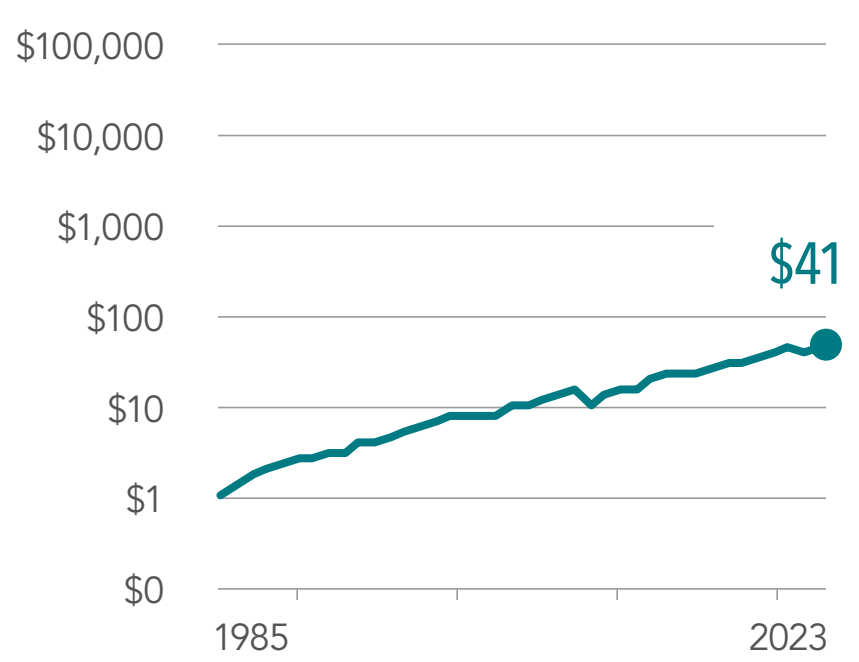

See Sources and Descriptions of Data.

	1985	1986	1987	1988	1989	1990	1991	1992	1993	1994	1995	1996	1997	1998	1999	2000	2001	2002	2003	2004	2005	2006	2007	2008	2009	2010	2011	2012	2013	2014	2015	2016	2017	2018	2019	2020	2021	2022	2023
1985	33.4																																						
1986	28.5	23.8																																					
1987	22.4	17.2	11.1																																				
1988	21.5	17.8	15.0	19.1																																			
1989	21.1	18.2	16.4	19.1	19.2																																		
1990	15.8	12.6	10.0	9.6	5.1	-7.2																																	
1991	16.6	14.0	12.1	12.4	10.2	6.0	21.2																																
1992	14.9	12.4	10.6	10.6	8.5	5.2	12.0	3.5																															
1993	15.2	13.2	11.7	11.8	10.4	8.4	14.1	10.7	18.4																														
1994	13.9	11.9	10.5	10.4	9.0	7.1	11.0	7.8	10.0	2.2																													
1995	14.5	12.7	11.6	11.6	10.6	9.3	12.9	10.9	13.5	11.1	20.7																												
1996	14.2	12.6	11.6	11.6	10.7	9.6	12.6	11.0	13.0	11.2	16.0	11.4																											
1997	14.2	12.7	11.8	11.9	11.1	10.1	12.9	11.5	13.2	11.9	15.4	12.8	14.1																										
1998	14.0	12.7	11.8	11.9	11.2	10.3	12.7	11.5	12.9	11.9	14.4	12.4	12.9	11.7																									
1999	13.8	12.6	11.7	11.8	11.2	10.4	12.6	11.5	12.7	11.8	13.8	12.1	12.4	11.5	11.3																								
2000	13.2	11.9	11.1	11.1	10.5	9.8	11.6	10.6	11.5	10.6	12.0	10.4	10.1	8.8	7.4	3.5																							
2001	12.5	11.3	10.5	10.5	9.8	9.1	10.7	9.7	10.4	9.5	10.5	8.9	8.4	7.1	5.6	2.8	2.1																						
2002	11.5	10.3	9.6	9.5	8.8	8.0	9.4	8.4	8.9	7.9	8.6	7.0	6.3	4.8	3.1	0.5	-0.9	-3.8																					
2003	12.3	11.3	10.6	10.6	10.0	9.4	10.8	9.9	10.5	9.8	10.7	9.5	9.2	8.4	7.7	6.9	8.0	11.1	28.3																				
2004	12.5	11.5	10.8	10.8	10.3	9.7	11.1	10.3	10.9	10.2	11.1	10.1	9.9	9.3	8.9	8.4	9.7	12.3	21.4	14.8																			
2005	12.3	11.3	10.7	10.7	10.2	9.7	10.9	10.2	10.8	10.1	10.9	10.0	9.8	9.3	8.9	8.5	9.5	11.5	17.1	11.9	9.1																		
2006	12.4	11.5	10.9	10.9	10.5	10.0	11.1	10.5	11.0	10.5	11.2	10.3	10.2	9.8	9.6	9.3	10.3	12.1	16.4	12.7	11.7	14.4																	
2007	12.1	11.2	10.6	10.6	10.2	9.7	10.8	10.2	10.6	10.1	10.7	9.9	9.8	9.4	9.1	8.9	9.6	11.0	14.2	10.9	9.6	9.9	5.5																
2008	10.1	9.1	8.5	8.4	7.9	7.3	8.2	7.5	7.7	7.0	7.4	6.4	6.0	5.3	4.7	4.0	4.1	4.4	5.8	1.8	-1.3	-4.5	-12.7	-27.8															
2009	10.9	10.0	9.5	9.4	9.0	8.5	9.4	8.8	9.1	8.5	9.0	8.2	7.9	7.4	7.0	6.6	6.9	7.6	9.3	6.4	4.8	3.8	0.5	-2.0	33.1														
2010	11.1	10.3	9.8	9.7	9.3	8.8	9.7	9.1	9.5	9.0	9.4	8.7	8.5	8.1	7.8	7.4	7.8	8.5	10.1	7.8	6.6	6.1	4.2	3.7	24.3	16.1													
2011	10.6	9.8	9.3	9.2	8.8	8.4	9.2	8.6	8.9	8.4	8.7	8.0	7.8	7.4	7.0	6.7	7.0	7.5	8.8	6.6	5.5	4.9	3.1	2.5	15.2	7.1	-1.2												
2012	10.8	10.0	9.5	9.5	9.1	8.7	9.5	8.9	9.2	8.8	9.1	8.5	8.3	7.9	7.7	7.4	7.7	8.2	9.5	7.6	6.7	6.4	5.1	5.1	15.4	10.0	7.1	16.1											
2013	11.0	10.3	9.8	9.8	9.4	9.0	9.8	9.3	9.6	9.1	9.5	8.9	8.8	8.4	8.2	8.0	8.4	8.9	10.2	8.5	7.8	7.6	6.7	6.9	15.6	11.6	10.2	16.4	16.6										
2014	10.8	10.1	9.7	9.6	9.3	8.9	9.6	9.2	9.4	9.0	9.4	8.8	8.7	8.3	8.1	7.9	8.3	8.7	9.9	8.3	7.7	7.5	6.7	6.9	14.1	10.6	9.3	13.1	11.6	6.7									
2015	10.4	9.7	9.3	9.2	8.9	8.5	9.2	8.7	8.9	8.5	8.8	8.3	8.1	7.8	7.5	7.3	7.6	8.0	8.9	7.5	6.8	6.6	5.8	5.8	11.7	8.5	7.0	9.2	7.0	2.5	-1.6								
2016	10.5	9.8	9.4	9.3	9.0	8.6	9.3	8.8	9.1	8.7	9.0	8.5	8.3	8.0	7.8	7.6	7.9	8.3	9.2	7.8	7.3	7.1	6.4	6.5	11.8	9.1	7.9	9.8	8.3	5.7	5.2	12.4							
2017	10.6	10.0	9.6	9.5	9.2	8.9	9.5	9.1	9.3	9.0	9.3	8.8	8.6	8.4	8.2	8.0	8.3	8.7	9.6	8.4	7.9	7.8	7.2	7.4	12.2	9.9	9.0	10.8	9.8	8.1	8.6	14.1	15.7						
2018	10.1	9.5	9.1	9.0	8.7	8.3	8.9	8.5	8.7	8.3	8.6	8.1	7.9	7.6	7.4	7.2	7.5	7.8	8.6	7.4	6.8	6.7	6.0	6.1	10.3	8.0	7.0	8.2	7.0	5.1	4.7	6.9	4.3	-6.0					
2019	10.4	9.8	9.4	9.4	9.1	8.7	9.3	8.9	9.1	8.8	9.1	8.6	8.5	8.2	8.1	7.9	8.1	8.5	9.3	8.2	7.7	7.6	7.1	7.3	11.2	9.2	8.5	9.8	8.9	7.7	7.8	10.3	9.6	6.7	21.2				
2020	10.5	9.9	9.5	9.5	9.2	8.9	9.4	9.1	9.3	8.9	9.2	8.8	8.7	8.4	8.3	8.1	8.4	8.7	9.5	8.4	8.0	8.0	7.5	7.7	11.3	9.5	8.9	10.1	9.4	8.4	8.6	10.8	10.4	8.7	16.9	12.7			
2021	10.6	10.0	9.6	9.6	9.3	9.0	9.6	9.2	9.4	9.1	9.4	8.9	8.8	8.6	8.5	8.4	8.6	8.9	9.7	8.7	8.4	8.3	7.9	8.1	11.5	9.9	9.3	10.4	9.8	9.0	9.3	11.3	11.0	9.9	15.8	13.1	13.5		
2022	9.8	9.3	8.9	8.8	8.5	8.2	8.8	8.4	8.5	8.2	8.4	8.0	7.9	7.6	7.5	7.3	7.5	7.7	8.4	7.4	7.0	6.9	6.4	6.5	9.5	7.8	7.2	8.0	7.2	6.2	6.1	7.3	6.4	4.7	7.5	3.3	-1.1	-13.8	
2023	10.0	9.5	9.1	9.0	8.8	8.5	9.0	8.6	8.8	8.5	8.7	8.3	8.2	8.0	7.8	7.7	7.9	8.1	8.7	7.8	7.5	7.4	7.0	7.1	9.9	8.4	7.9	8.7	8.0	7.2	7.2	8.4	7.8	6.6	9.3	6.5	4.5	0.3	16.6

Dimensional Core Plus Index Allocation

80% Equity, 20% Fixed Income

1985–2023



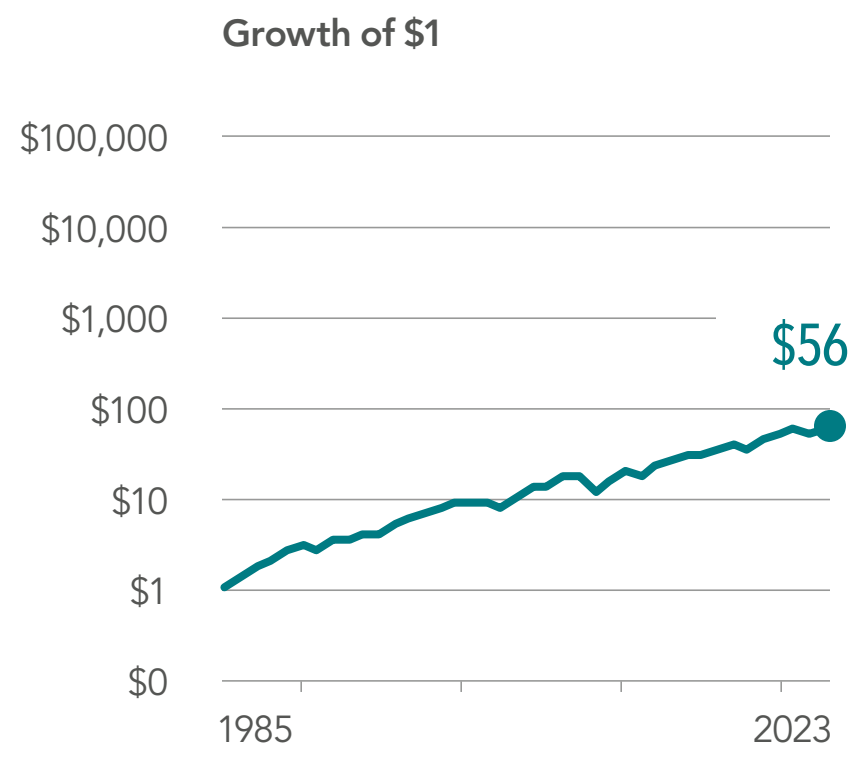

See Sources and Descriptions of Data.

	1985	1986	1987	1988	1989	1990	1991	1992	1993	1994	1995	1996	1997	1998	1999	2000	2001	2002	2003	2004	2005	2006	2007	2008	2009	2010	2011	2012	2013	2014	2015	2016	2017	2018	2019	2020	2021	2022	2023
1985	36.4
1986	31.1	26.1
1987	24.9	19.5	13.3
1988	24.2	20.4	17.7	22.4
1989	23.6	20.5	18.7	21.6	20.8
1990	16.8	13.2	10.2	9.2	3.2	-11.8
1991	17.5	14.6	12.4	12.2	9.0	3.6	21.7
1992	15.4	12.7	10.6	10.0	7.1	2.9	11.2	1.7
1993	15.9	13.6	11.9	11.7	9.7	7.1	14.2	10.7	20.4
1994	14.7	12.5	10.9	10.6	8.8	6.5	11.7	8.5	12.1	4.3
1995	15.2	13.2	11.9	11.7	10.3	8.6	13.3	11.2	14.6	11.8	19.9
1996	15.1	13.3	12.1	12.0	10.8	9.4	13.4	11.9	14.6	12.7	17.1	14.4
1997	15.1	13.5	12.4	12.4	11.3	10.2	13.7	12.5	14.7	13.4	16.5	14.9	15.4
1998	14.9	13.4	12.4	12.4	11.4	10.4	13.6	12.4	14.4	13.2	15.5	14.1	13.9	12.4
1999	15.0	13.6	12.7	12.7	11.8	11.0	13.9	12.9	14.6	13.7	15.7	14.6	14.7	14.4	16.3
2000	14.1	12.8	11.9	11.8	10.9	10.1	12.5	11.6	12.9	11.8	13.1	11.8	11.2	9.8	8.5	1.3
2001	13.2	11.9	11.0	10.9	10.0	9.2	11.3	10.3	11.3	10.2	11.1	9.7	8.8	7.2	5.5	0.5	-0.3
2002	11.9	10.6	9.7	9.5	8.6	7.7	9.5	8.5	9.2	8.0	8.5	6.9	5.7	3.9	1.9	-2.6	-4.4	-8.4
2003	13.0	11.9	11.1	10.9	10.2	9.5	11.3	10.5	11.4	10.5	11.2	10.2	9.6	8.6	7.9	5.9	7.5	11.5	35.8
2004	13.3	12.2	11.4	11.3	10.7	10.0	11.8	11.1	11.9	11.1	11.8	11.0	10.6	9.9	9.5	8.1	9.9	13.6	26.4	17.7
2005	13.1	12.1	11.4	11.3	10.7	10.1	11.7	11.0	11.8	11.1	11.7	11.0	10.6	10.0	9.6	8.6	10.1	12.8	21.0	14.2	10.7
2006	13.4	12.4	11.7	11.7	11.1	10.5	12.1	11.5	12.2	11.6	12.3	11.6	11.3	10.9	10.7	9.9	11.4	13.9	20.3	15.5	14.5	18.3
2007	13.1	12.1	11.5	11.4	10.8	10.3	11.8	11.2	11.8	11.2	11.8	11.1	10.8	10.4	10.2	9.4	10.6	12.6	17.3	13.1	11.6	12.0	6.1
2008	10.6	9.6	8.9	8.7	8.0	7.4	8.6	7.8	8.2	7.5	7.7	6.8	6.2	5.4	4.7	3.5	3.8	4.4	6.7	1.6	-2.0	-6.0	-16.2	-33.8
2009	11.5	10.6	10.0	9.8	9.2	8.7	9.9	9.3	9.7	9.1	9.4	8.7	8.3	7.7	7.3	6.5	7.0	8.0	10.6	6.8	4.8	3.3	-1.2	-4.7	37.2
2010	11.8	10.9	10.3	10.2	9.6	9.1	10.3	9.7	10.2	9.6	10.0	9.3	9.0	8.5	8.2	7.5	8.1	9.1	11.5	8.4	6.9	6.2	3.3	2.4	27.3	18.2
2011	11.2	10.3	9.7	9.5	9.0	8.5	9.6	9.0	9.4	8.8	9.1	8.5	8.1	7.6	7.2	6.5	7.0	7.7	9.7	6.8	5.3	4.5	1.9	0.9	16.0	6.7	-3.6
2012	11.3	10.5	10.0	9.8	9.3	8.9	9.9	9.4	9.8	9.2	9.5	8.9	8.6	8.2	7.9	7.2	7.8	8.5	10.4	7.9	6.7	6.1	4.2	3.8	16.2	9.9	6.0	16.7
2013	11.7	10.9	10.4	10.3	9.8	9.4	10.4	10.0	10.4	9.9	10.2	9.7	9.4	9.0	8.8	8.3	8.9	9.7	11.5	9.3	8.4	8.1	6.7	6.8	17.5	13.1	11.4	19.8	22.9
2014	11.5	10.8	10.3	10.1	9.7	9.3	10.3	9.8	10.2	9.7	10.0	9.5	9.2	8.9	8.6	8.2	8.7	9.4	11.0	9.0	8.2	7.9	6.6	6.7	15.6	11.6	10.1	15.1	14.3	6.2
2015	11.1	10.3	9.8	9.7	9.2	8.8	9.7	9.3	9.6	9.1	9.4	8.9	8.6	8.2	8.0	7.5	7.9	8.5	9.9	8.0	7.2	6.8	5.6	5.5	12.8	9.2	7.5	10.4	8.4	1.8	-2.3
2016	11.2	10.4	10.0	9.8	9.4	9.0	9.9	9.5	9.8	9.4	9.6	9.1	8.9	8.5	8.3	7.9	8.3	8.9	10.2	8.5	7.8	7.5	6.5	6.5	13.0	9.9	8.6	11.2	9.9	5.9	5.8	14.5
2017	11.4	10.7	10.2	10.1	9.7	9.4	10.2	9.8	10.2	9.7	10.0	9.6	9.3	9.0	8.9	8.5	8.9	9.5	10.8	9.2	8.6	8.4	7.5	7.7	13.7	11.0	10.0	12.5	11.7	9.0	10.0	16.7	19.1
2018	10.8	10.1	9.6	9.5	9.1	8.7	9.5	9.1	9.4	9.0	9.2	8.7	8.5	8.2	8.0	7.5	7.9	8.4	9.5	8.0	7.3	7.0	6.2	6.2	11.3	8.7	7.6	9.3	8.1	5.4	5.2	7.8	4.7	-8.0
2019	11.1	10.5	10.0	9.9	9.5	9.2	10.0	9.6	9.9	9.5	9.7	9.3	9.1	8.8	8.7	8.3	8.7	9.2	10.3	8.9	8.3	8.2	7.4	7.5	12.4	10.2	9.3	11.1	10.3	8.3	8.7	11.7	10.7	6.8	24.0
2020	11.2	10.6	10.1	10.0	9.7	9.3	10.1	9.7	10.0	9.7	9.9	9.5	9.3	9.0	8.9	8.5	8.9	9.4	10.5	9.2	8.7	8.5	7.9	8.0	12.5	10.5	9.7	11.3	10.7	9.0	9.5	12.0	11.4	9.0	18.7	13.6
2021	11.4	10.8	10.4	10.3	9.9	9.6	10.4	10.0	10.3	10.0	10.2	9.8	9.7	9.4	9.3	9.0	9.4	9.9	10.9	9.7	9.2	9.1	8.6	8.7	13.0	11.2	10.5	12.1	11.6	10.2	10.8	13.2	12.9	11.4	18.7	16.2	18.9
2022	10.7	10.0	9.6	9.5	9.2	8.8	9.5	9.2	9.4	9.1	9.2	8.9	8.7	8.4	8.2	7.9	8.2	8.6	9.6	8.3	7.8	7.7	7.0	7.1	10.8	9.0	8.3	9.5	8.8	7.3	7.4	8.9	8.0	5.9	9.7	5.3	1.4	-13.5
2023	10.9	10.3	9.9	9.8	9.4	9.1	9.8	9.5	9.7	9.4	9.6	9.2	9.0	8.8	8.6	8.3	8.7	9.1	10.0	8.8	8.4	8.3	7.7	7.8	11.3	9.7	9.1	10.2	9.6	8.4	8.6	10.1	9.5	7.9	11.5	8.5	6.9	1.4	18.8

Dimensional Core Plus Index Allocation

100% Equity

1985–2023



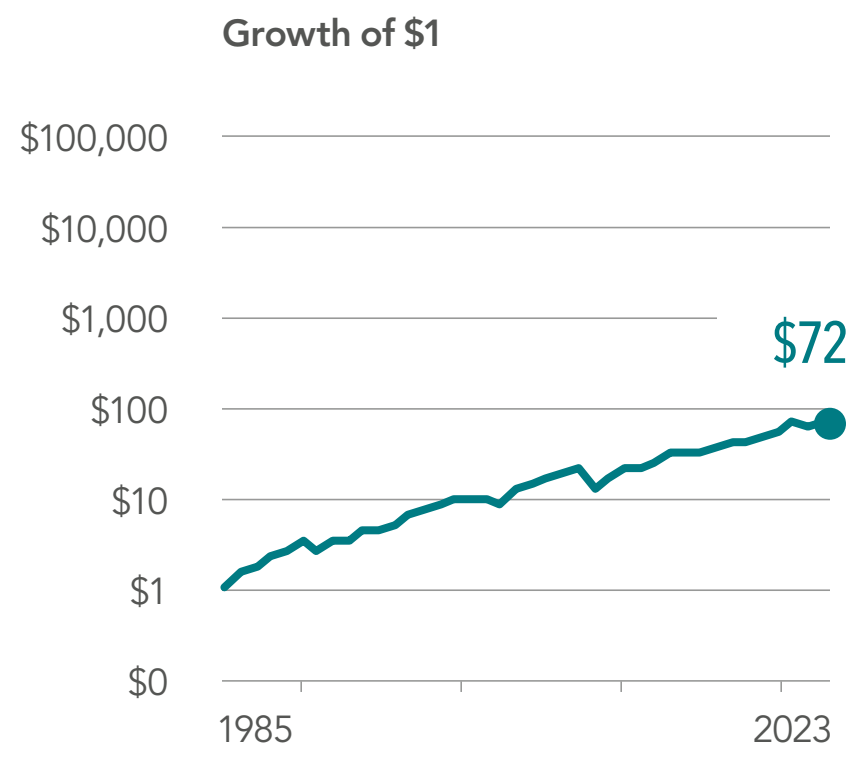

See Sources and Descriptions of Data.

	1985	1986	1987	1988	1989	1990	1991	1992	1993	1994	1995	1996	1997	1998	1999	2000	2001	2002	2003	2004	2005	2006	2007	2008	2009	2010	2011	2012	2013	2014	2015	2016	2017	2018	2019	2020	2021	2022	2023
1985	40.1
1986	34.3	28.8
1987	27.5	21.7	15.0
1988	27.2	23.2	20.4	26.1
1989	26.2	22.9	21.0	24.2	22.2
1990	17.8	13.8	10.4	8.9	1.1	-16.3
1991	18.6	15.4	12.9	12.3	8.1	1.6	23.4
1992	16.2	13.1	10.7	9.8	6.1	1.2	11.3	0.3
1993	16.9	14.2	12.3	11.9	9.2	6.2	15.0	11.0	22.7
1994	15.8	13.3	11.5	11.1	8.7	6.2	12.7	9.4	14.2	6.3
1995	16.2	14.0	12.5	12.2	10.3	8.4	14.2	12.0	16.2	13.1	20.3
1996	16.2	14.2	12.8	12.6	11.0	9.5	14.5	12.8	16.2	14.1	18.2	16.3
1997	16.2	14.4	13.2	13.0	11.6	10.4	14.8	13.5	16.3	14.7	17.7	16.4	16.6
1998	15.9	14.3	13.1	13.0	11.7	10.6	14.5	13.3	15.7	14.3	16.4	15.1	14.6	12.6
1999	16.2	14.7	13.6	13.5	12.5	11.5	15.1	14.1	16.3	15.2	17.1	16.3	16.4	16.2	20.0
2000	15.1	13.6	12.6	12.4	11.3	10.4	13.5	12.4	14.0	12.8	14.0	12.7	11.9	10.3	9.2	-0.5
2001	14.0	12.5	11.5	11.2	10.2	9.2	11.9	10.8	12.0	10.8	11.4	10.0	8.8	6.9	5.1	-1.6	-2.7
2002	12.3	10.9	9.8	9.5	8.4	7.4	9.7	8.5	9.3	8.0	8.2	6.5	5.0	2.8	0.5	-5.2	-7.5	-12.1
2003	13.8	12.5	11.6	11.4	10.4	9.6	11.9	11.0	12.1	11.0	11.6	10.5	9.8	8.7	7.9	5.1	7.0	12.2	43.2
2004	14.1	12.9	12.0	11.9	11.0	10.3	12.5	11.7	12.7	11.9	12.4	11.6	11.0	10.3	9.9	8.0	10.2	14.8	31.3	20.4
2005	14.0	12.8	12.0	11.9	11.1	10.4	12.5	11.8	12.7	11.9	12.4	11.7	11.2	10.5	10.2	8.7	10.6	14.2	24.6	16.2	12.3
2006	14.3	13.2	12.5	12.4	11.7	11.1	13.1	12.4	13.3	12.6	13.2	12.6	12.2	11.7	11.6	10.4	12.4	15.7	23.9	18.1	16.9	21.8
2007	14.0	12.9	12.2	12.1	11.4	10.8	12.7	12.0	12.9	12.2	12.7	12.0	11.7	11.2	11.0	10.0	11.5	14.1	20.2	15.1	13.4	13.9	6.6
2008	11.0	9.9	9.1	8.8	8.0	7.3	8.8	8.0	8.5	7.6	7.7	6.8	6.1	5.2	4.5	2.9	3.3	4.2	7.2	1.1	-3.2	-7.8	-19.8	-39.7
2009	12.1	11.1	10.3	10.1	9.4	8.8	10.3	9.7	10.2	9.5	9.7	9.0	8.5	7.8	7.4	6.2	7.0	8.2	11.5	7.0	4.5	2.6	-3.1	-7.6	41.6
2010	12.4	11.4	10.7	10.6	9.9	9.3	10.8	10.2	10.8	10.1	10.3	9.7	9.3	8.7	8.4	7.4	8.2	9.5	12.6	8.8	6.9	5.9	2.3	0.9	30.5	20.3
2011	11.7	10.7	10.0	9.8	9.2	8.6	10.0	9.3	9.8	9.2	9.3	8.7	8.2	7.6	7.3	6.3	6.9	7.9	10.4	6.9	5.1	3.9	0.6	-0.8	17.1	6.6	-5.6
2012	11.9	10.9	10.3	10.1	9.5	9.0	10.3	9.7	10.2	9.6	9.8	9.2	8.7	8.2	7.9	7.0	7.7	8.7	11.0	7.9	6.5	5.7	3.2	2.6	17.1	9.9	5.1	17.1
2013	12.4	11.5	10.9	10.8	10.2	9.7	11.0	10.5	11.0	10.4	10.7	10.2	9.8	9.4	9.2	8.5	9.2	10.2	12.5	9.8	8.7	8.3	6.5	6.5	19.3	14.3	12.4	22.7	28.6
2014	12.2	11.3	10.7	10.6	10.0	9.5	10.8	10.3	10.7	10.2	10.4	9.9	9.5	9.1	8.9	8.2	8.9	9.8	11.9	9.4	8.4	8.0	6.3	6.3	16.8	12.4	10.6	16.5	16.3	5.2
2015	11.6	10.8	10.2	10.0	9.5	9.0	10.2	9.7	10.1	9.5	9.7	9.2	8.8	8.4	8.2	7.5	8.0	8.9	10.7	8.3	7.3	6.8	5.2	5.1	13.8	9.7	7.7	11.3	9.4	0.9	-3.1
2016	11.8	10.9	10.4	10.2	9.7	9.3	10.4	9.9	10.3	9.8	10.0	9.5	9.2	8.8	8.6	8.0	8.5	9.3	11.0	8.9	8.0	7.6	6.3	6.2	14.0	10.5	9.0	12.2	11.0	5.7	5.9	15.8
2017	12.1	11.3	10.8	10.6	10.1	9.7	10.8	10.4	10.8	10.3	10.5	10.1	9.8	9.4	9.3	8.7	9.3	10.1	11.7	9.8	9.0	8.7	7.6	7.7	14.9	12.0	10.8	13.8	13.2	9.6	11.2	19.1	22.4
2018	11.3	10.6	10.0	9.9	9.4	9.0	10.0	9.5	9.9	9.4	9.5	9.1	8.8	8.4	8.2	7.6	8.1	8.8	10.2	8.3	7.5	7.2	6.0	6.0	12.1	9.3	8.0	10.1	8.9	5.4	5.4	8.4	4.9	-10.1
2019	11.7	11.0	10.5	10.4	9.9	9.5	10.5	10.1	10.5	10.0	10.2	9.8	9.5	9.2	9.0	8.5	9.0	9.7	11.1	9.4	8.7	8.4	7.5	7.5	13.4	10.9	9.9	12.0	11.3	8.6	9.3	12.7	11.6	6.6	26.4
2020	11.8	11.1	10.6	10.5	10.0	9.6	10.6	10.2	10.6	10.2	10.3	9.9	9.7	9.4	9.3	8.8	9.3	9.9	11.3	9.7	9.0	8.8	7.9	8.0	13.4	11.2	10.3	12.2	11.6	9.4	10.1	13.0	12.3	9.1	20.1	14.2
2021	12.1	11.4	11.0	10.9	10.4	10.1	11.1	10.7	11.0	10.6	10.8	10.5	10.2	10.0	9.9	9.4	9.9	10.6	11.9	10.4	9.9	9.7	8.9	9.1	14.2	12.2	11.5	13.3	12.9	11.1	12.0	14.7	14.5	12.6	21.4	19.0	24.1
2022	11.4	10.7	10.2	10.1	9.6	9.3	10.2	9.8	10.1	9.7	9.8	9.5	9.2	8.9	8.8	8.3	8.7	9.3	10.5	9.0	8.4	8.2	7.4	7.5	12.0	10.0	9.2	10.6	10.0	8.1	8.5	10.2	9.3	6.9	11.6	7.1	3.7	-13.2
2023	11.6	10.9	10.5	10.4	9.9	9.6	10.5	10.1	10.4	10.1	10.2	9.8	9.6	9.4	9.2	8.8	9.2	9.8	11.0	9.6	9.0	8.9	8.1	8.2	12.5	10.7	10.0	11.4	10.9	9.3	9.8	11.5	10.9	9.1	13.4	10.3	9.1	2.3	20.5

World Equity Market Capitalization

As of December 31, 2023

How do we measure the world? Thinking only in terms of landmass can distort investment decisions. Directly comparing the markets of nations produces some surprising results. Measures such as population, gross domestic product, or exports do not directly indicate the size or suitability of investments in a market. This cartogram illustrates the balance of equity investment opportunities around the world. The size of each country has been adjusted to reflect its total relative capitalization. Of course, the world is in motion—there is no fixed relationship between markets, and their proportions can change over time. Viewing the world this way brings the scope of diversification into new light and helps clarify allocation decisions.

⬛🟨 DEVELOPED MARKETS 🟦 EMERGING MARKETS ⬜ OTHER

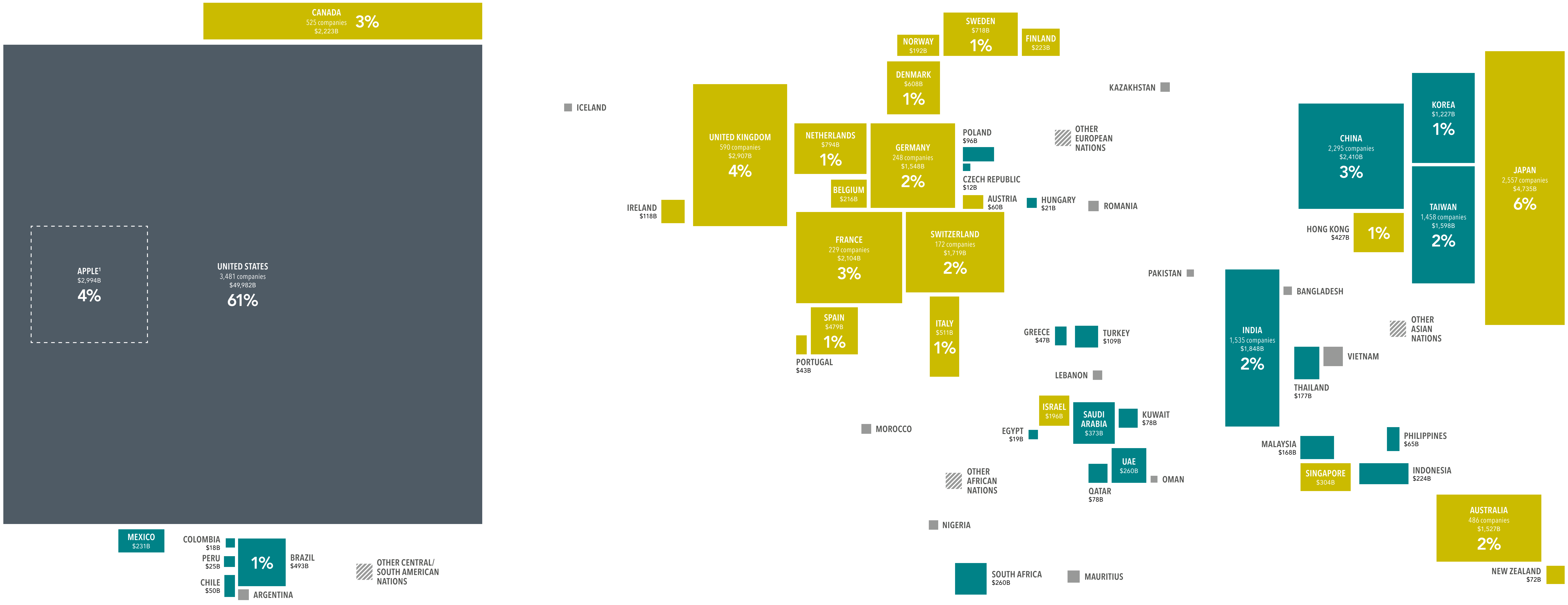
CANADA
525 companies
$2,223B
3%
APPLE[1]
$2,994B
4%
UNITED STATES
3,481 companies
$49,982B
61%
MEXICO
$231B
COLOMBIA
$18B
PERU
$25B
1%
BRAZIL
$493B
CHILE
$50B
ARGENTINA
OTHER CENTRAL/ SOUTH AMERICAN NATIONS
ICELAND
IRELAND
$118B
UNITED KINGDOM
590 companies
$2,907B
4%
NORWAY
$192B
SWEDEN
$718B
1%
FINLAND
$223B
DENMARK
$608B
1%
NETHERLANDS
$794B
1%
BELGIUM
$216B
GERMANY
248 companies
$1,548B
2%
POLAND
$96B
CZECH REPUBLIC
$12B
AUSTRIA
$60B
HUNGARY
$21B
ROMANIA
OTHER EUROPEAN NATIONS
KAZAKHSTAN
FRANCE
229 companies
$2,104B
3%
SWITZERLAND
172 companies
$1,719B
2%
SPAIN
$479B
1%
PORTUGAL
$43B
ITALY
$511B
1%
GREECE
$47B
TURKEY
$109B
LEBANON
ISRAEL
$196B
SAUDI ARABIA
$373B
KUWAIT
$78B
EGYPT
$19B
UAE
$260B
QATAR
$78B
OMAN
MOROCCO
OTHER AFRICAN NATIONS
NIGERIA
SOUTH AFRICA
$260B
MAURITIUS
PAKISTAN
BANGLADESH
INDIA
1,535 companies
$1,848B
2%
THAILAND
$177B
VIETNAM
CHINA
2,295 companies
$2,410B
3%
HONG KONG
$427B
1%
KOREA
$1,227B
1%
TAIWAN
1,458 companies
$1,598B
2%
JAPAN
2,557 companies
$4,735B
6%
OTHER ASIAN NATIONS
MALAYSIA
$168B
SINGAPORE
$304B
PHILIPPINES
$65B
INDONESIA
$224B
AUSTRALIA
486 companies
$1,527B
2%
NEW ZEALAND
$72B

BY ASSET CLASS

United States

- 3,481 companies
- $50 trillion
- 61% of world market cap



Developed ex US

- 6,518 companies
- $22 trillion
- 27% of world market cap



Emerging

- 9,540 companies
- $10 trillion
- 12% of world market cap

Other

- 1,440 companies
- $372 billion
- 0.5% of world market cap

BY COUNTRY

Country	$ Billions	Companies
⬛ United States	49,982	3,481
🟨 Japan	4,735	2,557
🟨 United Kingdom	2,907	590
🟦 China	2,410	2,295
🟨 Canada	2,223	525
🟨 France	2,104	229
🟦 India	1,848	1,535
🟨 Switzerland	1,719	172
🟦 Taiwan	1,598	1,458
🟨 Germany	1,548	248
🟨 Australia	1,527	486
🟦 Korea	1,227	1,770
🟨 Netherlands	794	75
🟨 Sweden	718	311
🟨 Denmark	608	70
🟨 Italy	511	177
🟦 Brazil	493	230
🟨 Spain	479	86
🟨 Hong Kong	427	200
🟦 Saudi Arabia	373	289
🟨 Singapore	304	125
🟦 South Africa	260	103
🟦 UAE	260	72
🟦 Mexico	231	60
🟦 Indonesia	224	227
🟨 Finland	223	88
🟨 Belgium	216	72
🟨 Israel	196	217
🟨 Norway	192	163
🟦 Thailand	177	287
🟦 Malaysia	168	309
🟨 Ireland	118	23
🟦 Turkey	109	391
🟦 Poland	96	107
⬜ Vietnam	81	370
🟦 Kuwait	78	106
🟦 Qatar	78	42
🟨 New Zealand	72	50
🟦 Philippines	65	52
🟨 Austria	60	38
🟦 Chile	50	40
🟦 Greece	47	55
🟨 Portugal	43	16
⬜ Mauritius	32	35
⬜ Argentina	25	55
🟦 Peru	25	10
⬜ Romania	23	48
🟦 Hungary	21	11
⬜ Morocco	20	56
⬜ Nigeria	19	46
⬜ Kazakhstan	19	15
⬜ Lebanon	19	10
🟦 Egypt	19	73
🟦 Colombia	18	13
⬜ Bangladesh	15	121
⬜ Iceland	13	27
🟦 Czech Republic	12	5
⬜ Pakistan	11	109
⬜ Oman	10	48
▨ Slovenia	9	30
▨ Panama	8	12
▨ Croatia	8	44
▨ Jordan	8	38
▨ Bulgaria	7	47
▨ Bahrain	6	29
▨ Jamaica	6	30
▨ Trinidad and Tobago	4	14
▨ Sri Lanka	4	62
▨ Kenya	3	17
▨ Senegal	3	3
▨ Serbia	3	7
▨ Ecuador	3	12
▨ Estonia	2	12
▨ Tunisia	2	28
▨ Botswana	2	17
▨ Luxembourg	1	11
▨ Lithuania	1	16
▨ Côte D'Ivoire	1	20
▨ Burkina Faso	1	3
▨ Ghana	1	9
▨ Namibia	1	8
▨ Ukraine	1	7

---

1. An example large cap stock provided for comparison. Percentage is of world market cap. This information is intended for educational purposes and should not be considered a recommendation to buy or sell a particular security. Named securities may be held in accounts managed by Dimensional.

In USD. Market cap data is free-float adjusted and meets minimum liquidity and listing requirements. Dimensional makes case-by-case determinations about the suitability of investing in each emerging market, making considerations that include local market accessibility, government stability, and property rights before making investments. China A-shares that are available for foreign investors through the Hong Kong Stock Connect program are included in China. 30% foreign ownership limit and 25% inclusion factor are applied to China A-shares. Many nations not displayed. Totals may not equal 100% due to rounding. For educational purposes; should not be used as investment advice. Bloomberg data provided by Bloomberg. **Diversification neither assures a profit nor guarantees against loss in a declining market.**

Global Bond Market

As of December 31, 2023

Viewing the world in terms of bond markets produces a very different perspective on countries and regions, as compared to their landmass, population, gross domestic product, or even stock markets. This cartogram shows the balance of the investment-grade fixed income opportunities around the world, with the size of each country adjusted to reflect the relative size of its fixed income market. It may be surprising that the relative sizes of a country's bond and equity markets are not necessarily the same. Different regulations and preferences regarding capital structures for companies—as well as differing requirements and methods for government funding—lead to different outcomes. These proportions can change over time, but viewing the fixed income world this way highlights opportunities for diversification in fixed income and helps clarify allocation decisions.

■ GOVERNMENT-RELATED ■ TREASURY ■ CORPORATE ■ SECURITIZED

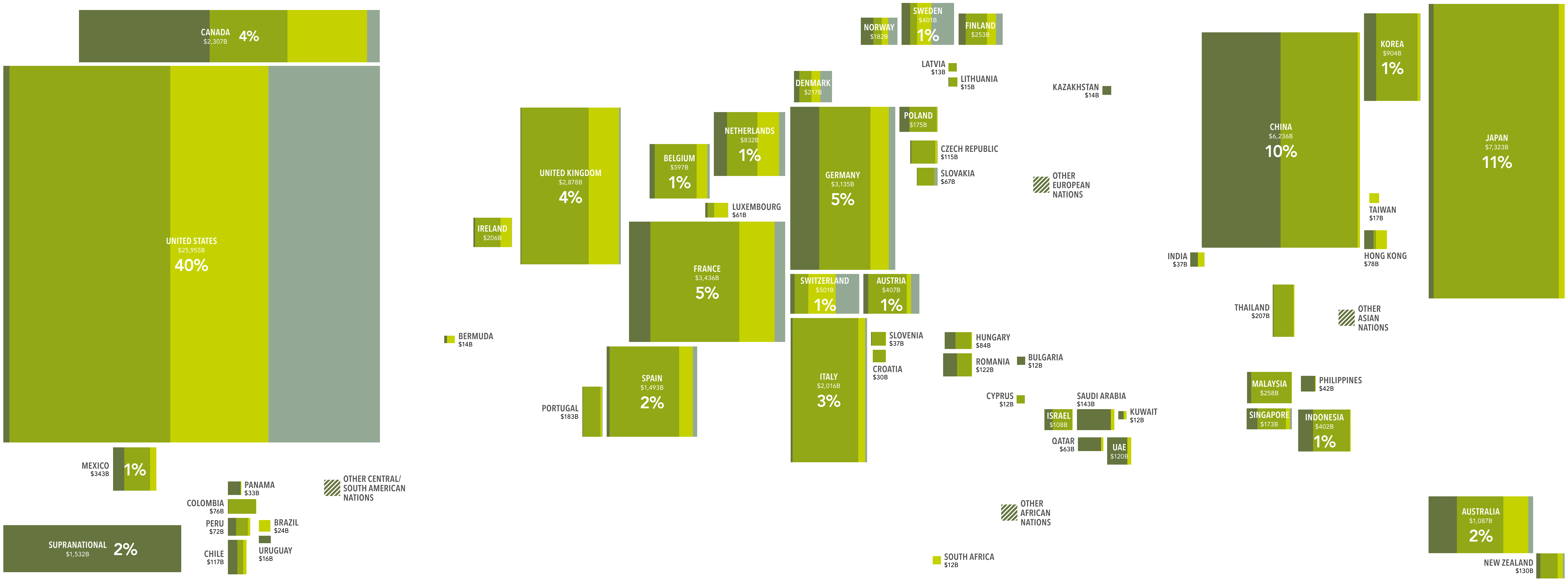
CANADA $2,307B 4%
UNITED STATES $25,955B 40%
MEXICO $343B 1%
SUPRANATIONAL $1,532B 2%
PANAMA $33B
COLOMBIA $76B
PERU $72B
BRAZIL $24B
CHILE $117B
URUGUAY $16B
OTHER CENTRAL/ SOUTH AMERICAN NATIONS
BERMUDA $14B
IRELAND $206B
UNITED KINGDOM $2,878B 4%
BELGIUM $597B 1%
NETHERLANDS $832B 1%
LUXEMBOURG $61B
FRANCE $3,436B 5%
PORTUGAL $183B
SPAIN $1,493B 2%
DENMARK $217B
NORWAY $182B
SWEDEN $401B 1%
FINLAND $253B
LATVIA $13B
LITHUANIA $15B
GERMANY $3,135B 5%
POLAND $175B
CZECH REPUBLIC $115B
SLOVAKIA $67B
SWITZERLAND $501B 1%
AUSTRIA $407B 1%
ITALY $2,016B 3%
SLOVENIA $37B
CROATIA $30B
HUNGARY $84B
ROMANIA $122B
BULGARIA $12B
CYPRUS $12B
KAZAKHSTAN $14B
OTHER EUROPEAN NATIONS
ISRAEL $108B
SAUDI ARABIA $143B
KUWAIT $12B
QATAR $63B
UAE $120B
OTHER AFRICAN NATIONS
SOUTH AFRICA $12B
INDIA $37B
CHINA $6,236B 10%
KOREA $904B 1%
JAPAN $7,323B 11%
TAIWAN $17B
HONG KONG $78B
THAILAND $207B
OTHER ASIAN NATIONS
MALAYSIA $258B
PHILIPPINES $42B
SINGAPORE $173B
INDONESIA $402B 1%
AUSTRALIA $1,087B 2%
NEW ZEALAND $130B

BY ASSET CLASS

United States

- $26 trillion
- 40% of global bond market



Developed ex US

- $29 trillion
- 45% of global bond market



Emerging

- $9 trillion
- 14% of global bond market

Other

- $467 billion
- 0.7% of global bond market

BY COUNTRY

Country	$ Billions
United States	25,955
Japan	7,323
China	6,236
France	3,436
Germany	3,135
United Kingdom	2,878
Canada	2,307
Italy	2,016
Supranational	1,532
Spain	1,493
Australia	1,087

Country	$ Billions
Korea	904
Netherlands	832
Belgium	597
Switzerland	501
Austria	407
Indonesia	402
Sweden	401
Mexico	343
Malaysia	258
Finland	253
Denmark	217

Country	$ Billions
Thailand	207
Ireland	206
Portugal	183
Norway	182
Poland	175
Singapore	173
Saudi Arabia	143
New Zealand	130
Romania	122
UAE	120
Chile	117

Country	$ Billions
Czech Republic	115
Israel	108
Hungary	84
Hong Kong	78
Colombia	76
Peru	72
Slovakia	67
Qatar	63
Luxembourg	61
Philippines	42
India	37

Country	$ Billions
Slovenia	37
Panama	33
Croatia	30
Brazil	24
Taiwan	17
Uruguay	16
Lithuania	15
Kazakhstan	14
Bermuda	14
Latvia	13
Kuwait	12

Country	$ Billions
Bulgaria	12
South Africa	12
Cyprus	12
Macao	7
Estonia	5
Iceland	5
Andorra	1
Malta	1
Liechtenstein	1
Jersey	1
Greece	1

In USD. Data is from Bloomberg Global Aggregate Bond Index. Index excludes noninvestment-grade securities, bonds with less than one year to maturity, tax-exempt municipal securities, linked bonds, and floating rate issues. Treasury sector includes both nominal and inflation-linked native currency debt issued by central governments, which are backed by full faith and credit of a central government. Government-related sector groups are issuers with government affiliations, including agencies, sovereigns, supranationals, and local authorities. Corporate sector categorizes issuers based on primary lines of business, revenue streams, and operations used to service debt, including industrials, financial institutions, and utilities.

Securitized sector is designed to capture fixed income instruments whose payments are backed or directly derived from a pool of assets protected or ring-fenced from the credit of a particular issuer (either by a bankruptcy remote special purpose vehicle or bond covenant). Underlying collateral for securitized bonds can include residential mortgages, commercial mortgages, public-sector loans, auto loans, or credit card payments. Many nations are not displayed. Totals may not equal 100% due to rounding. For educational purposes; should not be used as investment advice. Bloomberg data provided by Bloomberg. **Diversification neither assures a profit nor guarantees against loss in a declining market.**

The Randomness of Global Equity Returns

As of December 31, 2023

These two tables rank historical annual stock market performance for different developed and emerging markets from highest to lowest in each year.

Each color corresponds to a different country, and the patchwork dispersion of colors shows no predictable pattern in either the developed or the emerging markets. Investors who follow a structured, diversified strategy are therefore more likely to capture the returns wherever they happen to occur in any given year.

This diversified strategy also reduces the risk of being too heavily invested in any one country that happens to perform particularly badly in any given year.

Developed Markets Annual Returns (%)

	2004	2005	2006	2007	2008	2009	2010	2011	2012	2013	2014	2015	2016	2017	2018	2019	2020	2021	2022	2023
HIGH	Austria 71.5	Canada 28.3	Spain 49.4	Finland 48.7	Japan −29.2	Norway 87.1	Sweden 33.8	Ireland 13.7	Belgium 39.6	Finland 46.0	USA 12.7	Denmark 23.4	Canada 24.6	Austria 58.3	Finland −3.4	New Zealand 38.2	Denmark 43.7	Austria 41.5	Portugal 0.2	Italy 37.1
	Norway 53.3	Japan 25.5	Portugal 47.4	Hong Kong 41.2	Switzerland −30.5	Australia 76.4	Denmark 30.7	New Zealand 5.5	Denmark 31.3	Ireland 41.2	New Zealand 7.3	Ireland 16.5	New Zealand 18.4	Hong Kong 36.2	New Zealand −4.0	Ireland 37.5	Netherlands 24.1	Netherlands 27.6	Hong Kong −4.7	Spain 31.9
	Belgium 43.5	Austria 24.6	Ireland 46.8	Germany 35.2	USA −37.6	Singapore 74.0	Hong Kong 23.2	USA 1.4	Singapore 31.0	USA 31.8	Denmark 6.2	Belgium 12.1	Norway 13.3	Singapore 35.6	USA −5.0	Switzerland 32.3	Sweden 23.9	USA 26.5	Denmark −4.8	Denmark 31.2
	Ireland 43.1	Denmark 24.5	Singapore 46.7	Norway 31.4	Spain −40.6	Sweden 64.2	Singapore 22.1	UK −2.6	Germany 30.9	Germany 31.4	Hong Kong 5.1	Japan 9.6	Australia 11.4	Denmark 34.7	Hong Kong −7.8	Netherlands 32.1	USA 20.7	Canada 26.0	UK −4.8	USA 26.5
	Sweden 36.3	Norway 24.3	Norway 45.1	Canada 29.6	France −43.3	Hong Kong 60.2	Canada 20.5	Switzerland −6.8	New Zealand 29.3	Spain 31.3	Belgium 4.1	Austria 3.5	Austria 11.3	Netherlands 32.2	Norway −8.6	USA 30.9	Finland 20.4	Norway 22.0	Australia −5.3	Netherlands 25.8
	New Zealand 35.2	Finland 16.7	Sweden 43.4	Singapore 28.4	Canada −45.5	Belgium 57.5	Japan 15.4	Norway −10.0	Hong Kong 28.3	Netherlands 31.3	Singapore 3.0	Italy 2.3	USA 10.9	France 28.7	Switzerland −9.1	Denmark 28.2	New Zealand 19.9	Sweden 21.9	Norway −7.0	Ireland 24.4
	Italy 32.5	Switzerland 16.3	Denmark 38.8	Australia 28.3	Germany −45.9	Canada 56.2	USA 14.8	Belgium −10.6	Austria 25.9	Belgium 27.6	Ireland 2.3	Finland 2.0	France 4.9	Italy 28.4	Singapore −9.4	Canada 27.5	Ireland 15.1	France 19.5	Spain −7.3	Sweden 23.9
	Denmark 30.8	Australia 16.0	Belgium 36.7	Denmark 25.6	Singapore −47.4	New Zealand 50.4	Australia 14.5	Australia −11.0	Australia 22.1	Japan 27.2	Canada 1.5	Netherlands 1.3	Netherlands 4.8	Norway 28.3	Portugal −11.1	Italy 27.3	Japan 14.5	Switzerland 19.3	Singapore −11.0	Germany 23.0
	Australia 30.3	Singapore 14.4	Austria 36.5	Portugal 24.0	Denmark −47.6	Spain 43.5	Switzerland 11.8	Netherlands −12.1	Sweden 22.0	Switzerland 26.6	Switzerland −0.1	Portugal 0.9	Portugal 3.6	Germany 27.7	Australia −12.0	France 25.7	Portugal 14.4	Denmark 19.0	Belgium −12.5	France 21.4
	Spain 28.9	Netherlands 13.9	Germany 36.0	Spain 24.0	Netherlands −48.2	UK 43.3	Norway 10.9	Spain −12.3	France 21.3	France 26.3	Finland −0.7	USA 0.7	Germany 2.8	Spain 27.0	France −12.8	Portugal 23.7	Switzerland 11.6	UK 18.5	Canada −12.9	Japan 20.3
RETURNS	Hong Kong 25.0	Sweden 10.3	France 34.5	Netherlands 20.6	UK −48.3	Austria 43.2	Finland 10.3	Canada −12.7	Netherlands 20.6	Denmark 25.2	Australia −3.4	Switzerland 0.4	Japan 2.4	Japan 24.0	Japan −12.9	Australia 22.9	Germany 11.5	Italy 15.0	France −13.3	Austria 17.2
	Portugal 24.7	Germany 9.9	Italy 32.5	France 13.2	Sweden −49.9	Netherlands 42.3	Austria 9.9	Japan −14.3	Switzerland 20.4	Sweden 24.5	Netherlands −3.5	France −0.1	Hong Kong 2.3	Portugal 23.8	Netherlands −13.1	Sweden 21.2	Australia 8.7	Australia 9.4	New Zealand −13.6	Switzerland 15.7
	Singapore 22.3	France 9.9	Netherlands 31.4	New Zealand 8.9	Italy −50.0	Portugal 40.4	UK 8.8	Sweden −16.0	Norway 18.7	UK 20.7	Japan −4.0	Hong Kong −0.5	Singapore 1.4	Switzerland 22.5	Sweden −13.7	UK 21.0	Hong Kong 5.8	Finland 9.0	Italy −14.4	Canada 15.4
	Canada 22.2	Belgium 9.0	Australia 30.9	UK 8.4	Australia −50.7	Denmark 36.6	Germany 8.4	Denmark −16.0	USA 15.3	Italy 20.4	Spain −4.7	Germany −1.9	Sweden 0.6	Finland 22.5	UK −14.2	Germany 20.8	Canada 5.3	Ireland 8.5	Finland −15.3	Australia 14.8
	UK 19.6	Hong Kong 8.4	UK 30.6	Italy 6.1	Hong Kong −51.2	France 31.8	New Zealand 8.3	Hong Kong −16.0	UK 15.3	Austria 13.4	UK −5.4	Sweden −5.0	UK −0.1	UK 22.3	Denmark −15.4	Belgium 20.3	France 4.1	Singapore 5.7	Japan −16.6	UK 14.1
	France 18.5	UK 7.4	Hong Kong 30.4	USA 5.4	Portugal −52.2	Italy 26.6	Netherlands 1.7	France −16.9	Finland 14.6	New Zealand 11.3	Sweden −7.5	New Zealand −6.3	Spain −1.0	USA 21.2	Spain −16.2	Japan 19.6	Italy 1.8	Germany 5.3	Switzerland −18.3	Portugal 7.5
	Germany 16.2	USA 5.1	Finland 29.9	Switzerland 5.3	New Zealand −53.8	USA 26.3	Belgium −0.4	Singapore −17.9	Italy 12.5	Hong Kong 11.1	Italy −9.5	UK −7.6	Finland −4.7	Sweden 20.6	Canada −17.2	Singapore 15.0	Norway −1.8	Belgium 2.2	USA −19.8	New Zealand 6.1
	Japan 15.9	Spain 4.4	Switzerland 27.4	Austria 2.2	Finland −55.2	Switzerland 25.3	France −4.1	Germany −18.1	Canada 9.1	Portugal 11.0	France −9.9	Australia −10.0	Switzerland −4.9	Australia 19.9	Italy −17.8	Austria 14.5	Austria −3.3	Japan 1.7	Germany −22.3	Belgium 5.9
	Switzerland 15.0	Italy 1.9	Canada 17.8	Sweden 0.6	Norway −64.2	Germany 25.2	Portugal −11.3	Portugal −23.1	Japan 8.2	Norway 9.4	Germany −10.4	Norway −15.0	Ireland −7.1	Belgium 18.6	Germany −22.2	Spain 12.0	Spain −4.8	Spain 1.4	Ireland −26.2	Norway 5.9
	Netherlands 12.2	New Zealand 1.7	New Zealand 16.6	Belgium −2.7	Belgium −66.5	Ireland 12.3	Italy −15.0	Italy −23.2	Ireland 5.7	Canada 5.6	Norway −22.0	Spain −15.6	Belgium −7.6	Ireland 18.1	Ireland −25.3	Norway 10.4	Singapore −7.5	Portugal 0.2	Austria −26.4	Singapore 5.3
	USA 10.1	Portugal −1.9	USA 14.7	Japan −4.2	Austria −68.4	Finland 11.1	Ireland −18.1	Finland −31.9	Portugal 3.5	Australia 4.2	Austria −29.8	Singapore −17.7	Italy −10.5	Canada 16.1	Belgium −26.9	Hong Kong 10.3	Belgium −8.1	Hong Kong −3.9	Netherlands −27.7	Finland −5.6
LOW	Finland 6.1	Ireland −2.3	Japan 6.2	Ireland −20.1	Ireland −71.9	Japan 6.3	Spain −22.0	Austria −36.4	Spain 3.0	Singapore 1.7	Portugal −38.2	Canada −24.2	Denmark −15.8	New Zealand 11.7	Austria −27.4	Finland 9.5	UK −10.5	New Zealand −17.1	Sweden −28.4	Hong Kong −14.8

In USD. MSCI country indices (net dividends) for each country listed. Does not include Israel, which MSCI classified as an emerging market prior to May 2010.

Emerging Markets Annual Returns (%)

	2004	2005	2006	2007	2008	2009	2010	2011	2012	2013	2014	2015	2016	2017	2018	2019	2020	2021	2022	2023
HIGH	Colombia 132.4	Egypt 161.6	China 82.9	Peru 94.4	Colombia −25.1	Brazil 128.1	Thailand 55.7	Indonesia 6.0	Turkey 64.2	Taiwan 9.1	Egypt 29.3	Hungary 36.3	Brazil 66.2	Poland 54.7	Peru 1.6	Egypt 41.8	Korea 44.6	Czech Rep. 55.0	Turkey 90.4	Hungary 50.9
	Egypt 126.2	Colombia 107.2	Indonesia 73.8	Brazil 79.6	Chile −35.8	Indonesia 126.2	Peru 53.3	Malaysia 0.1	Egypt 47.1	Egypt 8.2	Indonesia 26.6	India −6.1	Peru 55.6	China 54.1	Brazil −0.5	Taiwan 36.4	Taiwan 41.0	India 26.2	Chile 19.4	Poland 48.6
	Hungary 91.5	Korea 57.0	Peru 62.1	Turkey 74.1	South Africa −37.9	India 102.8	Chile 44.2	Philippines −0.9	Philippines 46.4	Malaysia 7.7	Philippines 25.6	Korea −6.7	Hungary 35.4	Korea 47.3	Czech Rep. −4.4	Colombia 30.8	China 29.5	Taiwan 26.1	Brazil 14.2	Egypt 41.6
	Czech Rep. 85.6	Brazil 56.4	Philippines 58.2	India 73.1	Peru −40.2	Turkey 97.5	Colombia 43.4	Thailand −2.7	Poland 39.2	Korea 3.9	India 23.9	Philippines −6.8	Thailand 26.6	Chile 42.2	Thailand −5.5	Brazil 26.3	India 15.6	Mexico 22.5	Peru 9.4	Mexico 40.9
	Poland 61.1	Turkey 56.1	India 51.0	China 66.2	Malaysia −41.2	Chile 85.6	Malaysia 37.0	Colombia −5.0	Colombia 35.9	China 3.6	Turkey 18.7	China −7.8	Colombia 26.5	Hungary 39.9	Malaysia −6.0	China 23.5	Malaysia 3.7	Hungary 12.1	Thailand 5.0	Peru 36.6
	Indonesia 50.6	Mexico 49.1	Brazil 45.3	Egypt 58.4	Mexico −42.9	Colombia 84.3	South Africa 34.2	Czech Rep. −6.0	Thailand 34.5	Poland 2.6	Thailand 16.5	Taiwan −11.7	Taiwan 18.5	India 38.8	Hungary −6.1	Hungary 19.4	Mexico −1.9	Poland 8.5	Indonesia 3.6	Czech Rep. 33.2
	Mexico 48.3	Czech Rep. 45.8	Mexico 41.4	Czech Rep. 55.3	Czech Rep. −43.1	Taiwan 79.2	Indonesia 33.9	Korea −12.0	Mexico 29.1	Mexico 0.2	Peru 10.5	Mexico −14.4	South Africa 17.9	Peru 38.4	India −7.3	Korea 12.5	Philippines −3.4	Egypt 7.5	Mexico −2.0	Brazil 32.7
	South Africa 44.9	India 37.6	Poland 40.7	Indonesia 54.2	Taiwan −46.5	Hungary 77.6	Philippines 33.9	Mexico −12.1	India 26.0	Philippines −2.7	Taiwan 9.4	Chile −17.7	Indonesia 17.0	Turkey 38.4	Taiwan −8.9	Mexico 11.4	South Africa −4.0	South Africa 3.6	South Africa −3.9	Taiwan 30.4
	Turkey 41.4	Peru 34.7	Malaysia 37.1	Malaysia 46.1	Thailand −48.5	Thailand 76.6	Mexico 27.6	South Africa −14.4	Hungary 22.8	India −3.8	China 8.0	Czech Rep. −18.4	Chile 15.6	South Africa 36.1	Indonesia −9.2	Turkey 11.1	Czech Rep. −4.0	Indonesia 2.1	Malaysia −5.8	Korea 23.2
RETURNS	Brazil 35.9	South Africa 28.3	Czech Rep. 33.9	Thailand 46.0	China −50.8	Peru 71.9	Korea 26.7	China −18.4	China 22.7	Hungary −5.8	South Africa 5.2	Indonesia −19.5	Korea 8.7	Czech Rep. 35.5	Colombia −11.5	Philippines 10.5	Peru −4.7	Thailand −1.4	Colombia −6.0	India 20.8
	Chile 28.0	Poland 24.2	Hungary 33.7	Philippines 40.4	Egypt −52.4	Korea 71.3	Taiwan 21.8	Chile −20.4	Korea 21.2	South Africa −6.2	Czech Rep. −4.4	Malaysia −20.1	China 0.9	Thailand 34.5	Poland −12.9	South Africa 10.0	Chile −5.6	Philippines −3.9	India −8.0	Colombia 12.4
	Philippines 25.8	Philippines 22.6	Chile 28.7	Korea 31.9	Philippines −52.6	Philippines 65.6	India 20.9	Taiwan −20.9	Peru 20.2	Czech Rep. −10.5	Mexico −9.3	Thailand −23.5	Poland 0.1	Taiwan 27.5	Egypt −14.0	Thailand 9.5	Indonesia −8.1	Malaysia −6.2	Philippines −13.9	Indonesia 7.3
	Korea 22.1	Chile 20.9	South Africa 20.5	Poland 25.2	Poland −54.8	China 62.3	Turkey 20.8	Peru −21.4	South Africa 18.7	Thailand −14.6	Malaysia −10.7	Egypt −23.7	India −1.4	Malaysia 25.1	Mexico −15.5	Indonesia 9.1	Turkey −8.8	Korea −8.4	Czech Rep. −14.4	Chile 3.7
	India 19.1	China 19.8	Taiwan 20.0	Chile 23.0	Korea −55.3	South Africa 57.8	Poland 15.2	Brazil −21.8	Taiwan 16.7	Brazil −16.0	Korea −11.1	Poland −25.4	Malaysia −3.9	Philippines 24.6	Philippines −16.5	India 7.6	Poland −11.4	Colombia −13.8	China −21.9	Philippines 3.5
	Malaysia 15.2	Hungary 17.9	Egypt 17.1	South Africa 18.1	Brazil −56.2	Mexico 56.6	Egypt 12.4	Poland −30.1	Malaysia 14.3	Colombia −21.1	Chile −13.0	South Africa −25.5	Czech Rep. −5.0	Indonesia 24.2	China −18.9	Peru 4.8	Hungary −11.7	Chile −17.3	Egypt −22.6	South Africa 1.5
	Taiwan 9.0	Indonesia 15.1	Colombia 13.6	Hungary 16.8	Indonesia −56.5	Malaysia 52.1	Brazil 6.5	Hungary −33.6	Chile 7.8	Chile −22.0	Brazil −14.0	Peru −31.7	Philippines −6.6	Brazil 24.1	Chile −19.7	Czech Rep. 4.2	Thailand −11.7	Brazil −17.4	Poland −27.2	Malaysia −3.5
	Peru 3.0	Thailand 8.7	Korea 12.6	Colombia 15.0	Hungary −61.5	Poland 41.5	China 4.6	Turkey −35.4	Indonesia 4.6	Indonesia −23.5	Poland −14.2	Turkey −31.9	Turkey −8.5	Colombia 16.3	Korea −20.9	Malaysia −2.0	Colombia −19.0	Peru −19.9	Korea −29.4	Turkey −5.7
	China 1.9	Taiwan 6.4	Thailand 11.1	Mexico 12.2	Turkey −62.3	Egypt 39.7	Czech Rep. −2.5	India −37.2	Czech Rep. 2.5	Turkey −26.8	Colombia −19.8	Brazil −41.4	Mexico −9.2	Mexico 16.0	South Africa −24.8	Poland −5.9	Brazil −19.0	China −21.7	Taiwan −29.8	Thailand −10.5
LOW	Thailand −1.2	Malaysia 2.3	Turkey −7.2	Taiwan 8.4	India −64.6	Czech Rep. 26.5	Hungary −9.6	Egypt −46.9	Brazil 0.0	Peru −29.8	Hungary −27.4	Colombia −41.8	Egypt −11.5	Egypt 5.1	Turkey −41.4	Chile −16.9	Egypt −22.5	Turkey −28.4	Hungary −31.1	China −11.2

In USD. MSCI country indices (net dividends) for each country listed. Does not include Greece, which MSCI classified as a developed market prior to November 2013, or Russia, which MSCI classified as a standalone market as of March 2022. Additional countries excluded due to data availability or due to downgrades by MSCI from emerging to frontier market. MSCI data © MSCI 2024, all rights reserved. **Past performance is no guarantee of future results.** Indices are not available for direct investment; therefore, their performance does not reflect the expenses associated with the management of an actual portfolio. **Diversification neither assures a profit nor guarantees against loss in a declining market.**

Sources and Descriptions of Data

US Equities

CRSP 1–10 INDEX

CRSP Deciles 1–10 Index provided by the Center for Research in Security Prices, University of Chicago.

July 1962–present

CRSP Deciles 1–10 Cap Based (market) Portfolio; all exchanges rebalanced quarterly; CRSP market-index-weighted average of CRSP 1 through CRSP 10.

Prior to July 1962

NYSE; rebalanced semiannually.

S&P 500 INDEX

S&P data © 2024 S&P Dow Jones Indices LLC, a division of S&P Global. All rights reserved.

DIMENSIONAL US ADJUSTED MARKET 2 INDEX

January 1975–present

Compiled by Dimensional from CRSP and Compustat data. Targets all the securities in the eligible market with an emphasis on companies with smaller capitalization, lower relative price, and higher profitability, excluding those with the lowest profitability and highest relative price within the small cap universe. The index also excludes those companies with the highest asset growth within the small cap universe. Profitability is defined as operating income before depreciation and amortization minus interest expense divided by book equity. Asset growth is defined as change in total assets from the prior fiscal year to current fiscal year. The eligible market is composed of securities of US companies traded on the NYSE, NYSE MKT (formerly AMEX), and Nasdaq Global Market. Exclusions: non-US companies, REITs, UITs, and investment companies. The index has been retrospectively calculated by Dimensional and did not exist prior to March 2007. Accordingly, the results shown during the periods prior to March 2007 do not represent actual returns of the index. Other periods selected may have different results, including losses. The calculation methodology for the index was amended in January 2014 to include profitability as a factor in selecting securities for inclusion in the index. The calculation methodology for the index was amended in December 2019 to include asset growth as a factor in selecting securities for inclusion in the index.

Prior to January 1975

Compiled by Dimensional from CRSP and Compustat data. Targets all the securities in the eligible market with an emphasis on companies with smaller capitalization and lower relative price. The eligible market is composed of securities of US companies traded on the NYSE, NYSE MKT (formerly AMEX), and Nasdaq Global Market. Exclusions: non-US companies, REITs, UITs, and investment companies.

DIMENSIONAL US LARGE CAP VALUE INDEX

January 1975–present

Compiled by Dimensional from CRSP and Compustat data. The index composition consists of large cap companies in the eligible market whose relative price is in the bottom 30% of the large cap market after the exclusion of utilities, companies lacking financial data, and companies with negative relative price. The index emphasizes securities with higher profitability, lower relative price, and lower market capitalization. Profitability is defined as operating income before depreciation and amortization minus interest expense divided by book equity. The eligible market is composed of securities of US companies traded on the NYSE, NYSE MKT (formerly AMEX), and Nasdaq Global Market. Exclusions: non-US companies, REITs, UITs, and investment companies. The index has been retrospectively calculated by Dimensional and did not exist prior to March 2007. Accordingly, the results shown during the periods prior to March 2007 do not represent actual returns of the index. Other periods selected may have different results, including losses. The calculation methodology for the index was amended in January 2014 to include profitability as a factor in selecting securities for inclusion in the index.

Prior to January 1975

Compiled by Dimensional from CRSP and Compustat data. The index composition consists of large cap companies in the eligible market whose relative price is in the bottom 25% of the US Large Cap Index after the exclusion of utilities, companies lacking financial data, and companies with negative relative price. The eligible market is composed of securities of US companies traded on the NYSE, NYSE MKT (formerly AMEX), and Nasdaq Global Market. Exclusions: non-US companies, REITs, UITs, and investment companies.

DIMENSIONAL US SMALL CAP INDEX

January 1975–present

Compiled by Dimensional from CRSP and Compustat data. Market-capitalization-weighted index of securities of the smallest US companies whose market capitalization falls in the lowest 8% of the total market capitalization of the eligible market. The eligible market is composed of securities of US companies traded on the NYSE, NYSE MKT (formerly AMEX), and Nasdaq Global Market. Exclusions: non-US companies, REITs, UITs, investment companies, and companies with the lowest profitability and highest relative price within the small cap universe. The index also excludes those companies with the highest asset growth within the small cap universe. Profitability is defined as operating income before depreciation and amortization minus interest expense divided by book equity. Asset growth is defined as change in total assets from the prior fiscal year to current fiscal year. The index has been retrospectively calculated by Dimensional and did not exist prior to March 2007. Accordingly, the results shown during the periods prior to March 2007 do not represent actual returns of the index. Other periods selected may have different results, including losses. The calculation methodology for the index was amended in January 2014 to include profitability as a factor in selecting securities for inclusion in the index. The calculation methodology for the index was amended in December 2019 to include asset growth as a factor in selecting securities for inclusion in the index.

Prior to January 1975

Compiled by Dimensional from CRSP and Compustat data. Market-capitalization-weighted index of securities of the smallest US companies whose market capitalization falls in the lowest 8% of the total market capitalization of the eligible market. The eligible market is composed of securities of US companies traded on the NYSE, NYSE MKT (formerly AMEX), and Nasdaq Global Market. Exclusions: non-US companies, REITs, UITs, and investment companies.

DIMENSIONAL US SMALL CAP VALUE INDEX

January 1975–present

Compiled by Dimensional from CRSP and Compustat data. The index composition is a subset of the US Small Cap Index. The subset is defined as companies whose relative price is in the bottom 35% of the US Small Cap Index after the exclusion of utilities, companies lacking financial data, and companies with negative relative price. The eligible market is composed of securities of US companies traded on the NYSE, NYSE MKT (formerly AMEX), and Nasdaq Global Market. Exclusions: non-US companies, REITs, UITs, investment companies, and companies with the lowest profitability within the small cap value universe. The index also excludes those companies with the highest asset growth within the small cap universe. Profitability is defined as operating income before depreciation and amortization minus interest expense divided by book equity. Asset growth is defined as change in total assets from the prior fiscal year to current fiscal year. The index has been retrospectively calculated by Dimensional and did not exist prior to March 2007. Accordingly, the results shown during the periods prior to March 2007 do not represent actual returns of the index. Other periods selected may have different results, including losses. The calculation methodology for the index was amended in January 2014 to include profitability as a factor in selecting securities for inclusion in the index. The calculation methodology for the index was amended in December 2019 to include asset growth as a factor in selecting securities for inclusion in the index.

Prior to January 1975

Compiled by Dimensional from CRSP and Compustat data. The index composition is a subset of the US Small Cap Index. The subset is defined as companies whose relative price is in the bottom 25% of the US Small Cap Index after the exclusion of utilities, companies lacking financial data, and companies with negative relative price. The eligible market is composed of securities of US companies traded on the NYSE, NYSE MKT (formerly AMEX), and Nasdaq Global Market. Exclusions: non-US companies, REITs, UITs, and investment companies.

DIMENSIONAL US SMALL CAP GROWTH INDEX

Compiled by Dimensional from CRSP and Compustat data. Consists of companies with market capitalizations in the lowest 8% of the total market capitalization of the eligible market whose relative price is in the top 50% of all small cap companies after the exclusion of utilities, companies lacking financial data, and companies with negative relative price. The index excludes companies with the lowest profitability within the small cap growth universe. The index also excludes those companies with the highest asset growth within the small cap universe. Profitability is defined as operating income before depreciation and amortization minus interest expense divided by book equity. Asset growth is defined as change in total assets from the prior fiscal year to current fiscal year. The eligible market is composed of securities of US companies traded on the NYSE, NYSE MKT (formerly AMEX), and Nasdaq Global Market. Exclusions: non-US companies, REITs, UITs, and investment companies. The index has been retrospectively calculated by Dimensional and did not exist prior to December 2012. Accordingly, the results shown during the periods prior to December 2012 do not represent actual returns of the index. Other periods selected may have different results, including losses. The calculation methodology for the index was amended in December 2019 to include asset growth as a factor in selecting securities for inclusion in the index.

NASDAQ COMPOSITE INDEX

© 2024 Nasdaq Inc. All rights reserved. Returns are calculated from the price return index values and do not include reinvestment of cash distributions.

Non-US Equities

MSCI ALL COUNTRY WORLD INDEX

MSCI All Country World Index (gross dividends) © MSCI 2024, all rights reserved.

MSCI WORLD EX USA INDEX

MSCI World ex USA Index (gross dividends) © MSCI 2024, all rights reserved.

DIMENSIONAL INTERNATIONAL ADJUSTED MARKET INDEX

Compiled by Dimensional from Bloomberg securities data. Targets all the securities in the eligible markets with an emphasis on companies with smaller capitalization, lower relative price, and higher profitability, excluding those with the lowest profitability and highest relative price within their country's small cap universe. The index also excludes those companies with the highest asset growth within their country's small cap universe. Profitability is defined as operating income before depreciation and amortization minus interest expense divided by book equity. Asset growth is defined as change in total assets from the prior fiscal year to current fiscal year. The index monthly returns are computed as the simple average of the monthly returns of four subindices, each one reconstituted once a year at the end of each quarter of the year. Maximum index weight of any one company is capped at 5%. Countries currently included are Australia, Austria, Belgium, Canada, Denmark, Finland, France, Germany, Hong Kong, Ireland, Israel, Italy, Japan, the Netherlands, New Zealand, Norway, Portugal, Singapore, Spain, Sweden, Switzerland, and the UK. Exclusions: REITs and investment companies. The index has been retrospectively calculated by Dimensional and did not exist prior to April 2008. Accordingly, the results shown during the periods prior to April 2008 do not represent actual returns of the index. The calculation methodology for the index was amended in January 2014 to include profitability as a factor in selecting securities for inclusion in the index. The calculation methodology for the index was amended in November 2019 to include asset growth as a factor in selecting securities for inclusion in the index.

DIMENSIONAL INTERNATIONAL LARGE VALUE INDEX

Compiled by Dimensional from Bloomberg securities data. Consists of large cap companies in eligible markets whose relative price is in the bottom 30% of their country's large companies, after the exclusion of utilities, and companies with either negative or missing relative price data. The index emphasizes companies with smaller capitalization, lower relative price, and higher profitability. The index also excludes those companies with the lowest profitability within their country's large value universe. Profitability is defined as operating income before depreciation and amortization minus interest expense divided by book equity. The index monthly returns are computed as the simple average of the monthly returns of four subindices, each one reconstituted once a year at the end of each quarter of the year. Maximum index weight of any one company is capped at 5%. Countries currently included are Australia, Austria, Belgium, Canada, Denmark, Finland, France, Germany, Hong Kong, Ireland, Israel, Italy, Japan, the Netherlands, New Zealand, Norway, Portugal, Singapore, Spain, Sweden, Switzerland, and the UK. Exclusions: REITs and investment companies. The index has been retrospectively calculated by Dimensional and did not exist prior to April 2008. Accordingly, the results shown during the periods prior to April 2008 do not represent actual returns of the index. The calculation methodology for the index was amended in January 2014 to include profitability as a factor in selecting securities for inclusion in the index.

DIMENSIONAL INTERNATIONAL SMALL CAP INDEX

January 1990–present

Compiled by Dimensional from Bloomberg securities data. Market-capitalization-weighted index of small company securities in the eligible markets, excluding those with the lowest profitability and highest relative price within their country's small cap universe. The index also excludes those companies with the highest asset growth within their country's small cap universe. Profitability is defined as operating income before depreciation and amortization minus interest expense divided by book equity. Asset growth is defined as change in total assets from the prior fiscal year to current fiscal year. The index monthly returns are computed as the simple average of the monthly returns of four subindices, each one reconstituted once a year at the end of each quarter of the year. Maximum index weight of any one company is capped at 5%. Countries currently included are Australia, Austria, Belgium, Canada, Denmark, Finland, France, Germany, Hong Kong, Ireland, Israel, Italy, Japan, the Netherlands, New Zealand, Norway, Portugal, Singapore, Spain, Sweden, Switzerland, and the UK. Exclusions: REITs and investment companies. The index has been retrospectively calculated by Dimensional and did not exist prior to April 2008. Accordingly, the results shown during the periods prior to April 2008 do not represent actual returns of the index. The calculation methodology for the index was amended in January 2014 to include profitability as a factor in selecting securities for inclusion in the index. The calculation methodology for the index was amended in November 2019 to include asset growth as a factor in selecting securities for inclusion in the index.

July 1981–December 1989

Created by Dimensional. Includes securities of MSCI EAFE countries in the bottom 10% of market capitalization, excluding the bottom 1%. All securities are market capitalization weighted. Each country is capped at 50%; rebalanced semiannually.

Prior to July 1981

50% Hoare Govett Small Companies Index, 50% Nomura Small Companies Index.

DIMENSIONAL INTERNATIONAL SMALL CAP VALUE INDEX

January 1990–present

Compiled by Dimensional from Bloomberg securities data. Consists of small cap companies in eligible markets whose relative price is in the bottom 35% of their country's respective constituents, after the exclusion of utilities and companies with either negative or missing relative price data. The index excludes securities with the lowest profitability within their country's small cap universe. The index also excludes those companies with the highest asset growth within their country's small cap universe. Profitability is defined as operating income before depreciation and amortization minus interest expense divided by book equity. Asset growth is defined as change in total assets from the prior fiscal year to current fiscal year. The index monthly returns are computed as the simple average of the monthly returns of four subindices, each one reconstituted once a year at the end of each quarter of the year. Maximum index weight of any one company is capped at 5%. Countries currently included are Australia, Austria, Belgium, Canada, Denmark, Finland, France, Germany, Hong Kong, Ireland, Israel, Italy, Japan, the Netherlands, New Zealand, Norway, Portugal, Singapore, Spain, Sweden, Switzerland, and the UK. Exclusions: REITs and investment companies. The index has been retrospectively calculated by Dimensional and did not exist prior to April 2008. Accordingly, the results shown during the periods prior to April 2008 do not represent actual returns of the index. The calculation methodology for the index was amended in January 2014 to include profitability as a factor in selecting securities for inclusion in the index. The calculation methodology for the index was amended in November 2019 to include asset growth as a factor in selecting securities for inclusion in the index.

Prior to January 1990

Created by Dimensional. Includes securities of MSCI EAFE countries, in the top 30% of book to market by market capitalization conditional on the securities being in the bottom 10% of market capitalization, excluding the bottom 1%. All securities are market capitalization weighted. Each country is capped at 50%; rebalanced semiannually.

DIMENSIONAL INTERNATIONAL SMALL CAP GROWTH INDEX

Compiled by Dimensional from Bloomberg securities data. Consists of small cap companies in eligible markets whose relative price is in the top 50% of their country's respective constituents, after the exclusion of utilities and companies with either negative or missing relative price data. The index excludes those companies with the lowest profitability and highest relative price within their country's small growth universe. The index also excludes those companies with the highest asset growth within their country's small cap universe. Profitability is defined as operating income before depreciation and amortization minus interest expense divided by book equity. Asset growth is defined as change in total assets from the prior fiscal year to current fiscal year. The index monthly returns are computed as the simple average of the monthly returns of four subindices, each one reconstituted once a year at the end of each quarter of the year. Maximum index weight of any one company is capped at 5%. Countries currently included are Australia, Austria, Belgium, Canada, Denmark, Finland, France, Germany, Hong Kong, Ireland, Israel, Italy, Japan, the Netherlands, New Zealand, Norway, Portugal, Singapore, Spain, Sweden, Switzerland, and the UK. Exclusions: REITs and investment companies. The index has been retrospectively calculated by Dimensional and did not exist prior to April 2008. Accordingly, the results shown during the periods prior to April 2008 do not represent actual returns of the index. The calculation methodology for the index was amended in January 2014 to include profitability as a factor in selecting securities for inclusion in the index. The calculation methodology for the index was amended in November 2019 to include asset growth as a factor in selecting securities for inclusion in the index.

MSCI EMERGING MARKETS INDEX

MSCI Emerging Markets Index (gross dividends) © MSCI 2024, all rights reserved.

DIMENSIONAL EMERGING MARKETS ADJUSTED MARKET INDEX

Compiled by Dimensional from Bloomberg securities data. Targets large cap securities in the eligible markets with an emphasis on companies with smaller capitalization, lower relative price, and higher profitability. Profitability is defined as operating income before depreciation and amortization minus interest expense divided by book equity. The index monthly returns are computed as the simple average of the monthly returns of four subindices, each one reconstituted once a year at the end of each quarter of the year. Maximum index weight of any one company is capped at 5%. Countries currently included are Brazil, Chile, China, Colombia, the Czech Republic, Hungary, India, Indonesia, Korea, Malaysia, Mexico, Peru, the Philippines, Poland, South Africa, Taiwan, Thailand, and Turkey. Exclusions: REITs and investment companies. The index has been retrospectively calculated by Dimensional and did not exist prior to April 2008. Accordingly, the results shown during the periods prior to April 2008 do not represent actual returns of the index. The calculation methodology for the index was amended in January 2014 to include profitability as a factor in selecting securities for inclusion in the index. The calculation methodology for the index was amended in November 2019 to include asset growth as a factor in selecting securities for inclusion in the index.

DIMENSIONAL EMERGING MARKETS VALUE INDEX

Compiled by Dimensional from Bloomberg securities data. Consists of companies whose relative price is in the bottom 33% of their country's respective constituents, after the exclusion of utilities and companies with either negative or missing relative price data. The index emphasizes companies with smaller capitalization, lower relative price, and higher profitability, excluding those with the lowest profitability within their country's small cap universe. The index also excludes those companies with the highest asset growth within their country's small cap universe. Profitability is defined as operating income before depreciation and amortization minus interest expense divided by book equity. Asset growth is defined as change in total assets from the prior fiscal year to current fiscal year. The index monthly returns are computed as the simple average of the monthly returns of four subindices, each one reconstituted once a year at the end of each quarter of the year. Maximum index weight of any one company is capped at 5%. Countries currently included are Brazil, Chile, China, Colombia, the Czech Republic, Hungary, India, Indonesia, Korea, Malaysia, Mexico, Peru, the Philippines, Poland, South Africa, Taiwan, Thailand, and Turkey. Exclusions: REITs and investment companies. The index has been retrospectively calculated by Dimensional and did not exist prior to April 2008. Accordingly, the results shown during the periods prior to April 2008 do not represent actual returns of the index. The calculation methodology for the index was amended in January 2014 to include profitability as a factor in selecting securities for inclusion in the index. The calculation methodology for the index was amended in November 2019 to include asset growth as a factor in selecting securities for inclusion in the index.

DIMENSIONAL EMERGING MARKETS SMALL INDEX

January 1990–present

Compiled by Dimensional from Bloomberg securities data. Market-capitalization-weighted index of small company securities in the eligible markets, excluding those with the lowest profitability and highest relative price within their country's small cap universe. The index also excludes those companies with the highest asset growth within their country's small cap universe. Profitability is defined as operating income before depreciation and amortization minus interest expense divided by book equity. Asset growth is defined as change in total assets from the prior fiscal year to current fiscal year. The index monthly returns are computed as the simple average of the monthly returns of four subindices, each one reconstituted once a year at the end of each quarter of the year. Maximum index weight of any one company is capped at 5%. Countries currently included are Brazil, Chile, China, Colombia, the Czech Republic, Hungary, India, Indonesia, Korea, Malaysia, Mexico, Peru, the Philippines, Poland, South Africa, Taiwan, Thailand, and Turkey. Exclusions: REITs and investment companies. The index has been retrospectively calculated by Dimensional and did not exist prior to April 2008. Accordingly, the results shown during the periods prior to April 2008 do not represent actual returns of the index. The calculation methodology for the index was amended in January 2014 to include profitability as a factor in selecting securities for inclusion in the index. The calculation methodology for the index was amended in November 2019 to include asset growth as a factor in selecting securities for inclusion in the index.

Prior to January 1990

Fama/French Emerging Markets Small Cap Index.

Fixed Income

DOW JONES US SELECT REIT INDEX

Dow Jones data © 2024 S&P Dow Jones Indices LLC, a division of S&P Global. All rights reserved.

S&P GLOBAL REIT INDEX

Shown in gross dividends. S&P data © 2024 S&P Dow Jones Indices LLC, a division of S&P Global. All rights reserved.

ONE-MONTH US TREASURY BILLS

© 2024 and earlier, Morningstar. All rights reserved. Underlying data provided by Ibbotson Associates via Morningstar Direct.

LONG-TERM GOVERNMENT BONDS

© 2024 and earlier, Morningstar. All rights reserved. Underlying data provided by Ibbotson Associates via Morningstar Direct. Includes US government bonds with an average maturity of 20 years.

BLOOMBERG US AGGREGATE BOND INDEX

Bloomberg data provided by Bloomberg.

BLOOMBERG US GOVERNMENT/CREDIT BOND INDEX INTERMEDIATE

Bloomberg data provided by Bloomberg.

DIMENSIONAL US ADJUSTED INVESTMENT GRADE INDEX

Compiled by Dimensional using data provided by Bloomberg. Includes securities in Bloomberg US 3–10 Year Government, Credit Aaa, Aa, A, Baa indices, and Bloomberg US 1–3 Year Government, Credit Aaa, Aa, A, Baa indices. Securities can be over- or underweighted based on government/credit spreads. When the difference in yields between credit and government bonds is narrow, government bonds may be held above 50%. When the difference in yields between credit and government bonds is wide, government bonds may be held below 50%. Securities can be over- or underweighted with respect to their market cap weight based on credit spreads. When the difference in yields between AAA+AA and A+BBB is narrow, AAA+AA bonds may be held above market cap weight. When the difference in yields between AAA+AA and A+BBB is wide, AAA+AA bonds may be held below market cap weight. When the difference in yields between AAA+AA and BBB is narrow, BBB bonds may be held below market cap weight. When the difference in yields between AAA+AA and BBB is wide, BBB bonds may be held above market cap weight. The duration of the index is based on the term spread between 5–10 year government/credit bonds and 1–3 year government/credit bonds. When the term spread is wide, the duration of the index can be longer than the duration of the Bloomberg US Aggregate Bond Index. When the term spread is narrow, the duration of the index can be shorter than the duration of the Bloomberg US Aggregate Bond Index. The duration of the government component is based on the term spread between 5–10 year government bonds and 1–3 year government bonds. When the term spread is wide, the duration of the index can be longer than the duration of Bloomberg US Government Bond Index. When the term spread is narrow, the duration of the index can be shorter than the duration of the Bloomberg US Government Bond Index. Rebalanced monthly. The index has been retrospectively calculated by Dimensional and did not exist prior to November 2016. Accordingly, results shown during the periods prior to November 2016 do not represent actual returns of the index. Other periods selected may have different results, including losses.

BLOOMBERG GLOBAL AGGREGATE EX USD BOND INDEX (HEDGED TO USD)

Bloomberg data provided by Bloomberg.

BLOOMBERG GLOBAL AGGREGATE BOND INDEX (HEDGED TO USD)

Bloomberg data provided by Bloomberg.

BLOOMBERG GLOBAL AGGREGATE CREDIT BOND INDEX (HEDGED TO USD)

Bloomberg data provided by Bloomberg.

DIMENSIONAL TARGETED CREDIT INDEX (HEDGED TO USD)

Compiled by Dimensional using data provided by Bloomberg. Based on securities in the universe of Bloomberg Global Aggregate Bond Index and Global High Yield Index. Includes global investment grade corporate bonds and global BB corporates only. Eligible currencies: AUD, CAD, CHF, EUR, GBP, JPY, and USD. Within the universe, the index identifies the yield curves that offer higher expected returns, and the duration ranges on those yield curves offering higher expected returns, and assesses the increased expected returns associated with allocation to bonds with different credit qualities. It then overweights (with respect to their market cap weight) bonds of yield curves, duration ranges, and credit qualities that offer higher expected returns. It also employs credit quality, currency, and duration requirements relative to the eligible market. Rebalanced monthly. The index has been retrospectively calculated by Dimensional and did not exist prior to January 2020. Accordingly, results shown during the periods prior to January 2020 do not represent actual returns of the index. Other periods selected may have different results, including losses.

DIMENSIONAL SHORT-TERM EXTENDED QUALITY INDEX

Compiled by Dimensional using data provided by Bloomberg. Includes securities in Bloomberg US 3–5 Year Government, Credit Aaa, Aa, A, Baa indices, and Bloomberg US 1–3 Year Government, Credit Aaa, Aa, A, Baa indices. Securities can be over- or underweighted based on government/credit spreads. When the difference in yields between credit and government bonds is narrow, government bonds may be overweighted. When the difference in yields between credit and government bonds is wide, government bonds may be underweighted. Securities can be over- or underweighted with respect to their market cap weight based on credit spreads. When the difference in yields between AAA+AA and A+BBB is narrow, AAA+AA bonds may be held above market cap weight. When the difference in yields between AAA+AA and A+BBB is wide, AAA+AA bonds may be held below market cap weight. When the difference in yields between AAA+AA and BBB is narrow, BBB bonds may be held below market cap weight. When the difference in yields between AAA+AA and BBB is wide, BBB bonds may be held above market cap weight. The duration of the index is based on the term spread between the 3–5 year government/credit bonds and 1–3 year government/credit bonds. When the term spread is wide, the duration of the index can be longer than the duration of the Bloomberg US Credit 1–5 Year Index. When the term spread is narrow, the duration of the index can be shorter than the duration of the Bloomberg US Credit 1–5 Year Index. The duration of the government component is based on the term spread between 3–5 year government bonds and 1–3 year government bonds. When the term spread is wide, the duration of the index can be longer than the duration of the Bloomberg US Government 1–5 Year Index. When the term spread is narrow, the duration of the index can be shorter than the duration of the Bloomberg US Government 1–5 Year Index. Rebalanced monthly. The index has been retrospectively calculated by Dimensional and did not exist prior to January 2020. Accordingly, results shown during the periods prior to January 2020 do not represent actual returns of the index. Other periods selected may have different results, including losses.

DIMENSIONAL GLOBAL ADJUSTED FIXED INCOME MARKET INDEX (HEDGED TO USD)

Compiled by Dimensional using data provided by Bloomberg. Based on securities in the universe of the Bloomberg Global Aggregate Bond Index and Global High Yield Index. Includes global government bonds, global investment grade corporate bonds, and global BB corporates. Eligible currencies: AUD, CAD, CHF, EUR, GBP, JPY, and USD. Within the universe, the index identifies the yield curves that offer higher expected returns and the duration ranges on those yield curves offering higher expected returns, and assesses the increased expected returns associated with allocation to bonds with different credit qualities. It then overweights (with respect to their market cap weight) bonds of yield curves, duration ranges, and credit qualities that offer higher expected returns. It also employs credit quality, currency, and duration requirements relative to the eligible market. Rebalanced monthly. The index has been retrospectively calculated by Dimensional and did not exist prior to November 2017. Accordingly, results shown during the periods prior to November 2017 do not represent actual returns of the index. Other periods selected may have different results, including losses.

BLOOMBERG US MORTGAGE BACKED SECURITIES INDEX

Bloomberg data provided by Bloomberg.

BLOOMBERG COMMODITY TOTAL RETURN INDEX

Bloomberg data provided by Bloomberg.

BLOOMBERG US TIPS INDEX

Bloomberg data provided by Bloomberg.

Inflation

INFLATION: US CONSUMER PRICE INDEX

© 2024 and earlier, Morningstar. All rights reserved. Underlying data provided by Ibbotson Associates via Morningstar Direct.

Index Allocations

BLOOMBERG US GOVERNMENT/CREDIT BOND INDEX 1–5 YEARS

Bloomberg data provided by Bloomberg.

BLOOMBERG US TREASURY BOND INDEX

Bloomberg data provided by Bloomberg.

ICE BOFA US 3-MONTH TREASURY BILL INDEX

ICE BofA index data © 2024 ICE Data Indices, LLC.

BLOOMBERG US MORTGAGE BACKED SECURITIES INDEX

Bloomberg data provided by Bloomberg.

DIMENSIONAL US CORE EQUITY MARKET INDEX

Compiled by Dimensional from CRSP and Compustat data. Targets all securities of US companies traded on the NYSE, NYSE MKT (formerly AMEX), and Nasdaq Global Market with an emphasis on companies with smaller capitalization, lower relative price, and higher profitability, excluding those with the lowest profitability and highest relative price within the small cap universe. The index also excludes those companies with the highest asset growth within the small cap universe. Profitability is defined as operating income before depreciation and amortization minus interest expense divided by book equity. Asset growth is defined as change in total assets from the prior fiscal year to current fiscal year. Exclusions: non-US companies, REITs, UITs, and investment companies. The index has been retroactively calculated by Dimensional and did not exist prior to August 2020.

DIMENSIONAL INTERNATIONAL CORE EQUITY MARKET INDEX

Compiled by Dimensional using data provided by Bloomberg. Targets all the securities in the eligible markets with an emphasis on companies with smaller capitalization, lower relative price, and higher profitability, excluding those with the lowest profitability and highest relative price within their country's small cap universe. The index also excludes those companies with the highest asset growth within their country's small cap universe. Profitability is defined as operating income before depreciation and amortization minus interest expense divided by book equity. Asset growth is defined as change in total assets from the prior fiscal year to current fiscal year. Countries currently included are Australia, Austria, Belgium, Canada, Denmark, Finland, France, Germany, Hong Kong, Ireland, Israel, Italy, Japan, the Netherlands, New Zealand, Norway, Portugal, Singapore, Spain, Sweden, Switzerland, and the UK. Exclusions: REITs and investment companies. The index has been retrospectively calculated by Dimensional and did not exist prior to August 2020.

DIMENSIONAL EMERGING MARKETS CORE EQUITY MARKET INDEX

Compiled by Dimensional from Bloomberg securities data. Targets all the securities in the eligible markets with an emphasis on companies with smaller capitalization, lower relative price, and higher profitability, excluding those with the lowest profitability and highest relative price within their country's small cap universe. The index also excludes those companies with the highest asset growth within their country's small cap universe. Profitability is defined as operating income before depreciation and amortization minus interest expense divided by book equity. Asset growth is defined as change in total assets from the prior fiscal year to current fiscal year. Countries currently included are Brazil, Chile, China, Colombia, the Czech Republic, Greece, Hungary, India, Indonesia, Korea, Malaysia, Mexico, Peru, the Philippines, Poland, Qatar, South Africa, Saudi Arabia, Taiwan, Thailand, Turkey, and the UAE. Exclusions: REITs and investment companies. The index has been retrospectively calculated by Dimensional and did not exist prior to August 2020.

DIMENSIONAL US ADJUSTED MARKET 1 INDEX

January 1975–present

Compiled by Dimensional from CRSP and Compustat data. Targets all the securities in the eligible market with an emphasis on companies with smaller capitalization, lower relative price, and higher profitability, excluding those with the lowest profitability and highest relative price within the small cap universe. The index also excludes those companies with the highest asset growth within the small cap universe. Profitability is defined as operating income before depreciation and amortization minus interest expense divided by book equity. Asset growth is defined as change in total assets from the prior fiscal year to current fiscal year. The eligible market is composed of securities of US companies traded on the NYSE, NYSE MKT (formerly AMEX), and Nasdaq Global Market. Exclusions: non-US companies, REITs, UITs, and investment companies. The index has been retrospectively calculated by Dimensional and did not exist prior to March 2007. Accordingly, the results shown during the periods prior to March 2007 do not represent actual returns of the index. Other periods selected may have different results, including losses. The calculation methodology for the index was amended in January 2014 to include profitability as a factor in selecting securities for inclusion in the index. The calculation methodology for the index was amended in December 2019 to include asset growth as a factor in selecting securities for inclusion in the index.

Prior to January 1975

Compiled by Dimensional from CRSP and Compustat data. Targets all the securities in the eligible market with an emphasis on companies with smaller capitalization and lower relative price. The eligible market is composed of securities of US companies traded on the NYSE, NYSE MKT (formerly AMEX), and Nasdaq Global Market. Exclusions: non-US companies, REITs, UITs, and investment companies.

DIMENSIONAL US LARGE CAP HIGH PROFITABILITY INDEX

Compiled by Dimensional from CRSP and Compustat data. Consists of companies with market capitalizations above the 1,000th largest company whose profitability is in the top 35% of all large cap companies after the exclusion of utilities, companies lacking financial data, and companies with negative relative price. The index emphasizes companies with lower relative price, higher profitability, and lower market capitalization. Profitability is defined as operating income before depreciation and amortization minus interest expense divided by book equity. The eligible market is composed of securities of US companies traded on the NYSE, NYSE MKT (formerly AMEX), and Nasdaq Global Market. Exclusions: non-US companies, REITs, UITs, and investment companies. The index has been retroactively calculated by Dimensional and did not exist prior to December 2016. Accordingly, the results shown during the periods prior to December 2016 do not represent actual returns of the index. Other periods selected may have different results, including losses.

DIMENSIONAL INTERNATIONAL LARGE CAP HIGH PROFITABILITY INDEX

Compiled by Dimensional from Bloomberg securities data. Consists of large cap companies with high relative price in eligible markets whose profitability is in the top 35% of their country's large cap universe, after the exclusion of utilities and companies with either negative or missing relative price data. The index emphasizes companies with lower relative price, higher profitability, and lower market capitalization. Profitability is defined as operating income before depreciation and amortization minus interest expense divided by book equity. The index monthly returns are computed as the simple average of the monthly returns of four subindices, each one reconstituted once a year at the end of each quarter of the year. Maximum index weight of any one company is capped at 5%. Countries currently included are Australia, Austria, Belgium, Canada, Denmark, Finland, France, Germany, Hong Kong, Ireland, Israel, Italy, Japan, the Netherlands, New Zealand, Norway, Portugal, Singapore, Spain, Sweden, Switzerland, and the UK. Exclusions: REITs and investment companies. The index has been retrospectively calculated by Dimensional and did not exist prior to December 2016. Accordingly, the results shown during the periods prior to December 2016 do not represent actual returns of the index.

DIMENSIONAL EMERGING MARKETS LARGE CAP HIGH PROFITABILITY INDEX

Compiled by Dimensional from Bloomberg securities data. Consists of large cap companies whose profitability is in the top 35% of their country's large cap universe, after the exclusion of utilities and companies with either negative or missing relative price data. The index emphasizes companies with lower relative price, higher profitability, and lower market capitalization. Profitability is defined as operating income before depreciation and amortization minus interest expense divided by book equity. The index monthly returns are computed as the simple average of the monthly returns of four sub-indices, each one reconstituted once a year at the end of each quarter of the year. Maximum index weight of any one company is capped at 5%. Countries currently included are Brazil, Chile, China, Colombia, Czech Republic, Greece, Hungary, India, Indonesia, Korea, Malaysia, Mexico, Peru, Philippines, Poland, Qatar, Saudi Arabia, South Africa, Taiwan, Thailand, Turkey, and the United Arab Emirates. Exclusions: REITs and investment companies. Index returns are gross of withholding taxes.

DIMENSIONAL US ULTRA-SHORT FIXED INCOME INDEX

February 1999–present

Compiled by Dimensional using data provided by Bloomberg. Based on securities in the universe of Bloomberg Global Aggregate Bond Index, includes government and corporate AAA-BBB USD bonds, with maturity 1–2 years. The Dimensional US Ultra-Short Fixed Income Index is 50% ICE BofA US 3-Month Treasury Bill Index and 50% Dimensional US 1–2 Year Government/Corporate AAA-BBB bonds. Relative to the US 1–2 Year Government/Corporate bond market weights, the index can overweight corporate bonds with respect to the government bonds when the credit spreads between corporate and government bonds are wide. Within the corporate bonds, it can also overweight corporate BBB bonds with respect their market weights, when the expected returns of BBB corporate bonds are higher than those of other corporate bonds. Rebalanced monthly. The index has been retrospectively calculated by Dimensional and did not exist prior to October 2023. Accordingly, results shown during the periods prior to October 2023 do not represent actual returns of the index. Other periods selected may have different results, including losses.

Prior to January 1999

ICE BofA US 3-Month Treasury Bill Index.

DIMENSIONAL US CORE FIXED INCOME INDEX

Compiled by Dimensional using data provided by Bloomberg. Includes securities in Bloomberg US 5–10Y Government, Credit Aaa, Aa, A, Baa indices; Bloomberg US 1–5Y Government, Credit Aaa, Aa, A, Baa indices; and Bloomberg Remix Portfolio (TBA Proxy) Index. Securities can be over or underweighted based on government/ credit spreads. When the difference in yields between credit and government bonds is narrow, government bonds may be held above 50%. When the difference in yields between credit and government bonds is wide, government bonds may be held below 50%. Securities can be over or underweighted with respect to their market cap weight based on credit spreads. When the difference in yields between AAA+AA and A+BBB is narrow, AAA+AA bonds may be held above market cap weight. When the difference in yields between AAA+AA and A+BBB is wide, AAA+AA bonds may be held below market cap weight. When the difference in yields between AAA+AA and BBB is wide, BBB bonds may be held above market cap weight. The duration of the index is based on the duration of its government/ credit component and the duration of Bloomberg Remix Portfolio (TBA Proxy) Index. The duration of the government/credit component of the index is based on the term spread between 5–10 year government/credit bonds and 1–5 year government/credit bonds. When the term spread is wide, the duration of the government/credit component can be slightly shorter than the duration of the Bloomberg US Aggregate Index. When the term spread is narrow, the duration of the government/credit component can be moderately shorter than the duration of the Bloomberg US Aggregate Index. The duration of the government component is based on the term spread between 5–10 year government bonds and 1–5 year government bonds. When the term spread is wide, the duration of the government component can be slightly shorter than the duration of Bloomberg US Government Index. When the term spread is narrow, the duration of the index can be moderately shorter than the duration of Bloomberg US Government Index. The index's backtested performance is based on the performance of the government/ credit component, the Bloomberg Remix Portfolio (TBA Proxy) Index, and the ICE 1M USD LIBOR Index. Rebalanced monthly. The index has been retrospectively calculated by Dimensional and did not exist prior to December 2021. Accordingly, results shown during the periods prior to December 2021 do not represent actual returns of the index. Other periods selected may have different results, including losses. Data includes composite data from multiple sources or custom blends.

DIMENSIONAL GLOBAL EX US CORE INDEX (HEDGED TO USD)

Compiled by Dimensional using data provided by Bloomberg. Based on securities in the universe of Bloomberg Global Aggregate Bond Index; includes global government bonds and global investment grade corporate bonds. Eligible currencies: AUD, CAD, CHF, EUR, GBP, and JPY. Within the universe, the index identifies the yield curves that offer higher expected returns, the duration ranges on those yield curves offering higher expected returns, and assesses the increased expected returns associated with allocation to bonds with different credit qualities. It then over-weights (with respect to their market cap weight) bonds of yield curves, duration ranges and credit qualities that offer higher expected returns. It also employs credit quality, currency, and duration requirements relative to the eligible market. Rebalanced monthly. The index has been retrospectively calculated by Dimensional and did not exist prior to October 2023. Accordingly, results shown during the periods prior to October 2023 do not represent actual returns of the index. Other periods selected may have different results, including losses.

DIMENSIONAL GLOBAL CREDIT BOND INDEX (HEDGED TO USD)

Compiled by Dimensional using data provided by Bloomberg. Based on securities in the universe of Bloomberg Global Aggregate Bond Index, includes global investment grade corporate bonds, global supranationals bonds, global sovereigns bonds, global foreign agency bonds, global foreign local authorities bonds, and US local authorities bonds. Eligible currencies: AUD, CAD, CHF, EUR, GBP, JPY, and USD. Within the universe, the index identifies the yield curves that offer higher expected returns, the duration ranges on those yield curves offering higher expected returns, and assesses the increased expected returns associated with allocation to bonds with different credit qualities. It then over-weights (with respect to their market cap weight) bonds of yield curves, duration ranges and credit qualities that offer higher expected returns. It also employs credit quality, currency, and duration requirements relative to the eligible market. Rebalanced monthly. The index has been retrospectively calculated by Dimensional and did not exist prior to October 2023. Accordingly, results shown during the periods prior to October 2023 do not represent actual returns of the index. Other periods selected may have different results, including losses.

DIMENSIONAL GLOBAL ADJUSTED CORE PLUS INDEX (HEDGED TO USD)

Compiled by Dimensional using data provided by Bloomberg. Based on securities in the universe of Bloomberg Global Aggregate Bond Index and Global High Yield Index, includes global government bonds, global investment grade corporate bonds and global BB corporates. Eligible currencies: AUD, CAD, CHF, EUR, GBP, JPY, and USD. Within the universe, the index identifies the yield curves that offer higher expected returns, the duration ranges on those yield curves offering higher expected returns, and assesses the increased expected returns associated with allocation to bonds with different credit qualities. It then over-weights (with respect to their market cap weight) bonds of yield curves, duration ranges and credit qualities that offer higher expected returns. It also employs credit quality, currency, and duration requirements relative to the eligible market. Rebalanced monthly. The index has been retrospectively calculated by Dimensional and did not exist prior to October 2023. Accordingly, results shown during the periods prior to October 2023 do not represent actual returns of the index. Other periods selected may have different results, including losses.

DIMENSIONAL CORE MARKET 0/100 INDEX ALLOCATION

Dimensional Index Allocation data compiled by Dimensional. The Dimensional Core Market 0/100 Index Allocation combines the following indices: Bloomberg US TIPS Index (20%), Dimensional US Ultra Short Fixed Income Index (20%), and Dimensional Short-Term Extended Quality Index (60%). The Index Allocation returns are calculated monthly as a weighted average of the returns of the underlying indices. The Dimensional Short-Term Extended Quality Index is represented by Bloomberg US Government/Credit 1–5 Year Bond Index from January 1985 to December 1995. The Bloomberg US TIPS Index is represented by the Bloomberg US Treasury Bond Index from January 1985 to February 1997. The Dimensional US Ultra-Short Fixed Income Index is represented by the ICE BofA US 3-Month Treasury Bill Index from January 1985 to January 1999. The Index Allocation has been retrospectively calculated by Dimensional and did not exist prior to March 2020.

DIMENSIONAL CORE MARKET 20/80 INDEX ALLOCATION

Dimensional Index Allocation data compiled by Dimensional. 20% of the weight is allocated to the Dimensional Core Market 100/0 Index Allocation and 80% of the weight is allocated to the following indices: Bloomberg US TIPS Index (10%), Dimensional US Ultra-Short Fixed Income Index (10%), Dimensional Short-Term Extended Quality Index (50%), and Dimensional US Core Fixed Income Index (10%). The Index Allocation returns are calculated monthly as a weighted average of the returns of the underlying indices. The Dimensional Short-Term Extended Quality Index is represented by Bloomberg US Government/Credit 1–5 Year Bond Index from January 1985 to December 1995. The Dimensional US Core Fixed Income Index is represented by Bloomberg US Aggregate Bond Index from January 1985 to January 1989 and the US Government/Credit Simulation plus Bloomberg US Mortgage-Backed Securities Index (70% non MBS/30% MBS) from February 1989 to August 2005. The Bloomberg US TIPS Index is represented by the Bloomberg US Treasury Bond Index from January 1985 to February 1997. The Dimensional US Ultra-Short Fixed Income Index is represented by the ICE BofA US 3-Month Treasury Bill Index from January 1985 to January 1999. The Index Allocation has been retrospectively calculated by Dimensional and did not exist prior to March 2020.

DIMENSIONAL CORE MARKET 40/60 INDEX ALLOCATION

Dimensional Index Allocation data compiled by Dimensional. 40% of the weight is allocated to the Dimensional Core Market 100/0 Index Allocation and 60% of the weight is allocated to the following indices: Dimensional Short-Term Extended Quality Index (40%) and Dimensional US Core Fixed Income Index (20%). The Index Allocation returns are calculated monthly as a weighted average of the returns of the underlying indices. The Dimensional Short-Term Extended Quality Index is represented by Bloomberg US Government/Credit 1–5 Year Bond Index from January 1985 to December 1995. The Dimensional US Core Fixed Income Index is represented by Bloomberg US Aggregate Bond Index from January 1985 to January 1989 and the US Government/Credit Simulation plus Bloomberg US Mortgage-Backed Securities Index (70% non MBS/30% MBS) from February 1989 to August 2005. The Index Allocation has been retrospectively calculated by Dimensional and did not exist prior to March 2020.

DIMENSIONAL CORE MARKET 60/40 INDEX ALLOCATION

Dimensional Index Allocation data compiled by Dimensional. 60% of the weight is allocated to the Dimensional Core Market 100/0 Index Allocation and 40% of the weight is allocated to the following indices: Dimensional Short-Term Extended Quality Index (25%) and Dimensional US Core Fixed Income Index (15%). The Index Allocation returns are calculated monthly as a weighted average of the returns of the underlying indices. The Dimensional Short-Term Extended Quality Index is represented by Bloomberg US Government/Credit 1–5 Year Bond Index from January 1985 to December 1995. The Dimensional US Core Fixed Income Index is represented by Bloomberg US Aggregate Bond Index from January 1985 to January 1989 and the US Government/Credit Simulation plus Bloomberg US Mortgage-Backed Securities Index (70% non MBS/30% MBS) from February 1989 to August 2005. The Index Allocation has been retrospectively calculated by Dimensional and did not exist prior to March 2020.

DIMENSIONAL CORE MARKET 80/20 INDEX ALLOCATION

Dimensional Index Allocation data compiled by Dimensional. 80% of the weight is allocated to the Dimensional Core Market 100/0 Index Allocation and 20% of the weight is allocated to the following fixed income indices: Dimensional Short-Term Extended Quality Index (10%) and Dimensional US Core Fixed Income Index (10%). The Index Allocation returns are calculated monthly as a weighted average of the returns of the underlying indices. The Dimensional Short-Term Extended Quality Index is represented by Bloomberg US Government/Credit 1–5 Year Bond Index from January 1985 to December 1995. The Dimensional US Core Fixed Income Index is represented by Bloomberg US Aggregate Bond Index from January 1985 to January 1989 and the US Government/Credit Simulation plus Bloomberg US Mortgage-Backed Securities Index (70% non MBS/30% MBS) from February 1989 to August 2005. The Index Allocation has been retrospectively calculated by Dimensional and did not exist prior to March 2020.

DIMENSIONAL CORE MARKET 100/0 INDEX ALLOCATION

Dimensional Index Allocation data compiled by Dimensional. The Dimensional Core Market 100/0 Index Allocation combines the following indices: Dimensional US Core Equity Market Index, Dimensional International Core Equity Market Index, Dimensional Emerging Markets Core Equity Market Index, and the S&P Global REIT Index (gross dividends). The weight of the REIT index is based on the market capitalization weight of equity REITs within the global universe of eligible stocks and equity REITs, rounded to the nearest 1%. Within the remaining non-REIT allocation, the US equities are overweight relative to their market capitalization weight. The weights of the US, Developed ex US, and Emerging Markets equities are then rescaled to sum to the total non-REIT weight of the Index Allocation and are all rounded to the nearest 1%. Regional weights are determined at each quarter end and held constant for next three months. The Index Allocation returns are calculated monthly as a weighted average of the returns of the underlying indices. The Index Allocation has been retrospectively calculated by Dimensional and did not exist prior to March 2020.

DIMENSIONAL CORE 0/100 INDEX ALLOCATION

Dimensional Index Allocation data compiled by Dimensional. The Dimensional Core 0/100 Index Allocation combines the following indices: Bloomberg US TIPS Index (20%) and Dimensional Short-Term Extended Quality Index (80%). The Index Allocation returns are calculated monthly as a weighted average of the returns of the underlying indices. The Dimensional Short-Term Extended Quality Index is represented by Bloomberg US Government/Credit 1–5 Year Bond Index from January 1985 to December 1995. The Bloomberg US TIPS Index is represented by the Bloomberg US Treasury Bond Index from January 1985 to February 1997. The Index Allocation has been retrospectively calculated by Dimensional and did not exist prior to March 2020.

DIMENSIONAL CORE 20/80 INDEX ALLOCATION

Dimensional Index Allocation data compiled by Dimensional. 20% of the weight is allocated to the Dimensional Core 100/0 Index Allocation and 80% of the weight is allocated to the following indices: Dimensional Short-Term Extended Quality Index (50%), Dimensional US Core Fixed Income Index (15%), and Dimensional Global ex US Core Index (hedged to USD) (15%). The Index Allocation returns are calculated monthly as a weighted average of the returns of the underlying indices. The Dimensional Short-Term Extended Quality Index is represented by Bloomberg US Government/Credit 1–5 Year Bond Index from January 1985 to December 1995. The Dimensional Global ex US Core Index (hedged to USD) is represented by a market-weighted index based on securities in the universe of the FTSE World Government Bond Index from January 1985 to December 1989. Countries included were Australia, Austria, Belgium, Canada, Germany, France, Japan, Netherlands, New Zealand, Norway, Spain, Sweden, Switzerland, and the UK. The Dimensional Global ex US Core Index (hedged to USD) is represented by the Bloomberg Global Aggregate ex USD Bond Index (hedged to USD) from January 1990 to January 1999. The Dimensional US Core Fixed Income Index is represented by Bloomberg US Aggregate Bond Index from January 1985 to January 1989 and the US Government/Credit Simulation plus Bloomberg US Mortgage-Backed Securities Index (70% non MBS/30% MBS) from February 1989 to August 2005. The Index Allocation has been retrospectively calculated by Dimensional and did not exist prior to March 2020.

DIMENSIONAL CORE 40/60 INDEX ALLOCATION

Dimensional Index Allocation data compiled by Dimensional. 40% of the weight is allocated to the Dimensional Core 100/0 Index Allocation and 60% of the weight is allocated to the following indices: Dimensional Short-Term Extended Quality Index (30%), Dimensional US Core Fixed Income Index (15%), and Dimensional Global ex US Core Index (hedged to USD) (15%). The Index Allocation returns are calculated monthly as a weighted average of the returns of the underlying indices. The Dimensional Short-Term Extended Quality Index is represented by Bloomberg US Government/Credit 1–5 Year Bond Index from January 1985 to December 1995. The Dimensional Global ex US Core Index (hedged to USD) is represented by a market-weighted index based on securities in the universe of the FTSE World Government Bond Index from January 1985 to December 1989. Countries included were Australia, Austria, Belgium, Canada, Germany, France, Japan, Netherlands, New Zealand, Norway, Spain, Sweden, Switzerland, and the UK. The Dimensional Global ex US Core Index (hedged to USD) is represented by the Bloomberg Global Aggregate ex USD Bond Index (hedged to USD) from January 1990 to January 1999. The Dimensional US Core Fixed Income Index is represented by Bloomberg US Aggregate Bond Index from January 1985 to January 1989 and the US Government/Credit Simulation plus Bloomberg US Mortgage-Backed Securities Index (70% non MBS/30% MBS) from February 1989 to August 2005. The Index Allocation has been retrospectively calculated by Dimensional and did not exist prior to March 2020.

DIMENSIONAL CORE 60/40 INDEX ALLOCATION

Dimensional Index Allocation data compiled by Dimensional. 60% of the weight is allocated to the Dimensional Core 100/0 Index Allocation and 40% of the weight is allocated to the following fixed income indices: Dimensional Short-Term Extended Quality Index (15%), Dimensional US Core Fixed Income Index (10%), Dimensional Global ex US Core Index (hedged to USD) (10%), and Dimensional Global Credit Bond Index (hedged to USD) (5%). The Index Allocation returns are calculated monthly as a weighted average of the returns of the underlying indices. The Dimensional Short-Term Extended Quality Index is represented by Bloomberg US Government/Credit 1–5 Year Bond Index from January 1985 to December 1995. The Dimensional Global ex US Core Index (hedged to USD) is represented by a market-weighted index based on securities in the universe of the FTSE World Government Bond Index from January 1985 to December 1989. Countries included were Australia, Austria, Belgium, Canada, Germany, France, Japan, Netherlands, New Zealand, Norway, Spain, Sweden, Switzerland, and the UK. The Dimensional Global Credit Bond Index (hedged to USD) is represented by the Bloomberg US Aggregate Bond Index from January 1985 to September 2000. The Dimensional Global ex US Core Index (hedged to USD) is represented by the Bloomberg Global Aggregate ex USD Bond Index (hedged to USD) from January 1990 to January 1999. The Dimensional US Core Fixed Income Index is represented by Bloomberg US Aggregate Bond Index from January 1985 to January 1989 and the US Government/Credit Simulation plus Bloomberg US Mortgage-Backed Securities Index (70% non MBS/30% MBS) from February 1989 to August 2005. The Index Allocation has been retrospectively calculated by Dimensional and did not exist prior to March 2020.

DIMENSIONAL CORE 80/20 INDEX ALLOCATION

Dimensional Index Allocation data compiled by Dimensional. 80% of the weight is allocated to the Dimensional Core 100/0 Index Allocation and 20% of the weight is allocated to the following indices: Dimensional US Core Fixed Income Index (5%), Dimensional Global ex US Core Index (hedged to USD) (5%), and Dimensional Global Credit Bond Index (hedged to USD) (10%). The Index Allocation returns are calculated monthly as a weighted average of the returns of the underlying indices. The Dimensional Global Credit Bond Index (hedged to USD) is represented by the Bloomberg US Aggregate Bond Index from January 1985 to September 2000. The Dimensional Global ex US Core Index (hedged to USD) is represented by a market-weighted index based on securities in the universe of the FTSE World Government Bond Index from January 1985 to December 1989. Countries included were Australia, Austria, Belgium, Canada, Germany, France, Japan, Netherlands, New Zealand, Norway, Spain, Sweden, Switzerland, and the UK. The Dimensional Global ex US Core Index (hedged to USD) is represented by the Bloomberg Global Aggregate ex USD Bond Index (hedged to USD) from January 1990 to January 1999. The Dimensional US Core Fixed Income Index is represented by Bloomberg US Aggregate Bond Index from January 1985 to January 1989 and the US Government/Credit Simulation plus Bloomberg US Mortgage-Backed Securities Index (70% non MBS/30% MBS) from February 1989 to August 2005. The Index Allocation has been retrospectively calculated by Dimensional and did not exist prior to March 2020.

DIMENSIONAL CORE 100/0 INDEX ALLOCATION

Dimensional Index Allocation data compiled by Dimensional. The Dimensional Core 100/0 Index Allocation combines the following indices: Dimensional US Adjusted Market 1 Index, Dimensional US Adjusted Market 2 Index, Dimensional International Adjusted Market Index, Dimensional Emerging Markets Adjusted Market Index, and the S&P Global REIT Index (gross dividends). The weight of the REIT index is based on the market capitalization weight of equity REITs within the global universe of eligible stocks and equity REITs, rounded to the nearest 1%. Within the remaining non-REIT allocation, US equities are overweight relative to their market capitalization weight. The weights of the US, Developed ex US and Emerging Markets equities are then rescaled to sum to the total non-REIT weight of the Index Allocation and are all rounded to the nearest 1%. Regional weights are determined at each quarter-end and held constant for next three months. Within the US allocation, the weight each month is split equally between the Dimensional US Adjusted Market 1 Index and the Dimensional US Adjusted Market 2 Index. The Index Allocation returns are calculated monthly as a weighted average of the returns of the underlying indices. The Index Allocation has been retrospectively calculated by Dimensional and did not exist prior to March 2020.

DIMENSIONAL CORE PLUS 0/100 INDEX ALLOCATION

Dimensional Index Allocation data compiled by Dimensional. The Dimensional Core Plus 0/100 Index Allocation combines the following indices: Bloomberg US TIPS Index (20%) and Dimensional Short-Term Extended Quality Index (80%). The Index Allocation returns are calculated monthly as a weighted average of the returns of the underlying indices. The Dimensional Short-Term Extended Quality Index is represented by Bloomberg US Government/Credit 1–5 Year Bond Index from January 1985 to December 1995. The Bloomberg US TIPS Index is represented by the Bloomberg US Treasury Bond Index from January 1985 to February 1997. The Index Allocation has been retrospectively calculated by Dimensional and did not exist prior to March 2020.

DIMENSIONAL CORE PLUS 20/80 INDEX ALLOCATION

Dimensional Index Allocation data compiled by Dimensional. 20% of the weight is allocated to the Dimensional Core Plus 100/0 Index Allocation and 80% of the weight is allocated to the following indices: Dimensional Short-Term Extended Quality Index (40%), Dimensional US Core Fixed Income Index (20%), and Dimensional Global ex US Core Index (hedged to USD) (20%). The Index Allocation returns are calculated monthly as a weighted average of the returns of the underlying indices. The Dimensional Short-Term Extended Quality Index is represented by Bloomberg US Government/Credit 1–5 Year Bond Index from January 1985 to December 1995. The Dimensional Global ex US Core Index (hedged to USD) is represented by a market weighted index based on securities in the universe of the FTSE World Government Bond Index from January 1985 to December 1989. Countries included were Australia, Austria, Belgium, Canada, Germany, France, Japan, Netherlands, New Zealand, Norway, Spain, Sweden, Switzerland, and the UK. The Dimensional Global ex US Core Index (hedged to USD) is represented by the Bloomberg Global Aggregate ex USD Bond Index (hedged to USD) from January 1990 to January 1999. The Dimensional US Core Fixed Income Index is represented by Bloomberg US Aggregate Bond Index from January 1985 to January 1989 and the US Government/Credit Simulation plus Bloomberg US Mortgage-Backed Securities Index (70% non MBS/30% MBS) from February 1989 to August 2005. The Index Allocation has been retrospectively calculated by Dimensional and did not exist prior to March 2020.

DIMENSIONAL CORE PLUS 40/60 INDEX ALLOCATION

Dimensional Index Allocation data compiled by Dimensional. 40% of the weight is allocated to the Dimensional Core Plus 100/0 Index Allocation and 60% of the weight is allocated to the following fixed income indices: Dimensional Short-Term Extended Quality Index (20%), Dimensional US Core Fixed Income Index (20%), and Dimensional Global ex US Core Index (hedged to USD) (20%). The Index Allocation returns are calculated monthly as a weighted average of the returns of the underlying indices. The Dimensional Short-Term Extended Quality Index is represented by Bloomberg US Government/Credit 1–5 Year Bond Index from

January 1985 to December 1995. The Dimensional Global ex US Core Index (hedged to USD) is represented by a market-weighted index based on securities in the universe of the FTSE World Government Bond Index from January 1985 to December 1989. Countries included were Australia, Austria, Belgium, Canada, Germany, France, Japan, Netherlands, New Zealand, Norway, Spain, Sweden, Switzerland, and the UK. The Dimensional Global ex US Core Index (hedged to USD) is represented by the Bloomberg Global Aggregate ex USD Bond Index (hedged to USD) from January 1990 to January 1999. The Dimensional US Core Fixed Income Index is represented by Bloomberg US Aggregate Bond Index from January 1985 to January 1989 and the US Government/Credit Simulation plus Bloomberg US Mortgage-Backed Securities Index (70% non MBS/30% MBS) from February 1989 to August 2005. The Index Allocation has been retrospectively calculated by Dimensional and did not exist prior to March 2020.

DIMENSIONAL CORE PLUS 60/40 INDEX ALLOCATION

Dimensional Index Allocation data compiled by Dimensional. 60% of the weight is allocated to the Dimensional Core Plus 100/0 Index Allocation and 40% of the weight is allocated to the following indices: Dimensional Global Credit Bond Index (hedged to USD) (30%) and Dimensional Global Adjusted Core Plus Index (hedged to USD) (10%). The Index Allocation returns are calculated monthly as a weighted average of the returns of the underlying indices. The Dimensional Global Credit Bond Index (hedged to USD) is represented by the Bloomberg US Aggregate Bond Index from January 1985 to September 2000. The Dimensional Global Adjusted Core Plus Index (hedged to USD) is represented by the Bloomberg US Aggregate Bond Index from January 1985 to December 1989 and the Bloomberg Global Aggregate Bond Index (hedged to USD) from January 1990 to January 1999. The Index Allocation has been retrospectively calculated by Dimensional and did not exist prior to March 2020.

DIMENSIONAL CORE PLUS 80/20 INDEX ALLOCATION

Dimensional Index Allocation data compiled by Dimensional. 80% of the weight is allocated to the Dimensional Core Plus 100/0 Index Allocation and 20% of the weight is allocated to the Dimensional Global Adjusted Core Plus Index (hedged to USD). The Index Allocation returns are calculated monthly as a weighted average of the returns of the underlying indices. The Dimensional Global Adjusted Core Plus Index (hedged to USD) is represented by the Bloomberg US Aggregate Bond Index from January 1985 to December 1989 and the Bloomberg Global Aggregate Bond Index (hedged to USD) from January 1990 to January 1999. The Index Allocation has been retrospectively calculated by Dimensional and did not exist prior to March 2020.

DIMENSIONAL CORE PLUS 100/0 INDEX ALLOCATION

Dimensional Index Allocation data compiled by Dimensional. The Dimensional Core Plus 100/0 Index Allocation combines the following indices: Dimensional US Adjusted Market 2 Index, Dimensional US Small Cap Value Index, Dimensional US Large Cap High Profitability Index, Dimensional International Adjusted Market Index, Dimensional International Small Cap Value Index, Dimensional International Large Cap High Profitability Index, Dimensional Emerging Markets Adjusted Market Index, Dimensional Emerging Markets Value Index, Dimensional Emerging Markets Large Cap High Profitability Index, and the S&P Global REIT Index (gross dividends). The weight of the REIT index is based on the market-capitalization weight of equity REITs within the global universe of eligible stocks and equity REITs, rounded to the nearest 1%. Within the remaining non-REIT allocation, US equities are overweight relative to their market capitalization weight. The weights of the US, Developed ex US, and Emerging Markets equities are then rescaled to sum to the total non-REIT weight of the Index Allocation and are all rounded to the nearest 1%. Regional weights are rebalanced quarterly. Within the US equity allocation, each month the weights of the Dimensional US Adjusted Market 2 Index, Dimensional US Small Cap Value Index, and Dimensional US Large Cap High Profitability Index are 66.67%, 16.67%, and 16.67%, respectively. Within the Developed ex US equity allocation, each month the weights of the Dimensional International Adjusted Market Index, Dimensional International Small Cap Value Index, and Dimensional International Large Cap High Profitability Index are 60%, 20%, and 20%, respectively. Within the Emerging Markets equity allocation, each month the weights of the Dimensional Emerging Markets Adjusted Market Index, Dimensional Emerging Markets Value Index, and Dimensional Emerging Markets Large Cap High Profitability Index are 50%, 25%, and 25%, respectively. The Index Allocation returns are calculated monthly as a weighted average of the returns of the underlying indices. The Index Allocation has been retrospectively calculated by Dimensional and did not exist prior to March 2020.

Eugene Fama and Ken French are members of the Board of Directors of the general partner of, and provide consulting services to, Dimensional Fund Advisors LP. Robert Merton provides consulting services to Dimensional Fund Advisors LP. Myron Scholes served as an Independent Director, Dimensional Funds, 1981–2021.

Indices are not available for direct investment; therefore, their performance does not reflect the expenses associated with the management of an actual portfolio. The returns of indices presented herein reflect hypothetical performance and do not represent returns that any investor actually attained. Changes in the assumptions upon which such performance is based may have a material impact on the hypothetical returns presented. Hypothetical backtested returns have many inherent limitations. Unlike actual performance, they do not represent actual trading. Since trades have not actually been executed, results may have under- or overcompensated for the impact, if any, of certain market factors, such as lack of liquidity, and may not reflect the impact that certain economic or market factors may have had on the decision-making process. Hypothetical backtested performance also is developed with the benefit of hindsight. Other periods selected may have different results, including losses. There can be no assurance that Dimensional Fund Advisors will achieve profits or avoid incurring substantial losses. Past performance is no guarantee of future results. Actual returns may be lower. The Dimensional and Fama/French indices represent academic concepts that may be used in portfolio construction and are not available for direct investment or for use as a benchmark. See index descriptions in Sources and Descriptions of Data for descriptions of the Dimensional and Fama/French index data.

The Dimensional *Matrix Book 2024* contains copyrighted data owned by Dimensional Fund Advisors and/or licensed for use by Dimensional Fund Advisors pursuant to agreements with index data providers. **This book and the data contained herein may not be redistributed, reproduced, copied, modified, transferred, disclosed, or used in any way not expressly permitted by Dimensional Fund Advisors. Any such redistribution, reproduction, copying, modification, transfer, disclosure, or use may constitute a violation of the rights of Dimensional Fund Advisors or its licensors under copyright and trade secret laws, including the copyright laws of the United States (17 U.S.C. 101 et seq) and/or the trade secret laws of several states, and may subject the user to civil and criminal penalties as provided under these laws.**

Data presented in the Growth of $1 charts is hypothetical and assumes reinvestment of income and no transaction costs or taxes. The charts are for illustrative purposes only and are not indicative of any investment. Performance may increase or decrease as a result of currency fluctuations.

This material is solely for informational purposes and shall not constitute an offer to sell or the solicitation to buy securities. The opinions expressed herein represent the current, good faith views of the author(s) at the time of publication and are provided for limited purposes, are not definitive investment advice, and should not be relied on as such. The information presented in this book has been developed internally and/or obtained from sources believed to be reliable; however, Dimensional Fund Advisors does not guarantee the accuracy, adequacy, or completeness of such information. Predictions, opinions, and other information contained in this book are subject to change continually and without notice of any kind and may no longer be true after the date indicated. Any forward-looking statements speak only as of the date they are made, and Dimensional Fund Advisors assumes no duty to and does not undertake to update forward-looking statements. Forward-looking statements are subject to numerous assumptions, risks, and uncertainties, which change over time. Actual results could differ materially from those anticipated in forward-looking statements.

This material is not directed at any person in any jurisdiction where the availability of this material is prohibited or would subject Dimensional or its products or services to any registration, licensing, or other such legal requirements within the jurisdiction.

"Dimensional" refers to the Dimensional separate but affiliated entities generally, rather than to one particular entity. These entities are Dimensional Fund Advisors LP, Dimensional Fund Advisors Ltd., Dimensional Ireland Limited, DFA Australia Limited, Dimensional Fund Advisors Canada ULC, Dimensional Fund Advisors Pte. Ltd., Dimensional Japan Ltd., and Dimensional Hong Kong Limited. Dimensional Hong Kong Limited is licensed by the Securities and Futures Commission to conduct Type 1 (dealing in securities) regulated activities only and does not provide asset management services.

RISKS

Investments involve risks. The investment return and principal value of an investment may fluctuate so that an investor's shares, when redeemed, may be worth more or less than their original value. Past performance is not a guarantee of future results. There is no guarantee strategies will be successful.

Equity investment risks include loss of principal and fluctuating value. Small cap securities are subject to greater volatility than those in other asset categories. International investing involves special risks, such as currency fluctuation and political instability. Investing in emerging markets may accentuate these risks. Sector-specific investments can also increase these risks. Fixed income risks include loss of principal and fluctuating value. Fixed income securities are subject to increased loss of principal during periods of rising interest rates. Fixed income investments are subject to various other risks, including changes in credit quality, liquidity, prepayments, and other factors.

UNITED STATES

Dimensional Fund Advisors LP is an investment advisor registered with the Securities and Exchange Commission.

Investment products: • Not FDIC Insured • Not Bank Guaranteed • May Lose Value
Dimensional Fund Advisors does not have any bank affiliates.

CANADA

First published April 2024. The Dimensional *Matrix Book 2024* was prepared by Dimensional Fund Advisors LP ("Dimensional Fund Advisors") and is distributed in Canada by Dimensional Fund Advisors Canada ULC ("Dimensional Canada"), the manager of the Dimensional Canada funds and a wholly owned subsidiary of Dimensional Fund Advisors. Dimensional Fund Advisors is an investment advisor registered with the United States Securities and Exchange Commission, an exempt nonresident investment fund manager in Canada, and is the subadvisor to the Dimensional Canada funds.

These materials have been prepared by Dimensional Fund Advisors Canada ULC. Commissions, trailing commissions, management fees, and expenses all may be associated with mutual fund investments. Unless otherwise noted, any indicated total rates of return reflect the historical annual compounded total returns, including changes in share or unit value and reinvestment of all dividends or other distributions, and do not take into account sales, redemption, distribution, or optional charges or income taxes payable by any security holder that would have reduced returns. Please read the prospectus before investing. Mutual funds are not guaranteed, their values change frequently, and past performance may not be repeated.

IF YOU ARE A RETAIL INVESTOR IN THE UK, IRELAND, GERMANY OR THE NETHERLANDS, THIS DOCUMENT HAS BEEN PROVIDED TO YOU BY YOUR FINANCIAL ADVISER, WHO CAN HELP EXPLAIN ITS CONTENTS.

WHERE ISSUED BY DIMENSIONAL IRELAND LIMITED

Issued by Dimensional Ireland Limited (Dimensional Ireland), with registered office 3 Dublin Landings, North Wall Quay, Dublin 1, Ireland. Dimensional Ireland is regulated by the Central Bank of Ireland (Registration No. C185067).

WHERE ISSUED BY DIMENSIONAL FUND ADVISORS LTD.

Issued by Dimensional Fund Advisors Ltd. (Dimensional UK), 20 Triton Street, Regent's Place, London, NW1 3BF. Dimensional UK is authorised and regulated by the Financial Conduct Authority (FCA) - Firm Reference No. 150100.

Dimensional UK and Dimensional Ireland do not give financial advice. You are responsible for deciding whether an investment is suitable for your personal circumstances, and we recommend that a financial adviser helps you with that decision.

Dimensional UK and Dimensional Ireland issue information and materials in English and may also issue information and materials in certain other languages. The recipient's continued acceptance of information and materials from Dimensional UK and Dimensional Ireland will constitute the recipient's consent to be provided with such information and materials, where relevant, in more than one language.

NOTICE TO INVESTORS IN SWITZERLAND: This is advertising material.

All rights reserved. Unauthorized copying, reproducing, duplicating, or transmitting of this material is prohibited.

© 2024 Dimensional Fund Advisors LP

AMERICAS
Austin, Charlotte, Santa Monica, Toronto, Vancouver

EUROPE
Amsterdam, Berlin, Dublin, London, Munich

ASIA PACIFIC
Hong Kong, Melbourne, Singapore, Sydney, Tokyo

dimensional.com

Dimensional