

# Be A Rescue Hero

## 🐾 WHAT TO DO WHEN YOU FIND INJURED WILDLIFE 🦉

Your actions can determine the outcome for an injured or orphaned animal. By being prepared and knowing what to do, you can greatly improve their chances of survival. Keep a basic rescue kit in your vehicle, including:

- Blanket 🛏️
- Towels 🧻
- Pillowcases 🛏️
- Disposable gloves 🧤
- Torch 🔦
- Scissors ✂️



### 1. PROTECT YOURSELF 🧑

Your safety is first! Injured animals are scared and may scratch, kick, or bite. If you're driving, turn on hazard lights 🚨 and warn other vehicles to slow down.

### 2. APPROACH WITH CAUTION 🚶

Speak quietly and avoid sudden movements. Injured wildlife are scared and in pain. Keep pets away 🐕. Take photos to help identify the animal and assess injuries.

### 3. REMOVE FROM THE ROAD 🛣️


- If safe, move the animal off the road.
- If dead, move it away to avoid scavengers (e.g., eagles).
- Always check the pouch for marsupials (kangaroos, wombats, koalas, possums).
  - If there's a live joey, carefully remove it. If attached to a teat, you may need to cut the teat off rather than risk injury to the joey.
  - Check the area for joeys that may have been ejected or hiding.
  - Position the deceased mother so that her pouch is exposed – joeys often return to the scene. (PLEASE TURN OVER...)




#### 4. FIRST AID



- For small animals, wrap them in a towel or pillowcase and place them in a well-ventilated box.
- Keep them warm, dark, and quiet.
- Take the animal to a vet or wildlife shelter as soon as possible.
- For larger animals, call for assistance from a wildlife rescue service.

#### EMERGENCY CONTACTS IN VICTORIA





- Pam Wildwood Wildlife Shelter Gariwerd: 0418 161 826
- Shelly Hamilton Wildlife Shelter: 0409 187 625
  - Warriors 4 Wildlife: 1300 352 923
  - Help4Wildlife: 0477 555 611
- Wildlife Rescue Australia: 1300 596 457
- Or use the Help for Injured Wildlife Tool: [wildlife.vic.gov.au](https://wildlife.vic.gov.au)

 Stay with the animal if possible until help arrives. If you must leave, mark the exact location clearly:

- Tie something bright to a post or tree .
- Draw a cross in the gravel or use large sticks to form an arrow ➡.
- Screenshot your location on Google Maps .

#### WHAT NOT TO DO:

Do not handle the animal more than necessary.  
Do not let children or pets near the animal.  
Do not feed or give fluids.  
Do not keep the animal overnight.

Your quick actions may save someone's life!  All wildlife is protected by law and must be handled by licensed rescuers. If you can't help directly, call someone who can. Remember to slow down and give way to wildlife when driving .

THANK YOU

