

CITK

Using Apple Pay and Google Pay



KEMAR MCKENZIE

Accepting Apple Pay and Google Pay in your Order Form is a great way to improve the purchase experience for your customers. These payment methods offer convenience, security, and speed that traditional payment methods cannot match.

Covered in this Article:

[How to use Apple Pay and Google Pay in the CRM?](#)

[How do I enable Apple Pay and Google Pay?](#)

[Troubleshooting for Apple Pay](#)

[Troubleshooting for Google Pay](#)

[FAQ](#)

[What will differ in my reporting of transactions and orders?](#)

[What is the difference in Stripe pricing for transactions processed through credit cards and Apple/Google Pay?](#)

[I'm using PayPal as my payment provider instead of Stripe. Can I provide Apple Pay and Google Pay to my customers?](#)

[Can I enable other payment methods like Bank redirects and ACH as well?](#)

[How do I disable the other payment methods option after enabling them once?](#)


How to use Apple Pay and Google Pay in the CRM?

Stripe lets you display Google Pay by default alongside the credit card option. Turn the toggle on the integrations page to complete the additional requirement of registering domains with Stripe for displaying Apple Pay.

Using Apple Pay and Google Pay

Default Gateway ⓘ

Stripe



NMI


Live [How to find NMI API keys?](#)

Gateway Id

Security Key

Public Key

Save



Authorize.net


Live [How to find Authorize.net API keys?](#)

Login Id

Transaction Key

Signature Key

Save



Stripe

Stripe live mode is enabled >

Stripe test mode is enabled >

☒ Register domains for Apple Pay

Disconnect


Once completed, Google Pay and Apple Pay will show alongside the credit card option on order forms. Recurring payments and upsells are supported with Apple Pay/Google Pay

Enter coupon code


Order Summary

item	Quantity	amount
Teeth Whitening	1	\$ 9.00
IPhone 256 GB	1	\$ 60000.00
Order Total		\$60009.00

TEST MODE







Card



Google Pay

Card number

1234 1234 1234 1234    

Expiry

MM / YY

CVC

CVC


Country

United Kingdom

Postal code

WS11 1DB

By providing your card information, you allow chaitanyak102 to charge your card for future payments in accordance with their terms.

 **Complete Order**

*100% Secure & Safe Payments *

Using Apple Pay and Google Pay

Order Summary		
item	Quantity	amount
Teeth Whitening	1	\$ 9.00
iPhone 256 GB	1	\$ 60000.00
Order Total		\$60009.00

Card

Card number

1234 1234 1234 1234

Expiry

MM / YY

CVC

CVC

Country

United Kingdom

Postal code

WS11 1DB

Apple Pay

By providing your card information, you allow chaitanyak102 to charge your card for future payments in accordance with their terms.

Complete Order

* 100% Secure & Safe Payments *

PayPal only shows up if PayPal is enabled under Payments → Integrations)

Your customers will see Apple Pay **and** Google Pay based on their geographic location and the web browser of the end customer. They will be able to use it based on whether or not they have a payment method associated with their Google account/Apple account. Only if both these conditions apply Google Pay/Apple Pay will be visible for payment along with the default choice for a credit card.

Countries and Regions that Support Apple Pay

Countries that Support Google Pay

Currently, supported browsers include Chrome Desktop, Chrome Android, macOS Safari, iOS Safari, and Microsoft Edge for Windows.

Please Note:

This capability only works with **Version 2 Funnels**. Please refer to [this article](#) to know how to upgrade V1 funnels to V2.

Please note:

There might be a case that the browser is not up to date, Apple Pay and Google Pay are not supported in the customer's country or a relevant card is not available.

How do I enable Apple Pay and Google Pay?

Using Stripe Connect under the **Payments** → **Integrations** page is the primary requirement. If you're using Stripe APIs to connect to Stripe, please use **Stripe Connect** to use this feature. Once you have connected your Stripe account in **Payments > Integrations**, a toggle is provided to enable Apple Pay and Google Pay on the order forms.

Troubleshooting Apple Pay

1. The toggle to enable Apple Pay and Google Pay should be turned on while Stripe is connected to the location
3. Ensure that the domain on which the funnel is hosted is registered with Stripe. This is an additional requirement for Apple Pay and should ideally automatically happen as soon as the toggle is turned on
 - a. Head over to your Stripe dashboard [on this URL](#) and see if the domain is listed in the Web Domains section
 - b. If the domain is not listed here, you can manually add the domain by clicking on Add New Domain. This is only intended for a quick resolution; you should raise a ticket with us if it does not automatically register on turning the toggle.
5. The browser or the device fulfills the following requirements:

The end customer is on the web in Safari, starting with iOS 10 or macOS Sierra

[List of compatible devices with Apple Pay](#)

[List of participating banks with Apple Pay](#)

Troubleshooting Google Pay

1. The toggle to enable Apple Pay and Google Pay should be turned on while Stripe is connected to the location.
3. The customer is using Google Chrome or Safari.
4. The customer has a valid card registered with Google Pay.

FAQ

What will differ in my reporting of transactions and orders?

There will be no change in the reporting or tracking of the transactions and orders. Stripe treats Apple Pay and Google Pay payments as card payments. All the purchased orders via Apple Pay or Google pay will be reflected on the Orders/Transactions/Subscriptions page.

What is the difference in Stripe pricing for transactions processed through credit cards and Apple/Google Pay?

There is no difference in the pricing between credit card transactions and Apple Pay/Google Pay transactions. They are charged similarly to credit card transactions. [Learn More here about Apple Pay.](#)

I'm using PayPal as my payment provider instead of Stripe. Can I provide Apple Pay and Google Pay to my customers?

No, Apple Pay and Google Pay can be provided as payment methods using Stripe Connect only in Funnels version 2

Can I enable other payment methods like Bank redirects and ACH as well?

Currently, only Apple Pay and Google Pay can be enabled using Stripe. Enabling other payment methods as well will be upcoming in Q3/Q4 2023

Accepting Apple Pay and Google Pay in your Order Form is a great way to improve the purchase experience for your customers. These payment methods offer convenience, security, and speed that traditional payment methods cannot match.

Covered in this Article:

[How to use Apple Pay and Google Pay in the CRM?](#)

[How do I enable Apple Pay and Google Pay?](#)

[Troubleshooting for Apple Pay](#)

[Troubleshooting for Google Pay](#)

[FAQ](#)

[What will differ in my reporting of transactions and orders?](#)

[What is the difference in Stripe pricing for transactions processed through credit cards and Apple/Google Pay?](#)

[I'm using PayPal as my payment provider instead of Stripe. Can I provide Apple Pay and Google Pay to my customers?](#)

[Can I enable other payment methods like Bank redirects and ACH as well?](#)

[How do I disable the other payment methods option after enabling them once?](#)


How to use Apple Pay and Google Pay in the CRM?

Stripe lets you display Google Pay by default alongside the credit card option. Turn the toggle on the integrations page to complete the additional requirement of registering domains with Stripe for displaying Apple Pay.

Using Apple Pay and Google Pay

Default Gateway ⓘ

Stripe



NMI


Live [How to find NMI API keys?](#)

Gateway Id

Security Key

Public Key

Save



Authorize.net


Live [How to find Authorize.net API keys?](#)

Login Id

Transaction Key

Signature Key

Save



Stripe

✓ Stripe live mode is enabled >

✓ Stripe test mode is enabled >

☒ Register domains for Apple Pay

Disconnect


Once completed, Google Pay and Apple Pay will show alongside the credit card option on order forms. Recurring payments and upsells are supported with Apple Pay/Google Pay

Enter coupon code


Order Summary

item	Quantity	amount
Teeth Whitening	1	\$ 9.00
IPhone 256 GB	1	\$ 60000.00
Order Total		\$60009.00

TEST MODE







Card



Google Pay

Card number

1234 1234 1234 1234    

Expiry

MM / YY

CVC

CVC


Country

United Kingdom

Postal code

WS11 1DB

By providing your card information, you allow chaitanyak102 to charge your card for future payments in accordance with their terms.

 **Complete Order**

*100% Secure & Safe Payments *

Using Apple Pay and Google Pay

Order Summary		
item	Quantity	amount
Teeth Whitening	1	\$ 9.00
iPhone 256 GB	1	\$ 60000.00
Order Total		\$60009.00

Card

Card number

1234 1234 1234 1234

Expiry

MM / YY

CVC

CVC

Country

United Kingdom

Postal code

WS11 1DB

Apple Pay

By providing your card information, you allow chaitanyak102 to charge your card for future payments in accordance with their terms.

Complete Order

* 100% Secure & Safe Payments *

PayPal only shows up if PayPal is enabled under Payments → Integrations)

Your customers will see Apple Pay **and** Google Pay based on their geographic location and the web browser of the end customer. They will be able to use it based on whether or not they have a payment method associated with their Google account/Apple account. Only if both these conditions apply Google Pay/Apple Pay will be visible for payment along with the default choice for a credit card.

Countries and Regions that Support Apple Pay

Countries that Support Google Pay

Currently, supported browsers include Chrome Desktop, Chrome Android, macOS Safari, iOS Safari, and Microsoft Edge for Windows.

Please Note:

This capability only works with **Version 2 Funnels**. Please refer to [this article](#) to know how to upgrade V1 funnels to V2.

Please note:

There might be a case that the browser is not up to date, Apple Pay and Google Pay are not supported in the customer's country or a relevant card is not supported.

How do I enable Apple Pay and Google Pay?

Using Stripe Connect under the **Payments → Integrations** page is the primary requirement. If you're using Stripe APIs to connect to Stripe, please use **Stripe Connect** to use this feature. Once you have connected your Stripe account in **Payments > Integrations**, a toggle is provided to enable Apple Pay and Google Pay on the order forms.

Troubleshooting Apple Pay

1. The toggle to enable Apple Pay and Google Pay should be turned on while Stripe is connected to the location
3. Ensure that the domain on which the funnel is hosted is registered with Stripe. This is an additional requirement for Apple Pay and should ideally automatically happen as soon as the toggle is turned on
 - a. Head over to your Stripe dashboard [on this URL](#) and see if the domain is listed in the Web Domains section
 - b. If the domain is not listed here, you can manually add the domain by clicking on Add New Domain. This is only intended for a quick resolution; you should raise a ticket with us if it does not automatically register on turning the toggle.
5. The browser or the device fulfills the following requirements:

The end customer is on the web in Safari, starting with iOS 10 or macOS Sierra

[List of compatible devices with Apple Pay](#)

[List of participating banks with Apple Pay](#)

Troubleshooting Google Pay

1. The toggle to enable Apple Pay and Google Pay should be turned on while Stripe is connected to the location.
3. The customer is using Google Chrome or Safari.
4. The customer has a valid card registered with Google Pay.

FAQ

What will differ in my reporting of transactions and orders?

There will be no change in the reporting or tracking of the transactions and orders. Stripe treats Apple Pay and Google Pay payments as card payments. All the purchased orders via Apple Pay or Google pay will be reflected on the Orders/Transactions/Subscriptions page.

What is the difference in Stripe pricing for transactions processed through credit cards and Apple/Google Pay?

There is no difference in the pricing between credit card transactions and Apple Pay/Google Pay transactions. They are charged similarly to credit card transactions. [Learn More here about Apple Pay.](#)

I'm using PayPal as my payment provider instead of Stripe. Can I provide Apple Pay and Google Pay to my customers?

No, Apple Pay and Google Pay can be provided as payment methods using Stripe Connect only in Funnels version 2

Can I enable other payment methods like Bank redirects and ACH as well?

Currently, only Apple Pay and Google Pay can be enabled using Stripe. Enabling other payment methods as well will be upcoming in Q3/Q4 2023