

# CITK

Manage payment methods displayed  
with Stripe integration



## Manage payment methods displayed with Stripe integration

The following payment methods are supported as of today

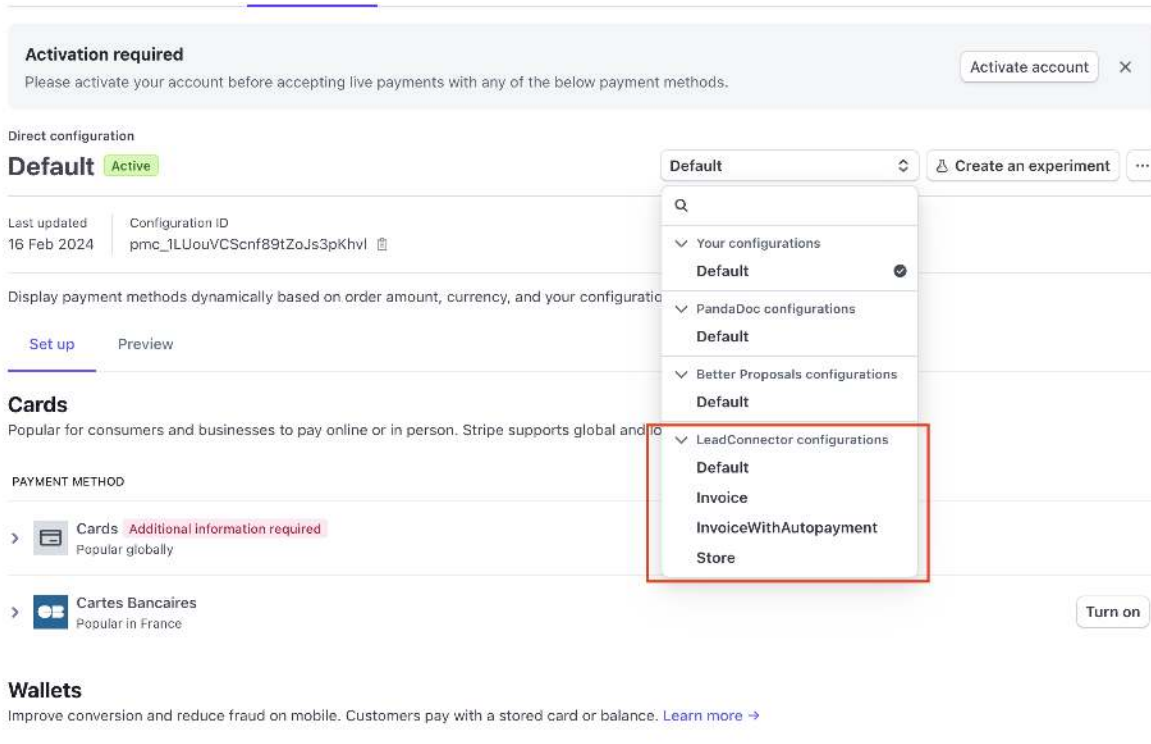
1. Cards
2. Apple Pay
3. Google Pay
4. ACH Direct Debit
5. Affirm (requires shipping address)
6. Klarna (requires shipping address)
7. AfterPay (requires shipping address)
8. Bancontact
9. Ideal
10. Sepa Direct Debit

We use different configurations with Stripe to display payment methods across different channels. And since there are more payment methods to be added here continuously, this help document outlines the steps to turn on/off specific payment methods as per use cases.

Sub-account users need to navigate to their Stripe dashboard for specifically turning on/off payment methods to display. Navigate to **Settings -> Connect -> Payment methods -> Your account** to see the list of payment methods activated by LeadConnector.

Remember to select LeadConnector configurations in the dropdown here since there can be more platforms your Stripe account is connected to. Refer to the image below

# Manage payment methods displayed with Stripe integration



Now, there will be 4 configurations available with LeadConnector here. This basically allows managing payment methods for 4 different kinds of channels that we provide on our end

1. **Invoice** - Used for one time invoices or recurring invoices with auto payments turned off and Text2Pay links - Cards, Apple Pay, Google Pay, ACH Direct Debit, Affirm, Klarna and AfterPay turned on by default
2. **InvoiceWithAutopayment** - Used for recurring invoices with auto-payments enabled - Cards, Apple Pay, Google Pay and ACH Direct Debit turned on by default
3. **Store** - Used for payment methods on online stores on websites - Cards, Apple Pay, Google Pay, Affirm, Klarna and AfterPay turned on by default
4. **Default** - Used everywhere else like 1-step and 2-step order forms, payment links, memberships and communities - Cards, Apple Pay and Google Pay turned on by default

Business users will be able to select a configuration and turn on/off specific payment methods from the list above. To turn off a specific payment method, select the right configuration followed by selecting the payment method and you will be seeing an option to turn it off


## Manage payment methods displayed with Stripe integration

### Buy now, pay later

Reach customers who want to pay in installments. Your business still receives full payment at checkout. [Learn more →](#)

PAYMENT METHOD

▼



Affirm  
Popular in United States and Canada

✓

Active

⋮

SUMMARY


Type	<a href="#">Buy now, pay later</a>
Confirmation	Immediate
Recurring payments	No
Refund support	Yes
Dispute support	Yes
Overview	<a href="#">Affirm</a>
Supported currencies	USD, CAD

ABOUT THIS PAYMENT METHOD

Affirm is a 'Buy Now, Pay Later' method that enables customers in the US and Canada to pay in installments / monthly payments.

Turn off

➤




Afterpay / Clearpay  
Popular in Australia, Canada, New Zealand, the United Kingdom, and the United States

✓

Active

⋮

➤



Klarna  
Popular in Europe and the United States

✓

Active

⋮

Keep a check on this help article to see the further updates for configurations and payment methods in each configuration. Some of the payment methods will be seen as blocked since those payment methods are yet to be enabled on our end to support in all connected accounts.

Business users are now able to offer additional payment methods across different channels like order forms, forms, invoices, payment links, online stores to customers.

This is available only for businesses using Stripe as a payment provider.

This helps in increasing conversions by offering payment flexibility to end customers across different geographies:

## Manage payment methods displayed with Stripe integration

- Ideal - popular in Netherlands
- Bancontact - common payment method in Belgium
- Sepa Direct Debit - common payment method in European Union

All order and transaction details will be registered under the Payments menu as for a credit card payment. This includes the functioning of the existing Order Submitted and Payment received triggers, as well. This is a migratory change from Stripe's end and requires changes to propagate to all accounts over few days. So this might be already available for some accounts and in progress for others.

Full Name\*

Full Name

Phone Number\*

Phone Number

Full Address\*

Full Address

Country\*

Select Country

City Name\*

City Name

Zip Code\*

Zip Code

Payment

TEST MODE

Card

SEPA

SEPA Debit

Bancontact

IDEAL

IBAN

GB00 AAAA 0000 0000 0000 00

Email

Full name

First and last name

Country or region

India

Address line 1

Street address

Make Payment

\* 100% Secure & Safe Payments \*

Cart summary

Edit Cart

Phone

€1000.00

C1000

Qty: 1

Enter coupon code

Apply


Subtotal

€1000.00

Total

€1000.00

## Manage payment methods displayed with Stripe integration

 **Vatron Robotics**

Subscription with Trial Euro

1 day free

€150 / week after trial

Subtotal

€150

Taxes ⓘ

€15

Total due today

€0

Total after trial

€165

First Name \*

Last Name \*

Email \*

Card

SEPA Debit

Bancontact

iDEAL

TEST MODE

Email

Full name

First and last name

After submission, you will be redirected to securely complete next steps.

Pay

After your trial ends, you will be charged €165. You can always cancel before then.

**INVOICE**

**Electronica**  
(202) 202-7788  
221 B  
Vancouver, Washington V5K 0A4  
United States  
www.electronica.com  
custom-val-1  
custom-val-2

Pay €100.00

**SUBTOTAL**  
€100.00  
100.00  
€100.00

**Billed to**  
Arpit Gupta  
(987) 654-3210  
arpittt98@gmail.com  
221 B, Baker Street  
Vancouver, Washington V5K 0A4  
United States

**ITEM NAME**  
One Time Euro  
one time euro

Amount to be paid

€100.00

TEST MODE

Card

SEPA Debit

Bancontact

iDEAL

Select bank

ASN Bank

Email

Full name

First and last name

After submission, you will be redirected to securely complete next steps.

Cancel

Pay €100.00

Click here to download pdf

Manage payment methods displayed with Stripe integration

# Manage payment methods displayed with Stripe integration

☐ **Recurring EUR Trial**  
1 day trial and €100 per day after the trial period

1

€10.00

☐ **Recurring EUR Setupfee**  
€50 setup fee and €100 per day

1

€150.00

☐ **Recurring EUR Trial Setupfee**  
€50 setup fee with 1 day trial and €100 per day after the trial period

1

€50.00

➔ ☐ **OneTime**

➔ ☐ **Recurring**

Enter coupon code

Apply

Order Summary

item	Quantity	amount
OneTime EUR	1	€100.00
<b>Order Subtotal</b>		€100.00
<b>10 (10%)</b>		€10.00
<b>Order Total</b>		€110.00

TEST MODE

Card

SEPA Debit

Bancontact

iDEAL

IBAN

GB00 AAAA 0000 0000 0000 00

Email

Full name

First and last name

Country or region

India

Address line 1

Street address

**Complete Order**

\*100% Secure & Safe Payments\*

## Manage payment methods displayed with Stripe integration

First Name

First Name

Last Name

Last Name

Email \*

Email

Phone \*

Phone

☐ I agree to [terms & conditions](#) provided by the company. By providing my phone number, I agree to receive text messages from the business.

Button

Payment \*

€ 4.99

€ 5.99

€ 9.99

Other amount

TEST MODE

Card

SEPA Debit

Bancontact

iDEAL


Select bank

ASN Bank

Email

Full name

First and last name

 After submission, you will be redirected to securely complete next steps.

\*100% secure & safe payments\*