

SINK PLUMBING ASSEMBLIES

Have California Stainless install the highest quality chrome plated fixtures on your stainless or fiberglass sink. Choose the fixture and location to meet your specific requirements.

Backsplash height increased to 12" and width to 5" on Coved, Standard, or Temperature Sinks with order of Plumbing Assembly (Models PA1, PA2, PA3, or PA4). This provides faucet clearance, higher wall protection, and conceals plumbing connections, allowing sink to be against wall.

Wide Backsplash Returns, 5" deck, are ordered separately if individual deck faucets are ordered without Plumbing Assembly. (Models PA1, PA2, PA3, or PA4.)

Plumbing Assembly 1 (PA1) includes:

One concealed water temperature thermostatic control valve, one set checkstops, one 3½" dial thermometer, one Model WVB14 volume control valve with vacuum breaker for sink inlet swivel, one Model F62P faucet plumbed to temperature control valve, one Standpipe, one increased backsplash to 12" high and width to 5".

Plumbing Assembly 2 (PA2) includes:

Same as PA1 (above) plus one additional F62P faucet plumbed to temperature control, installed at opposite end.

Plumbing Assembly 3 (PA3) includes:

Same as PA2 (above) plus one 1201 Triple valve faucet plumbed to temperature control in center of sink.



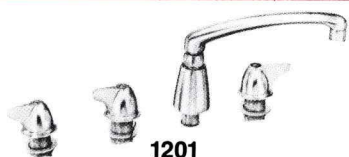
PA1 Plumbing Assembly & 1102 faucet illustrated.

Plumbing Assembly 4 (PA4) includes:

Same as PA2 Assembly, plus one 1200A Triple valve faucet with spray plumbed to temperature controls in center of sink.


Water Recirculating Systems

Model ATS plumbing attachment kit is designed for connecting California Stainless recirculating units (pages 18 & 19) to sinks. Kit includes directional inlet fittings, tees, hoses, and clamps. Sink holes punched at no additional cost.



1201

Triple Valve Faucet
Hot, cold, and tempered water valve connected to concealed water regulator. Order with Plumbing Assembly—above.




1200A

Triple Valve Faucet w/Spray
Same as #1201 plus spray. Order with Plumbing Assembly—above.




F62

Mounted on sink, ¾" hose thread F62P Mounted & plumbed to water temperature regulator—above.



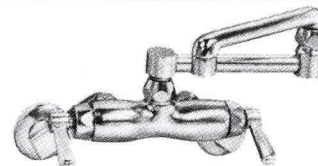
1102

Hot & Cold deck mount with 8" swing spout and 4' spray extension.




1100

Hot & Cold deck mount with 8" swing spout.



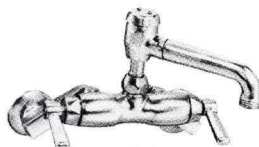
445-DJ13

Hot & Cold splash mount with 13" double-jointed spout.




27-030

Hot & Cold splash mount with 8" swing spout.



886

Hot & Cold splash mount with 8" swing spout, vacuum breaker, ¾" hose thread.



WVB14

Valve, Vacuum Breaker, plumbing from regulator and to sink or washer with swivel inlet. Ordered with the above Plumbing Assemblies when sinks are partitioned off for wash area.

SINK PLUMBING ACCESSORIES



935-261
Splash Mixing Faucet
No vacuum breaker.

936-261 (pictured)
Same as above with
vacuum breaker.




946
Deck Mixing Faucet
No vacuum breaker.

947 (pictured)
Same as 946 plus
vacuum breaker.



929 (pictured)
Double Faucet
13" High-Deck to top
with swivel gooseneck.

930
Same as 929 with
vacuum breaker.



942
Splash Mixing Faucet
No vacuum breaker.
Swing Spout w/serrated
nozzle.

943
Same as 942 with
vacuum breaker
(pictured).

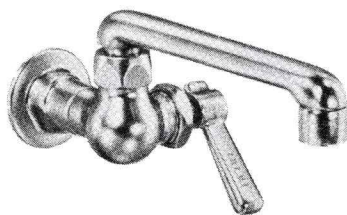


933
Backsplash Mounted
Swing Spout w/serrated
nozzle.

934
Same as 933 plus
vacuum breaker.



952
Backsplash Mounted
Faucet & Vacuum
Breaker— $\frac{3}{4}$ " hose
thread.



332
Backsplash Mounted 6"
Swing Spout



349
Deck Mounted 6" Swing
Spout




927
Deck mounted faucet

928
Same as 927 with
vacuum breaker

REEL FILM WASHER

Model
WA435 - Four Nikon & Kinderman SS Reels
WA835 - Eight Nikon & Kinderman SS Reels
WAPA335 - Three Patterson & Ansco Plastic Reels
WAPA535 - Five Patterson & Ansco Plastic Reels
4 minutes wash time, saves water



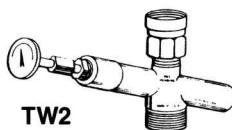
Darkroom
Cleaner
Model BG2
22 oz.
For sinks, Tanks, Reels
Safe & Effective




Flowmeters
CF-50376LA - .5 to
5GPM
CF50750L - 2 to 10
GPM
CF5 - Installation and
plumbing into
"Plumbing Assembly"
(above) or Processor.
Allows visual check on
wash water.



E27
Vacuum breaker, non-
removable type with $\frac{3}{4}$ "
hose inlet and outlet.



TW2
Thermometer Well
Monitors water temperature at tap.
Attaches to $\frac{3}{4}$ " hose threads (adapter
available for other faucets). Built-in filter
traps impurities at inlet source.
Model GT100R Thermometer



**PVC Gooseneck
Faucet**
Used where distilled,
deionized water, air and
chemicals are piped. No
metal contamination to
waters or chemical
attack to these UPVC
parts.
22060 - Deck Mount
22062 - Wall Mount