

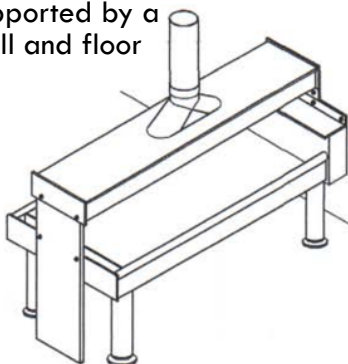
STAINLESS STEEL VENT-HOODS

SUPPORTS FOR A WIDE VENT-HOOD OVER A WALK-AROUND SINK

THERE ARE MANY WAYS TO SUPPORT THE MODEL: "SNVHWA" WIDE VENT-HOOD OVER A WALK-AROUND DARKROOM SINK. ILLUSTRATED BELOW ARE THE MOST PRACTICAL AND SUCCESSFUL WAYS WE HAVE FOUND TO WORK WELL AND NOT IMPEDE WORK FLOW.

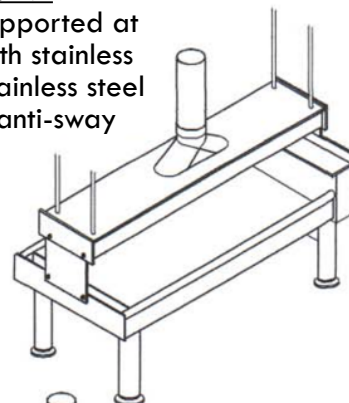
- #1. - PENINSULA SINK SUPPORTED BY WALL & FLOOR
- #2. - PENINSULA SINK SUPPORTED BY WALL & HANGER RODS WITH AN ANTI-SWAY PLATE
- #3. - ISLAND SINK SUPPORTED BY HANGER RODS AT BOTH ENDS WITH ANTI-SWAY PLATES
- #4. - ISLAND SINK SUPPORTED BY THE FLOOR AT BOTH ENDS
- #5. - LONG SINK WITH A LONG VENT-HOOD WITH TWO STACKS AS AN "ISLAND SINK" IS SUPPORTED BY THE FLOOR AT BOTH ENDS OR AS A PENINSULA SINK BY THE WALL AND THE FLOOR (SEE CATALOG PAGE #1-6 FOR DETAILS ON THE WIDE VENT-HOODS)

#1 PENINSULA SINK
with vent-hood
supported by a
wall and floor



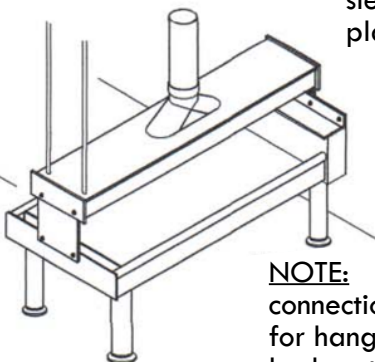
#3 ISLAND SINK

vent-hood supported at
both ends with stainless
steel rods, stainless steel
sleeves and anti-sway
plates

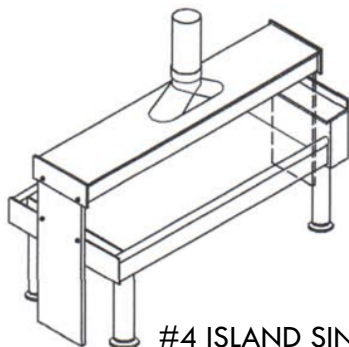


NOTE:
connections at ceiling
for hanger rods shall
be by others

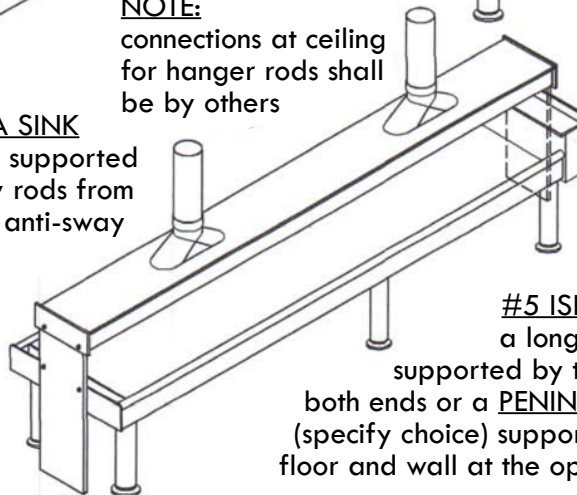
#2 PENINSULA SINK
with vent-hood supported
by a wall & by rods from
above with an anti-sway
plate



#4 ISLAND SINK
with vent-hood
supported by the
floor at both ends



#5 ISLAND SINK
a long vent-hood
supported by the floor at
both ends or a PENINSULA SINK
(specify choice) supported by the
floor and wall at the opposite end



(NOTE: ALL VENT-HOOD STACKS ARE 8"Ø STAINLESS STEEL FUME DUCT AND WILL FIT A CEILING 10' HIGH)