




Utime

Great value worktops
and breakfast bars



Ultime **30mm**
Curved Edge

Ultime **40mm**
Curved Edge

Just two simple steps to your perfect worktop

- 1** Select the thickness of your worktop from our 30mm or 40mm selection.
- 2** Choose your décor. See the décor availability charts on pages 12 and 14.

As easy as riding a bicycle:
that's Ultime!

30mm Curved Edge

30mm thickness worktops and breakfast bars* with colour matched upstands and splashbacks that won't break the budget.

Slimline

It's 30mm thickness is in tune with the current kitchen design demand for thinner worktops.

On trend

The leading edge of Ultime 30mm Curved Edge worktops and both long edges of Ultime 30mm Curved Edge breakfast bars* have classic, gently curved edges: which look great!

Low cost


Ultime 30mm Curved Edge is the lowest price range from the Ultime Collection.

Décor choice

15 sophisticated solid colour, granite, marble, wood and patterned décors to choose from.

Full availability information can be found on page 12.

*Breakfast bars are sometimes called island units or peninsula units.



40mm Curved Edge

40mm thickness worktops and breakfast bars* with solid colour, granite, marble, wood and patterned décors. All available with colour matched upstands and splashbacks at a great value price.

Curved-Edge

Ultime 40mm Curved Edge has a modern, tightly curved profile for the leading edge of the worktops and both long edges of the breakfast bars*. These new curved edges give Ultime 40mm Curved Edge an almost square edge look, which is a very popular kitchen surface trend.

Solid look

The laminate wraps around the top and bottom surface of each worktop and breakfast bar edge, giving Ultime 40mm Curved Edge additional protection and a stylishly solid look.

Décor choice

28 sophisticated solid colour, granite, marble, wood and patterned décors to choose from.

Full availability information can be found on page 14

*Breakfast bars are sometimes called island units or peninsula units.

Breakfast Bars* and Worktops

The extra width of breakfast bars* in the Utime Collection gives you the room to prepare food and sit together with your family and friends, whilst socialising and enjoying a meal.

The image on the right shows a Utime 40mm Curved Edge breakfast bar* with a Utime 40mm Curved Edge worktop in the background. All the décors of the Utime Collection are available for both breakfast bars* and worktops.

Breakfast Bars

3000mm x 900mm



Worktops

3000mm x 600mm



*Breakfast bars are sometimes called island units or peninsula units.



Ultime Upstands

3000 x 100 x 18mm

Colour matched Ultime upstands will add the finishing touch to your worktop and breakfast bar* installation. Not only do Ultime upstands look great, they protect your walls by providing an effective barrier to water and impact.

Easy to install and keep clean, upstands are also good value for money.

All the décors in the upstand range exactly match the décors of the complete Ultime Collection of worktops and breakfast bars*.

Full availability information can be found on pages **12 and 14**.

*Breakfast bars are sometimes called island units or peninsula units.

Ultime Splashbacks

3000 x 1290 x 8mm

Ultime splashbacks are a cost effective alternative to tiles. And, because most splashbacks are installed without any joints, they are much more hygienic than the grouted joints of tiles: where germs can develop.

Just like Ultime upstands, Ultime splashbacks are produced with the same décors that are used by Ultime worktops and breakfast bars, so you get a beautiful seamless look. Ultime splashbacks will also protect your walls by providing an effective barrier against water, cooking fats and impact.

And, a seamless splashback is so easy to wipe clean!

Matching splashbacks are available for every décor in the complete Ultime Collection of worktops and breakfast bars*.

Full availability information can be found on pages 12 and 14.

*Breakfast bars are sometimes called island units or peninsula units.



Ultime Quality

All Ultime products are manufactured in accordance with the BS/EN 4965 standard. This gives you the best possible heat, water, abrasion and impact resistance for laminated products.

The BS/EN438 laminate surface is bonded to EN312/2003 E1 high density particle board. A waterproof foil is bonded to the underside of each Ultime worktop and breakfast bar: this gives protection from water penetration. Each Ultime worktop and breakfast bar also has a polyurethane seal to protect the long edges from water penetration. The rear edges of all Ultime worktops and breakfast bars are also waterproofed.

Quartz décors have a protective foil to prevent surface damage from scratching and scuffs during delivery to your home. The foil is removed during the installation process. Each Ultime worktop and breakfast bar is delivered with a free of charge loose laminate edge for your installer to seal all edges cut on site.

The Ultime Collection has achieved the ultimate mark of quality – the FIRA Gold Award. All Ultime products are supplied with protective polythene wrapping.





Surface Finishes

There's something for everyone

In addition to the huge selection of solid colours, woods, granites, marbles and abstract décors that the Ultime Collection can offer, there are 6 exciting laminate surface finishes to complement your chosen décor.

Gloss*

This highly reflective, luxurious surface is one of our most dramatic finishes. However, it does require a little more care and attention to retain its glamour.

Matt

Matt is used with some of our stone and wood décors where the delicately textured surface helps to authentically create the look and feel of a natural surface.

Quartz*

A reflective surface, incorporating dazzling multi-coloured metallic elements which are freely distributed to give you a unique finish and look. However, it does require a little more care and attention to retain its glamour.

Satin

Satin produces a semi-polished sheen to enhance the colours of the décors that use this attractive texture. It also has the benefit of being a hard wearing finish.

Wood

A subtle variety of textures which follow the natural grain of real wood.

Stone


Stone has the same non-reflective and subtle unevenness of freshly quarried natural stone, but is easy to clean and maintain.

* Gloss and Quartz surfaces are more prone to scratching than other worktop finishes, so please take additional care when handling and cleaning.

Please check our availability charts on pages 12 and 14 for each Ultime surface finish and texture.

Ultime 30mm Curved Edge Décor Collection


Every décor in the Ultime 30mm Curved Edge Collection has been designed to complement the colour scheme of your kitchen. Choose from 15 sophisticated options, everything from solid colour, granite, marble, wood and patterned décors. Take a look at the full size swatch pages at the back of this brochure, so that you can see what your installed worktop will look like.




White (Satin)



White Milano Marble (Matt)




Portland Cement (Matt)




Grey Dust (Matt)




Graphite Particles (Satin)




Taurus Beige (Matt)




Taurus Black (Satin)



Black Slate (Gloss)



Black Slate (Satin)



Natural Blocked Beech (Matt)




Rustic Natural Oak (Wood)




Blocked Oak (Matt)



Colmar Oak (Wood)



Walnut Butcher Block (Matt)



Grey Oakwood (Wood)

Ultime 30mm Curved Edge Availability Chart

30mm Décors

	Textures	Price Band	Worktops	Breakfast Bars	Upstands	Splashbacks
			3000 x 600 x 30mm	3000 x 900 x 30mm	3000 x 100 x 18mm	3000 x 1290 x 8mm
Black Slate	Gloss	A	■	■	■	■
Black Slate	Satin	A	■	■	■	■
Blocked Oak	Matt	A	■	■	■	■
Colmar Oak	Wood	A	■	■	■	■
Graphite Particles	Satin	A	■	■	■	■
Grey Dust	Matt	A	■	■	■	■
Grey Oakwood	Wood	A	■	■	■	■
Natural Blocked Beech	Matt	A	■	■	■	■
Portland Cement	Matt	A	■	■	■	■
Rustic Natural Oak	Wood	A	■	■	■	■
Taurus Beige	Matt	A	■	■	■	■
Taurus Black	Satin	A	■	■	■	■
Walnut Butcher Block	Matt	A	■	■	■	■
White	Satin	A	■	■	■	■
White Milano Marble	Matt	A	■	■	■	■




BLOCKED OAK

Ultime 40mm Curved Edge Décor Collection

Every décor in the Ultime 40mm Curved Edge Collection has been designed to complement the colour scheme of your kitchen.

Choose from 28 sophisticated options, everything from solid colour, granite, marble, wood and patterned décors.

Take a look at the full size swatch pages at the back of this brochure, so that you can see what your installed worktop will look like.



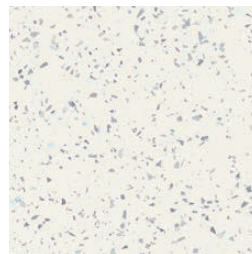
White (Matt)



Carrera Marble (Matt)



Venetian Marble (Matt)




Snow Spark (Quartz)




Brown Pepper Dust (Matt)




Grey Lightning Stone (Matt)




Terrazzo Marble (Matt)



Light Grey Particles (Matt)



Grey Dust (Matt)



Grey Peppered Spark (Quartz)




Weathered Slate (Matt)




Iron Oxide (Stone)




Graphite Particles (Satin)



Night Cloud (Stone)




Tabriz Marble (Matt)



Black Spark (Quartz)




Scandinavian Oak (Wood)



Blocked Oak (Matt)




Colmar Oak (Wood)



Cypress Cinnamon (Wood)

Ultime 40mm Curved Edge Availability Chart




Cloudy Concrete [Matt]




Grey Shuttered Concrete [Wood]



Sand Spark [Quartz]




Taurus Beige [Matt]



Black Slate [Gloss]



Black Slate [Satin]



Grey Oakwood [Wood]



Weathered Pine [Wood]

40mm Décors

	Textures	Price Band	Worktops	Breakfast Bars	Upstands	Splashbacks
			3000 x 600 x 40mm	3000 x 900 x 40mm	3000 x 100 x 18mm	3000 x 1290 x 8mm
Black Slate	Gloss	A	■	■	■	■
Black Slate	Satin	A	■	■	■	■
Black Spark	Quartz	B	■	■	■	■
Blocked Oak	Matt	A	■	■	■	■
Brown Pepper Dust	Matt	A	■	■	■	■
Carrera Marble	Matt	A	■	■	■	■
Cloudy Concrete	Matt	A	■	■	■	■
Colmar Oak	Wood	A	■	■	■	■
Cypress Cinnamon	Wood	A	■	■	■	■
Graphite Particles	Satin	A	■	■	■	■
Grey Dust	Matt	A	■	■	■	■
Grey Lightning Stone	Matt	A	■	■	■	■
Grey Oakwood	Wood	A	■	■	■	■
Grey Peppered Spark	Quartz	B	■	■	■	■
Grey Shuttered Concrete	Wood	A	■	■	■	■
Iron Oxide	Stone	A	■	■	■	■
Light Grey Particles	Matt	A	■	■	■	■
Night Cloud	Stone	A	■	■	■	■
Sand Spark	Quartz	B	■	■	■	■
Scandinavian Oak	Wood	A	■	■	■	■
Snow Spark	Quartz	B	■	■	■	■
Tabriz Marble	Matt	A	■	■	■	■
Taurus Beige	Matt	A	■	■	■	■
Terrazzo Marble	Matt	A	■	■	■	■
Venetian Marble	Matt	A	■	■	■	■
Weathered Pine	Wood	A	■	■	■	■
Weathered Slate	Matt	A	■	■	■	■
White	Matt	A	■	■	■	■

Please note: Ultime 40mm has two price bands A and B where A is the lowest price and B is the highest price due to different levels of décor and texture sophistication.



The Ultime Collection

There's something for everyone