



Apexstone  
SOLID KITCHEN SURFACES

Apexstone is a range of versatile surfaces that have all the beauty and feel of natural stone combined with exceptional practicality.





10

4

5

3

6

1

2

8

**avalon**  
worktops, windowsill,  
splashbacks, upstands  
and cabinet shelving

**pure acrylic white**  
aras sink

**taj mahal**  
breakfast bar



# Apexstone in the kitchen



Apexstone is the ideal kitchen surface. This image shows you some of the practical and beautiful features you can have incorporated into your kitchen surfaces.

## 1. Worktops

The surface that works the hardest! Seamlessly incorporating sinks, drainer grooves, taps and hobs.

## 2. Island units and breakfast bar areas

An extra wide surface for preparing food and eating with friends and family. There's even a place for the children to do their homework.

## 3. Upstands

Upstands give you a hygienic and durable barrier from water and impact.

## 4. Splashbacks

A cost effective and hygienic alternative to tiles. Easy to clean: just a wipe down is all that's needed.

## 5. Hobs

Whether you own a ceramic or gas or induction hob, all types will work perfectly within your Apexstone surface.

## 6. Sinks

All styles of sinks and bowls work perfectly with Apexstone surfaces.

## 7. Recessed drainers and grooves

You can have waterproof drainer grooves seamlessly incorporated into your Apexstone surface. As shown in the image, you can also choose a recessed drainer to keep the rest of your surfaces dry and clean.

## 8. Decorative end panels

A decorative end panel seamlessly connects your Apexstone worktop, breakfast bar or island unit to the floor.

## 9. Windowsills

Apexstone offers a great alternative to traditional white painted timber or UPVC windowsills. It's also completely waterproof and easy to wipe clean.

## 10. Cabinet frame and shelving panels

As you can see with the oven and fridge housing unit in this image, colour matched Apexstone can be seamlessly fitted around the walls of your cabinets and form an attractive shelving area.


# 10 reasons to buy Apexstone

Turn the page and read on to find out why  
Apexstone is the perfect surface for every room  
in your home.

# no. 1 size matters

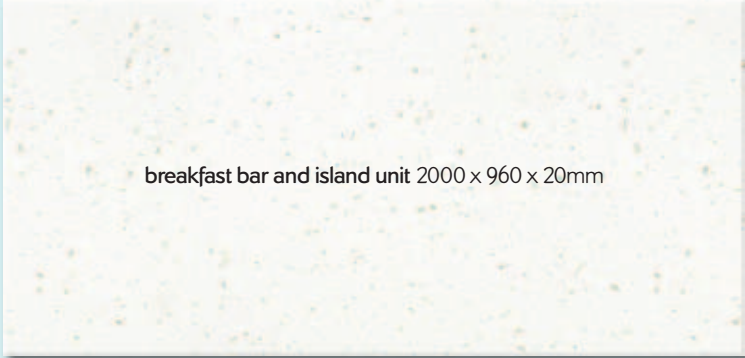
Your installer can machine standard Apexstone components to perfectly fit the dimensions of your kitchen, bathroom and utility room. You can even have dimensions that are much larger than these standard components, using Apexstone's amazing seamless jointing technology.

All components are available using all of the Apexstone décors.



worktop 3000 x 650 x 20mm

**worktop,  
breakfast bar  
and island unit  
components**

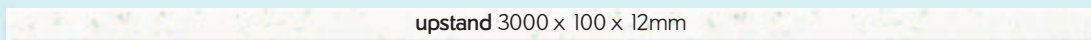


breakfast bar and island unit 2000 x 960 x 20mm

## decorative end panels machined from worktop, breakfast bar and island unit components



## 12mm splashback and upstand components





no.2  
durable



## the resilient surface for modern living

Apexstone is designed for modern living.  
Its solid construction means that Apexstone can easily  
deal with the stresses and strains of being a hard working  
surface in the kitchen, bathroom or utility room.





## perfect for all wet areas

Apexstone is a pure solid surface through and through. It has no chipboard or any other absorbent core, making Apexstone completely waterproof. However much steam and water there is in the kitchen, utility room and bathroom, Apexstone is completely at home and secure.

The 100% waterproof quality of Apexstone makes it one of the most hygienic surfaces available because a clean, dried surface prevents bacteria from developing.

Easy to maintain and user friendly, Apexstone's surface washes off every day marks with just soap and water, leaving it looking as good as new.

no.3  
waterproof



Apexstone  
cool steel sparkle

no.4  
seamless integration





## joints that are inconspicuous!

Simple yet classy. Apexstone's seamless joints create a naturally flowing appearance that is not only smart, but also hygienic, completely waterproof and so easy to clean. Better still, Apexstone's pure acrylic sinks and bowls can also be seamlessly integrated into Apexstone's super-hygienic surface.



no.5  
hygienic





## the safest surface

Apexstone is a completely safe surface on which to prepare and eat food, even if the children have taken over the kitchen! It's easy to clean and waterproof, so harmful germs are prevented from being retained on the surface. And, because Apexstone has smooth imperceptible seams, there are no unsightly joints in which dangerous bacteria can develop.

# no.6 speed of fitting

## no special tools needed

By carefully following the Apexstone installation instructions, Apexstone can be safely fitted in your home using standard woodworking tools. So Apexstone successfully avoids all the time consuming delays and inconvenience of other surfaces. And, the ex-stock silky surface texture of Apexstone saves your installer time during the final finishing stage.



### step one

Your installer fits your kitchen cabinets.



### step two

The Apexstone worktops are cut to size and placed on top of your cabinets with the sink fitted.







### step three

The Apexstone breakfast bar and worktop are clamped together to form a seamless joint.



### step four

The decorative end panel is fitted seamlessly to the breakfast bar.



### step five

The splashback and upstands are installed.



### step six

To complete the installation the hob is integrated into the Apexstone worktop.





no.7  
colour all the  
way through

## consistent throughout

Apexstone's colourful stone effects are not just skin deep, they run consistently throughout its thickness. So, unlike many other worksurface materials, you can have uniquely stylish and practical features.

Take a look below to see two of these features.



### Get into the groove

Hygienic drainer grooves can be easily installed into your Apexstone surfaces beside your under-mounted sink. And all this is done without any loss of colour or durability.




### Ahead of the curve

Apexstone can be easily curved without any loss of colour or the need for unsightly joints. It can follow the contours of your cabinet design and give you a great looking corner on your island unit.


# no.8 the décor collection

Each décor in the Apexstone range has been designed to effortlessly complement the colour scheme of your kitchen, bathroom or utility room. Choose from 17 distinctive options, everything from natural plain colours and classic marbles to beautiful stone effects such as avalon or sidewalk. Décor image scale is 1:2.

Also, take a look at page 27 to see full size décor images within the swatch pages of this brochure.



pure white



angel




snow quartz



arctic




taj mahal



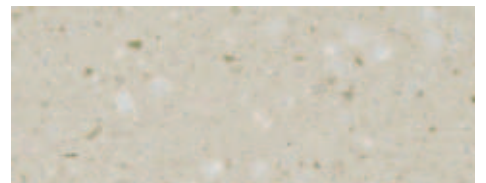
colosseum



lotus temple



san marco



cotswold

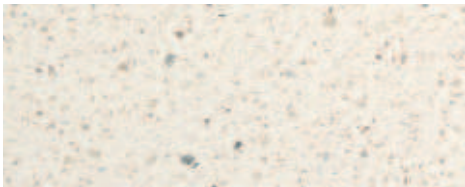


Full sheet of san marco seamlessly jointed into a right angle.


## the complete picture

Unlike all the other Apexstone décors, you need a larger image to see the beauty of the 7 marble-effect décors: san marco, taj mahal, madison avenue, parisian cafe, broadway, colosseum and lotus temple. Full worktop images of all the Apexstone marble décors can be found within the swatch pages of this brochure, starting on page 27.


All Apexstone marbles with veined designs can be seamlessly jointed into a right angled corner as shown in this image of san marco. The same attractive 'book-matched' effect can be created by your installer.



alaskan




broadway



madison avenue



sidewalk\*




avalon



parisian cafe\*



cool steel sparkle\*



cosmic gold quartz\*

\* These darker décors may require additional maintenance.  
Please refer to our leaflet: How to care for your solid surfaces.

Stainless steel sink under-  
mounted into a Apexstone  
**snow quartz** worktop

no.9  
wide range  
of sinks,  
bowls and  
drainers



Acrylic sink and drainer grooves recessed into this Apexstone **arctic** worktop so that splashes remain in the sink and drainer area



## sink, bowl and surface integration

The majority of sinks and bowls fully integrate with Apexstone's worksurfaces inconspicuously, leaving no overhanging rims. This feature ensures a completely hygienic, easy to clean surface with a smooth, seamless look. The drainer grooves can be graduated from 2–5mm to create a waterfall effect that drains away drips and splashes. And, the sink and drainer can be recessed into the Apexstone worksurface so that the rest of your surfaces can be kept clean and dry.

All brands, materials and styles of undermount and inset sinks can be used with Apexstone.

Pure acrylic white sink and  
drainer grooves seamlessly  
installed into a Apexstone  
**snow quartz** worktop







no. 10  
ready to go with a  
10 year warranty

## peace of mind

It's reassuring to know that all Apexstone surfaces have a 10 year warranty and can be made to look as good as new again in the unlikely event of being damaged.





# something for everyone

Whether upgrading your kitchen, renovating a utility room or face-lifting your bathroom, choosing the right décor for your colour scheme has never been easier with our handy printed decor swatches. Simply flick through the following pages, find your perfect décor, then get in touch with your designer to discuss the finer details.

Your Apexstone surface will be hand finished by your installer. We recommend when installed into a kitchen or utility room that Apexstone is finished to a soft sheen. This will leave a surface that is beautiful, yet easier to maintain. It is possible to finish Apexstone to a high gloss, however this is only suitable in areas where the use of the surface will be gentler: such as in a typical bathroom. High gloss finishes require more care and maintenance. Please consult your installer to find out more details.













full worktop image  
of **taj mahal** to show  
the marble effect over  
a 3000mm length.

scale 1:20

sample scale 1:1

full worktop image  
of **colosseum** to show  
the marble effect  
over a 3000mm length.

scale 1:20

Apexstone  
**lotus temple**

full worktop image  
of **lotus temple** to show  
the marble effect over  
a 3000mm length.

scale 1:20

sample scale 1:1



Apexstone  
**san marco**

sample scale 1:1

full worktop image  
of **san marco** to show  
the marble effect over  
a 3000mm length.

scale 1:20







full worktop image  
of **broadway** to show  
the marble effect over  
a 3000mm length.

scale 1:20

sample scale 1:1



Apexstone  
**madison avenue**

sample scale 1:1

full worktop image  
of **madison avenue** to  
show the marble effect  
over a 3000mm length.  
scale 1:20







Apexstone  
avalon

sample scale 1:1



full worktop image  
of **parisian cafe** to show  
the marble effect over  
a 3000mm length.

scale 1:20

sample scale 1:1



Apexstone  
cool steel sparkle

sample scale 1:1





The décor shown  
on the cover is  
Apexstone **lotus temple**

# Apexstone

Whilst every effort has been made to accurately represent the Apexstone colours and textures in this brochure, we are unable to guarantee an exact match due to the limitations of the printing process. E&OE. We reserve the right to update specifications without notice. All dimensions are nominal.

