

Launch Date:	11/10/2013
Fund Size	€596m
Number of Holdings	460
SFDR Class	Article 8

Risk Rating



The Fund has a risk rating of 2. Please see the Fund Guide for more details.

Fund Description

How Zurich calculate risk ratings has changed; for details see communication.

The Prisma 2 Fund is an actively managed fund which aims to achieve growth through capital gains and income from investing across a diversified range of asset classes - global equities, bonds, property, commodities, cash and alternative assets. The strategic and tactical asset allocation strategies employed by the fund managers aim to generate long-term capital growth. The risk of the fund is measured relative to the risk of global equity markets and Prisma 2 has an expected volatility range of 5% to 17.5% of global equity volatility over the long term. This fund invests some of its assets outside the eurozone so a currency risk arises for a euro investor. As the fund is managed from the point of view of a euro investor any currency hedging that may be conducted will be into euros. This fund is managed by Zurich Life.



Prisma 2

The Prisma Range from Zurich

Yearly Investment Performance

Year	2011	2012	2013	2014	2015	2016	2017	2018	2019	2020	2021	2022	2023	2024
Return %	-	-	-	3.2	1.1	1.6	0.3	-1.3	3.1	1.7	2.6	-5.6	5.6	5

Fund Performance



— Prisma 2 Fund

Cumulative Performance (to 30/09/2025)

	3 Months	6 Months	1 Year	3 Years	5 Years
Prisma 2 Fund	1.0%	1.9%	2.6%	12.7%	10.4%


Annualised Performance (to 30/09/2025)

	3 Years P.A.	5 Years P.A.	10 Years P.A.	Since Launch P.A.
Prisma 2 Fund	4.1%	2.0%	1.4%	1.6%

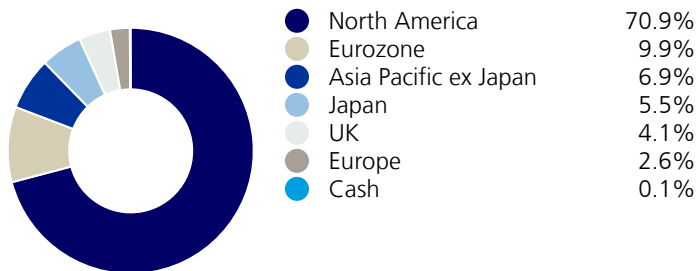
Notes: Annual management charges (AMC) apply. The fund performance shown is before the full AMC is applied on your policy.

Source: FE fundinfo. Returns are based on offer/offer performance and do not represent the return achieved by individual policies linked to the fund.

Asset Distribution (%)* as at 30/09/2025



Geographic Distribution Holdings (%)* as at 30/09/2025



Top Holdings* as at 30/09/2025

Stock	
NVIDIA Corporation	
Apple Inc	
Microsoft Corp.	
Alphabet Inc formerly Google Inc	
Meta Platforms Inc	
Amazon.com Inc	
Broadcom Inc	
Tesla Motors Inc	
Netflix Inc	
AppLovin Corp	

Equity Sector (%)* as at 30/09/2025

Equity Sector Name	Equity Sector Weight
Communications	9.8%
Consumer Discretionary	10.3%
Consumer Staples	3.0%
Energy	2.4%
Financials	17.4%
Health Care	8.6%
Industrials	12.7%
Information Technology	28.0%
Materials	4.5%
Real Estate	1.2%
Utilities	2.1%

*Source: Zurich Life

*Due to rounding some totals might not equal 100%

Warning: The value of your investment may go down as well as up.
Warning: Past performance is not a reliable guide to future performance.
Warning: This product/service may be affected by changes in currency exchange rates.
Warning: If you invest in this product you may lose some or all of the money you invest.

The top holdings and geographic distribution charts relate to the equity portion of the fund. Property portion relates to ETFs invested in quoted property companies. Alternative assets are generally in the form of ETFs. The number and type of alternative assets may change over time. The Global Industry Classification Standard ("GICS") was developed by and is the exclusive property and a service mark of MSCI Inc. ("MSCI") and Standard & Poor's, a division of The McGraw-Hill Companies, Inc. ("S&P") and is licensed for use by Zurich Life Assurance plc. Neither MSCI, S&P nor any third party involved in making or compiling the GICS or any GICS classifications makes any express or implied warranties or representations with respect to such standard or classification (or the results to be obtained by the use thereof), and all such parties hereby expressly disclaim all warranties of originality, accuracy, completeness, merchantability and fitness for a particular purpose with respect to any of such standard or classification. Without limiting any of the foregoing, in no event shall MSCI, S&P, any of their affiliates or any third party involved in making or compiling the GICS or any GICS classifications have any liability for any direct, indirect, special, punitive, consequential or any other damages (including lost profits) even if notified of the possibility of such damages.

Visit zurich.ie for regular fund commentary.

Zurich Life Assurance plc
 Zurich House, Frascati Road, Blackrock, Co. Dublin, A94 X9Y3, Ireland.
 Telephone: 01 283 1301 Fax: 01 283 1578 Website: www.zurich.ie
 Zurich Life Assurance plc is regulated by the Central Bank of Ireland.
 Intended for distribution within the Republic of Ireland.



Launch Date:	11/10/2013
Fund Size	€2,788m
Number of Holdings	460
SFDR Class	Article 8

Risk Rating



The Fund has a risk rating of 3. Please see the Fund Guide for more details.

Fund Description

How Zurich calculate risk ratings has changed; for details see communication.

The Prisma 3 Fund is an actively managed fund which aims to achieve growth through capital gains and income from investing across a diversified range of asset classes - global equities, bonds, property, commodities, cash and alternative assets. The strategic and tactical asset allocation strategies employed by the fund managers aim to generate long-term capital growth. The risk of the fund is measured relative to the risk of global equity markets and Prisma 3 has an expected volatility range of 17.5% to 40% of global equity volatility over the long term. This fund invests some of its assets outside the eurozone so a currency risk arises for a euro investor. As the fund is managed from the point of view of a euro investor any currency hedging that may be conducted will be into euros. This fund is managed by Zurich Life.



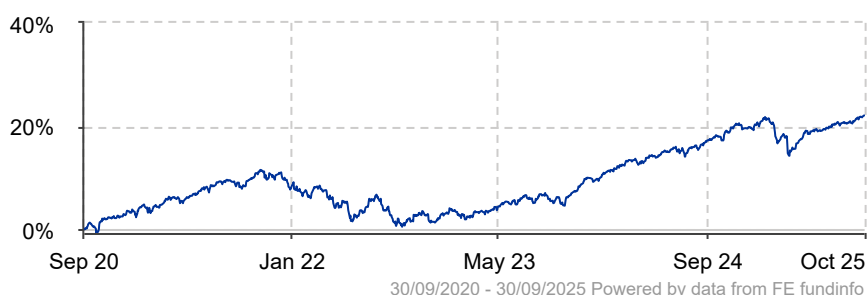
Prisma 3

The Prisma Range from Zurich

Yearly Investment Performance

Year	2011	2012	2013	2014	2015	2016	2017	2018	2019	2020	2021	2022	2023	2024
Return %	-	-	-	7.0	2.7	4.1	2.2	-2.4	8.3	3.4	7.6	-8.6	8.5	8.7

Fund Performance



— Prisma 3 Fund

Cumulative Performance (to 30/09/2025)

	3 Months	6 Months	1 Year	3 Years	5 Years
Prisma 3 Fund	2.2%	3.6%	4.2%	21.2%	22.1%

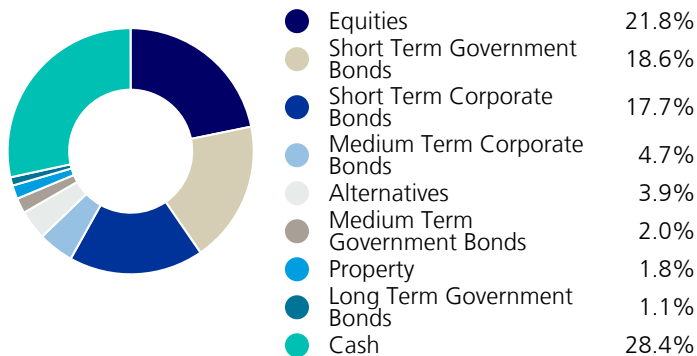
Annualised Performance (to 30/09/2025)

	3 Years P.A.	5 Years P.A.	10 Years P.A.	Since Launch P.A.
Prisma 3 Fund	6.6%	4.1%	3.4%	3.6%

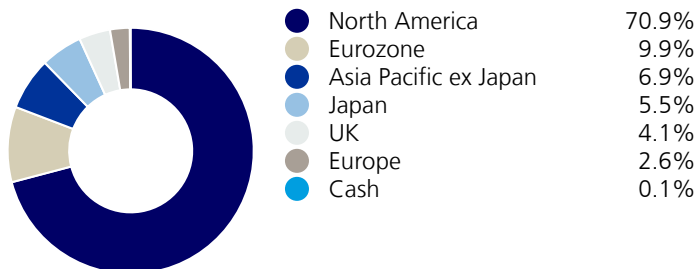
Notes: Annual management charges (AMC) apply. The fund performance shown is before the full AMC is applied on your policy.

Source: FE fundinfo. Returns are based on offer/offer performance and do not represent the return achieved by individual policies linked to the fund.

Asset Distribution (%)* as at 30/09/2025



Geographic Distribution Holdings (%)* as at 30/09/2025



Top Holdings* as at 30/09/2025

Stock	
NVIDIA Corporation	
Apple Inc	
Microsoft Corp.	
Alphabet Inc formerly Google Inc	
Meta Platforms Inc	
Amazon.com Inc	
Broadcom Inc	
Tesla Motors Inc	
Netflix Inc	
AppLovin Corp	

Equity Sector (%)* as at 30/09/2025

Equity Sector Name	Equity Sector Weight
Communications	9.8%
Consumer Discretionary	10.3%
Consumer Staples	3.0%
Energy	2.4%
Financials	17.4%
Health Care	8.6%
Industrials	12.7%
Information Technology	28.0%
Materials	4.5%
Real Estate	1.2%
Utilities	2.1%

*Source: Zurich Life

*Due to rounding some totals might not equal 100%

Warning: The value of your investment may go down as well as up.
Warning: Past performance is not a reliable guide to future performance.
Warning: This product/service may be affected by changes in currency exchange rates.
Warning: If you invest in this product you may lose some or all of the money you invest.

The top holdings and geographic distribution charts relate to the equity portion of the fund. Property portion relates to ETFs invested in quoted property companies. Alternative assets are generally in the form of ETFs. The number and type of alternative assets may change over time. The Global Industry Classification Standard ("GICS") was developed by and is the exclusive property and a service mark of MSCI Inc. ("MSCI") and Standard & Poor's, a division of The McGraw-Hill Companies, Inc. ("S&P") and is licensed for use by Zurich Life Assurance plc. Neither MSCI, S&P nor any third party involved in making or compiling the GICS or any GICS classifications makes any express or implied warranties or representations with respect to such standard or classification (or the results to be obtained by the use thereof), and all such parties hereby expressly disclaim all warranties of originality, accuracy, completeness, merchantability and fitness for a particular purpose with respect to any of such standard or classification. Without limiting any of the foregoing, in no event shall MSCI, S&P, any of their affiliates or any third party involved in making or compiling the GICS or any GICS classifications have any liability for any direct, indirect, special, punitive, consequential or any other damages (including lost profits) even if notified of the possibility of such damages.

Visit zurich.ie for regular fund commentary.

Zurich Life Assurance plc
 Zurich House, Frascati Road, Blackrock, Co. Dublin, A94 X9Y3, Ireland.
 Telephone: 01 283 1301 Fax: 01 283 1578 Website: www.zurich.ie
 Zurich Life Assurance plc is regulated by the Central Bank of Ireland.
 Intended for distribution within the Republic of Ireland.



Launch Date:	11/10/2013
Fund Size	€5,372m
Number of Holdings	460
SFDR Class	Article 8

Risk Rating



The Fund has a risk rating of 4. Please see the Fund Guide for more details.

Fund Description

How Zurich calculate risk ratings has changed; for details see communication.

The Prisma 4 Fund is an actively managed fund which aims to achieve growth through capital gains and income from investing across a diversified range of asset classes - global equities, bonds, property, commodities, cash and alternative assets. The strategic and tactical asset allocation strategies employed by the fund managers aim to generate long-term capital growth. The risk of the fund is measured relative to the risk of global equity markets and Prisma 4 has an expected volatility range of 40% to 80% of global equity volatility over the long term. This fund invests some of its assets outside the eurozone so a currency risk arises for a euro investor. As the fund is managed from the point of view of a euro investor any currency hedging that may be conducted will be into euros. This fund is managed by Zurich Life.



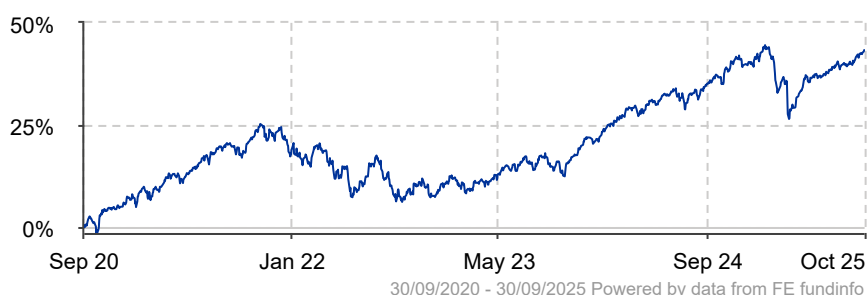
Prisma 4

The Prisma Range from Zurich

Yearly Investment Performance

Year	2011	2012	2013	2014	2015	2016	2017	2018	2019	2020	2021	2022	2023	2024
Return %	-	-	-	14.2	4.9	8.5	5.7	-4.6	17.8	6.9	16.8	-13.3	13.5	14.6

Fund Performance



— Prisma 4 Fund

Cumulative Performance (to 30/09/2025)

	3 Months	6 Months	1 Year	3 Years	5 Years
Prisma 4 Fund	4.2%	6.1%	6.1%	34.9%	43.3%


Annualised Performance (to 30/09/2025)

	3 Years P.A.	5 Years P.A.	10 Years P.A.	Since Launch P.A.
Prisma 4 Fund	10.5%	7.5%	6.7%	7.1%

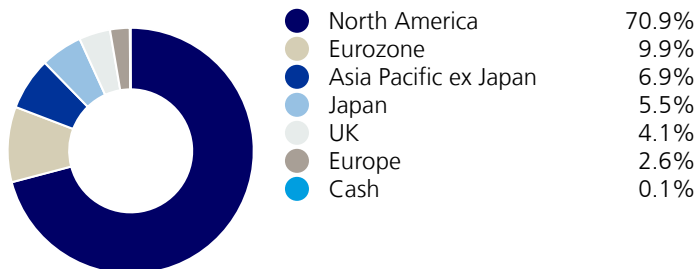
Notes: Annual management charges (AMC) apply. The fund performance shown is before the full AMC is applied on your policy.

Source: FE fundinfo. Returns are based on offer/offer performance and do not represent the return achieved by individual policies linked to the fund.

Asset Distribution (%)* as at 30/09/2025



Geographic Distribution Holdings (%)* as at 30/09/2025



Top Holdings* as at 30/09/2025

Stock	
NVIDIA Corporation	
Apple Inc	
Microsoft Corp.	
Alphabet Inc formerly Google Inc	
Meta Platforms Inc	
Amazon.com Inc	
Broadcom Inc	
Tesla Motors Inc	
Netflix Inc	
AppLovin Corp	

Equity Sector (%)* as at 30/09/2025

Equity Sector Name	Equity Sector Weight
Communications	9.8%
Consumer Discretionary	10.3%
Consumer Staples	3.0%
Energy	2.4%
Financials	17.4%
Health Care	8.6%
Industrials	12.7%
Information Technology	28.0%
Materials	4.5%
Real Estate	1.2%
Utilities	2.1%

*Source: Zurich Life

*Due to rounding some totals might not equal 100%

Warning: The value of your investment may go down as well as up.
Warning: Past performance is not a reliable guide to future performance.
Warning: This product/service may be affected by changes in currency exchange rates.
Warning: If you invest in this product you may lose some or all of the money you invest.

The top holdings and geographic distribution charts relate to the equity portion of the fund. Property portion relates to ETFs invested in quoted property companies. Alternative assets are generally in the form of ETFs. The number and type of alternative assets may change over time. The Global Industry Classification Standard ("GICS") was developed by and is the exclusive property and a service mark of MSCI Inc. ("MSCI") and Standard & Poor's, a division of The McGraw-Hill Companies, Inc. ("S&P") and is licensed for use by Zurich Life Assurance plc. Neither MSCI, S&P nor any third party involved in making or compiling the GICS or any GICS classifications makes any express or implied warranties or representations with respect to such standard or classification (or the results to be obtained by the use thereof), and all such parties hereby expressly disclaim all warranties of originality, accuracy, completeness, merchantability and fitness for a particular purpose with respect to any of such standard or classification. Without limiting any of the foregoing, in no event shall MSCI, S&P, any of their affiliates or any third party involved in making or compiling the GICS or any GICS classifications have any liability for any direct, indirect, special, punitive, consequential or any other damages (including lost profits) even if notified of the possibility of such damages.

Visit zurich.ie for regular fund commentary.

Zurich Life Assurance plc
 Zurich House, Frascati Road, Blackrock, Co. Dublin, A94 X9Y3, Ireland.
 Telephone: 01 283 1301 Fax: 01 283 1578 Website: www.zurich.ie
 Zurich Life Assurance plc is regulated by the Central Bank of Ireland.
 Intended for distribution within the Republic of Ireland.



Launch Date:	11/10/2013
Fund Size	€4,494m
Number of Holdings	460
SFDR Class	Article 8

Risk Rating



The Fund has a risk rating of 5. Please see the Fund Guide for more details.

Fund Description

How Zurich calculate risk ratings has changed; for details see communication.

The Prisma 5 Fund is an actively managed fund which aims to achieve growth through capital gains and income from investing across a diversified range of asset classes - global equities, bonds, property, commodities, cash and alternative assets. The strategic and tactical asset allocation strategies employed by the fund managers aim to generate long-term capital growth. The risk of the fund is measured relative to the risk of global equity markets and Prisma 5 has an expected volatility range of 80% to 120% of global equity volatility over the long term. This fund invests some of its assets outside the eurozone so a currency risk arises for a euro investor. As the fund is managed from the point of view of a euro investor any currency hedging that may be conducted will be into euros. This fund is managed by Zurich Life.



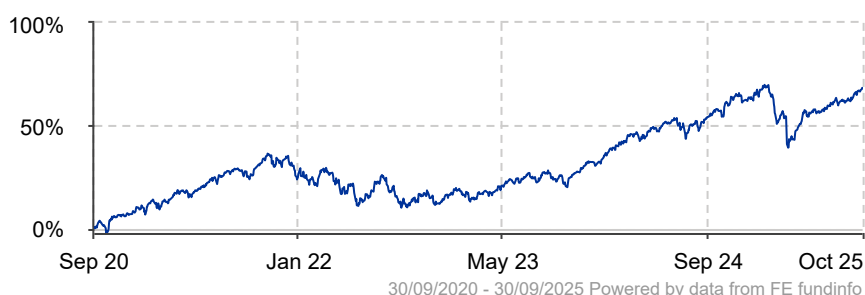
Prisma 5

The Prisma Range from Zurich

Yearly Investment Performance

Year	2011	2012	2013	2014	2015	2016	2017	2018	2019	2020	2021	2022	2023	2024
Return %	-	-	-	16.0	6.2	11.3	7.7	-6.2	26.5	10.9	23.9	-16.7	18.3	22.4

Fund Performance



— Prisma 5 Fund

Cumulative Performance (to 30/09/2025)

	3 Months	6 Months	1 Year	3 Years	5 Years
Prisma 5 Fund	6.6%	9.5%	9.2%	53.1%	68.3%


Annualised Performance (to 30/09/2025)

	3 Years P.A.	5 Years P.A.	10 Years P.A.	Since Launch P.A.
Prisma 5 Fund	15.3%	11.0%	9.9%	9.9%

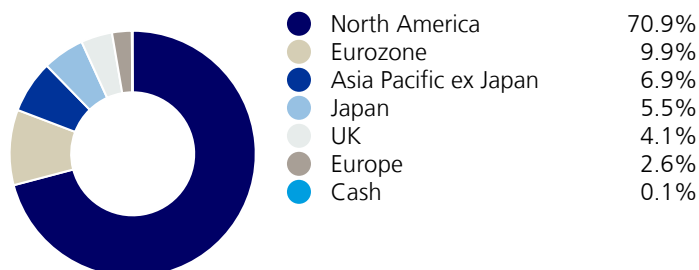
Notes: Annual management charges (AMC) apply. The fund performance shown is before the full AMC is applied on your policy.

Source: FE fundinfo. Returns are based on offer/offer performance and do not represent the return achieved by individual policies linked to the fund.

Asset Distribution (%)* as at 30/09/2025



Geographic Distribution Holdings (%)* as at 30/09/2025



Top Holdings* as at 30/09/2025

Stock	
NVIDIA Corporation	
Apple Inc	
Microsoft Corp.	
Alphabet Inc formerly Google Inc	
Meta Platforms Inc	
Amazon.com Inc	
Broadcom Inc	
Tesla Motors Inc	
Netflix Inc	
AppLovin Corp	

Equity Sector (%)* as at 30/09/2025

Equity Sector Name	Equity Sector Weight
Communications	9.8%
Consumer Discretionary	10.3%
Consumer Staples	3.0%
Energy	2.4%
Financials	17.4%
Health Care	8.6%
Industrials	12.7%
Information Technology	28.0%
Materials	4.5%
Real Estate	1.2%
Utilities	2.1%

*Source: Zurich Life

*Due to rounding some totals might not equal 100%

Warning: The value of your investment may go down as well as up.
Warning: Past performance is not a reliable guide to future performance.
Warning: This product/service may be affected by changes in currency exchange rates.
Warning: If you invest in this product you may lose some or all of the money you invest.

The top holdings and geographic distribution charts relate to the equity portion of the fund. Property portion relates to ETFs invested in quoted property companies. Alternative assets are generally in the form of ETFs. The number and type of alternative assets may change over time. The Global Industry Classification Standard ("GICS") was developed by and is the exclusive property and a service mark of MSCI Inc. ("MSCI") and Standard & Poor's, a division of The McGraw-Hill Companies, Inc. ("S&P") and is licensed for use by Zurich Life Assurance plc. Neither MSCI, S&P nor any third party involved in making or compiling the GICS or any GICS classifications makes any express or implied warranties or representations with respect to such standard or classification (or the results to be obtained by the use thereof), and all such parties hereby expressly disclaim all warranties of originality, accuracy, completeness, merchantability and fitness for a particular purpose with respect to any of such standard or classification. Without limiting any of the foregoing, in no event shall MSCI, S&P, any of their affiliates or any third party involved in making or compiling the GICS or any GICS classifications have any liability for any direct, indirect, special, punitive, consequential or any other damages (including lost profits) even if notified of the possibility of such damages.

Visit zurich.ie for regular fund commentary.

Zurich Life Assurance plc

Zurich House, Frascati Road, Blackrock, Co. Dublin, A94 X9Y3, Ireland.
 Telephone: 01 283 1301 Fax: 01 283 1578 Website: www.zurich.ie
 Zurich Life Assurance plc is regulated by the Central Bank of Ireland.
 Intended for distribution within the Republic of Ireland.



Launch Date:	11/10/2013
Fund Size	€481m
Number of Holdings	460
SFDR Class	Article 8

Risk Rating



The Fund has a risk rating of 5. Please see the Fund Guide for more details.

Fund Description

How Zurich calculate risk ratings has changed; for details see communication.

The Prisma Max Fund is an actively managed fund which aims to achieve growth through capital gains and income from investing across a diversified range of global asset classes - equities, bonds, property, commodities, cash and alternative assets. The strategic and tactical asset allocation strategies employed by the fund managers aim to generate long-term capital growth with an equity range of 85% to 95%. This fund invests some of its assets outside the eurozone so a currency risk arises for a euro investor. As the fund is managed from the point of view of a euro investor any currency hedging that may be conducted will be into euros. This fund is managed by Zurich Life.



Prisma Max

The Prisma Range from Zurich

Yearly Investment Performance

Year	2011	2012	2013	2014	2015	2016	2017	2018	2019	2020	2021	2022	2023	2024
Return %	-	-	-	7.4	7.9	9.8	8.7	-5.4	28.1	13.7	25.3	-19.1	21.3	25.4

Fund Performance



— Prisma Max Fund

Cumulative Performance (to 30/09/2025)

	3 Months	6 Months	1 Year	3 Years	5 Years
Prisma Max Fund	7.0%	11.5%	9.6%	61.5%	74.2%


Annualised Performance (to 30/09/2025)

	3 Years P.A.	5 Years P.A.	10 Years P.A.	Since Launch P.A.
Prisma Max Fund	17.3%	11.7%	11.0%	10.0%

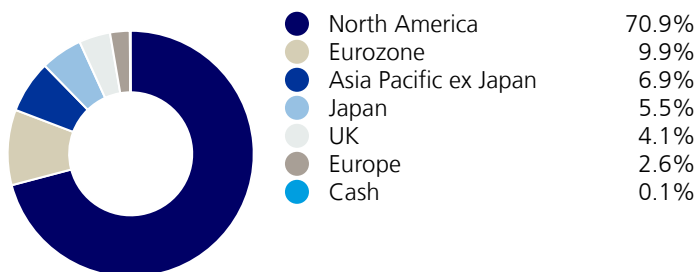
Notes: Annual management charges (AMC) apply. The fund performance shown is before the full AMC is applied on your policy.

Source: FE fundinfo. Returns are based on offer/offer performance and do not represent the return achieved by individual policies linked to the fund.

Asset Distribution (%)* as at 30/09/2025



Geographic Distribution Holdings (%)* as at 30/09/2025



Top Holdings* as at 30/09/2025

Stock	
NVIDIA Corporation	
Apple Inc	
Microsoft Corp.	
Alphabet Inc formerly Google Inc	
Meta Platforms Inc	
Amazon.com Inc	
Broadcom Inc	
Tesla Motors Inc	
Netflix Inc	
AppLovin Corp	

Equity Sector (%)* as at 30/09/2025

Equity Sector Name	Equity Sector Weight
Communications	9.8%
Consumer Discretionary	10.3%
Consumer Staples	3.0%
Energy	2.4%
Financials	17.4%
Health Care	8.6%
Industrials	12.7%
Information Technology	28.0%
Materials	4.5%
Real Estate	1.2%
Utilities	2.1%

*Source: Zurich Life

*Due to rounding some totals might not equal 100%

Warning: The value of your investment may go down as well as up.
Warning: Past performance is not a reliable guide to future performance.
Warning: This product/service may be affected by changes in currency exchange rates.
Warning: If you invest in this product you may lose some or all of the money you invest.

The top holdings and geographic distribution charts relate to the equity portion of the fund. Property portion relates to ETFs invested in quoted property companies. Alternative assets are generally in the form of ETFs. The number and type of alternative assets may change over time. The Global Industry Classification Standard ("GICS") was developed by and is the exclusive property and a service mark of MSCI Inc. ("MSCI") and Standard & Poor's, a division of The McGraw-Hill Companies, Inc. ("S&P") and is licensed for use by Zurich Life Assurance plc. Neither MSCI, S&P nor any third party involved in making or compiling the GICS or any GICS classifications makes any express or implied warranties or representations with respect to such standard or classification (or the results to be obtained by the use thereof), and all such parties hereby expressly disclaim all warranties of originality, accuracy, completeness, merchantability and fitness for a particular purpose with respect to any of such standard or classification. Without limiting any of the foregoing, in no event shall MSCI, S&P, any of their affiliates or any third party involved in making or compiling the GICS or any GICS classifications have any liability for any direct, indirect, special, punitive, consequential or any other damages (including lost profits) even if notified of the possibility of such damages.

Visit zurich.ie for regular fund commentary.

Zurich Life Assurance plc
 Zurich House, Frascati Road, Blackrock, Co. Dublin, A94 X9Y3, Ireland.
 Telephone: 01 283 1301 Fax: 01 283 1578 Website: www.zurich.ie
 Zurich Life Assurance plc is regulated by the Central Bank of Ireland.
 Intended for distribution within the Republic of Ireland.

