


40/50/60W 3/4/5K Vapor Tight LED

Date:..... Location:

Product:.....Project:.....

Quantity:..... Catalog#



FEATURES

- 3Watts 3CCT, same design with the old vapor lights
- Meet all color demands, Easy install.
- Moisture, Corrosion and rust proof
- 50,000 hours life time, DLC PREMIUM

SUITABLE APPLICATIONS

- Airport, Train station, Subway, Parking lot
- Factory, Workshops, Production line, Warehouse
- Tunnel, Basement, Storage, Roads etc



CONSTRUCTION:

Extruded opal prismatic material with UV protection
End Caps: white PC material

ELECTRICAL:

Available as 100-277V input. -22°F to 104°F.

OPTICAL SYSTEM:

High brightness lumileds LED chips. High quality temp pc optics. 110° beam angle.

INSTALLATION&MOUNTING:

Ceiling Mounting with quick mount back plate for easy installation.

WARRANTY:

5-year limited warranty. Actual performance may differ as a result of end-user environment and application.

PERFORMANCE

Model NO	SIZE	Wattage	Voltage	Light Efficiency	Kelvin Options
LS-VT40/50/60W-XXK	4FT	40/50/60W	100-277V	135LM/W	3000K/4000K/5000K

Electric Characteristic

Model NO	Certificate	Input power	Lumens output	Efficiency	CRI	Color Temperature	lamps efficiency	Equivalent
LS-VT40/50/60W-XXK	ETL DLC	40/50/60W	5400/6750/8100LM	135LM/W	>80	3000-5000K	≥90%	110-200W MH/HPS

OPTIONAL ACCESSORIES

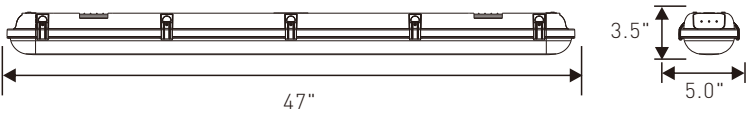


Emergency Battery Backup
Model no: LSED8W



Fast Connection

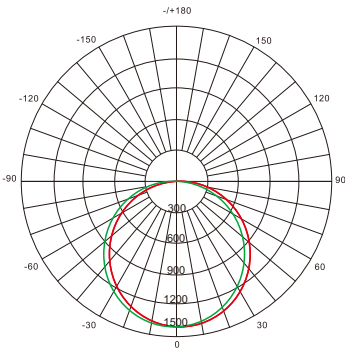
Electric Characteristic



WARNING

- 1. The installation and maintenance must be completed by electricians or professionals.
- 2. Please cut off the power before installation and maintenance.
- 3. The thermally insulating material is not allowed to cover the fixture.
- 4. Please keep away from the corrosive substance, and keep the fixture dry and clean.
- 5. Working temperature: -4°F~104°F, storage temperature: -22°F~140°F.

DISTRIBUTION DIAGRAM



AVERAGE BEAM ANGLE(50%): 113°

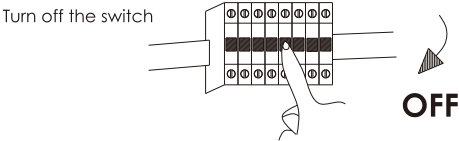
UNIT:CD
Test Number:LS-VT40WF4-50K
Lumens:5200LM
Test Number:40W
Test Number:5000K
— C0/180,110.9
— C30/210,110.5
— C60/240,109.3
— C90/270,109.1

PACKAGE/WEIGHT

Model No	Size	Master Carton Size	Qty/Carton	Weight
		(LxWxH)		(KG) /(LBS)
LS-VT40WF4-50K	4FT	47"×5.7"×3.5"	6	12.5KG/27.7lbs

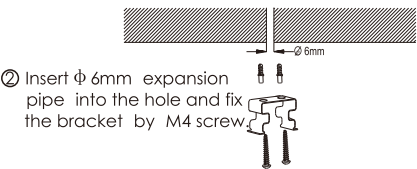

Installation Manual

Step1

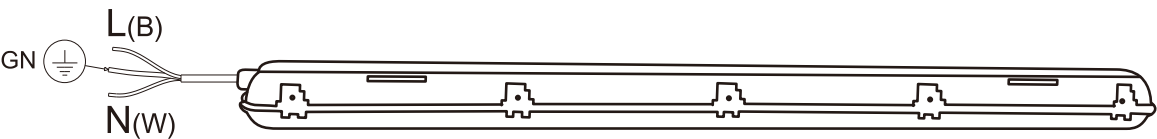


Step2

① Drill $\phi 6\text{mm}$ holes on the roof/wall



Step3

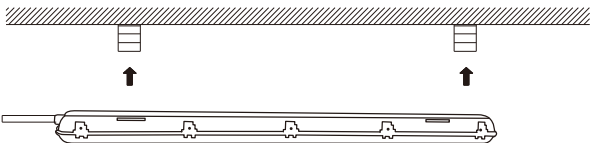


Outlet box

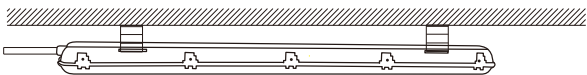
Connect the wire in the outlet box.

Step4

① Ceiling Installation

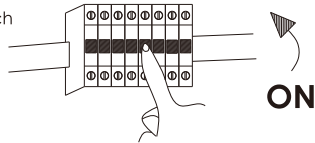


② The final apperence



Step5

Turn on the switch



Caution: Please note that DO NOT use this product in the following places/application

- 1.The place has a large quantity of lampblack and smoke,such as:kitchen and Food processing factory etc.
- 2.The place has a large quantity of chemical corrosive substance,such as:chemical plant and stockyard etc.
- 3.The place has poor temperature conditions,large-scale temperature variation,which would easily lead to broken and damage the product,the applicable operating temperature is between -15 and 45 degrees.

ATTENTION: à noter qu'il ne faut pas utiliser le produit dans les endroits suivants

1. Dans un lieu avec une grande quantité de fumé, par exemple:
cuisine, une usine de transformation alimentaire etc.
2. Dans un endroit avec une grande quantité de substance corrosive chimique,
tels qu'une: usine de produits chimiques, parc de stockage, etc.
3. Dans des lieux froids ou à variations de température à grande échelle,
qui pourrait facilement emmener à casser et/ou endommager le produit. La température de fonctionnement applicable
au produit est comprise entre -15 et 45 degrés.