

EDGE™ SERIES

LED HIGH BAY For High Temp Application



IP66



3G / 5G
Vibration




80°C / 176°F
100°C / 212°F
Operating Temp



5 Years
Warranty



IK10



◆ High Temperature ◆ Heavy Duty



Designed for operation in an environment with ambient temperature up to 100°C/212°F, The low-profile, rugged Edge fixture is a worry-free, low maintenance lamp for maximum reliability, durability and shock, vibration and vandalism resistance, even in the harshest environment.



**Heavy Duty
Industry**



**Chemical
Industry**



**Metal
Treatment**



**Oil and Gas
Industry**

Edge series high temperature LED High Bay sets the industry standard with energy efficiency and durability for the longest-lasting performance in high ambient temperature industrial applications including Manufacturing, Power Generation, Water and Wastewater, Pulp and Paper, Metals and Mining, Chemical and Petrochemical and Oil and Gas.




PRODUCT FEATURES



Excellent thermal management system ensures stable operation at 80°C / 100°C ambient temp.



Long lasting performance L70>100,000 hours.



IP66 for wet location & IK10 impact resistant for the harshest environment.



3G or 5G vibration rated for the most challenging applications.



Hanging ring or universal bracket for any types of installation, both indoor and outdoor.




15 types of optic lens at choice.



PERFORMANCE

LED Chip & CRI	Philips Lumileds / RA>70
Input Voltage	100-277VAC /200-480 VAC
CCT	4500~5500K (2500~5500K Optional)
Beam Angle	20°/30°/50°/90°/110°/150°/30x100°/60x100° 130x70°/70x135°/75x145°/60x150°/73x133°
IP & IK	IP66 / IK10
Driver Brand	Meanwell-HLG / Meanwell-HVG
Power Factor	0.95 minimum
THD	20%Max
Housing	Aluminum Alloy
Work Temp	Max to 80°C/176°F, fixture with driver together Max to 100°C/212°F, fixture with remote driver
Mount Option	Standard U Bracket(Hang Ring)
Warranty	5 Years Warranty





9 Modules ~ 450W



6 Modules ~ 300W



4 Modules ~ 200W



3 Modules ~ 150W



2 Modules ~ 100W



1 Module ~ 50W

SPECIFICATIONS

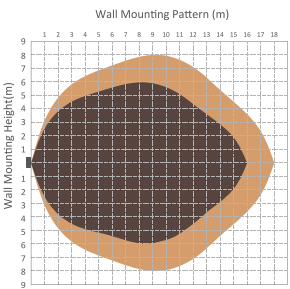
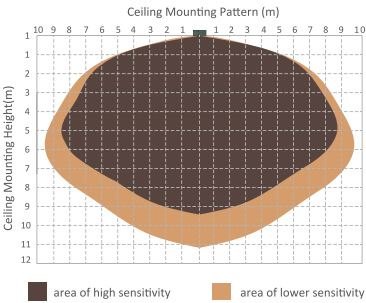
Model	Power	Efficacy(IES)	Total Lumen	Dimension	Net Weight
EO-ED-50HT80	50W	140LPW	7,000lm	273x366x245mm	5.2kg/11.5lbs
EO-ED-100HT80	100W	140LPW	14,000lm	308x366x245mm	7.8kg/17.2lbs
EO-ED-150HT80	150W	140LPW	21,000lm	402x366x245mm	9.3kg/20.5lbs
EO-ED-200HT80	200W	140LPW	28,000lm	496x366x245mm	10.7kg/23.6lbs
EO-ED-300HT80	300W	140LPW	42,000lm	684x366x245mm	16.5kg/36.4lbs
EO-ED-450HT80	450W	140LPW	63,000lm	966x366x245mm	28.0kg/61.7lbs

Microwave Sensor & Dimmer Option



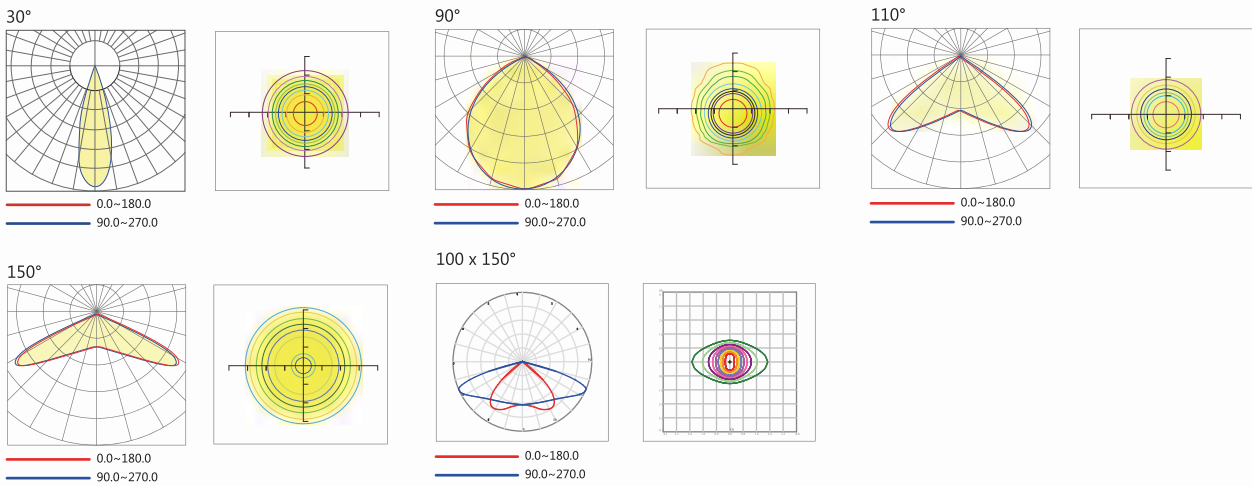
Technical Data			
Operating voltage	120-277V	Standby power	approx. 0.5W
Switched power	Max.capacitive load: 800W @277V, 400W@120V	Warm time	20s
Detection area	10/50/75/100%, can be customized	Sensor principle	Microwave motion detector
Hold time	5S/30S/1min/5min/10min/20min/30min, can be customized	Microwave frequency	5.8GHz+/-75MHz
Standby period	0s/10s/1min/5min/10min/30min/1h/+∞can be customized	Microwave power	<0.2mw
Standby dimming level	10%/20%/30%/50% can be customized	Detection range	Max. (φxH):18m x 10m
Daylight threshold	2~50lux daylight/twilight/darkness, can be customized	Detection angle	30° ~ 150°
Operating temperature	-35°C ~ +70°C	Mounting height	Max.10m
IP rating	IP20, IP65(mounting in Hytronik special box)	Certificate	ETL, FCC

Detection Pattern

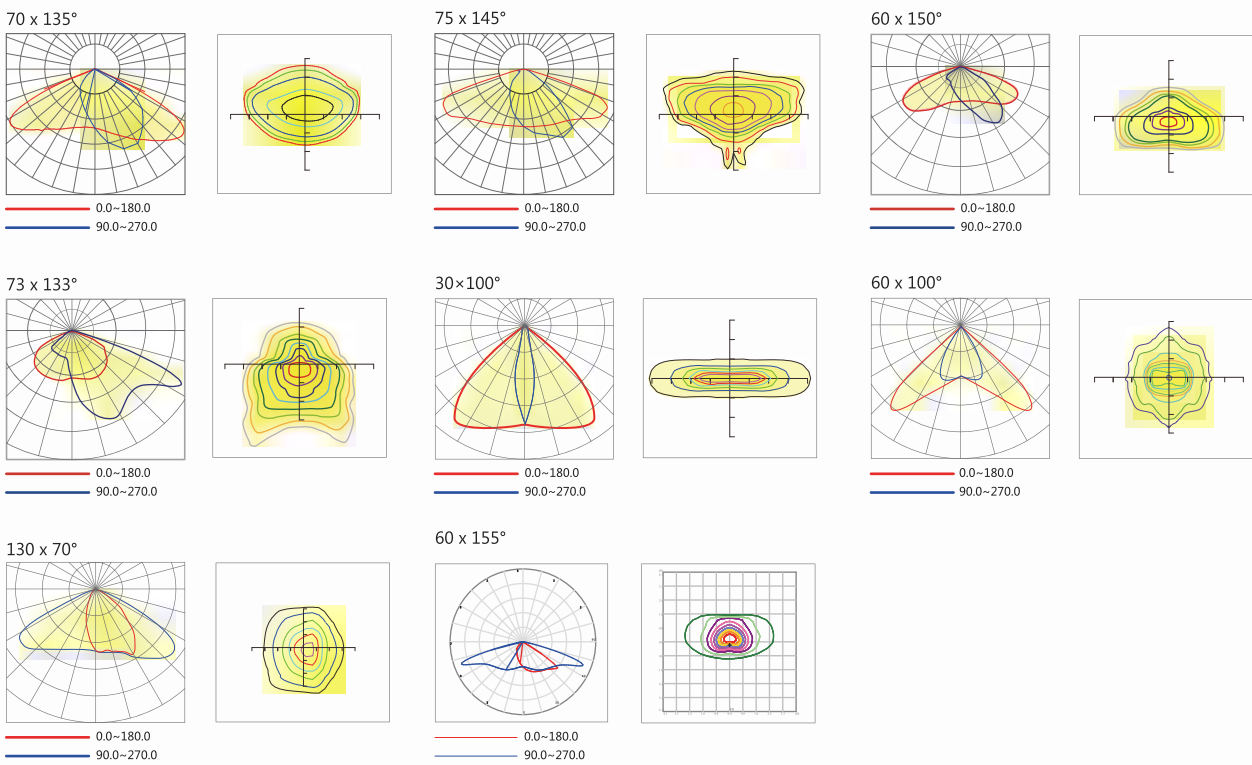


PHOTOMETRICS

Round Light Spot



Rectangular Light Spot



INSTALLATION

For high performance and long term reliability, the light should be installed in free air.

Hanging Ring Mount

1. Tighten the NUT attached to the hanging ring to ensure the hanging ring is securely connected to the light fixture.
2. Hang the ring to the field supplied by the mounting hook or chain.
3. Wiring.(Connect supply wires to luminaire wire leads per the wiring diagram using methods that comply with all applicable codes.)

Universal Bracket

1. Rotate the bracket to the desired angle and tighten screw to lock it.
2. Bolt the universal mounting bracket to the field mounting point. Bolt the center point before the two side points. Tighten the bolts to wrench tight.
3. Wiring.(Connect supply wires to luminaire wire leads per the wiring diagram using methods that comply with all applicable codes.)



Hanging Ring



180° U Bracket



360° Heavy Duty U Bracket



360° Heavy Duty U Bracket + Slip Fitter



ORDERING INFORMATION

E-LITE semicon

