

HDB Market Updates

Apr 2024

Ernest Goh



1. Woodlands

Number of Transactions: 194

Average Price:

\$422,796 (3-rm)

\$532,983 (4-rm)

\$642,468 (5-rm)



2. Jurong West

Number of Transactions: 171

Average Price:

\$368,929 (3-rm)

\$497,826 (4-rm)

\$614,756 (5-rm)



3. Tampines

Number of Transactions: 166

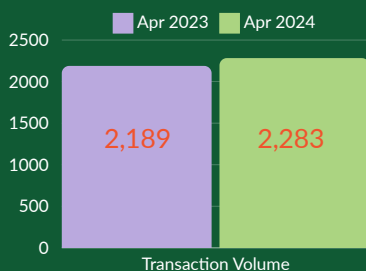
Average Price:

\$470,765 (3-rm)

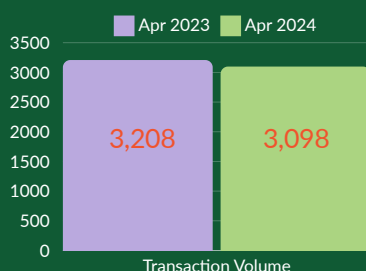
\$627,902 (4-rm)

\$761,333 (5-rm)

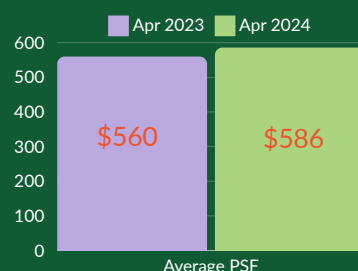
HDB Resale Volume 2,283 Transactions



HDB Rental Volume 3,098 Transactions



HDB Resale Price PSF Average \$586 PSF



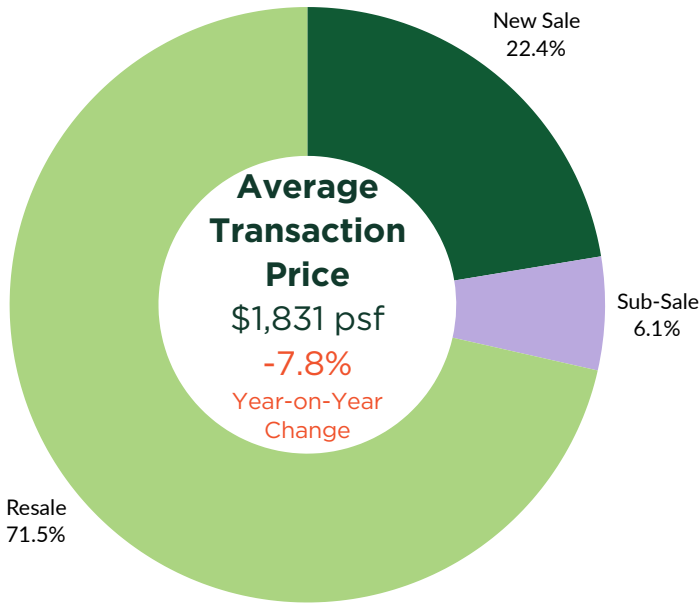
Disclaimer

The Analytics are provided "AS IS" and we do not warranty as to its accuracy. We are not responsible or liable for any claims, damages, losses, expenses, costs or liabilities whatsoever. Please seek professional advice before relying on the Analytics. The Analytics are based on the data available at the date of publication and may be subject to further revision as and when more data is made available to us. We reserve the rights to modify, alter, delete or withdraw the Analytics at any time without notice to you. All news, information, contents and other material displayed on the Website and Services including the Postings are for your general information purpose only and are no substitute for independent research and/or verifications and should not be regarded as a substitute for professional, legal, financial or real estate advice.

Private Residential Market Updates

Apr 2024

Ernest Goh



TOP TRANSACTIONS

The Botany at Dairy Farm

42 Transactions
Average \$2,013 psf

North Gaia EC

26 Transaction
Average \$1,323 psf

Cuscaden Reserve

20 Transaction
Average \$3,081 psf

New Sale 226 Transactions
-74% Year-on-Year Change
-72% Month-on-Month Change

Sub-Sale 62 Transactions
-34% Year-on-Year Change
-23% Month-on-Month Change

Resale 721 Transactions
-32% Year-on-Year Change
-28% Month-on-Month Change

Rental Transactions

Volume 6,288 Transactions
+23% Year-on-Year Change
+20% Month-on-Month Change

Average Price \$4.75 psf pm
-2% Year-on-Year Change
+0% Month-on-Month Change

Disclaimer

The Analytics are provided "AS IS" and we do not warranty as to its accuracy. We are not responsible or liable for any claims, damages, losses, expenses, costs or liabilities whatsoever. Please seek professional advice before relying on the Analytics. The Analytics are based on the data available at the date of publication and may be subject to further revision as and when more data is made available to us. We reserve the rights to modify, alter, delete or withdraw the Analytics at any time without notice to you. All news, information, contents and other material displayed on the Website and Services including the Postings are for your general information purpose only and are no substitute for independent research and/or verifications and should not be regarded as a substitute for professional, legal, financial or real estate advice.