

BRAND IMPLEMENTATION

WEB PAGE LAYOUTS

“Your culture is your brand.”

Tony Hsieh



WEB PAGE LAYOUT

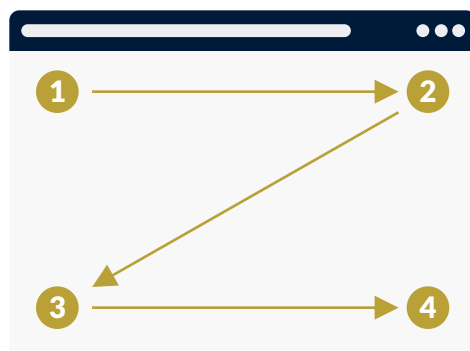
Types of Web Page Layouts

Building a web page layout is the first step in designing your website, and will serve as the foundation for the entire design.

It will determine how the content is communicated, received, and how well it will impact, and influence the visitor.

To help you choose the best structure for your website, here are 10 of the most effective and commonly used web page layouts.


Z Pattern Layout



Z pattern web page layouts are great for businesses that require minimal amounts of text copy, and have a specific purpose or conversion goal to offer.

Notes:

```
graph LR; 1((1)) --> 2((2)); 2((2)) --> 3((3)); 3((3)) --> 4((4)); 4((4)) --> 5((5));
```

A diagram of a web browser window with a dark blue header bar containing a white address bar and three white dots on the right. The main content area is divided into two equal-width vertical columns. The left column contains a large yellow square with a white circle in the center containing the number '1'. The right column contains a large yellow square with a white circle in the center containing the number '2'.

Split screen web page layouts are great for businesses that want to separate significantly different types of content, or businesses that want to evenly combine both visual and text content.

The diagram shows a light blue rectangle representing a browser window. Inside, there are two overlapping olive-green squares. The square on the left is labeled with a white circle containing the number '1'. The square on the right is labeled with a white circle containing the number '2'. The top of the window has a dark blue header bar with a white address bar and three white dots on the right.

A diagram of a web browser window. The window has a dark blue header bar with a white address bar and three white dots on the right. Below the header is a light blue horizontal bar containing a white circle with a dot inside. The main content area is a large light blue rectangle with a white circle containing the number '1' in the center.

A diagram of a web browser window. The browser's address bar is at the top. Below it, the page content is represented by three yellow rectangular boxes. Box 1 is a large rectangle at the top. Box 2 is a smaller rectangle at the bottom left. Box 3 is a smaller rectangle at the bottom right, adjacent to box 2. Each box contains a white circle with a black number inside.

Notes:

Notes:

For example, if a designer places a black square next to a white square, the black square will outweigh the white, and the human eye will be drawn towards the black side of the page.

Balanced layouts are also easily scannable, so the viewer can quickly interpret and understand the content.

This can be especially useful when you need to emphasize an element as quickly as possible.

Focal points are typically call-to-action buttons that are designed using the attention colors from the brand's visual identity guidelines. Other effective focal points are bold headlines, descriptive icons, or photos of human faces.

Think about the type of content the brand is providing to the audience, and what is the best way to present that content, and create an enjoyable experience.

Tell a Compelling Story

Think about the message the brand needs to tell. What web page layout is the best possible way to communicate that message to the viewer.

Think of a web page layout as a journey, where you weave, and lead the audience through a process that ends in clarity and a specific action.

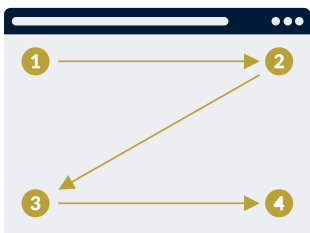
Be Creative and Experiment

Sometimes, breaking the mold may be the best option to create the greatest impact. Unexpected arrangement of the element on a page could make a website stand out and achieve a more memorable outcome for the viewer.

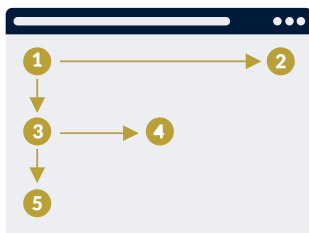

Choose a Web Page Layout

Which of the following web page layouts is best for your brand, and accomplishes the goals of your website?

Z Pattern Layout



F Pattern Layout

☐ Full Screen Image Layout


Split Screen Layout



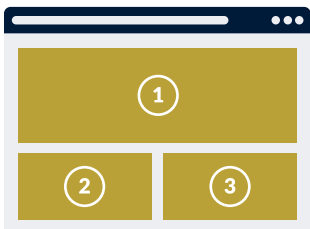
Asymmetrical Layout




Single Column Layout




Boxed Layout



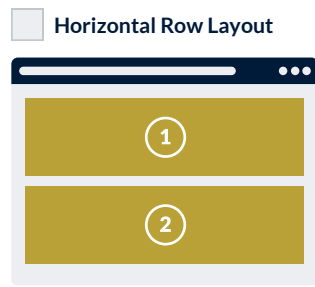
Cards Layout



Magazine Layout



Notes:




Draw a Web Page Layout


Use the templates below to sketch some options for your new web page layout.

[illegible]

Notes:



Notes:



Notes:



Text Me:

830-250-5370

Email Me:

chris@BrandsByChris.com

Let's Optimize and Accelerate Your Brand Growth Together!

To take your brand to the next level, I invite you to book a Brand Growth Strategy Call with me.

What to Expect:

Comprehensive Brand Evaluation:

I'll assess your current brand and business strategy.

Tailored Solutions:

Discover how a Brand Audit can benefit, optimize, and accelerate your business growth.

Expert Guidance:

Receive personalized advice and actionable steps to enhance your brand's performance.



BrandsByChris.com