

DIFFUSER BLENDS



DIFFUSER BLENDS

and helpful tips


BENEFITS OF DIFFUSING ESSENTIAL OILS




Naturally Scent
Home



Promotes
Feelings of Calm
+ Peacefulness




Uplifts Mood



Naturally
Cleanses and
Purifies the Air

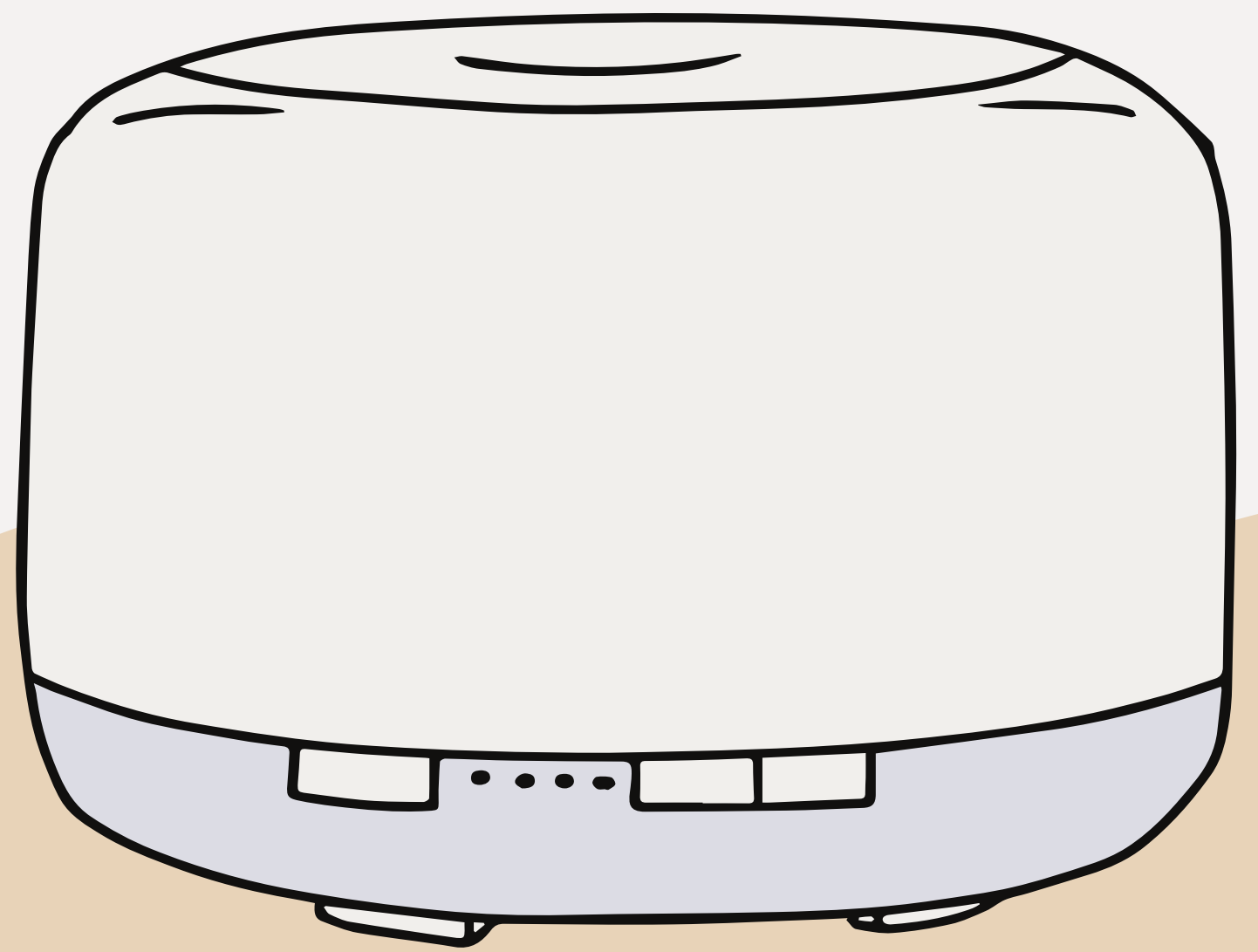


Promotes Focus
and Creates
Energizing and
Positive Space



HOW TO CLEAN YOUR DIFFUSERS

- Unplug diffuser
- Remove the lid
- Let the lid soak in warm water with a little Abode Dish Soap or On Guard Cleaner Concentrate
- Fill water reservoir with water, a splash of white vinegar, and a few drops of lemon. Let sit for a while and then wipe it out with a paper towel or new Abode microfiber towel
- Use a cotton swab dipped in vinegar to get at corners and hard to reach places
- Rinse everything with clean water and let dry



A HELPFUL DIFFUSER TIP

- Take an empty 15mL bottle and remove the orifice reducer.
- Multiply your diffuser blend by 10 (or more!) and add that many drops of each oil to the empty bottle.
- Replace the orifice reducer and swirl to blend.
- You're ready to diffuse! Just add the total number of drops to your diffuser!

HAPPY MOOD

3 drops Northern Escape

3 drops Wild Orange

3 drops Balance

SLEEPY TIME

4 drops Cedarwood

3 drops Lavender

1 drops Vetiver

GOOD VIBES

3 drops Lemon

2 drops Bergamot

2 drops Frankincense

RELAX

3 drops Balance


2 drops Serenity

CLEAN + FRESH

2 drops Lemon

2 drops Lemongrass

2 drops Purify



DIFFUSER BLENDS

REFRESH THE HOME

3 drops Wild Orange
3 drops Lemongrass
2 drops Peppermint

ENERGY BOOST

3 drops Peppermint
3 drops Wild Orange

SUNSHINE


3 drops Citrus Bloom
2 drops Balance
1 drop Lime

BREATHE EASY

3 drops Breathe
3 drops Lime

STAY HEALTHY

3 drops On Guard
2 drops Arborvitae



DIFFUSER BLENDS