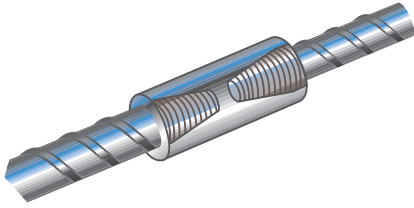
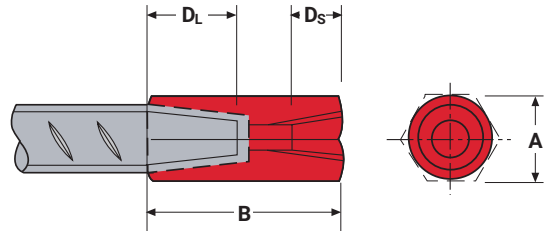


nVent LENTON Transition Couplers



Transition couplers are designed to splice different diameter bars where one bar can be rotated and the bar is not restricted in its axial direction.

Meets international standards, including BS EN 1992-1-1, DIN EN 1992-1-1, NFA-35-020, and ACI®318



TRANSITION COUPLERS - A12

STANDARD IN EUROPE, THE MIDDLE EAST, AFRICA, ASIA AND AUSTRALIA

Rebar Size Designation	mm	Part No.	"A" mm	"B" mm	"D _L " Large Bar mm	"D _S " Small Bar mm	Weight kg
16 - 12		EL1612A12	22*	61	24	19	0.14
16 - 14		EL1614A12	22*	64	24	21	0.14
20 - 16		EL2016A12	27*	80	35	24	0.27
22 - 20		EL2220A12	30*	95	37	35	0.38
25 - 20		EL2520A12	35	98	40	35	0.50
25 - 22		EL2522A12	35	100	40	37	0.49
28 - 20		EL2820A12	40	101	42	35	0.69
28 - 25		EL2825A12	40	105	42	40	0.67
32 - 25		EL3225A12	45	109	45	40	0.91
32 - 28		EL3228A12	45	111	45	42	0.88
36 - 32		EL3632A12	50	120	52	45	1.15
40 - 32		EL4032A12	55	126	57	45	1.50
43 - 40		EL43T40A12	60	152	66	57	2.07
50 - 32		EL50T32A12	70	147	70	45	3.00

*Use hex material (measured across the flats), others use round material.

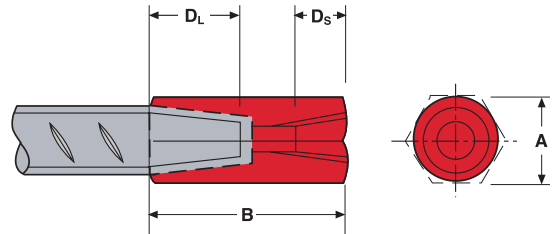
A = coupler diameter

B = length of coupler bar

D_L = large bar engagement

D_S = small bar engagement

Meets BS EN 1992-1-1, IBC®, AS3600, and ACI318



TRANSITION COUPLERS - A2

STANDARD IN THE AMERICAS, ASIA AND AUSTRALIA

Rebar Size Designation				Part No.	"A"		"B"		"D _L " Large Bar		"D _S " Small Bar		Weight	
Inch	lb	Metric	Canadian		in	mm	in	mm	in	mm	in	mm	lb	kg
5/4	16/12	15M/10M	16/13	EL1612A2	7/8	22*	2-5/16	59	7/8	22	9/16	14	0.3	0.15
6/5	20/16	20M/15M	19/16	EL2016A2	1-1/16	27*	3	76	1-1/8	29	7/8	22	0.7	0.31
7/6	22/20	-	22/19	EL2220A2	1-3/16	30*	3-13/16	97	1-1/4	32	1-1/8	29	0.8	0.36
8/7	25/22	-	25/22	EL2522A2	1-3/8	35	3-11/16	94	1-3/8	35	1-1/4	32	1.0	0.45
9/8	28/25	30M/25M	29/25	EL2825A2	1-1/2	38	3-29/32	99	1-1/2	38	1-3/8	35	1.3	0.59
10/9	32/28	-	32/29	EL3228A2	1-3/4	44	4-1/8	105	1-9/16	40	1-1/2	38	1.8	0.82
11/10	36/32	-	36/32	EL3632A2	1-7/8	48	4-5/16	110	1-11/16	43	1-9/16	40	2.1	0.95
14/11	43/36	45M/35M	43/36	EL43T36A2	2-1/4	57	5-3/32	129	2-3/16	56	1-11/16	43	3.6	1.63
18/11	57/36	55M/35M	57/36	EL57T36A2	3	76	5-11/32	136	2-13/16	71	1-11/16	43	7.5	3.40
18/14	57/43	55M/45M	57/43	EL57T43TA2	3	76	6-5/8	168	2-13/16	71	2-1/8	56	8.2	3.72

*Use hex material (measured across the flats), others use round material.

Bar dimensions and weights listed may vary by region. Coupler sizes not shown on these pages are available by special order. Contact your nVent representative for more information on special sizes. Article numbers used in Europe, Middle East, Africa and Asia exclusively.

All items listed above are domestic steel, other non domestic steel may be available in USA. Contact nVent for pricing and availability.