

# 32 GT

The 32GT is the flagship of the GT range and has been designed using a combination of the latest technology, hull design and attitude from the Italboats stable in the endless chase of perfection. A perfect combination of comfort, performance and incredible handling while offering the best range of equipment available on a 10m RIB.

Whether you are looking for a RIB that drives like no other or a luxurious on-water dining area that easily sits 8 on the back deck the 32GT is a boat that has to be seen to be believed.



## STANDARD EQUIPMENT

### HULL AND DECK

- Deep V hull
- Hand layed hull, deck and GRP components
- Antiskid diamond finishing on walkable areas
- Hull ventilation system
- Self-draining deck
- Stern and bow U bolts for mooring
- Bow nose with rope roller and cleat
- Stern cleats, 2x

### TUBES

- CNC cutted and hand-glued hypalon / neoprene fabric tubes
- Double rubbing strake covering the whole side of the tubes
- Hypalon and rubber safety handles
- Inflation valves
- Overpressure valves (only with dark hypalon fabrics)

### STEERING CONSOLE AND HELM SEAT

- Steering console with overshadowed windscreen
- Front and side 316 s.steel handrails
- Steering wheel, 316 s.steel
- Hydraulic steering system
- Dashboard, carbon fibre look
- Switch panel, Carling Switches
- Toilet compartment / changing room, inside the console
- 2 lateral portholes
- Helmsman double reclining seat, for standing or sitting drive

### DECK LAYOUT

- Stern seat with removable cushion and soft back, storage locker underneath
- Bow sundeck with removable cushions, storage locker underneath
- Removable stern sundeck extension/s with cushion/s
- External dining area
- GRP table, removable
- Flush pull latches and gas struts on all the hatches
- Handrail behind stern seat, 316 s. steel
- Swim ladder, telescopic
- Bathing platforms
- Ladder side handle, s.steel

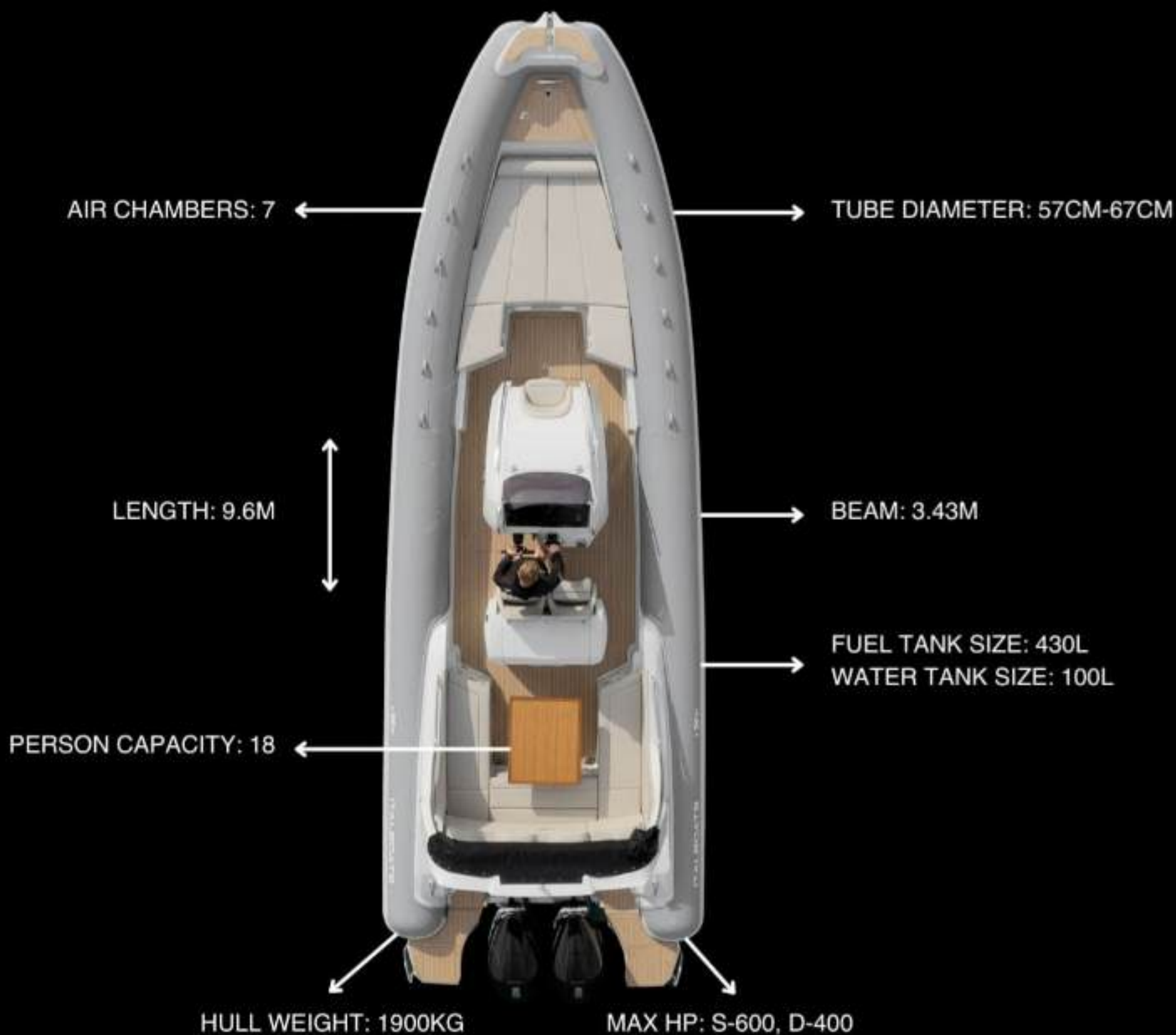
### SYSTEMS AND ELECTRICAL

- Automatic bilge pump, electric
- Battery container
- Battery isolation switch
- 12V and USB outlet
- Navigation lights
- Fuel system with external deck filler cap
- Shower, extendable handset, stern area
- Sink for fresh water, 316 s.steel
- Marine toilet with electric flush and holding tank
- Electric windlass including main and remote console control, anchor roller, s.steel anchor and chain

### OTHER HARDWARE

- Paddles and air pump
- Tube repair kit
- Owner's manual

# 32 *CIT*



## OPTIONAL EQUIPMENT

### EQUIPMENT

- Pad-Eye foldable rings and belts kit for boat lifting
- GRP roll bar with navigation lights
- Bimini top for GRP roll bar, 316 s.steel
- 316 s.steel roll bar with navigation lights
- Bimini top for s.steel roll bar, 316 s.steel
- Bimini top with self-supporting structure, 316 s.steel
- Gas cooker, complete with system for Campingaz gas bottle
- Electric drawer fridge 50lt
- Shower, sky and handset, inside the toilet
- Water Ski Pole
- Console cover
- Helm unit cover
- Boat cover
- Bow thruster
- Carbon finish tubes
- Upgrade to black or anthracite deck colour
- Synthetic foam flooring
- Synthetic teak flooring

SCAN THE QR CODE TO LEARN MORE





# 28 *CIT*

The 28GT is the newest edition to the range. It has been designed specially to cater for socialising with friends and family in style and comfort. The new folding transom, turns the stern area into a sun bed and gives you easy access into the boat after your swim. The hull now flaunts a super Deep-V, at 24 degrees, creating an incredibly soft and dry ride, even when in tough offshore conditions.

A slight step up from the 27GT, the 28GT gives you a slightly longer boat and greater beam, the main benefit of this is being able to have the wrap around arena seating in the rear which is perfect for those who want to go social boating with a large group of people.



## STANDARD EQUIPMENT

---

### HULL AND DECK

- Deep V hull
- Hand layed hull, deck and GRP components
- Antiskid diamond finishing on walkable areas
- Hull ventilation system
- Self-draining deck
- Stern and bow U bolts for mooring
- Bow nose with rope roller and cleat
- Stern cleats, 2x

### TUBES

- CNC cutted and hand-glued hypalon / neoprene fabric tubes
- Double rubbing strake covering the whole side of the tubes
- Hypalon and rubber safety handles
- Inflation valves
- Overpressure valves (only with dark hypalon fabrics)

### STEERING CONSOLE AND HELM SEAT

- Steering console with overshadowed windscreen
- Front and side 316 s.steel handrails
- Steering wheel, 316 s.steel
- Hydraulic steering system
- Dashboard, carbon fibre look
- Switch panel, Carling Switches
- Toilet compartment / changing room, inside the console
- 2 lateral portholes
- Helmsman double reclining seat, for standing or sitting drive

### DECK LAYOUT

- Stern seat with removable cushion and soft back, storage locker underneath
- Bow sundeck with removable cushions, storage locker underneath
- Removable stern sundeck extension/s with cushion/s
- Flush pull latches and gas struts on all the hatches
- Handrail behind stern seat, 316 s. steel
- Swim ladder, telescopic
- Bathing platforms
- Ladder side handle, s.steel
- Electric anchor winch system with s.steel anchor and chain
- Sink on rear deck
- Shower on rear deck
- GRP table with sundeck extensions
- Marine toilet with electric flush and holding tank

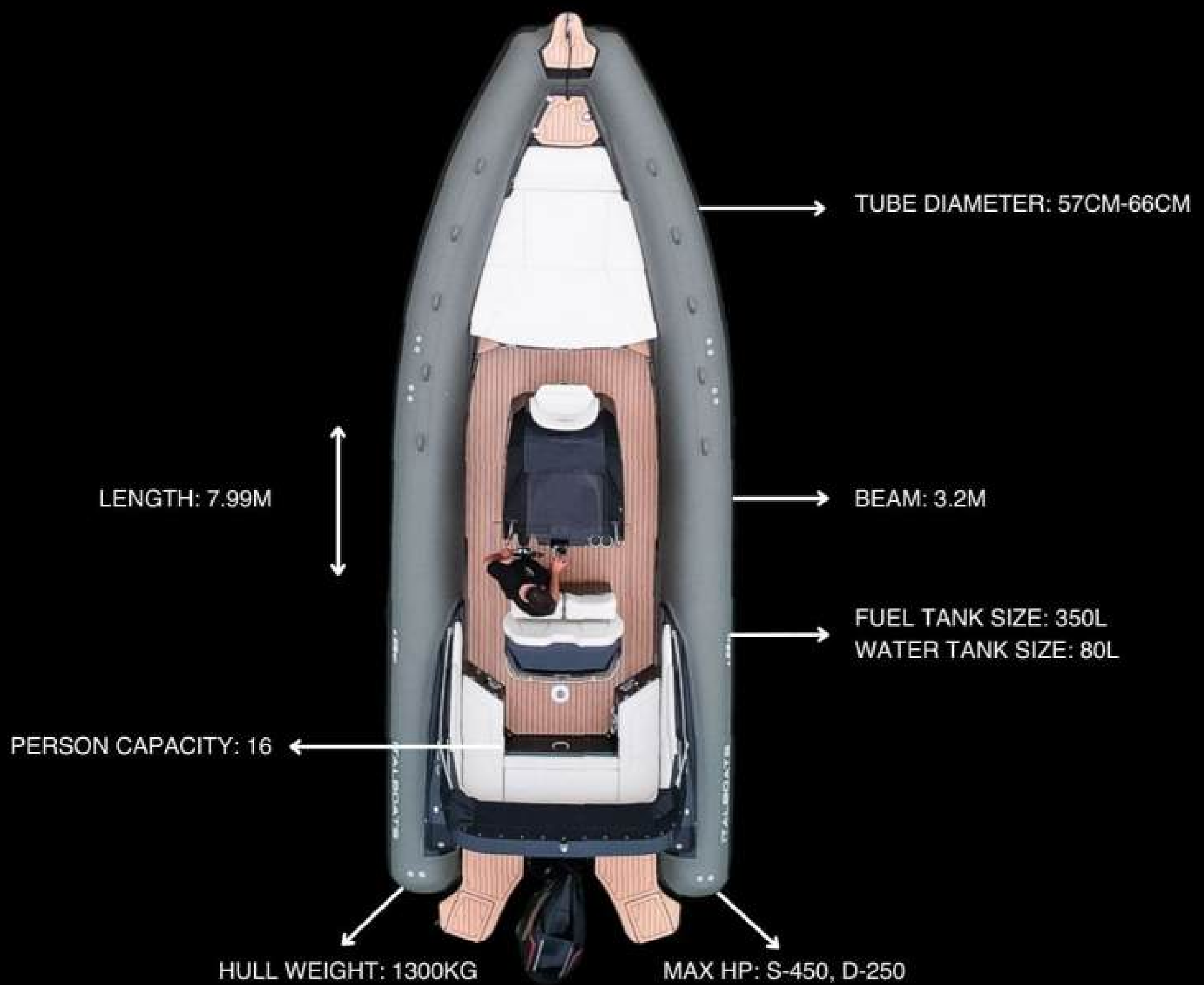
### SYSTEMS AND ELECTRICAL

- Automatic bilge pump, electric
- Battery container
- Battery isolation switch
- 12V and USB outlet
- Fuel system with external deck filler cap

### OTHER HARDWARE

- Paddles and air pump
- Tube repair kit
- Owner's manual
- Boat registrations

# 28 *CIT*



## OPTIONAL EQUIPMENT

### EQUIPMENT

- Pad-Eye foldable rings and belts kit for boat lifting
- GRP roll bar with navigation lights
- Bimini top for GRP roll bar, 316 s.steel
- 316 s.steel roll bar with navigation lights
- Bimini top for s.steel roll bar, 316 s.steel
- Bimini top with self-supporting structure, 316 s.steel
- Gas cooker, complete with system for Campingaz gas bottle
- Electric drawer fridge 50lt
- Shower, sky and handset, inside the toilet
- Water Ski Pole
- Console cover
- Helm unit cover
- Boat cover
- Bow thruster
- Carbon finish tubes
- Upgrade to black or anthracite deck colour
- Synthetic foam flooring
- Synthetic teak flooring

SCAN THE QR CODE TO LEARN MORE



WWW.ITALBOATS.COM.AU



# 24 GT

Born out of the design and success that came with our biggest selling model in the Italboats range, the 24GT is the baby brother to the 28GT. Similar in design, though built into a 7.5m hull length, the 24GT makes use of all of the popular features including a large bow area, toilet in the console, wrap around rear seating and the most popular of them all, the fold out backrest onto oversized transom steps.

The new hull design incorporates a stepped feature with a sharp deadrise at the bow to create a smooth riding boat that punches well above its weight when the conditions get tough. Our oversized tubes also provide stability, dryness and an unmatched ride quality for you to enjoy out on the water in all conditions.



## STANDARD EQUIPMENT

### HULL AND DECK

- Deep V hull
- Hand layed hull, deck and GRP components
- Antiskid diamond finishing on walkable areas
- Hull ventilation system
- Self-draining deck
- Stern and bow U bolts for mooring
- Bow nose with rope roller and cleat
- Stern cleats, 2x

### TUBES

- CNC cutted and hand-glued hypalon / neoprene fabric tubes
- Double rubbing strake covering the whole side of the tubes
- Hypalon and rubber safety handles
- Inflation valves
- Overpressure valves (only with dark hypalon fabrics)

### STEERING CONSOLE AND HELM SEAT

- Steering console with overshadowed windscreen
- Front and side 316 s.steel handrails
- Steering wheel, 316 s.steel
- Hydraulic steering system
- Dashboard, carbon fibre look
- Switch panel, Carling Switches
- Toilet compartment / changing room, inside the console
- 2 lateral portholes
- Helmsman double reclining seat, for standing or sitting drive

### DECK LAYOUT

- Stern seat with removable cushion and soft back, storage locker underneath
- Bow sundeck with removable cushions, storage locker underneath
- Removable stern sundeck extension/s with cushion/s
- Flush pull latches and gas struts on all the hatches
- Handrail behind stern seat, 316 s. steel
- Swim ladder, telescopic
- Bathing platforms
- Ladder side handle, s.steel
- Electric anchor winch system with s.steel anchor and chain
- Sink on rear deck
- Shower on rear deck
- GRP table with sundeck extensions
- Marine toilet with electric flush and holding tank

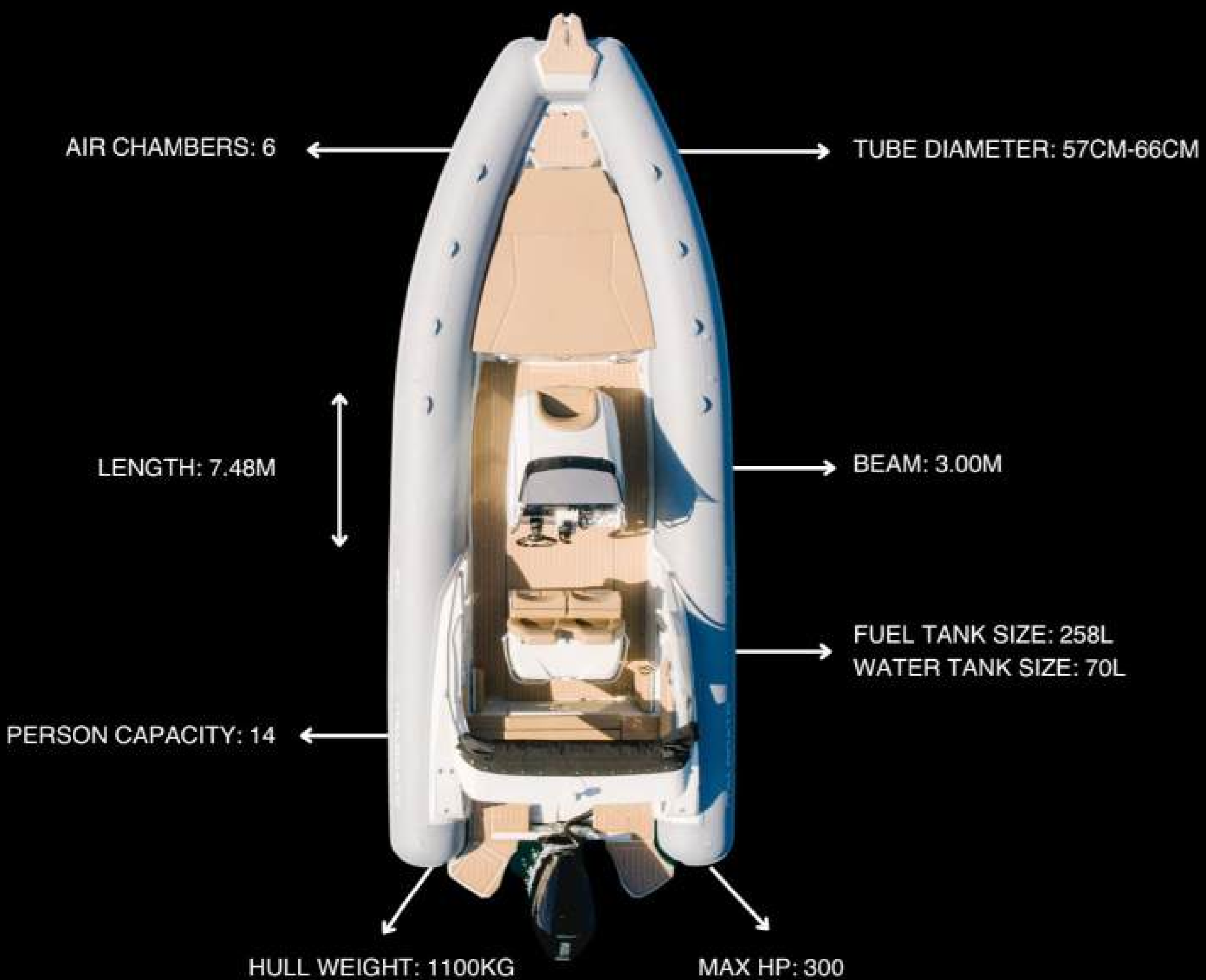
### SYSTEMS AND ELECTRICAL

- Automatic bilge pump, electric
- Battery container
- Battery isolation switch
- 12V and USB outlet
- Fuel system with external deck filler cap

### OTHER HARDWARE

- Paddles and air pump
- Tube repair kit
- Owner's manual
- Boat registrations

# 24 *CIT*



## OPTIONAL EQUIPMENT

### EQUIPMENT

- Pad-Eye foldable rings and belts kit for boat lifting
- GRP roll bar with navigation lights
- Bimini top for GRP roll bar, 316 s.steel
- 316 s.steel roll bar with navigation lights
- Bimini top for s.steel roll bar, 316 s.steel
- Bimini top with self-supporting structure, 316 s.steel
- Gas cooker, complete with system for Campingaz gas bottle
- Electric drawer fridge 50lt
- Shower, sky and handset, inside the toilet
- Water Ski Pole
- Console cover
- Helm unit cover
- Boat cover
- Bow thruster
- Carbon finish tubes
- Upgrade to black or anthracite deck colour
- Synthetic foam flooring
- Synthetic teak flooring

SCAN THE QR CODE TO LEARN MORE



WWW.ITALBOATS.COM.AU



# 22 *GT*

The 22GT oozes Italian flare thanks to its large raked bow and sleek design. This boat excels on the water, boasting a 22.5 degree deadrise and incredibly rigid hull construction, both helping it slice through the water effortlessly. Standard with a large range of features and endless options for customisation if you are in the market for a top of the line premium RIB then the 22GT is not to be missed.



## STANDARD EQUIPMENT

### HULL AND DECK

- Deep V hull
- Hand layed hull, deck and GRP components
- Antiskid diamond finishing on walkable areas
- Hull ventilation system
- Self-draining deck
- Stern and bow U bolts for mooring
- Bow nose with rope roller and cleat
- Stern cleats, 2x

### TUBES

- CNC cutted and hand-glued hypalon / neoprene fabric tubes
- Double rubbing strake covering the whole side of the tubes
- Hypalon and rubber safety handles
- Inflation valves
- Overpressure valves (only with dark hypalon fabrics)

### STEERING CONSOLE AND HELM SEAT

- Steering console with overshadowed windscreen
- Steering console with overshadowed windscreen
- Front and side 316 s.steel handrails
- Steering wheel, 316 s.steel
- Hydraulic steering system
- Dashboard, carbon fibre look
- Switch panel, Carling Switches
- Towel hanging room, inside the console
- Helmsman double reclining seat, for standing or sitting drive

### DECK LAYOUT

- Stern seat with removable cushion and soft back, storage locker underneath
- Bow sundeck with removable cushions, storage locker underneath
- Removable stern sundeck extension/s with cushion/s
- Flush pull latches and gas struts on all the hatches
- Handrail behind stern seat, 316 s. steel
- Swim ladder, telescopic
- Bathing platforms
- Ladder side handle, s.steel
- Stern shower
- Electric anchor winch including anchor and chain

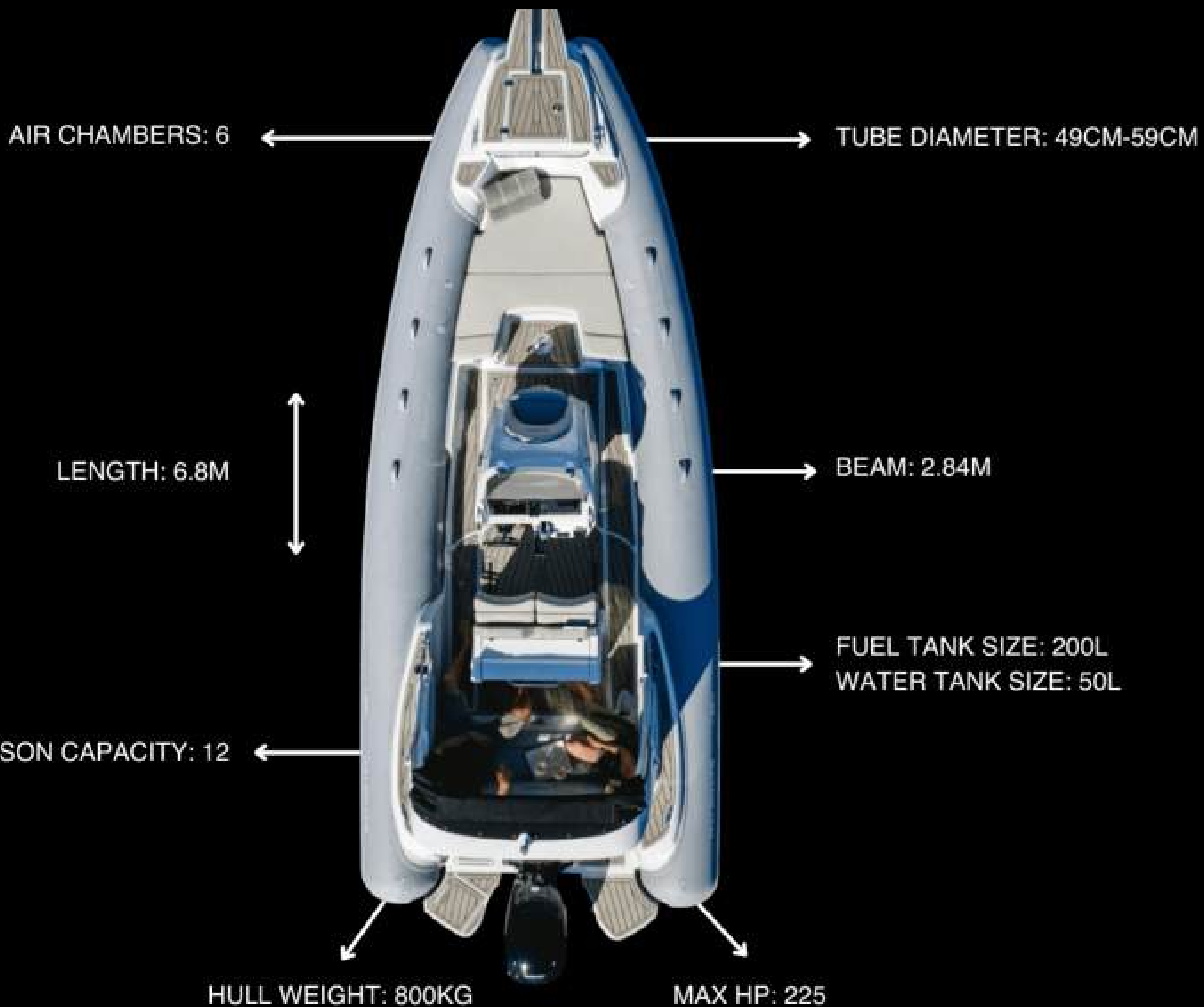
### SYSTEMS AND ELECTRICAL

- Automatic bilge pump, electric
- Battery container
- Battery isolation switch
- 12V and USB outlet
- Fuel system with external deck filler cap

### OTHER HARDWARE

- Paddles and air pump
- Tube repair kit
- Owner's manual
- Boat registrations

# 22 *CIT*



## OPTIONAL EQUIPMENT

### EQUIPMENT

- Pad-Eye foldable rings and belts kit for boat lifting
- GRP rollbar with navigation lights
- Bimini top for GRP rollbar, 316 s.steel
- 316 s.steel rollbar with navigation lights
- Bimini top for s.steel rollbar, 316 s.steel
- Bimini top with self-supporting structure, 316 s.steel
- Gas cooker, complete with system for Campingaz gas bottle
- Electric drawer fridge 50lt
- Sink for fresh water, 316 s.steel
- Marine toilet with electric flush and holding tank / limited space
- Electric windlass including main and remote console control, anchor roller, s.steel anchor and chain
- Shower, sky and handset, inside the toilet
- Water Ski Pole
- Console cover
- Helm unit cover
- Boat cover
- Carbon finish tubes
- Black or anthracite deck colour upgrade
- Synthetic foam flooring
- Synthetic teak flooring

SCAN THE QR CODE TO LEARN MORE



WWW.ITALBOATS.COM.AU



# P 650

The Predator 650 Touring combines luxury with practicality in providing you with the perfect platform to enjoy boating all day, every day out on the water. Standard with the lean seat and wrap around seating in the rear there is plenty of room to sit as well as move around the boat with ease. Customise your 650 Touring with different colour tubes, gelcoat, console position and a huge range of optional extras today.

With a wide beam of 2.67m the Predator 650 Touring is extremely stable at rest and a great package for a day out on the water. The Deep V hull also maximises performance and ride even in the most testing of conditions.



## STANDARD EQUIPMENT

### HULL AND DECK

- Deep V hull
- Hand layed hull, deck and GRP components
- Antiskid diamond finishing on walkable areas
- Self-draining deck
- Stern and bow U bolts

### TUBES

- CNC cut and hand-glued hypalon / neoprene fabric tubes
- Rubbing strake
- Hypalon and rubber safety handles
- Inflation valves

### STEERING CONSOLE AND HELM SEAT

- Side console with forward seat
- Forward seat cushion inc. storage beneath
- Steering wheel, 316 s.steel
- Mechanical cable steering system
- Switch panel

### DECK LAYOUT

- Bow sunpad inc. cushions
- Anchor well
- Stern seat with removable cushion and soft back, storage locker underneath

### OTHER HARDWARE

- Bow pad inc anchoring cleat
- Paddles and air pump
- Tube repair kit
- Owner's manual
- Carbon look tubes





# 380 *FR*

The all new 380FR is the ultimate tender, providing amazing handling, an incredibly soft ride and a huge amount of storage all from a small easy to handle package. The hull is of the new generation: the deep V and the elongated bow stem offer a softer, drier and more precise navigation, as well as an immediate glide even at low speeds.

The driving console allows you to easily install all the basic instruments, audio system and even a GPS navigator. The bow can be transformed into a large sundeck by mounting the 2 optional extensions. The aft sofa backrests are inspired by classic sports cars, giving a touch of class to a RIB with an already distinctive design.



## STANDARD EQUIPMENT

### HULL AND DECK

- Deep V hull
- Hand layed hull, deck and GRP components
- Antiskid diamond finishing on walkable areas
- Self-draining deck
- Stern and bow U bolts

### TUBES

- CNC cut and hand-glued hypalon / neoprene fabric tubes
- Rubbing strake
- Hypalon and rubber safety handles
- Inflation valves

### STEERING CONSOLE AND HELM SEAT

- Steering console
- Folding console with storage beneath
- Steering wheel, 316 s.steel
- Mechanical cable steering system
- Switch panel
- Carling Switch

### DECK LAYOUT

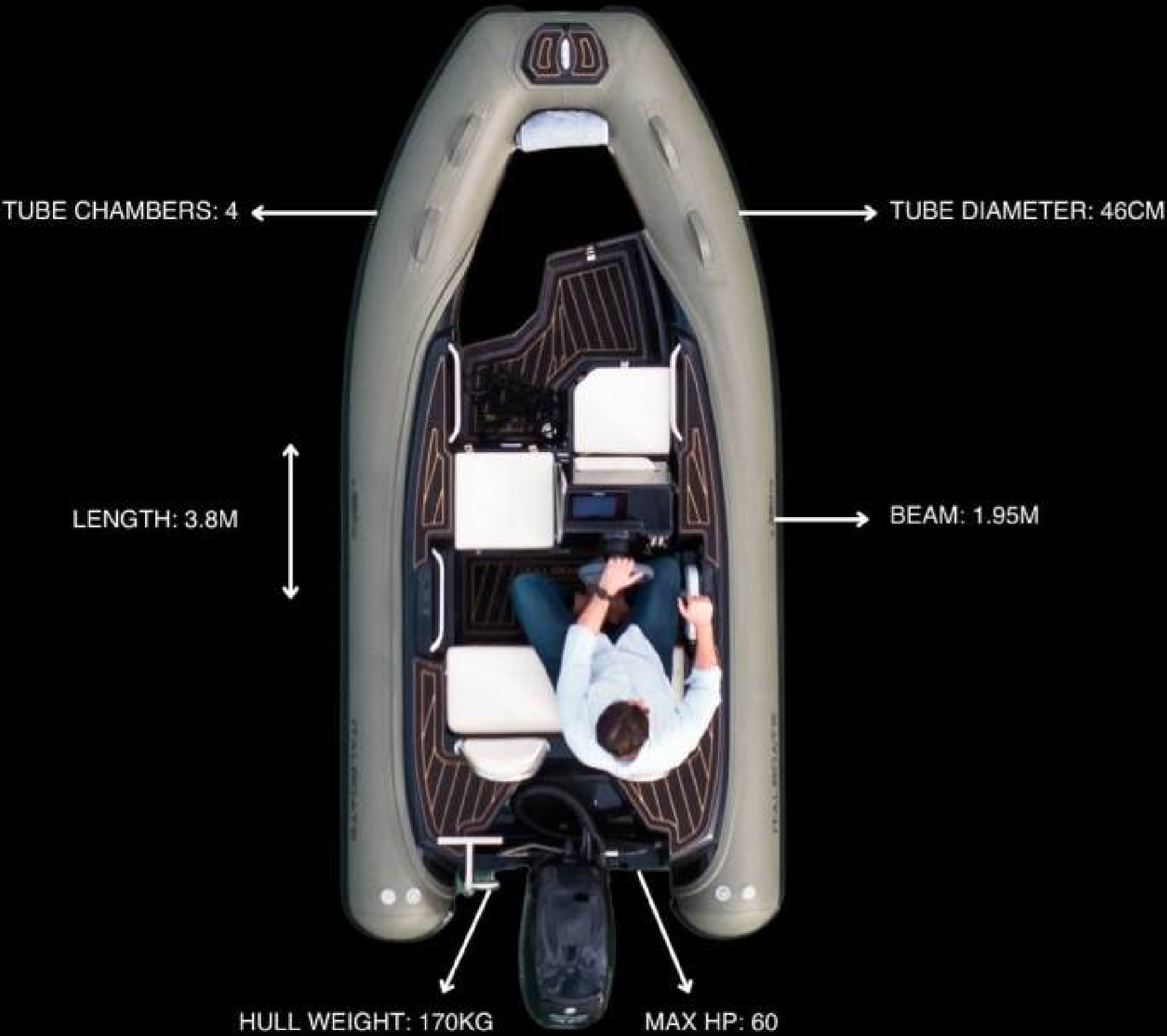
- Stern seat with removable cushion and soft back, storage locker underneath
- Bow seat with removable cushion, anchor well beneath
- Removable stern sundeck extension/s with cushion/s

### OTHER HARDWARE

- Bow pad inc anchoring cleat
- Paddles and air pump
- Tube repair kit
- Owner's manual
- Carbon look tubes



# 380 *FR*



## OPTIONAL EQUIPMENT

### EQUIPMENT

- Stern Pad-Eye foldable rings and belts kit for boat lifting
- Alloy roll bar
- Stainless steel roll bar
- Bimini top
- Navigation lights
- Switch panel
- Bilge pump
- Full boat cover
- Tow points

SCAN THE QR CODE TO LEARN MORE



# 340 *FR*

The 340 is the smallest of the Fast Rike range, though don't be fooled by its size, this little pocket rocket offers a soft, dry and comfortable ride and would suit those whom are looking for more out of a tender. Its wide beam and large tubes offer incredible stability, making boarding a breeze.



## STANDARD EQUIPMENT

### HULL AND DECK

- Deep V hull
- Hand layed hull, deck and GRP components
- Antiskid diamond finishing on walkable areas
- Self-draining deck
- Stern and bow U bolts

### TUBES

- CNC cut and hand-glued hypalon / neoprene fabric tubes
- Rubbing strake
- Hypalon and rubber safety handles
- Inflation valves

### STEERING CONSOLE AND HELM SEAT

- Steering console
- Folding console with storage beneath
- Steering wheel, 316 s.steel
- Mechanical cable steering system
- Switch panel
- Carling Switch

### DECK LAYOUT

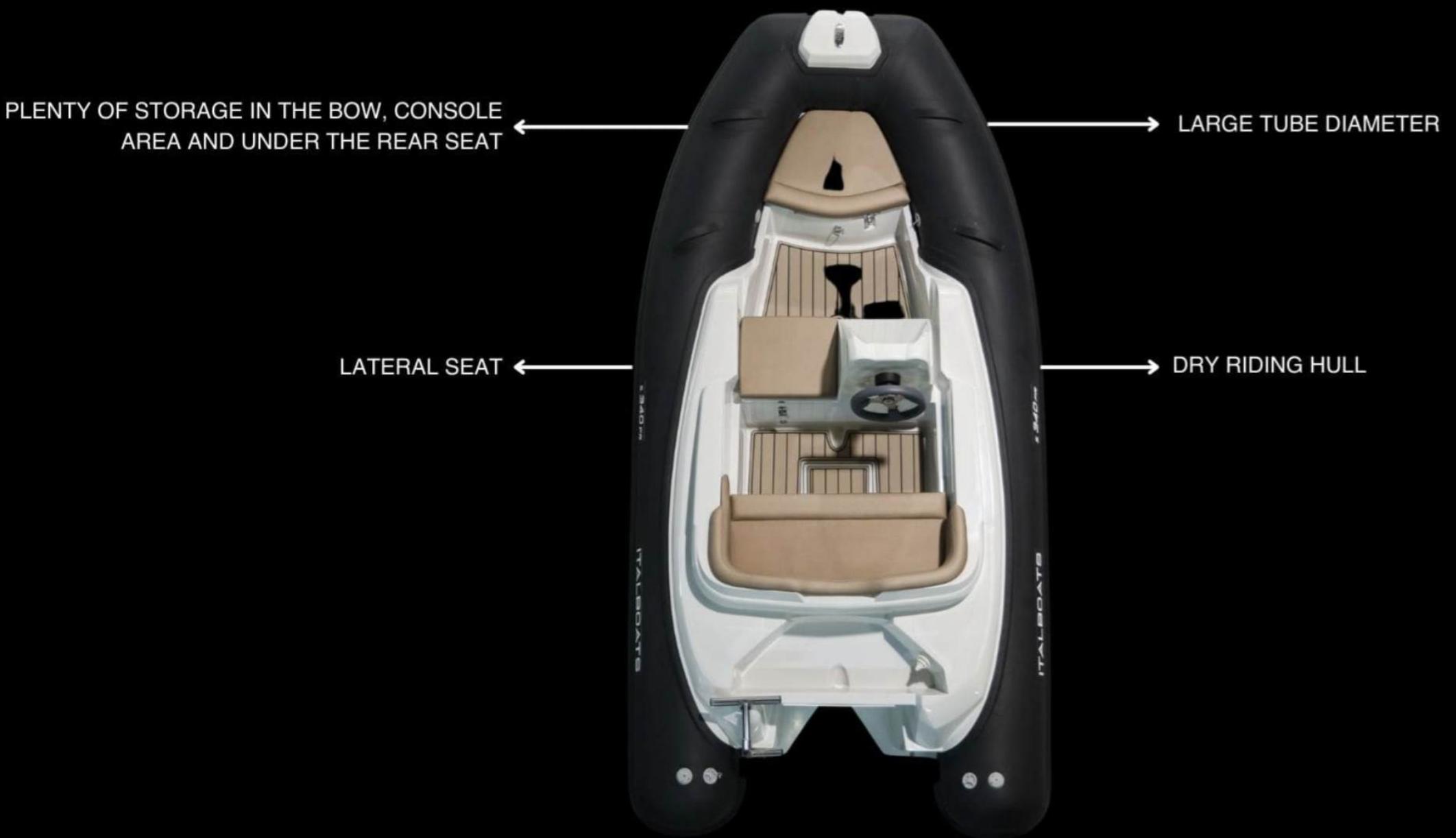
- Stern seat with removable cushion and soft back, storage locker underneath
- Bow seat with removable cushion, anchor well beneath
- Removable stern sundeck extension/s with cushion/s

### OTHER HARDWARE

- Bow pad inc anchoring cleat
- Paddles and air pump
- Tube repair kit
- Owner's manual
- Carbon look tubes



# 340 *FR*



## OPTIONAL EQUIPMENT

### EQUIPMENT

- Stern Pad-Eye foldable rings and belts kit for boat lifting
- Alloy roll bar
- Bimini top
- Navigation lights
- Switch panel
- Bilge pump
- Full boat cover
- Tow points

SCAN THE QR CODE TO LEARN MORE



# CHASE 35

Chase 35 has received a completely newly developed Mk2 hull and has been extended by a foot. The new construction provides higher efficiency and better stability. The change now also gives the possibility to use Twin 565 hp High performance engines from Mercury Racing. 15 years ago our typical customers drove luxury sedans, now it's very much changed towards more user friendly and sporty high-performance SUV's, like Range Rover and Porsche Cayenne. However, we couldn't find any equivalence when it comes to boats. You can buy a fast ocean-going RIB, with excellent rough-sea capacity, or you can buy the comfort and quality feeling of a high-quality Day Cruiser.



## STANDARD EQUIPMENT

- Dual 250HP V6 Sterndrives
- DUAL Simrad GO12 chartpotter
- i-tech hull, full sandwich construction
- Bluetooth Stereo system inc. 6x speakers
- Electric free fall windlass inc. stainless steel anchor (STERN)
- Hydraulic steering
- Manual and auto fire extinguisher
- 9x USB charging ports 3x 12v sockets
- Stainless randrails
- Leather touch interior
- Isotta steering wheel (Leather wrapped)
- Manual and auto bilge pump
- Internal cabin lighting
- Toilet with pressurised water and holding tank
- Navigation lighting
- Cleats throughout
- Fenders
- 
- Zero effort digital throttle and shift Mercury controls
- Wet bar with wallas cooktops
- 75L drawer fridge
- 100W solar panel
- 100w lithium batteries
- Coast key / electric kill switch with keyless go and start functionality
- Cockpit lighting
- Cabin lighting
- Led bow light
- Teak table for cockpit
- Underwater light
- Shower on swim platform
- Cockpit covers
- High performance propellers
- Bow thruster
- Dual berth cabin



# CHASE 35



HULL LENGTH	10.56m
HULL BEAM	2.63m
DRAFT (INCL.PROPS)	0.75m
DRY WEIGHT	3500kg
FUEL CAPACITY	400L
FRESH WATER CAPACITY	100L
HOLDING TANK CAPACITY	60L
BERTHS	2
CE CATEGORY	C/B
SPEED	48-62Knots
DEADRISE	24.5 degrees

## OPTIONAL EQUIPMENT

### EQUIPMENT

- Dual Mercruiser 6.2L 300hp petrol sterndrives - (49 knots)
- Dual Mercruiser 6.2L 350hp petrol sterndrives - (61 knots)
- Dual Mercruiser 3.0L 270hp diesel sterndrives - (49 knots)
- Dual Mercury Verado 300hp V8 petrol outboards - (59 knots)
- Dual Mercury Racing Verado 450hp Supercharged V8 petrol outboards - (81 knots)
- Coloured topsides
- Custom Upholstery fabric
- Cabin mahogany table
- Teak Deck
- Sun cushi0n for front area with back rest
- Bimini / Start kit for Spray Hood
- Bimini extension
- Spray Hood Kit, side and back walls for bimini
- Windshield wipers 2 pcs
- Comfort package with tempered water (35-40 degrees)
- Aft cabin mattress
- Boat package
- Water ski pole (Inboard only)
- Pulpit, Stainless Steel
- Antifouling + teflon treatment on drive
- IMCO high performance Inboard steering
- Bow windlass - Instead of aft windlass
- Bow windlass - In addition to aft windlass
- Test-drive and delivery preparation

SCAN THE QR CODE TO LEARN MORE



WWW.CORMATE.COM.AU