



THE
ThermaCore
GARDEN ROOM



THE
ThermaCore
GARDEN ROOM

The perfect addition to every garden!

A size for every garden...

We have 35 standard sizes to choose from, and we can even offer bespoke designs if required!

Wide range of finishings...

We offer lots of different finishing options, from cedar and larch cladding to a wide selection of coloured composite cladding!

Design your own...

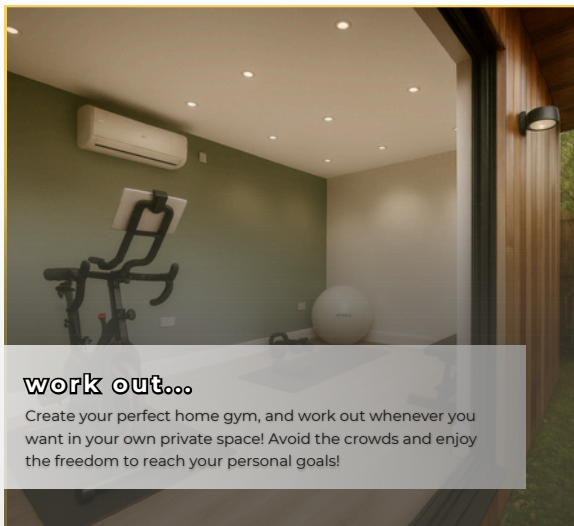
Choose your ideal door and window designs and your desired internal finish to create your perfect garden room!

Energy efficient...

We only use high-quality insulation and double-glazed glass, to ensure your garden room retains heat!

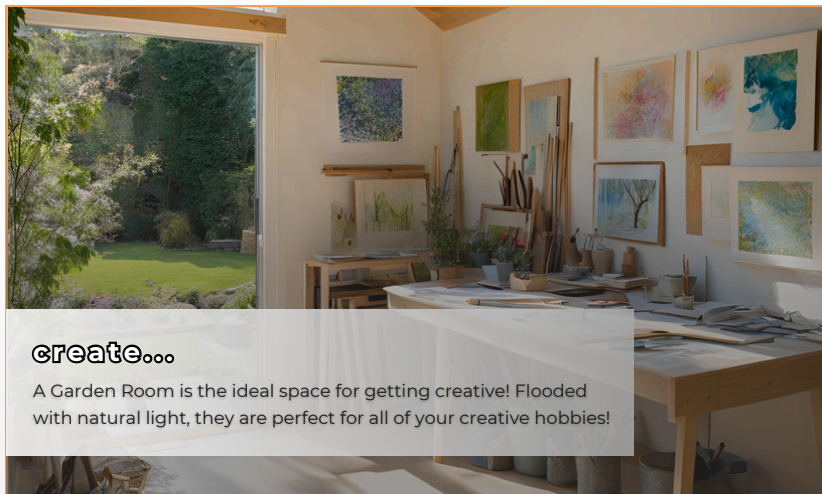


Your garden room, your way!



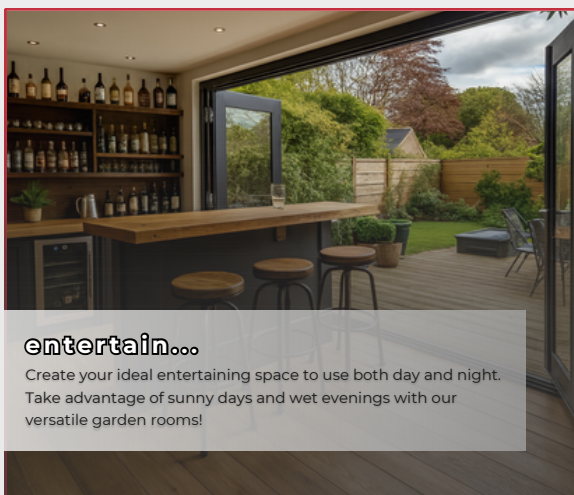
work out...

Create your perfect home gym, and work out whenever you want in your own private space! Avoid the crowds and enjoy the freedom to reach your personal goals!



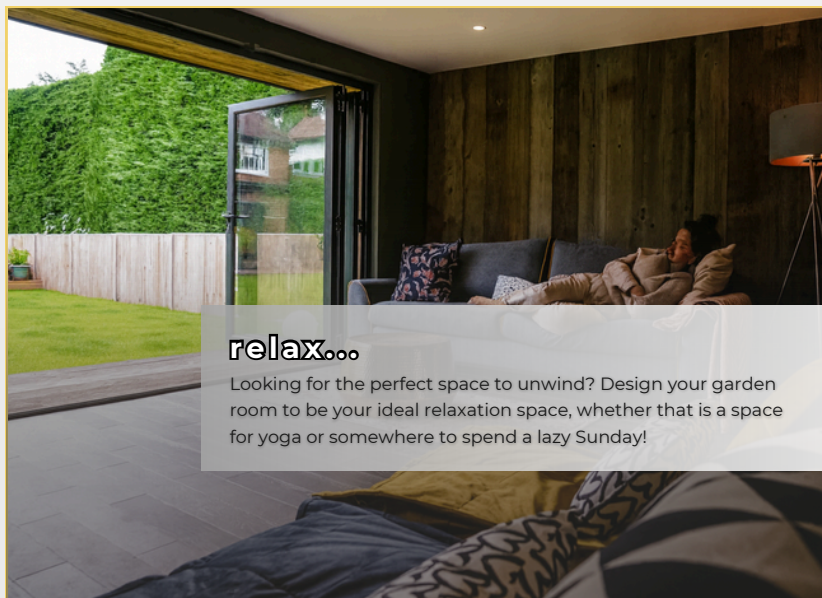
create...

A Garden Room is the ideal space for getting creative! Flooded with natural light, they are perfect for all of your creative hobbies!



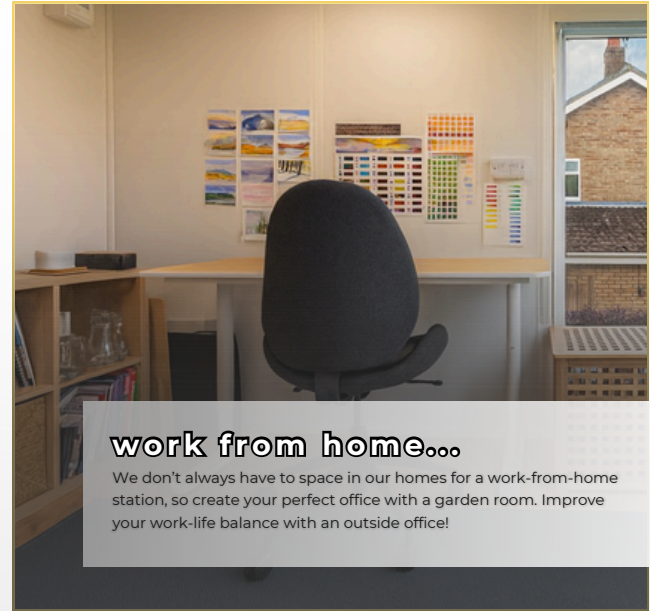
entertain...

Create your ideal entertaining space to use both day and night. Take advantage of sunny days and wet evenings with our versatile garden rooms!



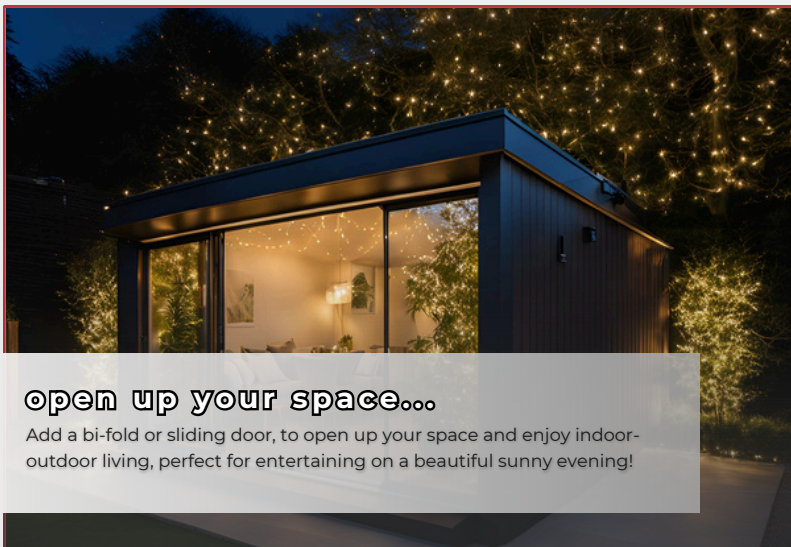
relax...

Looking for the perfect space to unwind? Design your garden room to be your ideal relaxation space, whether that is a space for yoga or somewhere to spend a lazy Sunday!



work from home...

We don't always have the space in our homes for a work-from-home station, so create your perfect office with a garden room. Improve your work-life balance with an outside office!



open up your space...

Add a bi-fold or sliding door, to open up your space and enjoy indoor-outdoor living, perfect for entertaining on a beautiful sunny evening!







THE
ThermaCore
GARDEN ROOM

Design your perfect Garden Room!

Use our quote form to design your perfect Garden Room:

Step 1 Choose your Garden Room size and design!

Step 2 Choose your cladding style and colour!

Step 3 Choose your windows and doors style and colour!

Step 4 Choose your finishings and extras!

Design your Garden Room

Garden Room Width <input type="checkbox"/> 2400mm <input type="checkbox"/> 3000mm <input type="checkbox"/> 3600mm <input type="checkbox"/> 4200mm <input type="checkbox"/> 4800mm	Garden Room Depth <input type="checkbox"/> 1800mm <input type="checkbox"/> 2400mm <input type="checkbox"/> 3000mm <input type="checkbox"/> 3600mm <input type="checkbox"/> 4200mm	External Frame Colour <input type="checkbox"/> White <input type="checkbox"/> Black <input type="checkbox"/> Anthracite Grey <input type="checkbox"/> Custom
Fascia Colour <input type="checkbox"/> White <input type="checkbox"/> Black <input type="checkbox"/> Rosewood <input type="checkbox"/> Anthracite Grey	Internal Finish <input type="checkbox"/> Plasterboard <input type="checkbox"/> OSB Boarded <input type="checkbox"/> Tongue & Groove <input type="checkbox"/> None Required	Internal Frame Colour <input type="checkbox"/> White <input type="checkbox"/> Black <input type="checkbox"/> Anthracite Grey <input type="checkbox"/> Custom
Gutter and Downpipe (if required) Gutter Colour <input type="checkbox"/> White <input type="checkbox"/> Black <input type="checkbox"/> Brown <input type="checkbox"/> Anthracite Grey		
Downpipe Profile <input type="checkbox"/> Square <input type="checkbox"/> Round Gutter Profile <input type="checkbox"/> Standard (Square) <input type="checkbox"/> Special		
<input type="checkbox"/> uPVC <input type="checkbox"/> Aluminium		
Cladding Colour <input type="checkbox"/> Cedar <input type="checkbox"/> Larch <input type="checkbox"/> Composite <small>(see page 2 for options)</small>		
Any Other Requests/Notes		




CHOOSE FROM
CEDAR, LARCH &
COMPOSITE CLADDING





NatureClad[®]

Introducing the NatureClad collection;
the ultimate wood effect cladding
system with a natural look and feel.
NatureClad requires no maintenance
and is a long-lasting alternative to
timber cladding, stylishly helping to
protect your building from the
elements.



Standard Composite Cladding Colour Options

Foiled colours (white core)



Mahogany (M)
RAL 8016



Light Oak (C)
RAL 8003



Anthracite Grey (X)
RAL 7016



Agate Grey (AG)
RAL 7038



Black (Z)
RAL 8022



Rosewood (R)
RAL 8016

M-Boss Co-extruded colours (coloured skin)



White (W)



Sand (S)
RAL 1015



Cream (H)
RAL 9001




Light Grey (V)
RAL 7035



Light Blue (P)
X002

NatureClad



Chiminea
Charcoal




Cumulus
Grey



Morning Dew
Silver



Coastal Sand



Rich Espresso

Your questions answered...

WHAT CAN I USE A GARDEN ROOM FOR?

Our garden rooms are versatile and can be used as a home office, gym, art studio, guest room, entertainment space, or simply a quiet retreat. The possibilities are endless!

DO I NEED PLANNING PERMISSION FOR A GARDEN ROOM?

Most of our garden rooms fall within permitted development rights, meaning planning permission is not required. However, if your property is in a conservation area or you plan on a larger structure, we can guide you through any necessary permissions.

HOW LONG DOES INSTALLATION TAKE?

Typically, installation takes between 3- 5 days, depending on the size and complexity of your garden room.

WHAT FOUNDATION IS REQUIRED?

Our garden rooms are designed to be compatible with a range of foundation solutions, including ground screws, concrete bases, and timber frames. The ideal foundation will depend on the ground conditions and the specific requirements of the end user. We recommend consulting with a professional installer to ensure a stable and long-lasting base.

CAN I CUSTOMISE MY GARDEN ROOM?

Absolutely! We offer a range of finishes, cladding options, window styles, and additional features so you can design a space that perfectly matches your taste and needs.

WHAT MAINTENANCE IS REQUIRED?

Our garden rooms are built with durable, low-maintenance materials. Occasional cleaning of windows, treating the exterior cladding, and checking seals will help keep it in excellent condition for years.



THE
ThermaCore
GARDEN ROOM



55a Springfield Road, Gorleston, Great
Yarmouth NR31 6AD

info@thermacore.co.uk

www.thermacore.co.uk