



THE
ThermaCore
WARM ROOF



the **CLASSIC ROOF**



the **LOW PITCH ROOF**



the **FLAT ROOF**



THE
ThermaCore
WARM ROOF

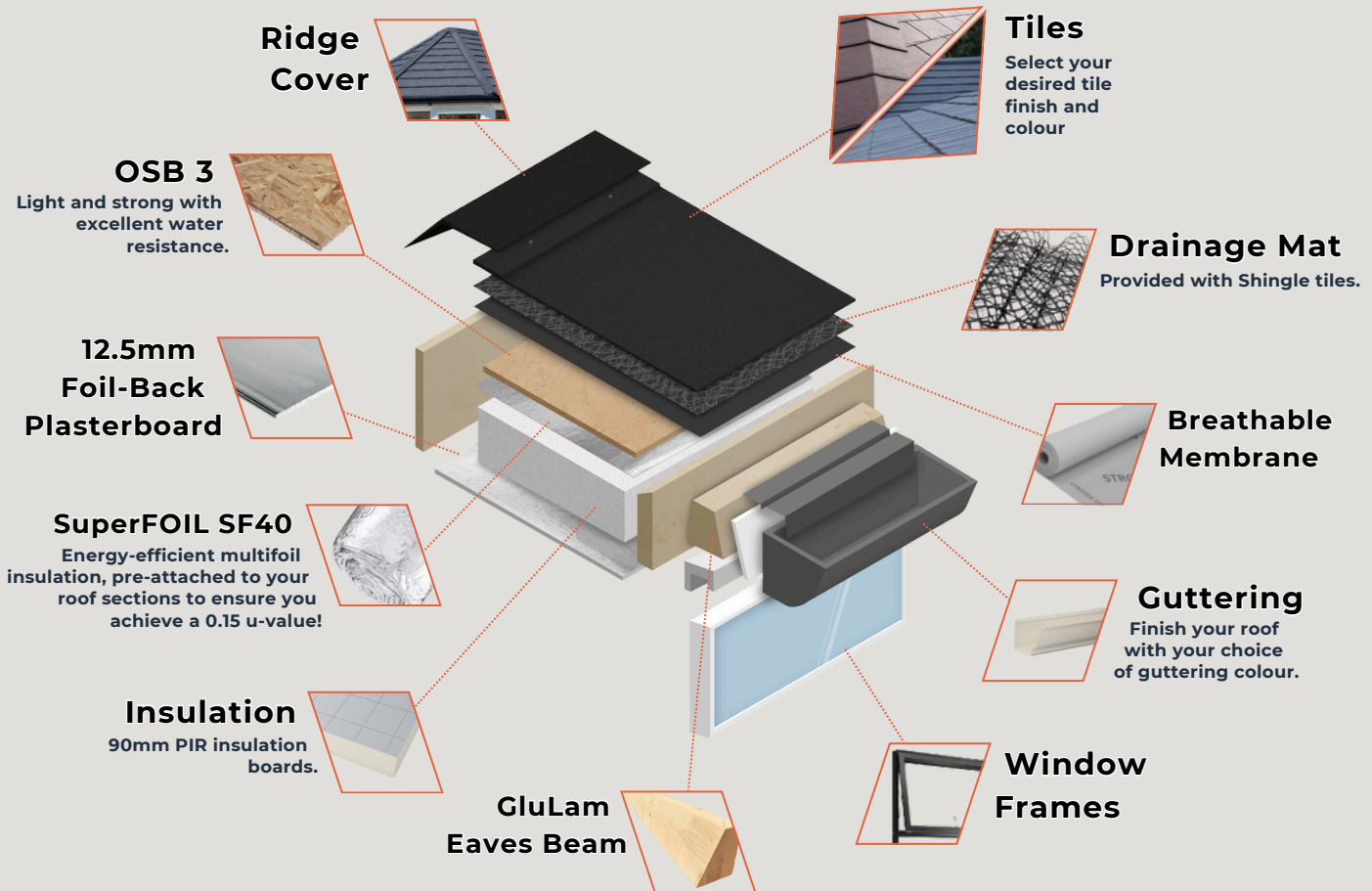
Transform Your Conservatory...

Thinking about replacing your glazed conservatory roof or expanding your home with a cozy new space? The ThermaCore Warm Roof offers a flexible, high-performance solution that is perfect for upgrading an existing conservatory or designing a custom extension that blends seamlessly with your home.

*With the ThermaCore Warm Roof, you can personalise your space with stylish features like roof vents, wide glass panels, or elegant roof lanterns. It's also fully **compliant with building control regulations** and can be easily registered directly with the manufacturer, as they are an **LABC Registered Partner**, giving you total peace of mind from start to finish.*

How Does it Work?

Whether you're upgrading an existing structure or embarking on a new project, the ThermaCore Warm Roof offers one of the most reliable and energy-efficient options available today.



High-Performance Insulation

Every ThermaCore roof is pre-fitted with **90mm PIR insulation** boards, one of the leading insulation solutions on the market, and pre-fitted with **SuperFOIL SF40**, a high-performance, multi-layer reflective insulation that acts as a 3-in-1 solution for thermal insulation, radiant barrier, and vapour control.

Achieve a 0.15 U-Value with Confidence

To meet the latest energy-efficiency standards, we pre-fit SuperFOIL SF40 in the upper section of the roof pod between the 90 mm PIR insulation and the OSB board, **creating a thermal break, preventing any hot and cold transfer and subsequent condensation build up.**

Why Choose The ThermaCore Warm Roof?

No Aluminium

No Condensation

No Hot & Cold Transfer

Why Choose **Timber** Over Aluminium?

Proven Over Centuries...

Timber has stood the test of time! It has been used in construction for hundreds of years. It remains the preferred material in traditional roofing due to its natural strength, insulation properties, and long-term reliability.



ThermaCore: Built Like a Real Roof

Our roof is **designed to perform like a traditional home roof**, not a conservatory upgrade - here's how we do it:

- Timber rafters, just like in a standard house build!
- Built in thermal break meaning **no condensation traps**, no compromise!

This design ensures lasting performance, energy efficiency, and complete peace of mind - for both installers and homeowners.


Any Shape or Size!

The versatility of the ThermaCore Warm Roof allows for fully custom configurations, making it ideal for unique spaces and personalised living areas.

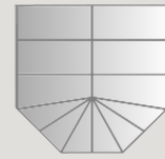
Lean-to



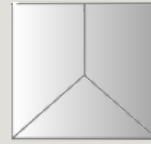
Gable




Victorian



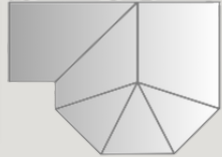
Edwardian



Double-hipped Edwardian



P-Shape



Lean-to

With a robust timber structure at its core, this warm roof solution can be tailored to suit any layout, from classic Victorian and Edwardian styles, to contemporary Lean-to and bespoke combinations.



Gable



Edwardian

Whether you're upgrading an existing conservatory or starting a brand-new project, the ThermaCore Warm Roof offers the perfect combination of flexibility, performance, and timeless design.



Victorian



Double-Hipped Edwardian



P-Shape

Tile Options

We offer a range of stock tiles in both a **shingle and slate effect**, sourced from the leading British lightweight tiles manufacturer, **Britmet Lightweight Roofing**.




LiteSlate



Ash



Oak



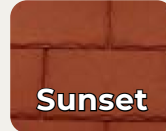
Amethyst



Slate



Sunshine



Sunset



Charcoal

Shingle




Raven



Rustic Brown



Rustic Terracotta



Titanium Grey



Bramble Brown



Smoked Oak



Rustic Red



Slate Grey LiteSlate pictured above and Titanium Grey Shingle pictured below.





the **CLASSIC ROOF**



Fully bespoke

Add roof windows or glass panels

Pre-approved with building control

Our classic ThermaCore Warm Roof is a standard pitched roof that is **fully customisable!** It can be made to suit **any shape**, with the option of adding **roof lights or full glass panels**.



the **FLAT ROOF**



Finish with a Lantern

Perfect solution for Orangeries

Pre-approved with building control

The ThermaCore Flat Roof is the perfect warm roof solution for **orangeries and single-story extensions**. It can be finished off with a **lantern** or a **flat roof window!**



the **LOW PITCH ROOF**



Sleek Modern finish

Pitch as low as 3 degrees

Pre-approved with building control

Looking for a warm roof replacement for a **bungalow or a single storey-extension?** Then you need the ThermaCore Low Pitch Warm Roof, finished with our **Low Pitch Roof sheets** for a clean and **modern finish!**

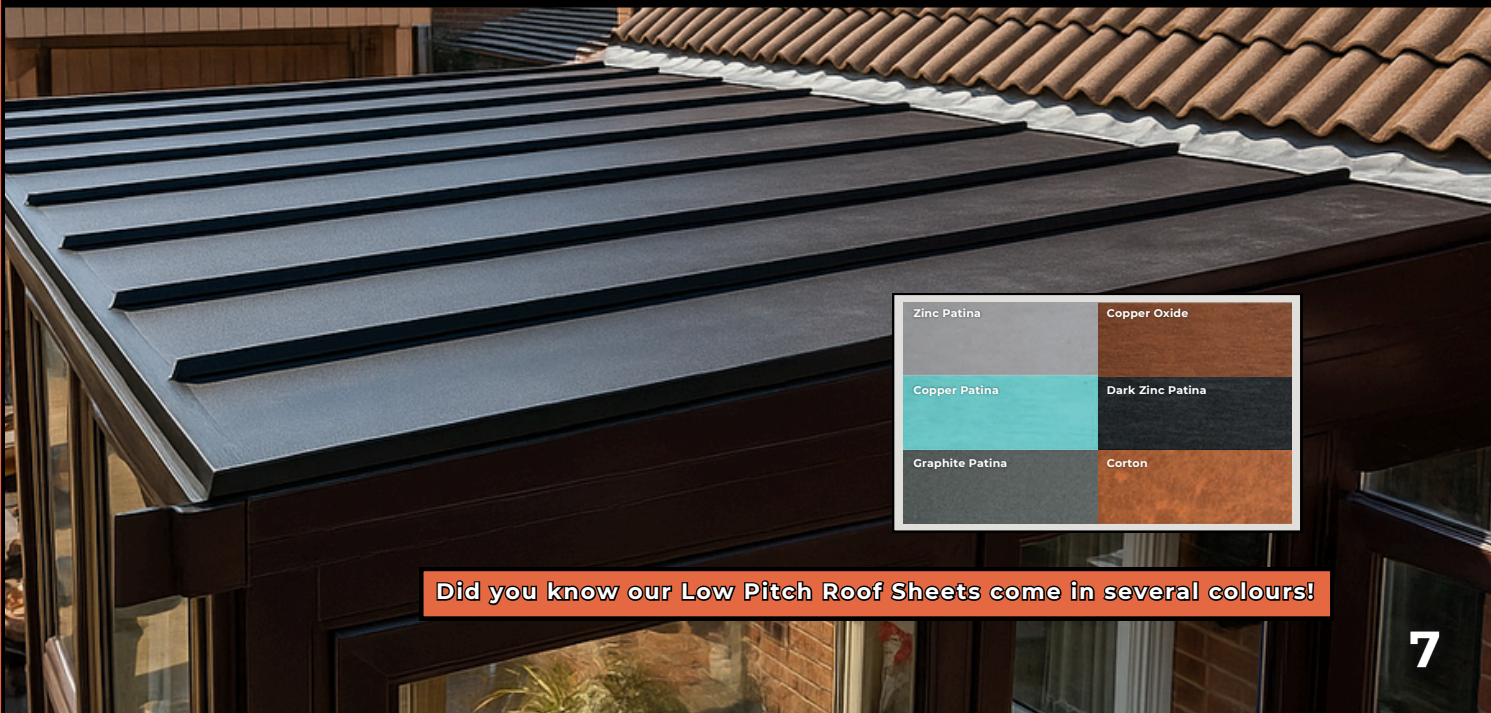


VELUX WINDOWS

GLASS PANES



Finish with a Lantern or Rooflight



Zinc Patina	Copper Oxide
Copper Patina	Dark Zinc Patina
Graphite Patina	Corton

Did you know our Low Pitch Roof Sheets come in several colours!

Q&A

WILL I BE ABLE TO USE MY ROOM ALL YEAR ROUND?

The addition of a ThermaCore Warm Roof can make your room up to 70% cooler in summer and 90% warmer in winter so you will be able to comfortably use your room all year round! You will also be able to enjoy the benefits of reduced noise pollution, no solar glare and extra privacy.

SHOULD I BE CONCERNED ABOUT CONDENSATION?

The ThermaCore Warm Roof is designed with a hybrid insulation system, with the SuperFOIL SF40 creating a thermal break, preventing any hot and cold transfer and subsequent condensation build up. It is also built from timber, which has low thermal conductivity, so there is no need to worry about condensation!

HOW LONG WILL THE WORK TAKE TO COMPLETE?

No installation is the same, but the average ThermaCore Warm Roof installation is completed within 2-3 days. In most instances the roof is secured and weather-tight on the same day.

WILL IT PASS WITH BUILDING CONTROL?

The ThermaCore Warm Roof is fully compliant with building control regulations and pre-approved with your local building control. It can be registered directly with the manufacturers, who are an LABC partner, thus simplifying the building certificate application process.

WILL THE ROOF BE TOO HEAVY FOR MY EXISTING FRAMES?

When compared to a glass roof, the ThermaCore Warm Roof is only very slightly heavier. It is important to check that existing windows and door frames are reinforced suitably. and in keeping with government guidelines, ensure the structure shows no sign of distress and that the existing foundations are adequate to carry the additional weight.

WILL MY INTERNAL ROOM FEEL DARKER?

A tiled roof will ensure you lose the permanent glare as well as hot and cold spikes. However, a small reduction in light will follow, but you can always opt to have roof windows fitted or choose to have full glass panes incorporated to compensate.

WILL MY NEW ROOF MATCH MY HOUSE?

ThermaCore Warm Roofs are all bespoke designs, offering you a range of both internal and external finishes, to provide a matching solution for your home.




WILL THE ROOF BE STRONG ENOUGH TO STAND ON TO CLEAN WINDOWS?

Yes, The ThermaCore Warm Roof structure is strong enough to stand on, providing all Health and Safety procedures are followed. Although to protect the tiles, we do recommend the use of a board or suitable covering.

CAN I INTEGRATE LED CEILING LIGHTS INTO MY ROOF?

YES! Your roof can be designed with LED ceiling lights, which when combined with a traditional plaster finish, will give your new room a bright look and feel.





ThermaCore Home Solutions Ltd.

55a Springfield Road, Gorleston, Great
Yarmouth, NR31 6AD

info@thermacore.co.uk

www.thermacore.co.uk