

Second Act Affiliates **Amazon Influencer System**



www.SecondActAffiliates.com

Amazon Influencer System

The Amazon Influencer program

is an amazing program that allows you to take advantage of a program they've created that can make you money by simply reviewing products you buy. It really is that simple, but there is obviously a set up process.



The influencer program was setup MAINLY for bloggers and social media personalities to be able to easily generate sales for products on Amazon. Think about it, it makes perfect sense right? Amazon wants to make more sales so they are “empowering” influencers and people with an audience.

Amazon allows influencers to create a “storefront” and they can drive people to their store which shows all of the products they like.

So let's give you the 30,000 foot overview. There is a program (The Amazon Influencer Program) that allows people to get paid for making simple video reviews of products that you buy or products that are sold on Amazon (yes, you can get paid for a review of a product that you didn't actually buy on Amazon). Simply upload a video to Amazon, wait till it gets approved (2 days), and anytime someone watches the video and then makes a “Qualifying purchase” (which Amazon isn't very clear on what that is... but let's assume it's a sales of that item), you get a commission.

There is a part of this program that almost no one is talking about that allows you to make money without having to be a big influencer and without having to send a SINGLE person to a store.

THE AMAZON INFLUENCER PROGRAM IS BROKEN INTO TWO “STORE TYPES”.

Influencer Storefront




Store type #1 is the one I described above. You build a storefront and drive people to it, if someone buys you get a percentage of that sales based on the chart below.


Product Category	Fixed Commission
Luxury Beauty, Luxury Stores Beauty, Amazon Coins	5.00%
Furniture, Home, Home Improvement, Lawn & Garden, Pets Products, Pantry	4.00%
Headphones, Beauty, Musical Instruments, Business & Industrial Supplies	3.00%
Outdoors, Tools	2.75%
Digital Music, Grocery, Physical Music, Handmade, Digital Videos	2.50%
Physical Books, Health & Personal Care, Sports, Kitchen, Automotive, Baby Products	2.25%
Amazon Fire Tablet Devices, Amazon Kindle Devices, Amazon Fashion Women's, Men's & Kids Private Label, Apparel, Amazon Cloud Cam Devices, Fire TV Edition Smart TVs, Amazon Fire TV Devices, Amazon Echo Devices, Ring Devices, Watches, Jewelry, Luggage, Shoes, and Handbags & Accessories	2.00%
Amazon Fresh, Toys	1.50%
PC, PC Components, DVD & Blu-Ray	1.25%
Televisions, Digital Video Games	1.00%
Physical Video Games, Video Game Consoles	0.50%
Gift Cards, Wireless Service Plans, Alcoholic Beverages, Digital Kindle Products purchased as subscription, Food prepared and delivered from a restaurant, Amazon Appstore, Prime Now, Amazon Pay Places, Or Prime Wardrobe Purchases	0.00%
All Other Categories	2.00%

This is important, ANY TIME someone watches one of your videos and then buys something from Amazon... you get a commission.

So the problem **MOST** people have here is that they don't have a large audience or following making it almost impossible to get.




Now, let's talk about "Store 2".



Approved to the program.

It's said you should have **at LEAST 1,000 followers...** but I'll explain a cool way around this to get you in.



Traffic to the products you review.

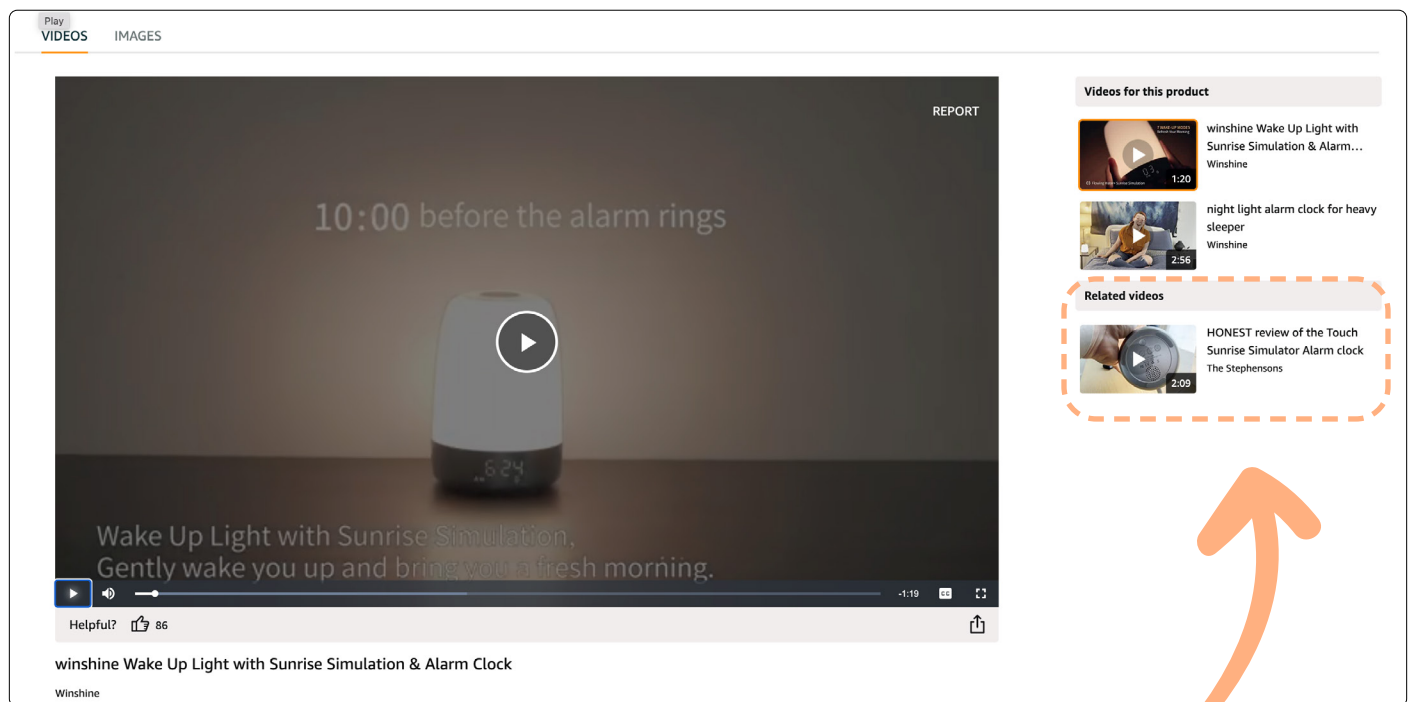
This is "affiliate marketing 101" here. If you review products but no one sees them... you won't make any money. But Amazon did something to help you here!

On Amazon Placement



This is the secret to all of this working without you having to do any “work”. In order to incentivize influencers to post reviews and build a presence on Amazon, Amazon created a category called “On Amazon Placement”.

It looks like this.




As you can see, this is a product listing for a Sunrise simulating Alarm clock. On the right there are two videos from the company themselves listed in the top right under “Videos For This Product”... but then there is a video category labeled “Related Videos”.

Queue the music...

Anytime someone watches that video and then buys this alarm clock... You guessed it... I get paid a commission.

That video listed under “Related Videos” is mine.

How does someone find this video? I'll show you.



This is your typical Amazon listing page...

amazon Hello Select your address All gardyn

Gift Cards Health & Household Buy Again Beauty & Personal Care Free Shipping Amazon Launchpad Coupons Livestreams Amazon Basics Smart Home Home Improvement Save up to 40% in the New

Amazon Home Shop by Room Discover Shop by Style Home Décor Furniture Kitchen & Dining Bed & Bath Garden & Outdoor Home

Shop holiday gift cards

Back to results

Gardyn 3.0 The New Generation of Hydroponics Growing System, Indoor Garden & Vertical Garden Planter | Includes 30 Non-GMO Indoor Plants, Herbs & Vegetables for Your Home Indoor Gardening System

Visit the GARDYN Store
★★★★☆ 238 ratings

-5% **\$899⁰⁰**
Was: \$949.00

FREE Returns

Coupons: ☐ Apply \$100 coupon Terms

Get 50% off eligible products when using American Express Membership Rewards points. Max discount \$80. Activation required. Limited-time offer, see terms.

Size: **GEN 3.0**

GEN 3.0 \$899.00	GEN 1.0 \$399.00	GEN 2.0 \$499.00	GEN 2.0 + NURSERY \$549.00
GEN 2.0 + 1 YR... NURSERY ONLY			

\$899⁰⁰
FREE Returns
FREE delivery Tuesday, January 10
Or fastest delivery Sunday, January 8
Select delivery location
In Stock.
Qty: 1
Add to Cart
Buy Now
Secure transaction
Ships from Amazon
Sold by Gardyn Home
Return policy: Eligible for Return, Refund or Replacement within 30 days of receipt
☐ Add your 30-day FREE trial of Prime and get fast, free delivery
☐ Add a gift receipt for easy returns
Add to List

Click to see more videos

6 VIDEOS

... but you'll notice under the primary picture there are a bunch of other pictures and even a "Videos" box.

When you click the “Videos” you get this page.

VIDEOS IMAGES

Fresher Than a Farmers Market. Pure Food, Grown at Home.
Gardyn Home

Helpful? 83

What do you know... listed under the “Related Videos”, in the second spot, is MY VIDEO!

This particular product is \$900 and is in the “Home and Garden” category which means I get a whopping 4% of every sale that’s made after someone watches my video in that list.

You may have some questions now like...

- What happens if someone watches MY video, and then watches someone else’s... who gets the commission?
- OR**
- How much of the video does someone have to watch in order for it to count?
- OR**
- What if someone watches my video, and then leaves.. but buys again in 30 days?

These are all great questions... the answers to which are seemingly unknown honestly. It’s not in their system and I can’t seem to find solid answers anywhere.

Here’s what I can tell you.

Those things don’t really matter to me because this is so freaking easy to make money with it’s only fair that SOMETHING about it is complicated and left to the unknown to stop the “overthinkers” from trying it.

All I know is that when I post, almost all of my videos get placed on the videos I review for.

How To Sign Up

In order to get this moving, the first thing you need to do is create your account!



The only part of this that MAY hold you is your current “limited followers” which we’ve created a cool community to help you with. Amazon seems to show preference to people with 1,000+ followers so if you don’t have that on Youtube, Instagram, Facebook or TikTok then you should get that before progressing forward.

This is not easy for everyone - which is why we created our Amazon Influencer Crew...

it’s a group of people are committed to making this a REAL thriving income stream and we all work together to help each other. Since there are millions of products on Amazon we don’t have to worry about competition or anything... so why not start a group that works together to share what’s working!

Well, as part of that crew we actually all help each other get a bit of a following. The more we grow the crew, the more we can follow each others accounts, enabling more and more people to tap into this income stream.

Once you join the crew, we will be letting all of our team know that you’ve joined... and they’ll follow you on the social media channel you choose!

**To Join The Crew -
Click Here**

Ok... now, let's assume you have 1,000 people following you on some account... these are the next steps.

1

Sign up for an Amazon Influencer account

You can do this by visiting the [Amazon Influencer Program registration page](#) and filling out the form. Make sure you pay attention to the instructions given so that you provide all the necessary information.

2

Create your channel


Once your profile is set up, it's time to create your channel. This is where all of your video reviews will be located for potential customers to view. Pick a name that best reflects your brand or personality and stick with it throughout the process. I used my family name to make it seem LESS like a "review" channel... and more relatable.

3

Customize Your Channel

Customize your channel with the profile picture and the "header" picture. If you don't know what to put... just use Canva and make something cool. Don't go super cheesy and try to use pictures of YOU because that's what will attract people to your other videos.

PS. If you don't have 1,000 followers and don't want to be a part of a SUPER affordable and cool crew that will absolutely pay for itself 100x over... you CAN try submitting your application with your current social media and see if Amazon approves it. I HAVE heard of some people getting approved without following at all.



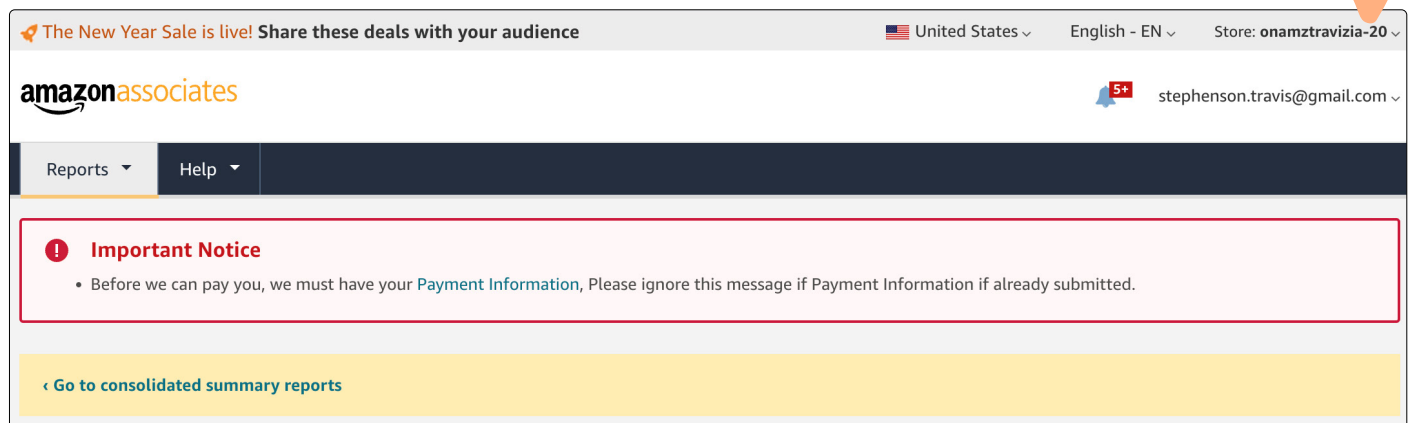
Once you sign up you'll be approved for an **"Associates Account"** which is the account you need to actually track your commissions.

They do ask that you fill out tax forms so obviously you'll want to do that.

The one thing that is SUPER IMPORTANT TO REMEMBER is that you have two stores when you sign up as an Influencer. You have "On Amazon" and your storefront.

In order to track the two you will need to switch between "stores" like the images below showcase:

That is a picture of your associates account when you login, and in the top right you can see "onamz" which is my **"On Amazon" placement earnings**.



MAJOR INFO



It can take up to **TWO FULL MONTHS** to get approved for “on Amazon placement” which means you will likely earn NOTHING until you are approved (unless you have a following and can drive traffic yourself)

It took me almost 2 months exactly to get approved. There is no process you have to submit, or anyone you can talk to. You literally have ONE job...

Earned onsite commissions ⓘ

[See on Associates Central](#)

[Increase your earnings](#)



When you get your storefront and go to your URL you'll see this little box, but it'll have **a lock** on it.

In order to get that lock removed you **HAVE TO HAVE** 3 videos uploaded. Amazon will look at these are your “test” reviews and likely approve or deny you based on this.

Again, it took me 2 months and I made ZERO during this time because I didn't promote it any other way. DO NOT get discouraged, this is a process and it's worth continuing to upload. If anything, it'll make Amazon like you more if you are uploaded without getting on site placement.

Remember, this program is supposed to be specifically for big influencers, and big influencers would likely review stuff no matter if they had on site placement or not.

All that said, you could get approved in a matter of days... but don't be shocked if you are seeing nothing for weeks or even months.

The Perfect Review Outline



There isn't really much you HAVE TO DO here. The fact that the user is already on the product page and is likely considering the product before watching your review means that you don't need high quality video, you don't need to include your face if you don't want to, and the audio quality can be "rough" since these are all cell phone style videos... there really isn't a whole lot you have to do to "increase conversions", but I'm a marketing nerd so I'm going to share what I do that I THINK helps.

I've done a TON of research and made multiple 5 figures in the "review" space over the years. I started writing reviews for cell phone cases back in the day and even had a site ranked #5 for the iPhone 5 release (which made me like \$5,000/ day in ad revenue until I screwed that up...)

There is a format to a good review, a format that will help your buyer feel like your review was more complete and leave less questions in their mind... THEREFORE... this should lead to more sales for you.

See, if we fulfill the buyers need for a holistic review, they are likely NOT to watch other reviews before buying... so we should do our best to make "good reviews".

Here's the format that I've used over the past 12 years.

1

Start by introducing the product and providing some background information on it. Literally 5-8 seconds. Make sure you start your camera on the object because, I've found, Amazon takes the thumbnail from the first few seconds of the video and the thumbnail is a bit part of the success of the video.

2

Discuss the pros and cons of the product. Be honest and objective, and consider both the good and bad aspects of the product. If you want someone to trust you, you're going to need to disclose negatives as well as positives. I like to think of three things to talk about in each video before I shoot it. Something cool, my least favorite thing about the product, my favorite thing about the product.

3

Include any personal experiences or anecdotes that relate to the product. This can help make the review more relatable and engaging. This is easy if you actually use the thing you are reviewing because you have real experience of what you've done with it. If you can think of something that stands out as a specific use case, definitely tell that. Every product is different so this may not be super important if you're reviewing toothpaste or something. But even deodorant could have a cool story about someone telling you how good you smelled or something.

4

Offer any tips or recommendations for using the product. Some little "after 3 months I always..." or "I wish I had known this sooner" type share.

5

Conclude the review by summarizing your overall thoughts on the product and whether or not you would recommend it to others. So now you get to give your "Virtual stars" or some sort of overall rating on how you like it and if you would recommend it. TYPICALLY you are going to always recommend a product, but you could always end with a "if you are an advanced chef you may not like this cutting board because it's a little small, but if you need something to fit a small space this is perfect". See there I make it SPECIFIC to someone in particular vs. giving an "everyone should buy this" review.

That's it. You don't have to get too in depth about MOST products.

If you are reviewing the floor mat in your bathroom... this shouldn't be more than a 2 minute video.

In fact, we have to assume that Amazon uses similar metrics as Youtube when deciding what videos to show in the Related Videos section... so watch time is important. Having a 10 minute video reviewing your favorite white tee shirt is NOT a good thing if we are right about watch time being important.

I have MANY reviews under a minute because most things don't need a lot of time to showcase what something does. You'll be reviewing EVERYTHING YOU OWN (that is sold on Amazon) which means pillows, towels, toothbrushes, deodorant... you don't need to be too in depth for this to work.

Video MUST HAVES

I wanted to list a few notes about making the review videos that I've found helpful or that I know is helping on some videos.

1

I try to review products that DO NOT have 5+ videos already listed in the “Related Videos” section.

Think about it like trying to rank on Google. The more competition, the harder it'll be for us to beat the previously listed videos. So let's try to look for products that don't have Related Videos if we can. (Does that mean you shouldn't review products that have Related Videos, absolutely not, review EVERYTHING)

2

Start your video with the product in focus.

Amazon likes to automatically pull a thumbnail (you are allowed to edit this, but why bother) from the first few seconds of the video so having the product in full focus makes this showcase the product better.

3

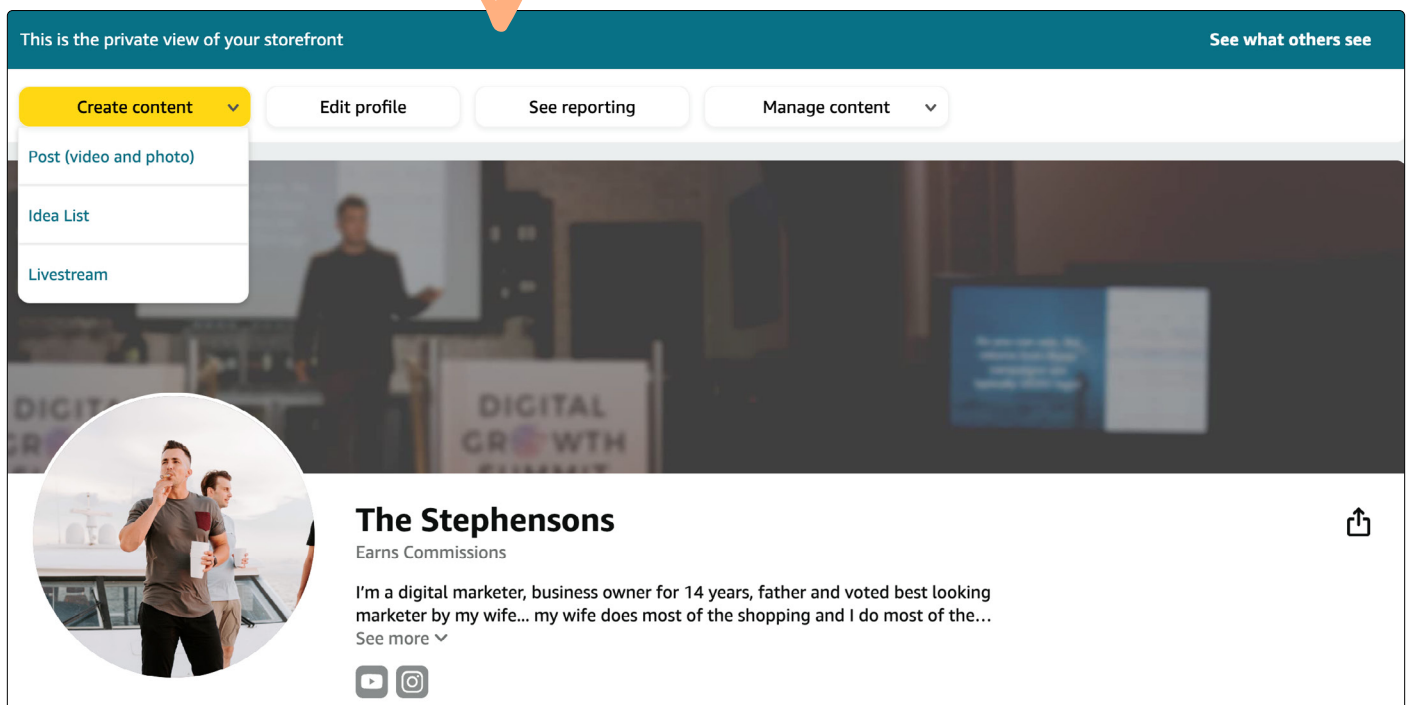
A good review structure (see earlier).

If you don't have a solid review foundation you should try watching other peoples reviews (Mostly on Youtube) and try to create an outline for how they review. What do they talk about, when do they talk about it, etc.

How to Upload Your Video

1. You will need to go to your Storefront url...

It would look like this



2. Next, click “Create Content” and you’ll see three options.

Post (video & photo)

Idea List


Livestream


We’re going to be focused on “Post” here but the Idea List and Livestream is a really lucrative tool as you start to grow.

3. Next step, you click “Post”

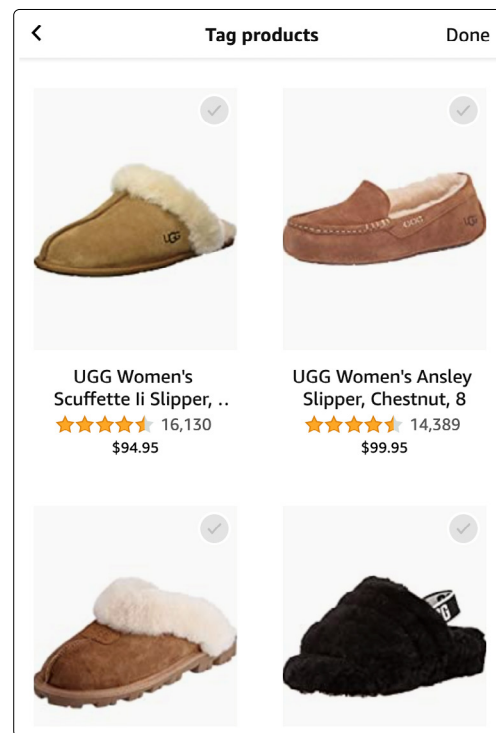
And you'll have a spot to upload your video, you'll be able to tag the actual product you're reviewing, and then you'll also be able to give that video a title.

Create post


Click to upload video or image
Use high-quality JPEG, PNG, BMP, or TIFF files up to 20MB or MP4 or MOV files up to 5GB.



Tag products
 Tag at least 1 product
Submit post Cancel

4. As you can see I tagged these UGG slippers by clicking the little “Checkbox” in the top right of the product I’m reviewing.



5. The next, and VERY important piece of this entire process, is the TITLE!

Tag products



Title 0/60

Submit post Cancel

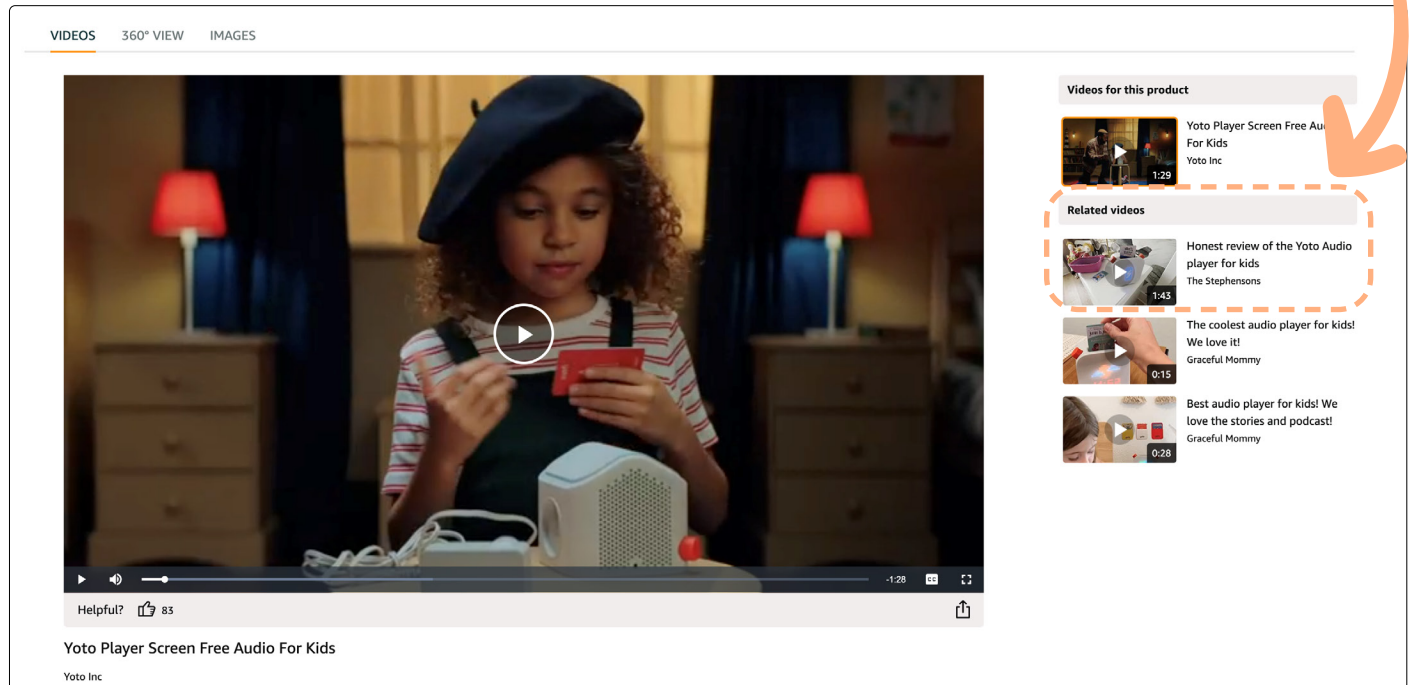
By submitting your content to Amazon, you agree to Amazon's Conditions of Use, Privacy Notice, and Community Guidelines.

Realize that people are going to see this and it's one of TWO things someone sees when deciding to look at your video...

This is a review for a “Yoto player” my kids love.

The video is 1:43 which is all it really needed... the thumbnail is of the product in it's actual place, and the title is “Honest review of Yoto audio player for kids”.

Simple right? Notice I am **ranked “first”** and I’m the only one that mentions that what I’m doing is a review. People love reviews.

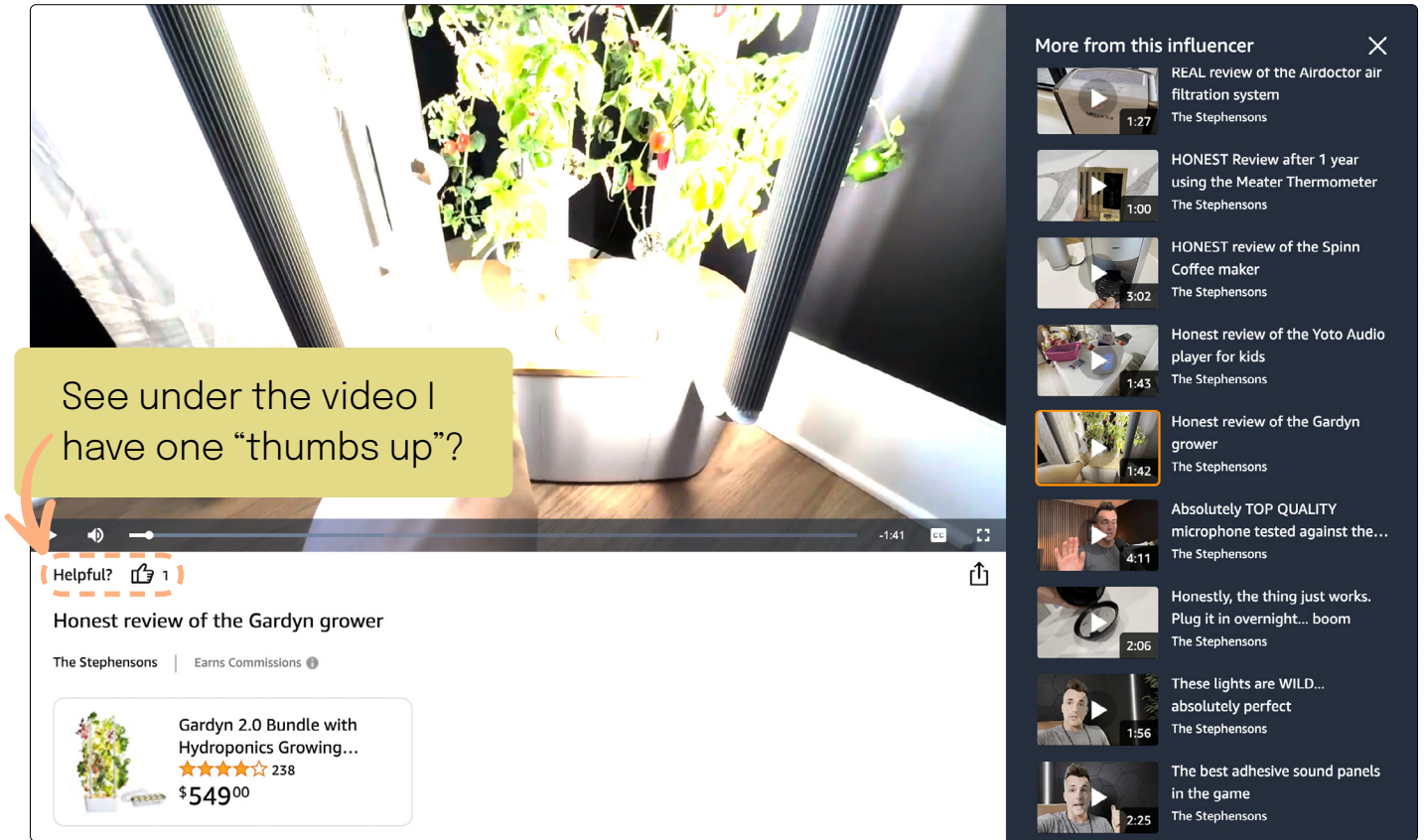


The other videos on this page are just saying that they love them and they are cool. In fact, these reviews are both from the same person and are less than :30 long. Makes me think they aren't that helpful.

Another factor that will help you get more views, and therefore more sales, is how helpful your videos are. Which is why you shouldn't just shoot a :20 second video that says you love something. That's boring and not helpful to someone looking to buy that thing.

Use the review strategy I give you in this document.

But also - check out this picture.



That means someone thought that video was helpful... therefore showing Amazon that my review was good.

That's why it's SUPER important to give a real review, be honest, mention any potential negatives, be real.

If you also look at the image I shared above, you'll see on the right the “playlist” which shows some of my other reviews. Notice how long they are?

All but 2 are less than 3 minutes. The 2 that are longer are more complicated products. One is a microphone and I made that review longer for several reasons:

- There are a lot of reviews for that product, so I need my review to be thorough and helpful
- Microphones are obviously ALL about sound so I had to showcase the sound quality so I actually recorded the audio for that video on my iPhone and on the mic itself allowing me to show both audios so they can see the way it sounds.
- People who buy microphones have specific questions about how a microphone compares to other microphones... so I wanted to make sure I touched on those.

Let's Get Started!

Now that you've seen EXACTLY what we do, and how we do it, there would potentially be a few things that could hold you back from doing this on your own.

You may not have enough followers to qualify for the Influencer Program as Amazon requires at LEAST 1,000 (as stated on their website) but we've found that they like to see more in the range of 3,000+.

You may not want to start a new venture without any ability to get support. There are obvious hiccups when making this work, so having someone around to help as you get stuck is a BIG advantage.

You may not know exactly how to get approved for the "On Site Placement" part of this. Once you apply to be an influencer, if you get approved, You need to upload videos in a VERY specific format to ensure that you get listed for on site placement. This is where the real "passive" income part is actually built.

You want CLEAR step-by-step advice and training to ensure that you follow the process exactly as it's meant to be, instead of being on your own trying to "figure it out".

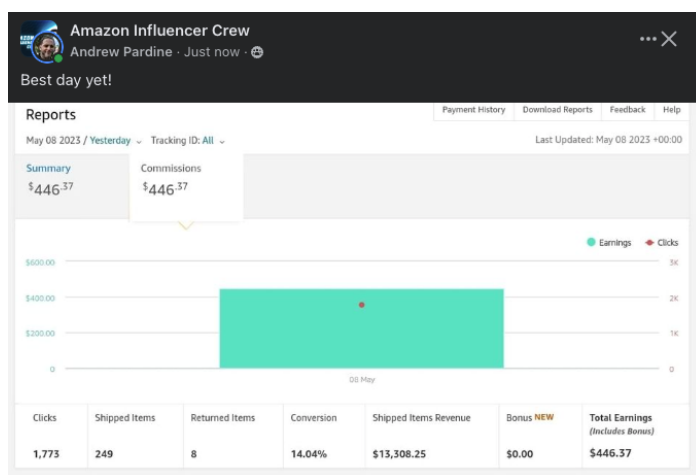
That's why we created the "Simple Profit System" training.

This is a \$97 training platform that has grown into something MUCH bigger than we every imagined.

Simple Profit System is a 1.5 hour long training that walks anyone, in a step-by-step fashion, through the entire method and showcases the tips and tricks you'd want to know before starting.

DON'T do it the hard way by trying to stumble your way through this and potentially messing it up.

For a ONE TIME charge of \$97 you can join our Community of Amazon Influencers that are generating hundreds of thousands of dollars using this method.



The training starts by showing you EXACTLY how to get a page that has enough followers to get you approved for the Amazon Influencer Program.

This is a MASSIVE first step and works like a charm! The creator of this system, Travis Stephenson, has an extensive background online and knows exactly how to grow a following QUICKLY using less than \$50 (on average) to make it happen. Once you follow that process you're in... THEN we get to "part 2" which would be discovering what you need to do to get your reviews approved for "On Site Placement"...

Simple Profit System Covers that too!

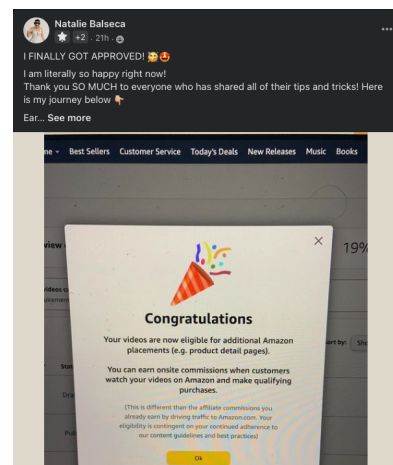
Every single day, in our community, we see people who are just starting out that are getting approved for On Site Placement and it is thanks to what we've learned from the trial and error that Travis showcases inside this program.

You just do as he shows in this \$97 training and you're good to go!

But the best parts, at least in my opinion, of this entire training is:

✓ The fact that this is not a "course" that has hundreds of modules... it's just a training with about 4 videos to help you make all of this happen. You can watch everything and be using it in less than 3 hours!

✓ The Facebook community that we've all become a big part of! Once you join Simple Profit System you'll be invited to join our group! This group is amazing because it really is built to help the members AND you'll see DAILY wins taking place which is really encouraging to know we're in the right place.



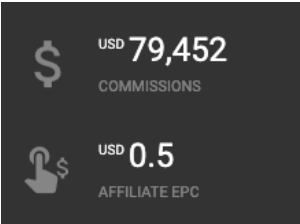
But that is not where the value stops.

Travis' background has always been in affiliate marketing so he saw this program as an amazing opportunity to teach his AMAZING methods, and he allows us to be the beneficiaries!

This is not your "typical" affiliate marketing. He shows you exactly how to make affiliate sales to this program, and he gives 70% commission if you send someone to this.

Imagine that...

Imagine being able to take a program that ACTUALLY WORKS... and then make 70% commission by telling other people. There are members making THOUSANDS per month just posting about it occassionally on Facebook or Instagram!



Just 90 days into releasing this program Travis had already paid out \$79,452 to people, just like us, who simply shared their links on Social Media using the techniques he gives us for FREE inside the program.

Now - you should know - this is COMPLETELY optional... but it's an absolute no brainer for me.

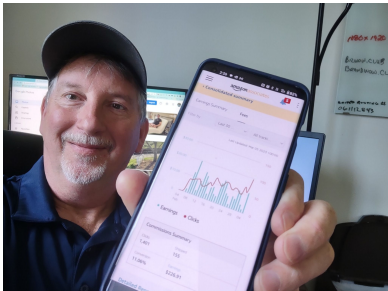
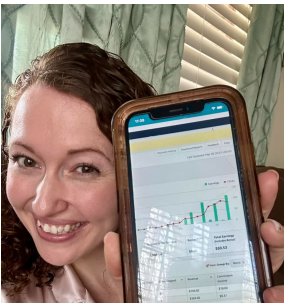
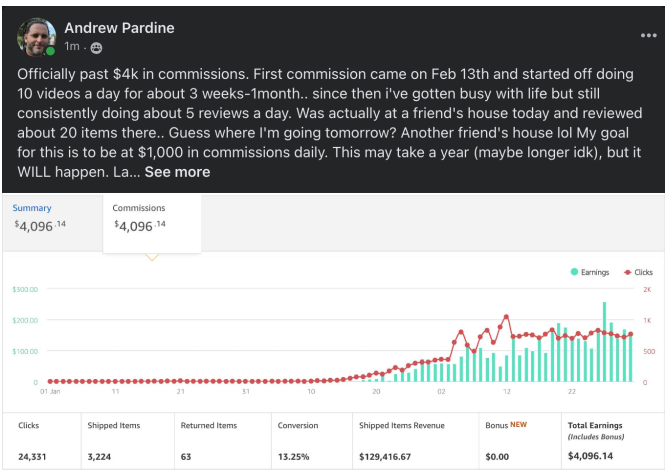
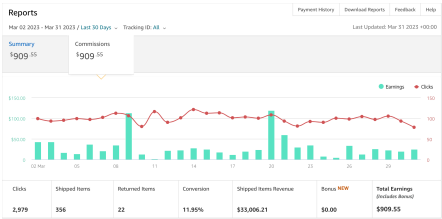
I get to make money with the influencer program AND tell other people about that... it's the ultimate double dip that I get to feel GREAT about.

Many of the people I'll tell, just like you, about this program... will go on to make THOUSANDS per month from the influencer program

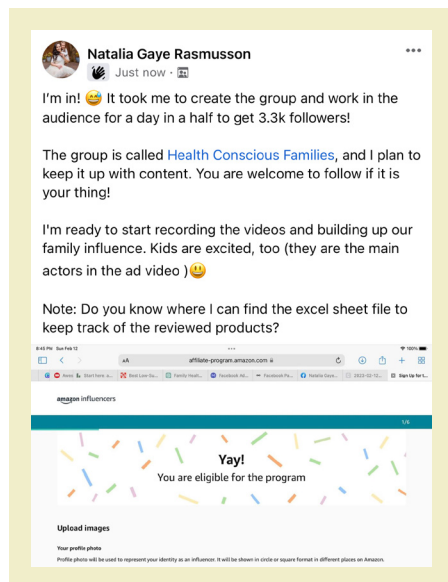
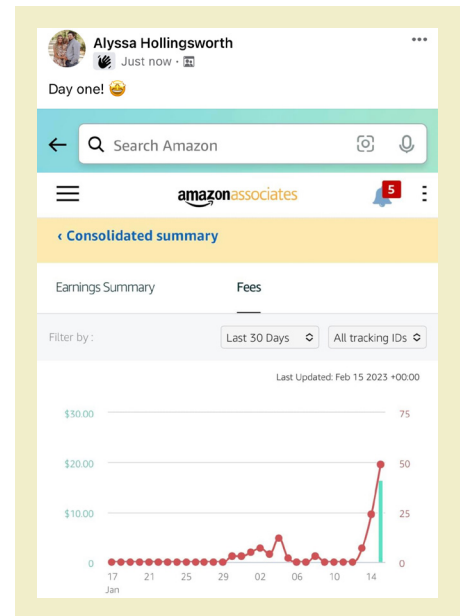
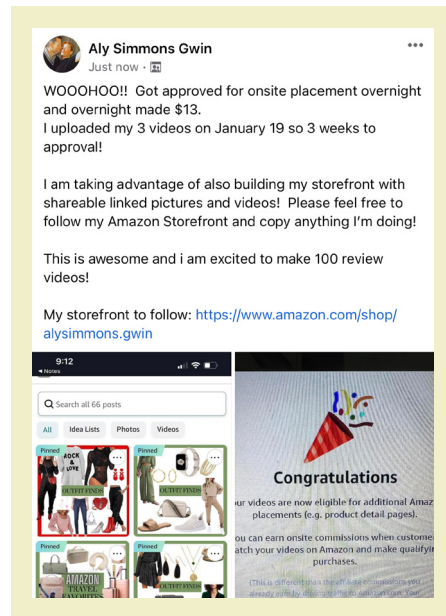
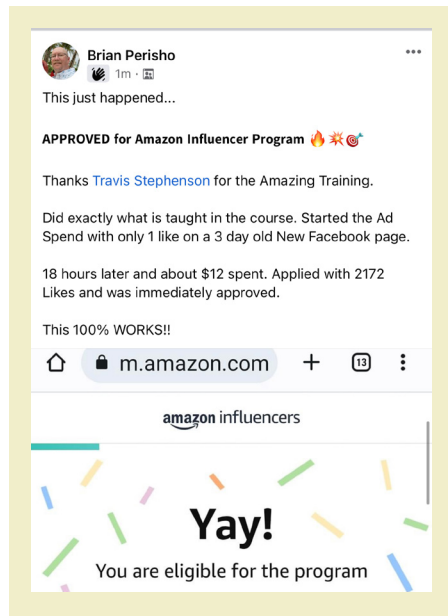
And then once they have that running, will likely go on to make hundreds or thousands a month from their friends asking "How are you doing that?" they just share their link for commissions.

So as you can see... this is a RARE opportunity to generate a REAL (and mostly passive) DUAL INCOME STREAM business which is why I'm here and so dedicated to it!

But I'm not the only one... take a look at JUST SOME of the results this Simple Profit System is getting for the people that join!

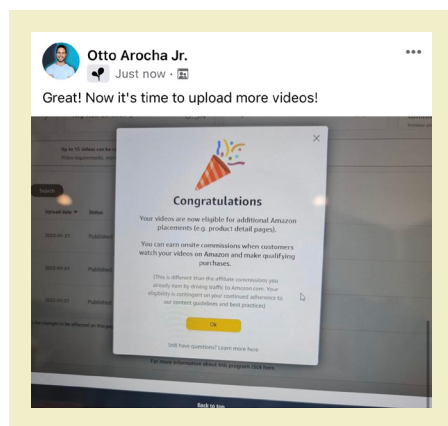
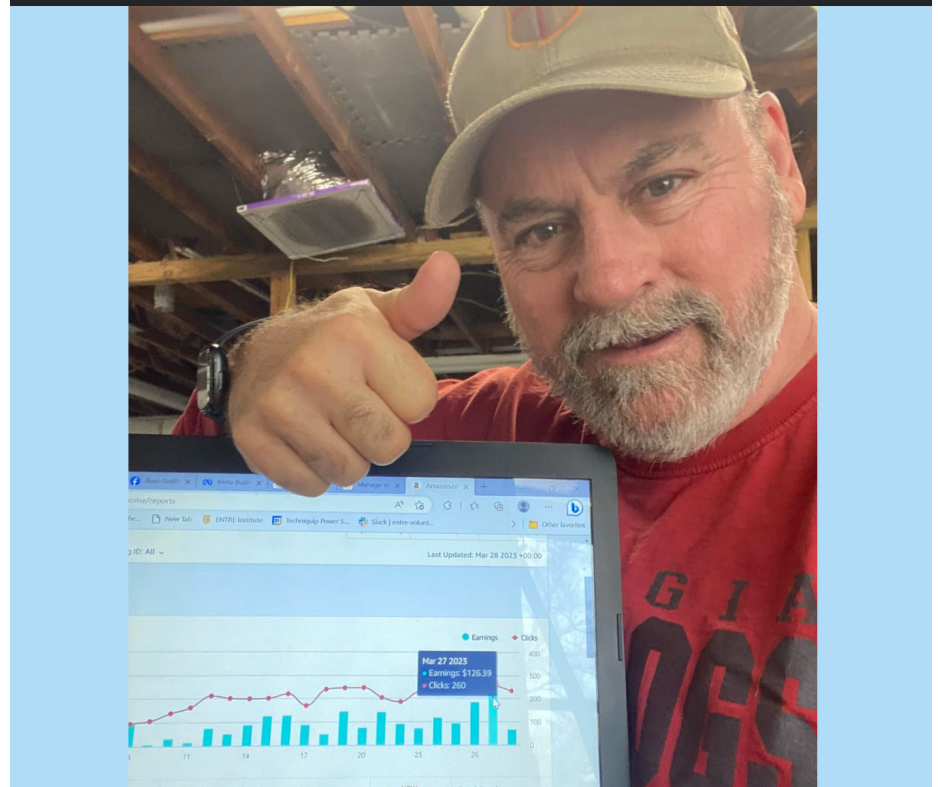


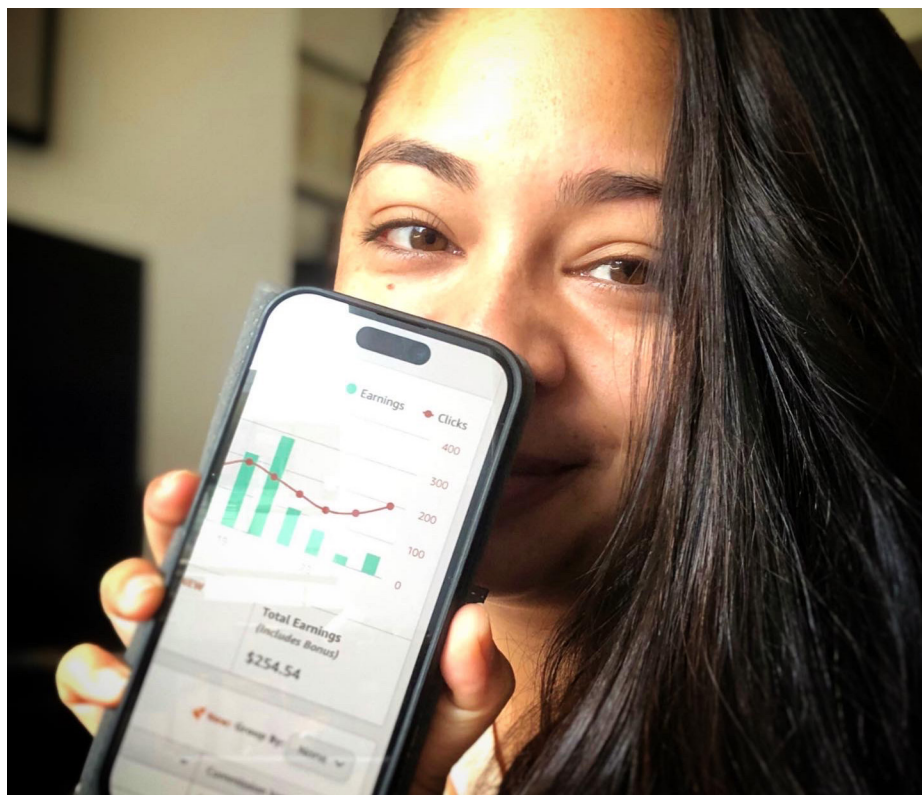
Testimonials




Rowdydawgs.com
Just now · 📷

This Ol Rowdydawg just hit my best day so far at \$126.39 yesterday and from 3/3 to Today total reached \$1,123.90 and It's Not Even been a full 30 days yet! My ads have generated good leads 225 so far with many flowing into the email sequence I think 66 or 67 so far. I have sold 2 and expect to do Even more as these leads more through the email sequence. On top of this I am having companies ask me to do reviews for thier products at 25 to 50 a pop and keep the products as well... See more







 **Amazon Influencer Crew**
★ Ian Keber · 1d · 🌐

YES!!! On site approved today! Joined this program 1/11... we had a site on FB with 4.9K followers and got approved into the influencer program immediately and made our store front <https://www.amazon.com/shop/31interiorsbyalysonkeber>

We uploaded about 15 videos and started sharing our page and a few videos in the first 7 days. We have earned \$8.80 so far just off of traffic we have sent to our pages. OnSite Approved 2/10! Goal is to have over 100 review videos up in the next 30 days and have the revenue stream pay for our kids sports.

Thank you Travis for this great training! I will post updates on earnings as we go!



Lorena Cooke
 Just now · 

For some reason my last post was never approved lol But that was just a celebration post about my being approved in the on-site placement program (approved after 11 days). Here's my first couple of sales after 2 days. Love this!


Feb 12 2023 - Feb 18 2023 (Last 7 Days) · Tracking ID: All

Last Updated: Feb 18 2023

Summary

15.2K

15.2K



Clicks	Shipped items	Returned items	Conversion	Shipped Items Revenue	Bonus NEW	Total Earnings (Amazon Ref)
86	5		5.81%	\$214.61	\$0.00	\$5.26

Earnings

New Group By: None



The top part of the image shows a social media post from the user 'Launa Hobson'. The post includes a profile picture of a woman with dark hair, the name 'Launa Hobson', and a timestamp of '1m' (1 minute ago). The text of the post reads: 'Yay, finally 🥳! Now for the next steps! 🤖'.

The bottom part of the image is a screenshot of a web browser window. The address bar shows the URL 'amazon.com/amazoninfluencers/igpost/igpostpage'. The browser's address bar and tabs are visible. The main content area of the browser shows the 'amazon influencers' page. The page has a dark blue header with the 'amazon influencers' logo on the left and a 'Log In' button on the right. The main body of the page is white and features the text 'Yay!' in a large, bold, black font, followed by 'You are eligible for the program' in a smaller, regular black font. The background of the page is decorated with numerous small, colorful confetti-like shapes in shades of blue, green, yellow, and red. At the bottom of the page, there is a button labeled 'Upload images'.

Andrew Pardine 1m

Boom and just like that, Im officially feeling the potential here. Time to go big and do 5-10 reviews a day. Watch me go from \$0 to \$10,000/month by the end of the year

Videos for this product


1. Boom and just like that, Im officially feeling the potential here. Time to go big and do 5-10 reviews a day. Watch me go from \$0 to \$10,000/month by the end of the year

2. Boom and just like that, Im officially feeling the potential here. Time to go big and do 5-10 reviews a day. Watch me go from \$0 to \$10,000/month by the end of the year

3. Boom and just like that, Im officially feeling the potential here. Time to go big and do 5-10 reviews a day. Watch me go from \$0 to \$10,000/month by the end of the year

4. Boom and just like that, Im officially feeling the potential here. Time to go big and do 5-10 reviews a day. Watch me go from \$0 to \$10,000/month by the end of the year

5. Boom and just like that, Im officially feeling the potential here. Time to go big and do 5-10 reviews a day. Watch me go from \$0 to \$10,000/month by the end of the year



Leila Hossein-Khani

49m

OMG my FIRST comment!!!! I missed Flex Friday by one day but it happened!!!! This is AWESOME!!!! 🤩🤩🤩

Travis: thank you! 🥰🥰🥰

Reports

Summary

May 30 2023 - Apr 28 2023 / Last 30 days - Trading: 0x 4K -

Last Updated: Apr 28 2023 +05:00

Summary

17.1%

Commissions

17.1%

\$10.0k

\$0

Commission

All that's left for YOU to do is join us!

Hit that button below and you'll get more information on exactly what is inside this training. Immediately after joining you'll have full access to the training itself, the group, and the affiliate program so it really does INSTANTLY unlock a lot of doors for you to start creating that online Dual Income Stream business we've all heard about!

JOIN SIMPLE PROFIT SYSTEM

If you ever find yourself stuck or needing any help, feel free to reach back out to me or the community as it's been a huge help to EVERYONE that I've spoken to.

I wish you the best of luck, and don't delay... this system is PRIMED to be leveraged RIGHT NOW and is the easiest and most effective way to generate passive income I've ever seen on the internet.

Don't miss out!

See you at the top!

Robert Dias
<https://secondactaffiliates.com>