K-STATE FOOTBALL

KStateFB
kstatefb
kstatefootball

GAME 2
Saturday, September 10
11 a.m. • ESPN2
Bill Snyder Family Stadium
Manhattan, Kan.

INSIDE THE SERIES

Overall	32-60-5	**Most K-State Pts**	66 (1999)
In Manhattan	15-29-2	**Most Missouri Pts**	61 (1984)
In Columbia	17-31-2	**3 Points or Less**	7-6-5
Current Streak	Won 1	**7 Points or Less**	13-12-5
Longest Win Streak	13 (1993-2005)	**Biggest Win**	66-0 (1999)

K-STATE'S STATISTICAL LEADERS

RUSHING

#22 Deuce Vaughn
18 CAR
126 YDS
1 TD

PASSING



#9 Adrian Martinez
11 COMP
15 ATT
53 YDS
0 TD

RECEIVING

#4 Malik Knowles
3 REC
14 YDS
0 TD

RETURNS

#32 Desmond Purnell
0 PR
17 YDS
1 TD

TACKLES

#41 Austin Moore
5 TKLs

TFLs

#91 Felix Anudike-Uzomah
2.0 TFL

SACKS

Three Players
1.0 SK

INTs

#9 Cincere Mason
1 INTs

WHERE TO FIND...

Media Information 2
Team Notes 3-4
Offensive Notes 4-5
Defensive Notes 5-6
Special Teams Notes 6
Schedule/Coaching Staff/Roster Notes 7
Opponent Breakdown 8
Last Time vs. Missouri 9
2022 Opponent Tracker 10
Head Coach Chris Klieman 11-12
Assistant Coaches/Gameday Locations 13
Roster/Pronunciations 14-15
How the Wildcats Were Built 16
Depth Chart 17
Depth Chart Notes 18-20
Select Player Bios 21-33
Team Statistics 34-35
Game-by-Game Offensive Statistics 36
Defensive Statistics 37
Game-by-Game Defensive Statistics 38
Game-by-Game Summaries/Starters/Turnovers 39
Scoring Drives/Drive Analysis/Third Downs 40
Red Zone/Long Plays 41
Superlatives 42
Game Recaps 43
Last Time 44-48
Records Watch 49
Bill Snyder Family Stadium 50

KANSAS STATE WILDCATS

1-0 • 0-0 BIG 12

Ranking (AP/Coaches) ..... rv/rv
Last Game ..... Sept. 3, 2022
Defeated South Dakota, 34-0
Coach ..... Chris Klieman
Career Record (Yr) 93-29 (10th)
Record at K-State (Yr) 21-16 (4th)
Record vs. Missouri 0-0

VS

MISSOURI TIGERS

1-0 • 0-0 SEC

Ranking (AP/Coaches) ..... nr/nr
Last Game ..... Sept. 1, 2022
Defeated Louisiana Tech, 52-24
Coach ..... Eliah Drinkwitz
Career Record (Yr) 24-13 (4th)
Record at Missouri (Yr) 12-12 (3rd)
Record vs. K-State 0-0

TV	RADIO	SATELLITE
ESPN2	**K-State Sports Network**	**SIRIUSXM**
Beth Mowins (Play-by-Play)	Wyatt Thompson (Play-by-Play)	SiriusXM Channel 200
Kirk Morrison (Analyst)	Stan Weber (Analyst)	SXM App 954
Stormy Buonantony (Sidelines)	Matt Walters (Sidelines)	

THE TOP 5

1 K-State welcomes a familiar foe to Bill Snyder Family Stadium on Saturday as long-time Big 8 and Big 12 member Missouri visits Manhattan for an 11 a.m., ESPN2-televised showdown. It is the first time the two teams have squared off since the 2011 season as the Collin Klein-led Wildcats held off the Tigers, 24-17, in Manhattan. A sellout crowd has been announced for Saturday's game.

2 Coming off a Consensus All-America season, running back **Deuce Vaughn** picked up right where he left off in the 2022 opener, rushing for 126 yards and a touchdown against South Dakota. It was his seventh-straight game with more than 100 rushing yards, which ranks second in school history to Darren Sproles, who had a 10-game streak spanning over the 2002 and 2003 seasons.

3 A transfer from Nebraska, **Adrian Martinez** earned the start at quarterback for the Wildcats last week as he became the first signal caller to start a season opener after transferring from a Division I school since Matt Miller (Texas A&M) started the 1994 opener. However, he is the first ever to come straight from one Division I school and start the next year's season opener as Miller redshirted the 1993 season.

4 With seven returning starters on defense a year ago, the Wildcats returned to form against South Dakota as they pitched a shutout, their first since the 2019 Bowling Green game. It was one of just nine shutouts nationally during the opening weekend of the season and the only one in the Big 12. South Dakota only converted on 5-of-16 third down attempts, while the Coyotes were 0-of-4 on fourth down.

5 Known for its special teams prowess, K-State brings back both of its primary returners in **Malik Knowles** (kickoffs) and **Phillip Brooks** (punts), each of whom have garnered All-America status in their disciplines during their careers. However, it was a blocked punt by **Seth Porter** and a 17-yard return for a score by **Desmond Purnell** that got the Wildcats their first special teams touchdown of the season.

STATISTICAL SPOTLIGHTS

Rushing yards in last week's season opener, the most in a game by the Wildcats since the 2019 KU game (342).	**297**
Points allowed per game since last season and after the switch to a 3-3-5 defensive alignment.	**19.5**
Consecutive games with a rushing TD by **Deuce Vaughn**, the longest streak by a Wildcat since **Collin Klein** in 2012 (12).	**8**
Consecutive 100-yard rushing games by **Deuce Vaughn**, the second-longest streak in school history (Darren Sproles, 10).	**7**
Points given up in last week's season opener, the lone shutout in the Big 12 and one of only nine in the nation.	**0**

PLAYER SPOTLIGHT

With a forced fumble last week against South Dakota, **Felix Anudike-Uzomah** now has seven in his career and is just two shy of tying the school record.

2022 SCHEDULE & RESULTS

South Dakota	**Missouri**	**Tulane**	**at 9/9 Oklahoma***	**Texas Tech***	**at nr/rv Iowa St.***	**at TCU***	**12/11 Oklahoma St.***	**rv/18 Texas***	**at 10/10 Baylor***	**at West Virginia***	**Kansas***
Sept. 3	Sept. 10	Sept. 17	Sept. 24	Oct. 1	Oct. 8	Oct. 22	Oct. 29	Nov. 5	Nov. 12	Nov. 19	Nov. 26
W, 34-0	11 a.m.	2 p.m.	TBA	TBA	TBA	TBA	TBA	TBA	TBA	TBA	TBA
Big 12 Now	ESPN2	Big 12 Now									

MEDIA SCHEDULE • MISSOURI

MONDAY 5	TUESDAY 6	WEDNESDAY 7	THURSDAY 8	FRIDAY 9	SATURDAY 10	SUNDAY 11
No Media Availability	**Press Conference** 12 p.m. – Lunch 12:30 p.m. – Chris Klieman 1 p.m. – Players **FTP Information** Coach Kliemen's press conference will be uploaded to the K-State FTP site at approximately 2 p.m. Contact Ryan Lackey for access.	**No Media Availability**	**Coordinator Media Availability** 2 p.m. – Coordinators **FTP Information** Both coordinator media sessions will be uploaded to the K-State FTP site at approximately 3:30 p.m.	**No Media Availability**	**Game 2** Missouri at K-State 11 a.m. ESPN2 Bill Snyder Family Stadium Manhattan, Kan. **Postgame** Coach Klieman and players in team theatre	**No Media Availability** K-State's game notes for the Tulane game will be available on Monday, September 12 at 12 p.m.

K-STATE ATHLETICS COMMUNICATIONS

RYAN LACKEY
Associate AD/Communications
Primary Contact/Assistants & Players Requests
Cell 785-587-7865
Email ..... rlackey@kstatesports.com
Twitter ..... @rlackey84

KENNY LANNOU
Executive Associate A.D./Communications
Coach Klieman Requests
Cell 785-587-7867
Email ..... klannou@kstatesports.com
Twitter ..... @KennyLannou

MARY GORMAN
ADMINISTRATIVE ASST./COMMUNICATIONS
Credentials

Office 785-532-6735
Email ..... mgorman@kstatesports.com

CREDENTIALS

Media outlets interested in covering Kansas State football on either a season or individual-game basis are requested to submit all applications for credentials through the K-State Athletics Communications football credential application website, which is available at **www.k-statesports.com/media.** K-State is unable to process written requests for football credentials. Please be sure and review the department's credential policies on page 225 of the 2022 K-State Football Media Guide.

Due to inconsistent mail delivery service on tight deadlines, media passes may not be mailed in some instances. If this is the case, passes may be picked up at a location to be determined by the K-State Athletics Communications Office. Individuals picking up credentials will be required to furnish positive identification.

Admission to the press level is for working media only. Only those media with official K-State credentials will be admitted. Friends, spouses, children under the age of 16 and non-workers are not welcome in the press area.

Only two field access credentials will be allowed per media outlet for each game.

WEEKLY MEDIA AVAILABILITY

Tuesdays: Head coach **Chris Klieman** hosts a weekly news conference in the Steel & Pipe Team Theatre of the Vanier Family Football Complex. Lunch will be served at noon followed by Klieman's press conference at 12:30 p.m. Requested players are available from 1 p.m., to 2 p.m. **Player requests must be submitted to Ryan Lackey by 12 p.m., on Mondays.**

Thursdays: Offensive coordinator **Collin Klein** and defensive coordinator **Joe Klanderman** will hold interviews for 10 minutes apiece beginning at 2 p.m. These will take place in the Steel & Pipe Team Theatre at the Vanier Family Football Complex.

PRESS CONFERENCE VIDEO

Broadcast-quality video files for television newscasts of press conferences on Tuesday and Thursday will available for download in the afternoons on those respective days. Please contact Ryan Lackey for FTP access instructions.

POSTGAME INTERVIEWS

K-State's locker room is closed. Media will be asked to submit a list of player requests to Ryan Lackey at the start of the fourth quarter. During home games, Coach Klieman will address the media in the Steel & Pipe Team Theatre on the third floor of the Vanier Family Football Complex, followed by the requested players. To get to the theater, proceed to the concourse and walk toward the Vanier Family Football Complex. Enter the first set of double doors and take an immediate left into the theater. On the road, these interviews will take place either in the designated visiting interview area or outside the visiting locker room.

collegepressbox
SINCE 2005 EVERYTHING BUT THE PREGAME MEAL

COLLEGE PRESSBOX

collegepressbox is the official media website for Division I football. Access and download game notes, quotes, statistics, media guides, headshots, logos and more for all FBS schools, conferences, postseason games, awards and the College Football Playoff. For access, please register for an account at collegepressbox.com/register.

BIG 12 NOW ON ESPN+

In the spring of 2019, the Big 12 Conference and ESPN agreed to significantly expand their existing rights agreement, which runs through 2024-25. Under the expanded agreement, hundreds of additional Big 12 sports events annually will be distributed on the Big 12 Now on ESPN+ digital platform. For more information, visit www.kstatesports.com/Big12Now.

CHRIS KLIEMAN TV SHOW

Featuring the head coach of the Wildcats with the Voice of the Wildcats Wyatt Thompson, the Chris Klieman TV Show recaps the last game for the Wildcats and looks ahead to the coming week. The show will be available Mondays on Big 12 Now on ESPN+ in addition YURView Kansas on Mondays and Spectrum Sports on Tuesdays.

CHRIS KLIEMAN RADIO SHOW

Featuring the head coach of the Wildcats with the Voice of the Wildcats Wyatt Thompson, the Chris Klieman Radio Show recaps the last game for the Wildcats and looks ahead to the coming week, while also taking calls in front of a live audience at Powercat Sports Grill in Manhattan. The show will be held every Wednesday during the season from 7-8 p.m., with the exception of the week of Thanksgiving (November 23). The show will be available on many of the K-State Sports Network affiliates.

2022 RADIO AFFILIATES

MARKET	CALL LETTERS	FREQUENCY
Beloit	KVSV	1190 AM/105.5 FM/102.9 FM
Chanute	KINZ	95.3 FM
Clay Center	KCLY	100.9 FM
Coffeyville	KGGF	690 AM
Colby/Goodland	KRDQ	100.3 FM
Concordia	KNCK	1390 AM/98.3 FM
Dodge City	KAHE	95.5 FM
Emporia	KVOE	101.7 FM
Great Bend	KZRS	107.9 FM
Hays/Ness City	KKDT	93.5 FM
Hiawatha	KNZA	103.9 FM
Hutchinson/Wichita	KHMY	93.1 FM
Junction City	KJCK	1420 AM/107.9 FM
Kansas City	KCSP	610 AM
Liberal	KSMM	1470 AM
Manhattan	KMAN	1350 AM/93.3 FM/93.7 FM
Manhattan	KMKF	101.5 FM
Marysville	KNDY	1570 AM/94.1 FM/95.5 FM
Medicine Lodge	KQZQ	98.3 FM
Norton	KQNK	1530 AM/106.7 FM
Pittsburg	KSEK	107.9 FM
Phillipsburg	KKAN	1490 AM
Phillipsburg	KQMA	92.5 FM
Russell	KRSL	990 AM/98.1 FM
Salina	KSAL	1150 AM
Scott City	KSKL	94.5 FM
Seneca	KMZA	92.1 FM
Topeka	WIBW	580 AM/94.5 FM/104.9 FM
Wichita	KKGQ	92.3 FM
Winfield	KWLS	107.9 FM

NON-CONFERENCE NOTABLES

• Since 1990, K-State holds a 93-18 (83.8%) record in regular-season non-conference games.

• That stretch includes a 79-8 (90.9%) mark at home. During those 30 years (excluding the one-game non-conference schedule in 2020), the Wildcats have had perfect regular season non-conference ledgers 17 times and unblemished marks at home on 24 occasions, which included last season.

A WINNING TRADITION

• Kansas State has been one of the best Big 12 teams since the inception of the conference in 1996. The Wildcats are third with 127 victories, trailing only Oklahoma and Texas.

• The Wildcats also rank third in the conference in winning percentage since round-robin play began in 2011. They sit at 57.6% (57-42), trailing only Oklahoma (81.6%; 80-18) and Oklahoma State (66.7%; 66-33).

• During that stretch, the Wildcats are 32-18 (64.0%) at home in Big 12 play and 25-24 (51.0%) on the road.

ALL-TIME BIG 12 VICTORIES

Rk.	School	Wins
1.	Oklahoma	166
2.	Texas	143
3.	***K-State***	***126***
4.	Oklahoma State	121
5.	Texas Tech	102
6.	Baylor	75
	Iowa State	75
8.	TCU*	47
9.	West Virginia*	42
10.	Kansas	41

** Joined Big 12 prior to 2012 season*

BIG 12 WINNING % SINCE 2011

Rk.	School	Pct.
1.	Oklahoma	81.6%
2.	Oklahoma State	66.7%
3.	***K-State***	***57.6%***
	Baylor	57.6%
5.	Texas	54.1%
6.	TCU	52.2%
7.	West Virginia	49.4%
8.	Iowa State	41.4%
9.	Texas Tech	33.3%
10.	Kansas	6.1%

AMONG THE NATION'S BEST

• K-State has a total of 204 victories since 1996, tying for 24th (with Oklahoma State) among all FBS teams. The Wildcats are one of just 25 schools to reach the 200-win mark over the last 26 seasons.

• Among current Big 12 teams, the Wildcats rank fourth behind Oklahoma (257), Texas (222) and TCU (212).

• More recently, the Wildcats rank 25th in wins among current Power 5 teams since 2010 with 94.

POSTSEASON PROMINENCE

• Kansas State has a strong history of being in the postseason, having advanced to a bowl game 22 times since 1993, including 10 times in the last 12 years.

• K-State's 22 bowl trips since 1993 rank fourth among current Big 12 teams.

• In an era when over 80 teams play in a bowl game each year, the Cats are one of just 25 Power 5 teams to play in a bowl game 10 times in the last 12 years.

WINNING THE FINAL FRAME

• Kansas State was strong in the fourth quarter of games in 2021, as the Wildcats outscored their opponents, 112-56.

• The 56-point difference was the second highest in the Big 12 last season, while it was the most by a Wildcat squad since the 2012 team held an 80-point difference (152-72).

• The Wildcats won 10 of their 13 fourth quarters in 2021. The only three they did not were against Oklahoma State (0-0), Baylor (3-0) and Texas (3-0).

2021 BIG 12 4TH-QUARTER SCORING MARGINS

Rk.	School	Pts For	Pts Against	Margin
1.	Oklahoma State	124	51	+73
2.	***K-State***	***112***	***56***	***+56***
3.	Iowa State	111	64	+47
4.	Baylor	121	81	+40
5.	Oklahoma	121	112	+9

A WINNING HISTORY

• A proven winner with a championship history, **Chris Klieman** holds a 93-29 career record, as his 76.2% career winning percentage ranks fourth among current FBS coaches that have led programs for at least nine years.

• Klieman, who is 21-16 since arriving at K-State, came to Manhattan after capping his five-year stint as head coach at North Dakota State by winning his fourth national championship in 2018. He guided the 2018 Bison to a perfect 15-0 record.

WINNING % BY ACTIVE FBS HEAD COACHES*

Rk.	Coach	Current School	Pct.
1.	Dabo Swinney	Clemson	80.6%
2.	Nick Saban	Alabama	80.2%
3.	Curt Cignetti	James Madison	76.5%
4.	***Chris Klieman***	***K-State***	***76.2%***
5.	Jimbo Fisher	Texas A&M	76.1%

** Minimum 9 years of head coaching experience*

BETTER DISCIPLINE

• K-State was one of the least penalized teams in the nation over the final few weeks of the 2021 regular season, as the Cats totaled only four penalties (1.3 per game) for 41 yards (13.7 yards per game) over their final three regular-season games.

• Entering the final three contests – which began against West Virginia – K-State ranked 77th nationally and ninth in the Big 12 in fewest penalties per game. However, the Wildcats concluded the regular season ranked 34th nationally (43-spot jump) and fourth in the Big 12 (five-spot jump).

• K-State only had one penalty for 10 yards against the Mountaineers, two penalties for 17 yards against Baylor and one penalty for 14 yards at Texas.

• To open up 2022, K-State had just four penalties for 34 yards.

TAKING CARE OF THE BALL

• Another staple of K-State football over the past decade has been committing very few turnovers, as the Wildcats rank third nationally among current Power 5 teams since 2012 in fewest turnovers per game at 1.21.

• That figure leads the Big 12 as the Wildcats' 154 total turnovers over the last 11-plus seasons are 13 better than the next closest program (Oklahoma, 167).

• In the season opener last week, the Wildcats did not commit a turnover while forcing one (interception).

FEWEST TURNOVERS PER GAME*

Rk.	School	TOs/Gm
1.	Alabama	1.06
2.	LSU	1.13
3.	***K-State***	***1.21***
4.	Georgia	1.23
5.	Stanford	1.25

** Among Power 5 teams since 2012*

WILDCATS WHEN...

Overall	1-0
Big 12	0-0
Non-conference record	1-0
Home	1-0
Away	0-0
Neutral	0-0
Current streak	Won 2
Current home streak	Won 1
Current road streak	Won 1
Last win	34-0 vs. South Dakota (9/3/22)
Last loss	22-17 at Texas (11/26/21)
Day game	0-0
Night game	1-0
Game on:	
ESPN	0-0
ESPN2	0-0
ESPNU	0-0
FOX	0-0
FS1	0-0
Big 12 Now on ESPN+	1-0
September	1-0
October	0-0
November	0-0
January	0-0
vs. top-25 teams (AP)	0-0
vs. non-ranked teams (AP)	1-0
On artificial surface	1-0
On natural grass	0-0
Scoring first	1-0
Opponent scores first	0-0
Leading after 1st quarter	1-0
Behind after 1st quarter	0-0
Tied after 1st quarter	0-0
Leading at halftime	1-0
Behind at halftime	0-0
Tied at halftime	0-0
Leading after 3rd quarter	1-0
Behind after 3rd quarter	0-0
Tied after 3rd quarter	0-0
Scoring 20 points or less	0-0
Scoring 20+ points	1-0
Scoring 30+ points	1-0
Allowing 21 points or less	1-0
Allowing 10 points or less	1-0
With 100-yard rusher	1-0
Allow 100-yard rusher	0-0
With 300-yard passer	0-0
Allow 300-yard passer	0-0
Outgain opponent	1-0
Total offense + 400 yards	0-0
Allow + 400 yards total offense	0-0
No turnovers	1-0
Less than three turnovers	1-0
Three or more turnovers	0-0
No takeaways	0-0
Three or more takeaways	0-0
Fewer turnovers gained	0-0
Equal turnovers gained	0-0
More turnovers gained	1-0
Control time of possession	1-0
Opponent controls time of possession	0-0

NATIONAL RANKINGS

Associated Press Top 25 (Preseason)

1.	Alabama (54)	0-0	1566
2.	Ohio State (6)	0-0	1506
3.	Georgia (3)	0-0	1455
4.	Clemson	0-0	1292
5.	Notre Dame	0-0	1242
6.	Texas A&M	0-0	1212
7.	Utah	0-0	1209
8.	Michigan	0-0	1203
9.	Oklahoma	0-0	956
10.	Baylor	0-0	884
11.	Oregon	0-0	831
12.	Oklahoma State	0-0	814
13.	NC State	0-0	752
14.	USC	0-0	711
15.	Michigan State	0-0	631
16.	Miami	0-0	476
17.	Pittsburgh	0-0	383
18.	Wisconsin	0-0	365
19.	Arkansas	0-0	348
20.	Kentucky	0-0	332
21.	Ole Miss	0-0	324
22.	Wake Forest	0-0	303
23.	Cincinnati	0-0	265
24.	Houston	0-0	263
25.	BYU	0-0	234

OTHER BIG 12 RECEIVING VOTES:
Texas 164, **Kansas State 14**.

***USA TODAY Sports* AFCA Coaches' Poll (Preseason)**

1.	Alabama (54)	0-0	1634
2.	Ohio State (5)	0-0	1564
3.	Georgia (6)	0-0	1542
4.	Clemson	0-0	1356
5.	Notre Dame	0-0	1284
6.	Michigan	0-0	1232
7.	Texas A&M	0-0	1219
8.	Utah	0-0	1134
9.	Oklahoma	0-0	1027
10.	Baylor	0-0	891
11.	Oklahoma State	0-0	859
12.	Oregon	0-0	734
13.	NC State	0-0	726
14.	Michigan State	0-0	711
15.	USC	0-0	602
16.	Pittsburgh	0-0	450
17.	Miami	0-0	433
18.	Texas (1)	0-0	383
19.	Wake Forest	0-0	381
20.	Wisconsin	0-0	369
21.	Kentucky	0-0	353
22.	Cincinnati	0-0	339
23.	Arkansas	0-0	334
24.	Ole Miss	0-0	327
25.	Houston	0-0	257

OTHER BIG 12 RECEIVING VOTES:
Kansas State 4, Iowa State 3.

THE LAST TIME KANSAS STATE WAS...
Ranked in CFP Poll: 11/12/2019 (24th)
Ranked in AP Top 25: 10/25/2020 (16th)
Ranked in *USA TODAY Sports* Coaches Poll: 10/25/2020 (16th)
Not Ranked but RV in AP Poll: 2020 Preseason
Not Ranked but RV in Coaches' Poll: 2022 Preseason

CATS TOPS IN NON-OFFENSIVE TDs

• K-State is the nation's best in non-offensive touchdowns over the last 23 seasons as it has 127 since 1999, nine more than the next closest team.

• Kansas State tallied three non-offensive scores in 2021 as **Malik Knowles** returned a kickoff for a touchdown at Oklahoma State and against Oklahoma, and Marvin Martin returned a block punt for a score against West Virginia.

• Last week, **Seth Porter** blocked a punt which was then scooped up and taken into the end zone by **Desmond Purnell**.

NON-OFFENSIVE TDs SINCE 1999

Rk.	School	Non-Offensive TDs
1.	***K-State***	***127***
2.	Alabama	118
3.	Virginia Tech	113
4.	Boise State	108
T5.	Texas/Utah	107

*Of the 127 non-offensive TDs since 1999, **42** have been punt returns, **39** interception returns, **33** kickoff returns, **11** fumble returns and **2** missed/blocked field goal returns.*

MORE DEPTH

• K-State's initial two-deep of 2022 included 58 names, which was the most since the first depth chart of 2014 (58).

• Over **Chris Klieman**'s first three seasons at K-State, the initial two-deep in 2021 listed 56 names, the first one of 2020 listed 54, and the first two-deep under Klieman listed 52.

• Last week, with the ultimate goal of building more depth, a total of 66 players saw the field against South Dakota.

OFFENSIVE NOTES

KLEIN TAKES OVER AS OC

• A 2012 Heisman Trophy finalist and one of the best signal callers in school history, **Collin Klein** is in his first season as K-State's offensive coordinator.

• Klein is one of just four Power 5 offensive coordinators to play quarterback at the school in which they work. The other three are Brandon Streeter (Clemson), Tommy Rees (Notre Dame) and Tavita Pritchard (Stanford).

• Klein was promoted to interim offensive coordinator for the TaxAct Texas Bowl, and all he did was direct the Wildcats to 42 points – their highest output of the season and third highest in school bowl history – while their 442 yards of total offense was the second-best output of the 2021 season and ranked fifth in K-State bowl history.

• Klein was a co-offensive coordinator for one season at K-State (2018), as he begins a run as the Wildcats' sole offensive play caller for the first time in his career.

OFF AND RUNNING

• K-State opened the season with 297 yards on the ground, led by **Deuce Vaughn**'s 126 yards and **Malik Knowles**' 75-yard touchdown run on the first play of the season.

• The 297 yards on the ground were the most by a Wildcat team since recording 342 in the 2019 KU game.

• Knowles' score 10 seconds into the game was the fastest score in school history. It topped an 11-second score against Louisiana Tech in 1988.

RANKING HIGHLY IN 2021

• K-State returns 24 letterwinners – including six starters – from an offense that ranked highly in school history in many statistical categories.

• The 2021 Wildcats set the school record for completion percentage (69.59) and ranked third in yards per play (6.30). They also finished sixth in rushing yards per carry (4.83), seventh in passing efficiency (146.6), eighth in completions (204) and ninth in yards per pass attempt (8.36).

POINTS PER GAME GOING UP?

• One area in which K-State may improve this season in points per game. The Wildcats averaged 27.5 points per game in 2021, but they have two of the top scorers in the nation on their roster.

• Running back **Deuce Vaughn** currently ranks first nationally among all active non-kickers in career points per game (8.0), while quarterback **Adrian Martinez** is fourth (5.6).

• K-State opened the season with 34 points against South Dakota, which included rushing touchdowns by both players.

AN EXPERIENCED QB

• One of the top transfer quarterbacks in the 2022 cycle landed at Kansas State in **Adrian Martinez**, who spent the previous four seasons at Nebraska.

• A career 38-game starter for the Huskers, Martinez set 17 school records, including career total offense (10,792) and completions (670).

• Martinez is one of only two active quarterbacks in the nation with 8,000 passing yards and 1,000 rushing yards in a career. He is tops among active quarterbacks in career rushing attempts (521), second in rushing touchdowns (36) and rushing yards (2,340) by a quarterback, and third in total offense (10,884).

MIX OF NEW AND OLD

• The blueprint for success has been established for the offensive line under coach **Conor Riley** since he came to Manhattan with **Chris Klieman** in 2019. That should make for a smooth transition for three new starters in 2022.

• Junior **Cooper Beebe**, a 2021 First Team All-Big 12 performer who is a Preseason All-American and on the watch lists for the Outland Trophy and Lombardi Award, is back started the season at left guard, but he can still play tackle.

• Another seasoned veteran lines up at right tackle in **Christian Duffie**, a player who has started 22-consecutive games for the Wildcats, the most on the team.

• However, K-State is replacing the interior of the offensive line. Senior **Hayden Gillum** started at center, while sophomore **Hadley Panzer** is listed as the starter at right guard.

VAUGHN RETURNS AFTER ALL-AMERICAN SEASON

• One of the top returning players in all of college football by multiple media outlets, running back **Deuce Vaughn** is looking to improve upon his 2021 campaign in which he became the 11th Consensus All-American in school history.

• A product of Round Rock, Texas, Vaughn is one of just six Consensus All-Americans returning from last season, joining Alabama quarterback Bryce Young, USC wide receiver Jordan Addison, Alabama linebacker Will Anderson Jr., Michigan kicker Jake Moody and USF returner Brian Battie.

• Vaughn, who earned First Team All-America honors by the Associated Press and *Sporting News*, currently ranks first nationally among all active non-kickers in career points scored per game (8.0), second among active players in career all-purpose yards per game (134.21), fourth in rushing yards per carry (5.8) and sixth in total touchdowns (32).

• A threat virtually every time he touches the ball, Vaughn has gone for at least 10 yards on 95 of his 451 career scrimmage touches as he is gaining at least 10 yards 21.1% of the time he either takes a hand off or receives a pass.

ALL-PURPOSE BACK

• The high career marks by **Deuce Vaughn** are not only due to his prowess as a runner, but he has been one of the best running backs in the nation in terms of catching the ball out of the backfield.

• Over the first 24 games of his career, Vaughn has 2,172 rushing yards and 904 receiving yards. With 96 more receiving yards, he will be just the 59th FBS player overall since 1996 to reach the 2,000/1,000 mark and just the 10th from the Big 12.

• However, Vaughn could be one of the fastest players to hit the marks in terms of games played.

• Additionally, he would be just the second Big 12 player to hit those marks prior to the end of his junior year, joining former Texas Tech running back Taurean Henderson.

FASTEST TO 2,000 RUSH, 1,000 REC*

Rk.	Player	School	Game
1.	Mewelde Moore	Tulane	21
2.	Brian Leonard	Rutgers	27
	Ontario Sneed	Central Michigan	27
4.	Christian McCaffrey	Stanford	29
	Jeremy McNichols	Bosie State	29
	Luke Staley	BYU	29
7.	Reggie Bush	USC	31
	Rafael Little	Kentucky	31
	Charles Sims	Houston/West Virginia	31
10.	Saquon Barkley	Penn State	32
	Clark Green	Kansas	32
	Quentin Griffin	Oklahoma	32
	Elijah McGuire	Louisiana	32

DEUCE VAUGHN: (2,172 rushing / 904 receiving in 24 games)

** Nationally since 1996*

OFFSEASON MOMENTUM

• Senior **Malik Knowles** received great offseason momentum from his performance in the Texas Bowl as he hauled in two touchdowns to help K-State to a 42-20 win over LSU.

• His two touchdowns tied for the third most in K-State bowl history and pushed his career total to 12, which is tied for eighth in school history.

DEFENSIVE NOTES

A BIG TURNAROUND

• The K-State defense switched from a four-man front to a three-man front in 2021, and the change paid off in spades as the Wildcats trimmed 11.2 points and 100.0 yards per game allowed off their averages from the year prior.

• Those categories were just some of the major improvements from years past.

DEFENSIVE IMPROVEMENT

Category	2021 Mark	Best Since (#)
Scoring Defense	21.0	2003 (16.3)
Total Defense	344.7	2009 (339.9)
Rushing Defense	129.5	2017 (117.7)
Tackles for Loss per Game	6.9	2006 (7.0)
Total Turnovers Gained	18	2018 (19)

FEWER EXPLOSIVES

• One area of emphasis for the Wildcat defense in 2021 was to limit opponents' explosive plays, and the Wildcats made headway in that area by allowing 3.5 plays per game of 20 or more yards.

• It was the lowest per game mark allowed by K-State since the 2014 squad surrendered 3.3 plays per game of 20 or more yards (43 plays in 13 games).

• K-State's 48 total plays allowed of 20 or more yards last year tied for the 18th fewest in the nation last season and ranked second in the Big 12.

• Last week, the Cats just gave up two total plays of 20 or more yards (1 rush/1 pass).

FEW FIRST DOWNS

• The Wildcats also ranked highly in the nation last season in fewest first downs allowed, surrendering 17.9 per game to rank 20th in the nation.

• K-State allowed 20 or fewer first downs in 10 of its 13 games in 2021, including five contests with 15 or fewer.

• It was the second time under head coach **Chris Klieman** that K-State ranked in the top 20 in that category having placed 17th at 17.2 first downs allowed per game in 2019.

• Since the NCAA made first downs an official statistic in 2008, the Wildcats have only been under 20 first downs allowed per game on four occasions.

• South Dakota had just 13 first downs last week.

PLAYING BEHIND THE LINE

• K-State tallied 90 tackles for loss last year to rank 10th in school history and 26th in the nation. It was the second most by a K-State team since 2004 (2006 squad had 91) and was the Wildcats' best national ranking since placing 18th in 2006.

• The Wildcats return 56 of those 90 TFLs from last year (62.2%), a majority coming from the top two in the category last year in linebacker **Daniel Green** (16.0) and defensive end **Felix Anudike-Uzomah** (14.5).

• K-State tallied at least six tackles for loss in 10 games last year, which included each of the final six regular-season contests.

• The Wildcats tallied a season-high 10 TFLs against Baylor and TCU, while they had nine against West Virginia and Texas.

• K-State recorded 10.0 TFLs last week against South Dakota, including 2.0 from Anudike-Uzomah.

FINDING A NEW HOME

• K-State brought in eight transfers from either Division I or community college on the defensive side of the ball, including six that could see significant time early in the season.

• Transfers that are listed on the initial depth chart include safeties **Drake Cheatum** (Prairie View A&M), **Josh Hayes** (Virginia/North Dakota State) and **Kobe Savage** (Tyler JC), linebackers **Gavin Forsha** (Tyler JC) and **Shawn Robinson** (Missouri/TCU), and cornerback **Jordan Wright** (Fullerton College).

KING FELIX

• After making a name for himself in 2021, junior defensive end **Felix Anudike-Uzomah** is looking to improve off an All-American campaign in which he was also named the Big 12 Defensive Lineman of the Year.

• A Preseason All-American by multiple outlets in addition to being named to the Nagurski Trophy, Bednarik Award and Lombardi Award watch lists, Anudike-Uzomah finished the 2021 season tied for the national lead in forced fumble per game (0.46), while he ranked 11th nationally and second among sophomores in sacks per game (0.85).

• Anudike-Uzomah has seven forced fumbles in his career, just two shy of tying the school record.

• A product of Kansas City, Missouri, Anudike-Uzomah is tied for the national lead among active player in career forced fumbles per game (0.37), while he is fifth in sacks per game (0.68).

• After carding a sack in the opener vs. South Dakota, Anudike-Uzomah is now 5.5 sacks shy of entering K-State's career top-10 list.

CAREER FORCED FUMBLES PER GAME (ACTIVE PLAYERS)

Rk.	Player	School	Sks/Gm
1.	***Felix Anudike-Uzomah***	***K-State***	***0.37***
2.	Mitchell Agude	Miami	0.37
3.	David Perales	Fresno State	0.28

WILDCATS IN THE NFL

With the NFL season kicking off this week, 13 former Kansas State players are on NFL rosters as teams cut to 53 players on their active rosters and started adding players to their practice squads last week. Of the 13 players, seven are on defense and six are on offense. The longest-tenured former Wildcats are **Tyler Lockett** and **Cornelius Lucas** as both are entering their eighth season.

Players from last year's team that are now on NFL rosters include defensive lineman **Timmy Horne** (Atlanta), quarterback **Skylar Thompson** (Miami) and safety **Russ Yeast** (Los Angeles Rams).

Name	Team	Pos.	Exp.
Timmy Horne	Atlanta	DL	R
Elijah Lee*	Kansas City	LB	6
Tyler Lockett	Seattle	WR	8
Cornelius Lucas	Washington	T	8
AJ Parker*	Detroit	CB	2
Byron Pringle	Chicago	WR	5
D.J. Reed	New York Jets	CB	5
Dalton Risner	Denver	G	4
Kiondre Thomas*	Green Bay	CB	1
Skylar Thompson	Miami	QB	R
Cody Whitehair	Chicago	OL	7
Jordan Willis	San Francisco	DL	6
Russ Yeast	Los Angeles Rams	S	R

* – Practice Squad

NFL CATS • WEEK 1

THURSDAY, SEPTEMBER 8
Buffalo
at Los Angeles Rams – ***Russ Yeast***
7:20 p.m. (NBC)

SUNDAY, SEPTEMBER 11
Atlanta – ***Timmy Horne***
at New Orleans
12 p.m. (FOX)

San Francisco – ***Jordan Willis***
at Chicago – ***Byron Pringle, Cody Whitehair***
12 p.m. (FOX)

Philadelphia
at Detroit – ***AJ Parker***
12 p.m. (FOX)

New England
at Miami – ***Skylar Thompson***
12 p.m. (CBS)

Baltimore
at New York Jets – ***D.J. Reed***
12 p.m. (CBS)

Jacksonville
at Washington – ***Cornelius Lucas***
12 p.m. (FOX)

Kansas City – ***Elijah Lee***
at Arizona
3:25 p.m. (CBS)

Green Bay – ***Kiondre Thomas***
at Minnesota
3:25 p.m. (FOX)

MONDAY, SEPTEMBER 12
Denver – ***Dalton Risner***
at Seattle – ***Tyler Lockett***
7:15 p.m. (ESPN/ABC)

ON THIS DATE...

SEPT 10

Record.....1-3
Streak.....Won 1
Last Time..... W, 21-19 at Marshall 2005 • Huntington, W.Va.

ALL-TIME GAMES ON SEPTEMBER 10

Year	h/a	Opponent	Score	W / L
1977	a	BYU	0-39	L
1983	a	Kentucky	12-31	L
1988	h	#17 Iowa	10-45	L
2005	**a**	**Marshall**	**21-19**	**W**

K-State 21, Marshall 19
September 10, 2005
J.C. Edwards Stadium

Allen Webb threw two touchdown passes and Thomas Clayton scored twice for Kansas State, which preserved a 21-19 victory over Marshall with an interception in the closing seconds.

Marshall had the chance to win with a field goal from the Kansas State 21 with nine seconds left but decided to try one more play. But Jimmy Skinner, playing the second half in relief of injured Bernie Morris, threw an interception to end the threat.

Kansas State went scoreless in the second half but handed Marshall only its eighth loss since its stadium opened in 1991.

Clayton had his second-straight 100-yard game since replacing career rushing leader Darren Sproles, finishing with 152 yards on 26 carries. Kansas State fell behind early but Webb quieted the crowd, running for 58 yards and throwing for 126.

GREEN MEANS GO

• Linebacker **Daniel Green** is back for his senior season after leading the team in both tackles (89) and tackles for loss (16.0) last year en route to All-Big 12 honors.
• He ranked 18th nationally and fourth in the Big 12 with 5.3 solo tackles per game last season. He also finished eighth in the Big 12 with 6.85 tackles per game, the highest ranking by a Wildcat since 2017.
• During the 2021 season, Green totaled at least nine tackles five times, including a season high 11 against Baylor.
• Green now has 163 career tackles, which is 87 shy of becoming the 27th player in school history with 250 career stops. He would be the first one to accomplish that feat since 2014.
• Of his 163 career tackles, 116 are solo stops as he is 53 shy of entering the school's top-10 list.

OLD FACE, NEW PLACE

• Safety **Josh Hayes** is in his sixth year of college football and third school after transferring in the spring from Virginia.
• However, Hayes, a product of Lakeland, Florida, is reuniting with head coach **Chris Klieman** and defensive coordinator/safeties coach **Joe Klanderman** in Manhattan after the trio were together at North Dakota State. Hayes played as a true freshman and sophomore in 2017 and 2018 under Klieman before he became the K-State head coach for the 2019 season.
• Hayes saw time in all 15 games in 2017, including his first-career start in NDSU's national championship win over James Madison.
• He went on to play 37 more games with 24 more starts for the Bison before transferring to Virginia for the 2021 season, playing in three games before utilizing his redshirt and transferring to K-State.

SPECIAL TEAMS NOTES

SCORING IN THE THIRD PHASE

• One of the main reasons the Wildcats have been a successful program the last three decades is a knack for momentum-swinging plays in the return game.
• Since 2005 (17-plus seasons), the Wildcats have a combined 59 kickoff- and punt-return touchdowns, 22 more than second-place Alabama (37) and 27 more than the next closest Big 12 team (Oklahoma State – 32).
• Of the 59 total returns, a nation-leading 31 are on kickoff returns. The next closest team is San Diego State with 19.
• With the Wildcats' blocked punt-return touchdown last week against South Dakota, K-State has now tallied a punt-return score in every season since 2014, as the 10-year stretch is the longest in school history.

KICK/PUNT RETURN TDs SINCE 2005

Rk.	School	PR/KOR TDs
1.	***K-State***	***59***
2.	Alabama	37
3.	Oklahoma State	32
	San Diego State	32
T5.	Oregon/TCU	31

DEFENSE ON KICK RETURNS

• On the flipside, K-State has excelled in kickoff-return defense, as the Wildcats have gone 112-consecutive games and 358 kickoff returns defended without allowing a score. The last team to take one to paydirt on K-State was Louisiana in 2013.
• K-State's 112-game streak is tied for sixth in the nation with New Mexico behind Florida State (235), Memphis (170), Akron (134), Virginia Tech (118) and UTEP (116).
• The Wildcats have tallied 14 kickoff -return scores since surrendering their last one.

KNOWLES WITH A KNACK

• **Malik Knowles** is the latest Wildcat with a knack for kickoff returns as he was a 2021 Second Team All-American by Phil Steele and a 2022 Preseason All-American by multiple outlets.
• Knowles was the 2021 First Team All-Big 12 kick returner, marking the 15th time in the 26-year history of the Big 12 that K-State had a First Team All-Big 12 returner. The next closest team is former Big 12 member Colorado with four.
• Knowles is tied for fourth in school history in both career and single-season kickoff return touchdowns, thanks to scores last year in back-to-back weeks at Oklahoma State and against Oklahoma.
• Knowles, who also had a 100-yard return in 2019 at Mississippi State, is tied for second nationally among active players with three career kickoff-return scores.
• Knowles currently ranks ranked fourth in school history in career kickoff-return average and touchdowns, while he is tied for second nationally among active players in touchdowns and ranks third in average.

ZENTNER BACK FOR SENIOR SEASON

• Another All-Big 12 performer returns at punter, as **Ty Zentner** is taking advantage of a second senior season in 2022 after averaging 43.5 yards per punt a year ago to tie for fifth in school history.
• His average would have ranked second in the Big 12 had he punted eight more times to reach the required minimum of attempts.
• Zentner's career average of 42.39 would rank fourth in school history if he had four more kicks to qualify.
• Zentner was also the Wildcats' primary kickoff man last year, totaling 36 touchbacks on his 67 kickoffs (53.7%), the most by a Wildcat since at least 2004.
• He got his season off to the right start in that discipline as he tallied five touchbacks on his six kickoffs against South Dakota.

TAKING A STEP FORWARD

• After serving as the primary place kicker each of the final five regular-season contests last season, **Chris Tennant** looks to hold down the spot during his second season in Manhattan.
• A true freshman in 2021, Tennant connected on 5-of-8 field goals and all 16 extra-point attempts as he became K-State's first true freshman to make a field goal since 2001 (Joe Rheem).
• One of those makes was a 51-yarder at Texas, which tied for the longest by a true freshman in school history (Jaime Rheem, 1996 vs. Nebraska) and tied for the seventh longest by a true freshman during the 2021 season.

SCHEDULE NOTES

SCHEDULE IS STREAKY

• K-State's 2022 schedule features four home games in the first five weeks of the season when the Wildcats host South Dakota (9/3), Missouri (9/10), Tulane (9/17) and Texas Tech (10/1).

• Following that stretch, the Wildcats will not return home for nearly a month as they have two road games sandwiched around a bye.

• A quick two-game homestand is followed by two-straight road games, while the Wildcats host Kansas in the regular-season finale.

ON THE ROAD AGAIN

• K-State will once again be on the road to begin Big 12 play as the Wildcats being their conference slate Sept. 24 at Oklahoma.

• It is the 22nd time in the 27-year history of the Big 12 that K-State will begin conference play away from home.

• Interestingly, it is the fourth-straight season K-State will start Big 12 action in the Sooner State. In 2019 and 2021, K-State was at OSU, while in 2020 and 2022 the Cats are at OU.

FAMILIAR FOE

• K-State will welcome in a familiar opponent on Sept. 10 when Missouri comes calling to Manhattan. The Wildcats and Tigers were conference members for nearly 100 years beginning when K-State joined the Missouri Valley Conference in 1913.

• The Wildcats and Tigers played 94 times over a 96-year period from 1914 to 2011 before MU moved to the SEC.

• K-State and Missouri went from the Missouri Valley Conference to the Big 6 Conference in 1928. The Big 6 turned into the Big 7 in 1948 and the Big 8 in 1960 before the Big 12 was established in 1996.

COACHING STAFF NOTES

BY THE NUMBERS

1,176 – Combined Division I coaching wins
220 – Combined years of coaching experience
179 – Combined Division I all-conference players coached
114 – Combined postseason appearances
78 – Combined bowl game appearances
37 – Combined conference championships
36 – Combined years of coordinator experience

OLD EMPLOYER

• Five Wildcat coaches – **Chris Klieman**, **Van Malone**, **Brian Lepak**, **Steve Stanard** and **Buddy Wyatt** – will be facing their former employers this season.

• Of the five, Stanard will see two in non-conference action as he was the defensive coordinator at South Dakota in 1996 and Tulane from 2009 to 2011.

• The other four face their previous employers every season in Big 12 play. Klieman was a GA at Kansas (1997), Malone coached at Oklahoma State (2012-14), Lepak played at Oklahoma (2006-07) in addition to serving as a GA (2017-19), and Wyatt played at TCU (1986-89) before being a GA (1991), coaching at Oklahoma State (1996) and Kansas (2010-14).

PRIOR RELATIONSHIPS

• Several K-State coaches had prior working relationships before to their time in Manhattan. A core of the group was at North Dakota State under head coach **Chris Klieman**, as he worked with offensive line coach **Conor Riley** from 2013 to 2018 and defensive coordinator **Joe Klanderman** from 2014 to 2018.

• Additionally, then-defensive coordinator Klieman and linebackers coach **Steve Stanard** and were on the NDSU staff in 2012 and 2013.

• Other connections include: assistant head coach/cornerbacks **Van Malone** and defensive ends coach **Buddy Wyatt** working together at Texas A&M in 2008 and 2009 as well as SMU from 2015 to 2017. Klieman and running backs coach **Brian Anderson** were at Western Illinois together from 1994 to 1996.

ROSTER NOTES

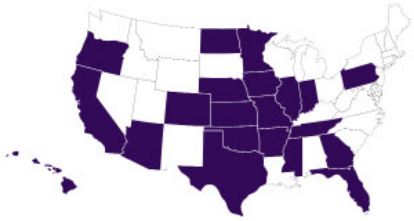

OWNING THE STATE

• A total of 21 states are represented on the K-State roster, and none more so than the state of Kansas as 55 players hail from the Sunflower State. It is the fifth-straight year the Wildcats have had at least 50 Kansans are their roster.

• The next three highest totals come from Texas (18), Georgia (9) and Missouri (7). K-State has signed at least one player from Georgia every year since 2014, and it has totaled 22 Peach State signees over that period.

BROTHERLY LOVE

• The Wildcats have three sets of brothers on this year's team in **Drake** and **Dylan Bequeaith**, **Jax** and **Jet Dineen**, **Eli** and **Jake Huggins**, as well as **Seth** and **Shane Porter**.

• The Dineens hail from Lawrence and are crossing over into enemy lines as their two older brothers played linebacker at KU.

• The Porters are second generation Wildcats as their father, Mark, was a kicker for the Wildcats from 1985 to 1988.

ACADEMIC NOTES

THESE CATS ARE SMART

• Not only has Kansas State put in hard work on the field, but also in the classroom as the Wildcats have been one of the Big 12s best over the better part of a decade.

• Since 2014, K-State has accumulated a Big 12-leading 234 Academic All-Big 12 selections, which is 29 more than the next closest program (Oklahoma State).

• The Wildcats have produced at least 24 Academic All-Big 12 performers every year since 2014, including a school record 34 selections in 2021. That included 27 players that earned first-team honors, the second-straight season the Wildcats posted 27 on the first team.

ON A NATIONAL STAGE

• Kansas State has had four players named Campbell Trophy finalists since 2011, two of which are current NFL players.

• The first in the span was defensive back Tysyn Hartman in 2011, while Tyler Lockett – currently of the Seattle Seahawks – was a finalist in 2014. The Wildcats then had offensive linemen in back-to-back years named finalists in current Denver Bronco Dalton Risner in 2018 and Adam Holtorf in 2019.

• The Campbell Trophy, generally referred to as the "Academic Heisman," is awarded to the nation's top football scholar-athlete by the National Football Foundation.

2022 HONOR ROLL

FELIX ANUDIKE-UZOMAH • JUNIOR • DEFENSIVE END
- Bronko Nagurski Trophy watch list
- Chuck Bednarik Award watch list
- Lombardi Award watch list
- Second Team Preseason All-American (Athlon, 247Sports)
- Third Team Preseason All-American (Phil Steele, PFF)
- Preseason All-Big 12 (media)

COOPER BEEBE • JUNIOR • OFFENSIVE LINE
- Outland Trophy watch list
- Lombardi Award watch list
- Second Team Preseason All-American (PFF)
- Fourth Team Preseason All-American (Athlon)
- Preseason All-Big 12 (media)

JULIUS BRENTS • SENIOR • CORNERBACK
- Jim Thorpe Award watch list
- Senior Bowl watch list
- Preseason All-Big 12 (media)

DANIEL GREEN • SENIOR • LINEBACKER
- Senior Bowl watch list
- Preseason All-Big 12 (media)

WILL HOWARD • JUNIOR • QUARTERBACK
- AFCA Good Works Team Nominee
- Wuerffel Trophy watch list

MALIK KNOWLES • SENIOR • WIDE RECEIVER/KR
- Second Team Preseason All-American [KR] (Athlon, 247Sports)
- Third Team Preseason All-American [KR] (Phil Steele)
- Paul Hornung Award watch list
- Senior Bowl watch list
- Preseason All-Big 12 (media)

ADRIAN MARTINEZ • SENIOR • QUARTERBACK
- Johnny Unitas Golden Arm Award watch list
- Senior Bowl watch list

RANDEN PLATTNER • SENIOR • LONG SNAPPER
- Patrick Mannelly Award watch list

DEUCE VAUGHN • JUNIOR • RUNNING BACK
- First Team Preseason All-American (Associated Press, Athlon, ESPN, Phil Steele, Pro Football Focus, Sports Illustrated, 247Sports)
- Maxwell Award watch list
- Walter Camp Player of the Year Award watch list
- Doak Walker Award watch list
- Earl Campbell Tyler Rose Award watch list
- Preseason All-Big 12 (media)

TY ZENTNER • SENIOR • PUNTER/KICKER
- Ray Guy Award watch list

OPPONENT BREAKDOWN

ELIAH DRINKWITZ

Overall Record: 24-13
Overall Season: 4th
Record at MU: 12-12
Season at MU: 3rd

MISSOURI STATISTICAL LEADERS

RUSHING	Att	Net	Avg	TD	Lg	YPG
Nathaniel Peat	8	72	72	1	34	9.0
Cody Schrader	17	76	70	1	29	4.1

PASSING	Cmp	Att	Int	Pct	Yds	TD	YPG
Brady Cook	18	27	1	.667	201	1	201

RECEIVING	No	Yds	Avg	TD	Long	YPG
Dominic Lovett	6	76	12.7	0	29	76
Barrett Banister	3	43	14.3	0	18	43
Luther Burden	3	17	5.6	1	16	17

DEFENSE	Solo	Ast	Total	TFL-Yds	Sacks-Yds	INT-Yds
Ty'Ron Hopper	6	0	6	2.0-12	1.0-9	1-15
Jaylon Carlies	4	1	5	0-0	0-0	1-14

2022 SCHEDULE

Date	Opponent	Time [CT] (TV)/Result
Sept. 1	Louisiana Tech	W, 52-24
Sept. 10	at K-State	11 a.m. (ESPN2)
Sept. 17	Abilene Christian	11 a.m. (SECN+)
Sept. 24	at Auburn*	TBA
Oct. 1	Georgia*	TBA
Oct. 8	at Florida*	TBA
Oct. 22	Vanderbilt*	TBA
Oct. 29	at South Dakota*	TBA
Nov. 5	Kentucky*	TBA
Nov. 12	at Tennessee*	TBA
Nov. 19	New Mexico State	TBA
Nov. 25	Arkansas*	TBA

** Southeastern Conference Game*

INSIDE THE SERIES

98TH MEETING
MISSOURI LEADS, 32-60-5

K-State Points	1,412
Missouri Points	2,165
Record at Home	15-29-3
Record at Missouri	17-31-2
Games Decided by 3 Points or Less	7-6-5
Games Decided by 7 Points or Less	13-12-5
Longest Winning Streak	13 (1993-2005)
Current Streak	Won 1
Last 10 Games	5-5
Biggest Win	66-0 (1999)
Biggest Loss	0-45 (1960)

SERIES HISTORY

10/9/1909		L	0-3	A
10/31/1914		L	3-13	A
10/29/1915		T	0-0	A
11/11/1916	W		7-6	A
10/13/1917	W		7-6	A
10/11/1919		T	6-6	H
11/5/1920		L	7-10	A
10/22/1921	W		7-5	H
11/2/1922	W		14-10	A
11/3/1923		L	2-4	H
10/25/1924		L	7-14	A
10/24/1925		L	0-3	H
10/1/1927		L	6-13	A
11/10/1928		L	6-19	H
11/2/1929	W		7-6	A
11/1/1930	W		20-13	H
10/10/1931	W		20-7	A
10/15/1932	W		25-0	H
10/14/1933	W		33-0	A
11/10/1934	W		29-0	H
11/23/1935		T	7-7	A
10/10/1936		T	7-7	H
10/9/1937		L	7-14	A
10/8/1938	W		21-13	H
10/21/1939		L	7-9	A
10/12/1940		L	13-24	H
10/11/1941		L	0-35	A
10/17/1942		L	2-46	H
10/9/1943		L	14-47	A
10/7/1944		L	0-33	H
10/20/1945		L	7-41	A
10/12/1946		L	0-26	H
10/18/1947		L	7-47	A
10/30/1948		L	7-49	H
11/24/1949		L	27-34	A
10/14/1950		L	7-28	H
11/17/1951		L	0-1	A
10/4/1952		L	0-26	H
11/14/1953		L	6-16	A
10/2/1954		L	7-35	H
11/12/1955	W		21-0	A
10/20/1956		L	6-20	H
11/16/1957	W		23-21	A
10/18/1958		L	8-32	H
11/14/1959		L	0-26	A
10/15/1960		L	0-45	H
11/18/1961		L	9-27	A
10/13/1962		L	0-32	H
10/12/1963		L	11-21	A
10/10/1964		L	0-7	H
10/9/1965		L	6-28	A
10/8/1966		L	0-27	H
11/11/1967		L	6-28	A
10/26/1968		L	20-56	H
11/1/1969		L	38-41	A
10/31/1970	W		17-13	H
10/30/1971	W		28-12	A
11/4/1972		L	14-31	H
11/3/1973		L	7-31	A
11/2/1974		L	15-52	H
10/25/1975		L	3-35	A
10/9/1976		L	21-28	H
10/22/1977		L	13-28	A
10/21/1978		L	14-56	H
10/27/1979	W		19-6	A
10/25/1980		L	3-13	H
10/10/1981		L	13-58	A
10/9/1982		T	7-7	H
10/22/1983		L	0-38	A
10/20/1984		L	21-61	H
10/26/1985	W		20-17	A
10/25/1986		L	6-17	H
10/10/1987		L	10-34	A
10/8/1988		L	21-52	H
10/21/1989		L	9-21	H
10/20/1990		L	10-31	A
11/16/1991	W		32-0	H
11/14/1992		L	14-27	A
11/13/1993	W		31-21	H
11/12/1994	W		21-18	A
10/7/1995	W		30-0	H
10/12/1996	W		35-10	A
10/11/1997	W		41-11	H
11/21/1998	W		31-25	A
11/20/1999	W		66-0	H
11/18/2000	W		28-24	A
11/24/2001	W		24-3	H
11/23/2002	W		38-0	A
11/22/2003	W		24-14	H
11/6/2004	W		35-24	A
11/19/2005	W		36-28	H
10/21/2006		L	21-41	A
11/17/2007		L	32-49	H
11/8/2008		L	24-41	A
11/14/2009		L	12-38	H
11/13/2010		L	28-38	A
10/8/2011	W		24-17	H

100-YARD RUSHING GAMES (18)

273	Darren Sproles	11/22/2003
198	Josh Scobey	11/24/2001
196	Michael Bishop [QB]	10/11/97
184	Eric Gallon	11/16/91
172	James Johnson	11/17/2007
168	Mike Lawrence	10/12/96
160	Darren Sproles	11/6/2004
141	Collin Klein	11/13/2010
138	J.J. Smith	11/12/94
127	James Johnson	10/21/2006
126	John Hubert	10/8/2011
116	Darren Sproles	11/23/2002
112	Leon Patton	10/21/2006
109	J.J. Smith	11/14/92
106	Ralph Pfeifer	11/16/57
104	Michael Bishop [QB]	11/21/98
102	Thomas Clayton	11/19/2005
100	Tony Jordan	10/10/87

300-YARD PASSING GAMES (2)

394	Lynn Dickey	11/8/69
302	Carl Straw	10/21/89

100-YARD RECEIVING GAMES (11)

166	Michael Smith	10/21/89
154	Gerald Alphin	10/26/85
144	Henry Childs [TE]	10/30/71
143	Charles Collins	11/1/69
142	Gerald Benton	11/14/92
133	Aubrey Quarles	11/13/2010
130	Gerald Alphin	10/20/84
128	Brandon Banks	11/14/2009
126	Mike Creed	10/31/7
112	Andre Coleman	11/13/93
103	Henry Howard [RB]	10/9/65

SERIES NOTES

• Saturday is the 98th all-time meeting between Missouri and K-State, but the first since 2011 as the Tigers moved to the SEC beginning with the 2012 season.

• The Wildcats and Tigers were conference members for nearly 100 years beginning when K-State joined the Missouri Valley Conference in 1913.

• K-State and Missouri went from the Missouri Valley Conference to the Big 6 Conference in 1928. The Big 6 turned into the Big 7 in 1948 and the Big 8 in 1960 before the Big 12 was established in 1996.

• The last time the teams met came on Oct. 8, 2011, in Manhattan when K-State picked up a 24-17 victory. In that game, the Wildcats held a 24-3 lead early in the fourth quarter and held off a pair of MU touchdowns to earn the seven-point victory.

• The 2011 contest saw then-quarterback, now-offensive coordinator Collin Klein throw for 112 yards on 11-of-16 aim, while he rushed for three touchdowns.

• John Hubert, who ranks second in school history in career rushing yards, went for 126 yards on the day.

NCAA TEAM RANKINGS

CATEGORY	KS	MU
Rushing Offense	4	2
Passing Offense	56	30
Total Offense	33	6
Scoring Offense	23	6
Rushing Defense	30	1
Passing Defense	8	51
Total Defense	12	23
Scoring Defense	1	29
3rd Down Offense	26	18
3rd Down Defense	31	28
Red Zone Offense	45	38
Red Zone Defense	1	35
Net Punting	17	45
Punt Returns	26	26
Kickoff Returns	–	12
Turnover Margin	22	12
Time of Possession	19	23
Penalty Yards	10	56

Rankings out of 130

2011 RECAP

MISSOURI	0	3	0	14	-	17
20/rv K-STATE	10	0	7	7	-	24

Oct. 8 | Bill Snyder Family Stadium | Manhattan, Kan. | 2:36 p.m. | Att: 48,435

JOHN HUBERT

TEAM STATISTICS

	MU	K-STATE
FIRST DOWNS	**19**	**18**
Rushing	10	11
Passing	9	5
Penalty	0	2
NET YARDS RUSHING	**112**	**174**
Rushing Attempts	31	54
Average Per Rush	3.6	3.2
Rushing Touchdowns	2	3
Yards Gained Rushing	153	204
Yards Lost Rushing	214	112
NET YARDS PASSING	**214**	**112**
Completions-Attempts-Int	19-35-1	11-16-1
Average Per Attempt	6.1	7.0
Average Per Completion	11.3	10.2
Passing Touchdowns	0	0
TOTAL OFFENSE YARDS	**326**	**286**
Total offense plays	66	70
Average Gain Per Play	4.9	4.1
Fumbles: Number-Lost	**1-0**	**1-0**
Penalties: Number-Yards	**7-49**	**3-13**
PUNTS-YARDS	**5-238**	**5-214**
Average Yards Per Punt	47.6	42.8
Net Yards Per Punt	34.4	42.8
Inside 20	0	1
50+ Yards	2	0
Touchbacks	2	0
Fair catch	0	3
KICKOFFS-YARDS	**4-264**	**5-323**
Average Yards Per Kickoff	66.0	64.6
Net Yards Per Kickoff	46.0	45.6
Touchbacks	0	0
Punt returns: Number-Yards-TD	**1-0-0**	**2-26-0**
Average Per Return	0.0	13.0
Kickoff returns: Number-Yds-TD	**5-95-0**	**4-80-0**
Average Per Return	19.0	20.0
Interceptions: Number-Yds-TD	**1-0-0**	**1-15-0**
Fumble Returns: Number-Yds-TD	**0-0-0**	**0-0-0**
Possession Time	**21:32**	**38:28**
1st Quarter	3:50	11:10
2nd Quarter	8:58	6:02
3rd Quarter	4:03	10:57
4th Quarter	4:41	10:19
Third-Down Conversions	**4 of 13**	**7 of 18**
Fourth-Down Conversions	**2 of 2**	**2 of 2**
Red-Zone Scores-Chances	**3-4**	**4-5**
Touchdowns	2-4	3-5
Field goals	1-4	1-5
Sacks By: Number-Yards	**3-8**	**2-18**
PAT Kicks	**2-2**	**3-3**
Field Goals	**1-3**	**1-1**

▶ Game Notes

• The Wildcats had five red zone possession, resulting in three touchdowns and one field goal... K-State's only non-scoring effort was due to kneel downs at the end of the game.

• The Wildcats held Missouri to 112 rushing yards, which was 141 yards below its season average entering the game.

• Quarterback **Collin Klein** notched his seventh start under center... He rushed for three scores, which was a new career high and the most since Carson Coffman also had three at Kansas in 2010.

• Running back **John Hubert** rushed a career-high 26 times for 126 yards... It was the second game of his career with 100 rushing yards.

• **Ty Zimmerman** opened the game with his first interception of the season... His pick came on the first play of the game, the first time a Wildcat had an interception on the first play since Chris Carney picked off the first pass of the game against Kansas in 2007.

CATS HANG ON FOR 24-17 WIN

MANHATTAN, Kan. – Kansas State finally learned what it's like to play from ahead. It's not any easier.

Collin Klein had three touchdowns rushing for the No. 20 Wildcats, who nearly blew a big second-half lead against Missouri before holding on for a 24-17 victory and their first 5-0 start since 2000.

Klein finished with 157 yards of total offense and John Hubert added 126 yards on the ground for the Cats, who had lost the last five matchups against MU.

James Franklin was 19 of 35 for 214 yards passing for the Tigers (2-3), who came into the game averaging more than 500 yards of total offense. They only managed 326 against K-State, most of that coming on a pair of long TD drives in the fourth quarter.

The first was 79-yard drive that Henry Josey finished with a 2-yard run to get MU within 24-10. K-State promptly went three-and-out, and Franklin led Missouri on a 74-yard drive that he finished off with a plunge from a yard out with 5:02 left in the game.

Tight end Michael Egnew fumbled after a catch on the drive, but a video review gave the ball back to Missouri. It was one of four calls by the officiating crew that were overturned.

Missouri never got another chance with the ball.

Playing from the lead was something new for the Wildcats.

Klein bailed them out with a long touchdown pass in the closing minutes against Eastern Kentucky, the defense delivered a goal line stand to beat Miami, and last week Kansas State scored 10 unanswered points in the final 5 1/2 minutes to stun then-No. 15 Baylor.

Kansas State's defense set the tone on the first offensive play against Missouri.

Franklin dropped back to pass, looked over the middle and threw right to Wildcat defensive back Ty Zimmerman, who had deftly stepped in front of the intended receiver. The interception ended a stretch of 108 consecutive passes without throwing a pick for the sophomore quarterback.

It took K-State six plays to punch it in.

Franklin was sacked for a 13-yard loss on MU's ensuing possession, and K-State went 51 yards in 12 plays before Anthony Cantele's FG made it 10-0.

By the time the first quarter drew to a close, the Tigers had exactly zero yards of total offense - 20 yards through the air and minus-20 on the ground.

Henry Josey finally got things rolling for Missouri in the second quarter, using his quick feet to spring for a couple of long runs. But a false start inside the 10-yard line on second down pushed the Tigers back and they had to settle for Grant Ressel's 32-yard field goal.

Ressel had a chance to get Missouri within 10-6 at the break, but he pushed a 43-yard attempt wide right on the final play of the half as rain started to fall.

The Wildcats' only big mistake all game happened early in the third quarter, when Klein was picked off by Kip Edwards. But their defense held and Ressel's 36-yard field goal attempt was wide left.

SCORING SUMMARY

Team	Qtr/Time	Scoring Play	Conversion	Plays-Yds-TOP	Score
KS	1st/11:23	Klein 2 yd run	Cantele kick	6-21-3:24	0-7
KS	1st/3:19	Cantele 20 yd field goal		12-51-6:32	0-10
MU	2nd/9:42	Ressel 32 yd field goal		12-58-4:31	3-10
KS	3rd/5:50	Klein 3 yd run	Cantele kick	12-80-6:27	3-17
KS	4th/11:23	Klein 1 yd run	Cantele kick	7-36-3:37	3-24
MU	4th/8:12	Josey 2 yd run	Ressel kick	12-79-3:11	10-24
MU	4th/5:02	Franklin 1 yd run	Ressel kick	8-74-1:30	17-24

STATISTICAL LEADERS

▶ Missouri

Rushing	Att	Yds	TD	Lg	Avg
Josey	12	55	1	22	4.6
Franklin	11	46	1	18	4.2
Egnew	1	7	0	7	7.0
Lawrence	6	5	0	14	0.8

Passing	C-A-I	Yds	TD	Lg	Sack
Franklin	19-35-1	214	0	23	2

Receiving	Rec	Yds	TD	Lg
Egnew	8	73	0	20
Jackson	5	72	0	23
Moe	3	26	0	12
Gerau	2	27	0	18
Kemp	1	16	0	16

▶ Kansas State

Rushing	Att	Yds	TD	Lg	Avg
Hubert	26	126	0	21	4.8
Klein	24	45	3	10	1.9
Wilson	1	4	0	4	4.0
Smith	1	3	0	3	3.0

Passing	C-A-I	Yds	TD	Lg	Sack
Klein	11-16-1	112	0	32	3

Receiving	Rec	Yds	TD	Lg
Smith	4	29	0	14
Harper	2	37	0	32
Wilson	2	14	0	11
McDonald	1	18	0	18
Thompson	1	8	0	8
Tannahill	1	6	0	6

BIG 12 STANDINGS

	Overall	Big 12
Kansas State	***1-0***	***0-0***
Baylor	1-0	0-0
Iowa State	1-0	0-0
Kansas	1-0	0-0
Oklahoma	1-0	0-0
Oklahoma State	1-0	0-0
TCU	1-0	0-0
Texas	1-0	0-0
Texas Tech	1-0	0-0
West Virginia	0-1	0-0

THIS WEEK IN THE BIG 12

SATURDAY, SEPTEMBER 10
Missouri at K-State, 11 a.m. (ESPN2)
Alabama at Texas, 11 a.m. (FOX)
Iowa State at Iowa, 3 p.m. (BTN)
Houston at Texas Tech, 3 p.m. (FS1)
Kansas at West Virginia, 5 p.m. (Big 12 Now)
Kent State at Oklahoma, 6 p.m. (ESPN+)
Arizona State at Oklahoma State, 6:30 p.m. (ESPN2)
Tarleton State at TCU, 7 p.m. (Big 12 Now)
Baylor at BYU, 9:15 p.m. (ESPN)

LAST WEEK IN THE BIG 12

THURSDAY, SEPTEMBER 1
Oklahoma State 58, Central Michigan 44
Pittsburgh 38, West Virginia 31

FRIDAY, SEPTEMBER 2
Kansas 56, Tennessee Tech 10
TCU 38, Colorado 13

SATURDAY, SEPTEMBER 3
Iowa State 42, Southeast Missouri State 10
Oklahoma 45, UTEP 13
K-State 34, South Dakota 0
Baylor 69, Albany 10
Texas Tech 63, Murray State 10
Texas 52, Louisiana-Monroe 10

NEXT WEEK IN THE BIG 12

SATURDAY, SEPTEMBER 10
Oklahoma at Nebraska, 11 a.m. (FOX)
Texas State at Baylor, 11 a.m. (FS1)
Towson at West Virginia, 12 p.m. (Big 12 Now on ESPN+)
Ohio at Iowa State, 1 p.m. (Big 12 Now on ESPN+)
Tulane at K-State, 2 p.m. (Big 12 Now on ESPN+)
Kansas at Houston, 3 p.m. (ESPNU)
Ark.-Pine Bluff at Oklahoma St., 6 p.m. (Big 12 Now on ESPN+)
Texas Tech at NC State, 6 p.m. (ESPN2)
UTSA at Texas, 7 p.m. (LHN)

SOUTH DAKOTA
0-1, 0-0 MVFC

Date	Opponent	Time [CT] (TV)/Result
Sept. 3	**at K-State**	**L, 0-34**
Sept. 10	at Montana	2 p.m. (ESPN+)
Sept. 17	Cal Poly	1 p.m. (ESPN+)
Sept. 24	North Dakota State*	1 p.m. (ESPN+)
Oct. 8	at South Dakota State*	2 p.m. (ESPN+)
Oct. 15	at Illinois State*	2 p.m. (ESPN+)
Oct. 22	Southern Illinois	2 p.m. (ESPN+)
Oct. 29	at Youngstown State*	1 p.m. (KELOXTRA)
Nov. 5	Missouri State*	1 p.m. (ESPN+)
Nov. 12	at North Dakota*	12 p.m. (ESPN+)
Nov. 19	Northern Iowa*	1 p.m. (ESPN+)

** Missouri Valley Football Conference Game*

MISSOURI
1-0, 0-0 SEC

Date	Opponent	Time (TV)/Result
(TH) Sept. 1	Louisiana Tech	W, 52-24
Sept. 10	**at K-State**	**11 a.m. (ESPN2)**
Sept. 17	Abilene Christian	11 a.m. (SECN+)
Sept. 24	at Auburn*	TBA
Oct. 1	Georgia*	TBA
Oct. 8	at Florida*	TBA
Oct. 22	Vanderbilt*	TBA
Oct. 29	at South Carolina*	TBA
Nov. 5	Kentucky*	TBA
Nov. 12	at Tennessee*	TBA
Nov. 19	New Mexico State	TBA
(F) Nov. 25	Arkansas	2:30 p.m. (CBS)

** Southeastern Conference Game*

TULANE
1-0, 0-0 AAC

Date	Opponent	Time [CT] (TV)/Result
Sept. 3	UMass	W, 42-10
Sept. 10	Alcorn State	6 p.m. (ESPN+)
Sept. 17	**at K-State**	**2 p.m. (Big 12 Now)**
Sept. 24	Southern Miss	TBA
(F) Sept. 30	at Houston*	6 p.m. (ESPN)
Oct. 8	East Carolina*	TBA
Nov. 15	at South Florida*	TBA
Nov. 22	Memphis*	TBA
Nov. 5	at Tulsa*	TBA
Nov. 12	UCF*	TBA
(TH) Nov. 17	SMU*	TBA (ESPN)
Nov. 26	at Cincinnati	TBA

** American Athletic Conference Game*

OKLAHOMA
1-0, 0-0 Big 12

Date	Opponent	Time (TV)/Result
Sept. 3	UTEP	W, 45-13
Sept. 10	Kent State	6 p.m. (ESPN+)
Sept. 17	at Nebraska	11 a.m. (FOX)
Sept. 24	**K-State***	**TBA**
Oct. 1	at TCU*	TBA
Oct. 8	vs. Texas* [Dallas, Texas]	TBA (ABC)
Oct. 15	Kansas*	TBA
Oct. 29	at Iowa State*	TBA (FOX or FS1)
Nov. 5	Baylor*	TBA
Nov. 12	at West Virginia*	TBA
Nov. 19	Oklahoma State*	TBA
Nov. 26	at Texas Tech*	TBA

** Big 12 Conference Game*

TEXAS TECH
1-0, 0-0 Big 12

Date	Opponent	Time (TV)/Result
Sept. 3	Murray State	W, 63-10
Sept. 10	Houston	3 p.m. (FS1)
Sept. 17	at NC State	6 p.m. (ESPN2)
Sept. 24	Texas*	TBA
Oct. 1	**at K-State***	**TBA**
Oct. 8	at Oklahoma State*	TBA
Oct. 22	West Virginia*	TBA
Oct. 29	Baylor*	TBA
Nov. 5	at TCU*	TBA
Nov. 12	Kansas*	TBA
Nov. 19	at Iowa State	TBA
Nov. 26	Oklahoma*	TBA

** Big 12 Conference Game*

IOWA STATE
1-0, 0-0 Big 12

Date	Opponent	Time (TV)/Result
Sept. 3	SE Missouri State	W, 42-10
Sept. 10	at Iowa	3 p.m. (BTN)
Sept. 17	Ohio	1 p.m. (Big 12 Now)
Sept. 24	Baylor*	TBA
Oct. 1	at Kansas*	TBA
Oct. 8	**K-State***	**TBA**
Oct. 15	at Texas*	TBA
Oct. 29	Oklahoma*	TBA (FOX or FS1)
Nov. 5	West Virginia*	TBA
Nov. 12	at Oklahoma State*	TBA
Nov. 19	Texas Tech*	TBA
Nov. 26	at TCU*	TBA

** Big 12 Conference Game*

TCU
1-0, 0-0 Big 12

Date	Opponent	Time (TV)/Result
(F) Sept. 2	at Colorado	W, 38-13
Sept. 10	Tarleton State	7 p.m. (Big 12 Now)
Sept. 24	at SMU	TBA
Oct. 1	Oklahoma*	TBA
Oct. 8	at Kansas*	TBA
Oct. 15	Oklahoma State*	TBA
Oct. 22	**K-State***	**TBA**
Oct. 29	at West Virginia*	TBA
Nov. 5	Texas Tech*	TBA
Nov. 12	at Texas*	TBA
Nov. 19	at Baylor*	TBA
Nov. 26	Iowa State*	TBA

** Big 12 Conference Game*

OKLAHOMA STATE
1-0, 0-0 Big 12

Date	Opponent	Time (TV)/Result
(TH) Sept. 1	Central Michigan*	W, 58-44
Sept. 10	Arizona State	6:30 p.m. (ESPN2)
Sept. 17	Arkansas-Pine Bluff	6 p.m. (Big 12 Now)
Oct. 1	at Baylor*	TBA
Oct. 8	Texas Tech*	TBA
Oct. 15	at TCU*	TBA
Oct. 22	Texas*	TBA
Oct. 29	**at K-State***	**TBA**
Nov. 5	at Kansas*	TBA
Nov. 12	Iowa State*	TBA
Nov. 19	at Oklahoma*	TBA
Nov. 26	West Virginia*	TBA

** Big 12 Conference Game*

TEXAS
1-0, 0-0 Big 12

Date	Opponent	Time (TV)/Result
Sept. 3	Louisiana-Monroe	W, 52-10
Sept. 10	Alabama	11 a.m. (FOX)
Sept. 17	UTSA	7 p.m. (LHN)
Sept. 24	at Texas Tech*	TBA
Oct. 1	West Virginia*	TBA
Oct. 8	vs. Oklahoma* [Dallas, Texas]	TBA (ABC)
Oct. 15	Iowa State*	TBA
Oct. 22	at Oklahoma State*	TBA
Nov. 5	**at K-State***	**TBA**
Nov. 12	TCU*	TBA
Nov. 19	at Kansas*	TBA
(F) Nov. 25	Baylor*	TBA (ABC or ESPN)

** Big 12 Conference Game*

BAYLOR
1-0, 0-0 Big 12

Date	Opponent	Time [CT] (TV)/Result
Sept. 3	Albany	W, 69-10
Sept. 10	at BYU	9:15 p.m. (ESPN)
Sept. 17	Texas State	11 a.m. (FS1)
Sept. 24	at Iowa State*	TBA
Oct. 1	Oklahoma State*	TBA
(TH) Oct. 13	at West Virginia*	6 p.m. (FS1)
Oct. 22	Kansas*	TBA
Oct. 29	at Texas Tech*	TBA
Nov. 5	at Oklahoma*	TBA
Nov. 12	**K-State***	**TBA**
Nov. 19	TCU*	TBA
(F) Nov. 25	at Texas*	TBA (ESPN or ABC)

** Big 12 Conference Game*

WEST VIRGINIA
0-1, 0-0 Big 12

Date	Opponent	Time (TV)/Result
(TH) Sept. 1	at Pittsburgh	L, 31-38
Sept. 10	Kansas*	5 p.m. (Big 12 Now)
Sept. 17	Towson	12 p.m. (Big 12 Now)
(TH) Sept. 22	at Virginia Tech	6:30 p.m. (ESPN)
Oct. 1	at Texas*	TBA
(TH) Oct. 13	Baylor*	6 p.m. (FS1)
Oct. 22	at Texas Tech*	TBA
Oct. 29	TCU*	TBA
Nov. 5	at Iowa State*	TBA
Nov. 12	Oklahoma*	TBA
Nov. 19	**K-State***	**TBA**
Nov. 26	at Oklahoma State*	TBA (ESPN)

** Big 12 Conference Game*

KANSAS
1-0, 0-0 Big 12

Date	Opponent	Time (TV)/Result
(F) Sept. 2	Tennessee Tech	W, 56-10
Sept. 10	at West Virginia*	5 p.m. (Big 12 Now)
Sept. 17	at Houston	3 p.m. (ESPNU)
Sept. 24	Duke	TBA
Oct. 1	Iowa State*	TBA
Oct. 8	TCU*	TBA
Oct. 15	at Oklahoma*	TBA
Oct. 22	at Baylor*	TBA
Nov. 5	Oklahoma State*	TBA
Nov. 12	at Texas Tech*	TBA
Nov. 19	Texas*	TBA
Nov. 26	**at K-State***	**TBA**

** Big 12 Conference Game*

CHRIS KLIEMAN

Head Coach • Fourth Year at K-State
29th Year in Coaching • 10th Year as a Head Coach
Northern Iowa '90, '92

• A proven winner with a championship history, Klieman was named the 35th head football coach in K-State history on December 10, 2018.

• In three seasons he has compiled 20 wins, which are the most in school history by a head coach in their first three years. In addition to the 20 overall wins, Klieman has led the Wildcats to back-to-back victories over Oklahoma – ranked No. 5 2019 and No. 3 in 2020 – kept the Governor's Cup trophy in Manhattan with three wins over in-state rival KU and has collected 13 Big 12 Conference wins.

• Thanks to his 21 wins in Manhattan, Klieman holds a career head coaching record of 93-29 as his 76.2% winning percentage ranks third among current FBS coaches that have led programs for at least nine seasons, trailing only Clemson's Dabo Swinney (80.6%) and Alabama's Nick Saban (80.0%).

• One of the latest in the line of victories was a 42-20 win over LSU in the TaxAct Texas Bowl at the end of the 2021 season, as he is the only coach in school history to send two teams to a bowl game in his first three seasons.

• The 2021 season started with three straight non-conference wins over Stanford, Southern Illinois and Nevada and a top-25 national ranking. Following three Big 12-opening losses to teams that were ranked in the top 10 at some point in 2021, the Wildcats reeled off four-straight Big 12 wins, which included a come-from-behind road triumph at Texas Tech, home victories over TCU and West Virginia, and the program's 13th-straight win over in-state rival KU.

• Under Klieman's watch, running back **Deuce Vaughn** became the 11th Consensus All-American in school history as the sophomore was one of three players in the nation to top 1,000 rushing yards and 400 receiving yards on the year, while he ranked in the top 25 nationally in nine different offensive categories. Vaughn was one of 16 Wildcats that earned All-Big 12 honors from the league's coaches, which included four first-team members in defensive end **Felix Anudike-Uzomah**, offensive lineman **Cooper Beebe**, kick returner **Malik Knowles** and defensive back **Russ Yeast**.

• Much like his first two years in Manhattan, Klieman's emphasis of "how you do one thing is how you do everything" translated to the classroom as a school-record 34 players received Academic All-Big 12 honors. Vaughn and wide receiver **Landry Weber** each picked up CoSIDA Academic All-District accolades, while Weber was also a semifinalist for the William V. Campbell Trophy.

• In Klieman's first year at the helm of the K-State program in 2019, the Wildcats managed to win eight games, finish in a tie for third in the Big 12 after being picked ninth in the preseason, knocked off No. 5 Oklahoma at home for the first time since 1996, won at Mississippi State – the Wildcats' first win in 11 tries inside an SEC stadium – kept the Governor's Cup in Manhattan following their 11th-straight win over rival Kansas and quickly got back to bowl eligibility after missing out the year prior. The eight wins by Klieman were the most in school history by a first-year coach and also ranked second nationally among first-year Power 5 head coaches in 2019, trailing only Ohio State's Ryan Day.

• A total of 15 Wildcats earned All-Big 12 recognition in 2019, led by Special Teams Player of the Year Joshua Youngblood, who became the first true freshman in Big 12 history to be named Big 12 player of the year on offense, defense or special teams. His three kick returns for touchdowns led the nation in 2019 and sparked key Big 12 wins over Texas Tech and No. 23 Iowa State.

• The Wildcats placed a school-record 32 players on the Academic All-Big 12 teams, including a league-record 26 first-team members. Headlining the list was Adam Holtorf, who was the Big 12 Scholar Athlete of the Year, a First Team Academic All-American and finalist for the Campbell Trophy.

• K-State jumped out of the gate in Big 12 play in 2020 by winning its first four games, the first time the Wildcats went 4-0 to start conference play in six years and just the sixth time in the 25-year history of the Big 12. One of those victories was at No. 3 Oklahoma, the first road win over a top-five team in school history. The Wildcats were the first team to win two-straight games against the Sooners since 2013 and 2014.

• However, battling through the COVID-19 pandemic and losing senior starting quarterback Skylar Thompson for the season during the third game of the year, the Wildcats finished at 4-6. K-State was one of just two teams in the nation (Georgia Tech) to start true freshmen at both quarterback and running back in at least seven games in 2020.

• Prior to arriving at K-State, Klieman capped his five-year stint as head coach at North Dakota State by winning his fourth national championship in 2018. He tied Jim Tressel (Youngstown State) for the most FCS National Championships as a head coach, while he was a part of seven national championships at NDSU, which was the most in FCS history at the time of his departure.

• Klieman guided the 2018 Bison to a perfect 15-0 record, just the fifth team in FCS history to go undefeated and untied on the way to a national championship. North Dakota State also claimed that feat in 2013 when Klieman as the defensive coordinator.

• A native of Waterloo, Iowa, Klieman is first in NDSU history in winning percentage (.920) and third in victories (69).

• The Bison won the Missouri Valley Football Conference each of his five years as head coach and put together a collective 36-4 (90.0 percent) record against conference foes during that time. He was named the Bruce Craddock MVFC Coach of the Year in 2017, while he was the 2014 Rawlings Football/American Football Monthly FCS Coach of the Year and the 2018 AFCA Region 4 FCS Coach of the Year.

• Klieman was a three-time All-Gateway Conference defensive back at Northern Iowa and four-year letterwinner from 1986 to 1990. He graduated from UNI in 1990 with a bachelor's degree in health education and a master's degree in physical education in 1992.

• Klieman and his wife, **Rhonda**, are parents of two sons, **Devin** and **Colby**, and one daughter, **Haley**. Devin is a graduate assistant for the Wildcats, Haley is a student secretary for K-State Football, and Colby is a freshman defensive back at Kansas Wesleyan.

KLIEMAN'S YEAR-BY-YEAR RECORD

Year	School	Overall	Home	Away	Neutral	Conf.	Finish	Postseason
2005	Loras College	3-7	2-3	1-4	0-0	2-6	7th	None
2014	North Dakota State	15-1	9-0	5-1	1-0	7-1	t1st	FCS Champions
2015	North Dakota State	13-2	8-1	4-1	1-0	7-1	t1st	FCS Champions
2016	North Dakota State	12-2	7-2	5-0	0-0	7-1	t1st	FCS Semifinals
2017	North Dakota State	14-1	9-0	4-1	1-0	7-1	1st	FCS Champions
2018	North Dakota State	15-0	10-0	4-0	1-0	8-0	1st	FCS Champions
2019	Kansas State	8-5	5-2	3-2	0-1	5-4	t3rd	Liberty Bowl
2020	Kansas State	4-6	2-3	2-3	0-0	4-5	7th	None
2021	Kansas State	8-5	4-3	2-2	2-0	4-5	t5th	Texas Bowl Champions
2022	Kansas State	1-0	1-0	0-0	0-0	0-0		

THE KLIEMAN FILE

Hometown:	Waterloo, Iowa
High School:	Columbus Catholic
Spouse:	Rhonda
Children:	Devin, Haley, Colby

EDUCATION

Bachelor's Degree in Health Education (Northern Iowa, 1990)
Master's Degree in Physical Education (Northern Iowa, 1992)

PLAYING EXPERIENCE

Northern Iowa, Defensive Back (1986-90)

COACHING EXPERIENCE

Year	Position	School
1991-92	Graduate Assistant	Northern Iowa
1993	Defensive Backs	Northern Iowa
1994-96	Defensive Backs	Western Illinois
1997	Graduate Assistant	Kansas
1999	Defensive Backs	Missouri State
2002-04	Defensive Coordinator	Loras College
2005	Head Coach	Loras College
2006-07	Defensive Backs	Northern Iowa
2008	Co-Defensive Coordinator/DB	Northern Iowa
2009-10	Defensive Coordinator/DB	Northern Iowa
2011	Defensive Backs	North Dakota State
2012-13	Defensive Coordinator/DB	North Dakota State
2014-18	Head Coach	North Dakota State
2019-22	Head Coach	Kansas State

RECORD VS. D1 OPPONENTS

Opponent	W	L	PCT
Arkansas State	0	1	.000
Baylor	0	3	.000
Bowling Green	1	0	1.000
Cal Poly	1	0	1.000
Charleston Southern	1	0	1.000
Coastal Carolina	1	0	1.000
Colgate	1	0	1.000
Delaware	1	0	1.000
Eastern Washington	3	0	1.000
Illinois State	4	0	1.000
Incarnate Word	1	0	1.000
Indiana State	4	0	1.000
Iowa	1	0	1.000
Iowa State	2	2	.500
Jacksonville State	1	0	1.000
James Madison	1	1	.500
Kansas	3	0	1.000
LSU	1	0	1.000
Mississippi State	1	0	1.000
Mississippi Valley State	1	0	1.000
Missouri State	5	0	1.000
Montana	2	0	1.000
Montana State	1	1	.500
Navy	0	1	.000
Nevada	1	0	1.000
Nicholls	1	0	1.000
North Alabama	1	0	1.000
North Dakota	1	0	1.000
Northern Iowa	5	1	.833
Oklahoma	2	1	.667
Oklahoma State	0	3	.000
Richmond	1	0	1.000
Robert Morris	1	0	1.000
Sam Houston State	2	0	1.000
San Diego	2	0	1.000
South Dakota	5	1	.833
South Dakota State	6	2	.750
Southern Illinois	4	0	1.000
Stanford	1	0	1.000
TCU	3	0	1.000
Texas	0	3	.000
Texas Tech	3	0	1.000
Weber State	2	0	1.000
West Virginia	1	2	.333
Western Illinois	5	0	1.000
Wofford	1	0	1.000
Youngstown State	5	0	1.000

KLIEMAN RECORD BREAKDOWN

Overall	93-29 (.762)
Overall (K-State)	*21-16 (.568)*
Home (Overall)	57-14 (.803)
Home (K-State)	*12-8 (.600)*
Away (Overall)	30-14 (.681)
Away (K-State)	*7-7 (.500)*
Neutral	6-1 (.857)
Conference (Overall)	51-24 (.680)
Conference (K-State)	*13-14 (.481)*
Home Conference (Overall)	26-13 (.667)
Home Conference (K-State)	*7-7 (.500)*
Away Conference (Overall)	25-12 (.676)
Away Conference (K-State)	*6-7 (.462)*
Non-Conference (Overall)	42-5 (.894)
Non-Conference (K-State)	*8-2 (.800)*
Home Non-Conference (Overall)	31-2 (.939)
Home Non-Conference (K-State)	*5-1 (.833)*
Away Non-Conference (Overall)	5-2 (.714)
Away Non-Conference (K-State)	*1-0 (1.000)*
Neutral Non-Conference	6-1 (.857)
Coming Off a Win*	75-13 (.852)
*at K-State**	*14-6 (.700)*
Coming Off a Loss*	11-13 (.458)
*at K-State**	*5-8 (.385)*
Coming Off a Bye *	20-4 (.833)
at K-State	*3-4 (.429)*
In August	3-1 (.750)
In September	23-6 (.793)
In October	30-7 (.811)
In November	19-10 (.655)
In December	14-3 (.824)
In January	5-0 (1.000)
Tuesday	1-1 (.500)
Friday	4-1 (.800)
Saturday	88-27 (.765)
Scoring First	68-13 (.840)
at K-State	*18-6 (.750)*
Opponent Scores First	25-16 (.610)
at K-State	*3-10 (.231)*
Leading at Halftime	74-8 (.902)
at K-State	*16-4 (.800)*
Behind at Halftime	12-20 (.375)
at K-State	*4-11 (.267)*
Tied at Halftime	7-1 (.875)
at K-State	*1-1 (.500)*
Overtime	3-0 (1.000)
Outgain Opponent	83-5 (.943)
at K-State	*13-3 (.813)*
Outgained by Opponent	10-24 (.294)
at K-State	*8-13 (.381)*
Win Turnover Battle	59-9 (.868)
at K-State	*13-3 (.813)*
Lose Turnover Battle	16-14 (.533)
at K-State	*3-10 (.231)*
Equal Turnovers	18-6 (.750)
at K-State	*5-3 (.625)*
With 100-Yard Rusher	54-5 (.915)
at K-State	*13-5 (.722)*
Scoring a Defensive Touchdown	17-0 (1.000)
at K-State	*3-0 (1.000)*
Scoring a Special Teams Touchdown	11-4 (.733)
at K-State	*6-3 (.667)*

** In Season Only*

LORAS COLLEGE

2005 (3-7/2-6 IIAC)

Date	Opponent	Score	W / L
9/3	Concordia (Ill.)	48-3	W
9/10	at No. 22 St. Ambrose	28-29	L
9/17	at Buena Vista	0-14	L
9/24	Central College	0-21	L
10/1	at Cornell College	27-14	W
10/15	Simpson College	15-7	W
10/2	Wartburg College	10-14	L
10/29	at Luther College	19-22	L
11/5	Coe College	14-24	L
11/12	at Dubuque	18-20	L

NORTH DAKOTA ST.

2014 (15-1/7-1 MFVC)
MVFC Champions
FCS National Champions

Date	Opponent	Score	W / L
8/30	at Iowa State	34-14	W
9/6	at Weber State	24-7	W
9/13	Incarnate World	58-0	W
9/20	No. 3 Montana	22-10	W
10/4	at Western Illinois	17-10	W
10/11	No. 12 Southern Illinois	38-10	W
10/18	No. 22 Indiana State	34-17	W
10/25	at South Dakota	47-7	W
11/1	No. 18 South Dakota St	37-17	W
11/8	at No. 19 N. Iowa	3-23	L
11/15	at Missouri State	45-10	W
11/22	No. 20 Youngstown St	38-14	W
NCAA FCS Second Round			
12/6	No. 13 South Dakota St	27-24	W
NCAA FCS Quarterfinal			
12/13	No. 6 Coastal Carolina	39-32	W
NCAA FCS Semifinal			
12/19	No. 19 Sam Houston St	35-3	W
NCAA Division I Championship (Frisco, Texas)			
1/10	No. 2 Illinois State	29-27	W

2015 (13-2/7-1 MVFC)
MVFC Champions
FCS National Champions

Date	Opponent	Score	W / L
8/29	at No. 12 Montana State	35-38	L
9/12	Weber State	41-14	W
9/19	North Dakota	34-9	W
10/3	at No. 5 South Dakota St	28-7	W
10/10	No. 10 Northern Iowa	31-28	W
10/17	South Dakota	21-24	L
10/24	at No. 18 Indiana State	28-14	W
10/31	at Southern Illinois	35-29	W
11/7	Western Illinois	59-7	W
11/14	at No. 20 Youngstown St	27-24	W
11/21	Missouri State	55-0	W
NCAA FCS Second Round			
12/5	No. 16 Montana	37-6	W
NCAA FCS Quarterfinal			
12/12	No. 14 Northern Iowa	23-13	W
NCAA FCS Semifinal			
12/18	No. 11 Richmond	33-7	W
NCAA Division I Championship (Frisco, Texas)			
1/9	No. 1 Jacksonville State	37-10	W

2016 (12-2/7-1 MVFC)
MVFC Champions

Date	Opponent	Score	W / L
8/27	No. 6 Charleston Southern	24-17 (OT)	W
9/10	No. 8 Eastern Washington	50-44 (OT)	W
9/17	at No. 11 Iowa	23-21	W
10/1	No. 18 Illinois State	31-10	W
10/8	at Missouri State	27-3	W
10/15	No. 11 South Dakota St	17-19	L
10/22	at No. 12 Western Illinois	21-13	W
10/29	at Northern Iowa	24-20	W
11/5	No. 13 Youngstown State	24-3	W
11/12	Indiana State	41-17	W
11/19	at South Dakota	28-21	W
NCAA FCS Second Round			
12/3	No. 24 San Diego	45-7	W
NCAA FCS Quarterfinal			
12/10	No. 7 South Dakota State	36-10	W
NCAA FCS Semifinal			
12/18	No. 5 James Madison	17-27	L

2017 (14-1/7-1 MVFC)
MVFC Champions
FCS National Champions

Date	Opponent	Score	W / L
9/2	Mississippi Valley State	72-7	W
9/9	at No. 6 E. Washington	40-13	W
9/23	Robert Morris	56-0	W
9/30	Missouri State	38-11	W
10/7	at Indiana State	52-0	W
10/14	at No. 8 Youngstown St	27-24 (OT)	W
10/21	No. 10 Western Illinois	24-12	W
10/28	No. 25 Northern Iowa	30-14	W
11/4	at No. 8 South Dakota St	21-33	L
11/11	No. 10 South Dakota	49-14	W
11/18	at No. 21 Illinois State	20-7	W
NCAA FCS Second Round			
12/2	San Diego	38-3	W
NCAA FCS Quarterfinal			
12/9	No. 8 Wofford	42-10	W
NCAA FCS Semifinal			
12/15	No. 5 Sam Houston State	55-13	W
NCAA Division I Championship (Frisco, Texas)			
1/6	No. 1 James Madison	17-13	W

2018 (15-0/8-0 MVFC)
MVFC Champions
FCS National Champions

Date	Opponent	Score	W / L
9/1	Cal Poly	49-3	W
9/15	North Alabama	38-7	W
9/22	Delaware	38-10	W
9/29	No. 3 South Dakota State	21-17	W
10/6	at No. 22 Northern Iowa	56-31	W
10/13	at Western Illinois	34-7	W
10/20	Illinois State	28-14	W
10/27	at South Dakota	59-14	W
1/3	Youngstown State	17-7	W
11/10	at Missouri State	48-7	W
11/17	Southern Illinois	65-17	W
NCAA FCS Second Round			
12/1	No. 23 Montana State	52-10	W
NCAA FCS Quarterfinal			
12/8	No. 7 Colgate	35-0	W
NCAA FCS Semifinal			
12/14	No. 5 South Dakota State	44-21	W
NCAA Division I Championship (Frisco, Texas)			
11/5	No. 3 Eastern Washington	38-24	W

KANSAS STATE

2019 (8-5/5-4 Big 12)
Liberty Bowl

Date	Opponent	Score	W / L
8/31	Nicholls	49-14	W
9/7	Bowling Green	52-0	W
9/14	at Mississippi State	31-24	W
9/28	at Oklahoma State	13-26	L
10/5	Baylor	12-31	L
10/19	TCU	24-17	W
10/26	No. 5 Oklahoma	48-41	W
11/2	at Kansas	38-10	W
11/9	at Texas	24-27	L
11/16	West Virginia	20-24	L
11/23	at Texas Tech	30-27	W
11/30	No. 23 Iowa State	27-17	W
AutoZone Liberty Bowl (Memphis, Tenn.)			
12/31	No. 23 Navy	17-20	L

2020 (4-6/4-5 Big 12)

Date	Opponent	Score	W / L
9/12	Arkansas State	31-35	L
9/26	at No. 3 Oklahoma	38-35	W
10/3	Texas Tech	31-21	W
10/10	at TCU	21-14	W
10/24	Kansas	55-14	W
10/31	at West Virginia	10-37	L
11/7	No. 14 Oklahoma State	18-20	L
11/21	at No. 17 Iowa State	45-0	L
11/28	at Baylor	31-32	L
12/5	Texas	31-69	L

2021 (8-5/4-5 Big 12)
Texas Bowl Champions

Date	Opponent	Score	W / L
9/4	vs. Stanford (Arlington, Texas)	24-7	W
9/11	Southern Illinois	31-23	W
9/18	Nevada	38-17	W
9/25	at Oklahoma State	20-31	L
10/2	No. 6 Oklahoma	31-37	L
10/16	Iowa State	20-33	L
10/23	at Texas Tech	25-24	W
11/30	TCU	31-12	W
11/6	at Kansas	35-10	W
11/13	West Virginia	34-17	W
11/20	No. 11 Baylor	10-20	L
11/26	at Texas	17-22	L
TaxAct Texas Bowl (Houston, Texas)			
1/4	LSU	42-20	W

2022 (1-0/0-0 Big 12)

Date	Opponent	Score	W / L
9/3	South Dakota	34-0	W
9/10	Missouri		
9/17	Tulane		
9/24	at Oklahoma		
10/1	Texas Tech		
10/8	at Iowa State		
10/22	at TCU		
10/29	Oklahoma State		
11/5	Texas		
11/12	at Baylor		
11/19	at West Virginia		
11/26	Kansas		

GAMEDAY: FIELD

VAN MALONE

Assistant Head Coach/CBs • Houston '02
24th Year in Coaching • Fourth Year at K-State

• Enters his fourth season coaching the cornerbacks and added the titles of assistant head coach and passing game coordinator prior to the 2020 campaign.
• Under Malone, Julius Brents – who came to K-State as a transfer from Iowa – earned 2021 Honorable Mention All-Big 12 accolades from the league's coaches, while Ekow Boye-Doe played at an All-Big 12 level.
• Helped guide the 2021 defense to 21.0 points allowed per game – its best mark since 2003 – and 344.7 yards allowed per game – its best showing since 2009.
• Selected to the 2022 National Coalition of Minority Football Coaches.

GAMEDAY: FIELD

JOE KLANDERMAN

Defensive Coord./Safeties • Minnesota State '01
21st Year in Coaching • Fourth Year at K-State

• Enters his fourth season coaching the safeties and third as the defensive coordinator.
• Spearheaded a complete overhaul of the defense prior to 2021, going from a four-man front to conducting a three-man front for the first time in his career.
• The 2021 Wildcats trimmed 11.2 points per game allowed from the previous season, down to 21.0 points per game, while they allowed their fewest yards per game since 2009 (344.7).
• Helped nine Wildcat defenders obtain All-Big 12 honors, including safeties Russ Yeast and Jahron McPherson.
• Yeast was selected in the 2022 NFL Draft by the Rams.

GAMEDAY: BOOTH

COLLIN KLEIN

Offensive Coord./Quarterbacks • K-State '11
Ninth Year in Coaching • Eighth Year at K-State

• Enters sixth season coaching the K-State QBs and his first as OC, a position he was promoted to in January.
• Conducted one of the best offensive games in school bowl history as the interim OC in the Texas Bowl win over LSU when the Cats produced 42 points and 442 yards.
• Tutored Skylar Thompson, who left with a school record 24 career wins and is the only player in school history with 6,000 passing yards and 1,000 rushing yards.
• Thompson was selected in the 2022 NFL Draft by Miami.
• Klein was a 2012 Heisman Trophy finalist, winner of the 2012 Johnny Unitas Award, and is a member of the K-State Football Ring of Honor Class of 2022.

GAMEDAY: FIELD

BRIAN ANDERSON

Running Backs • Western Illinois '94
28th Year in Coaching • Fourth Year at K-State

• Enters his fourth season as the running backs coach and his 28th season overall in coaching with a versatile background of coaching skill positions.
• Coached Deuce Vaughn to 2021 Consensus All-America status, the 11th Consensus All-American in school history.
• Vaughn picked up 2021 First Team All-America honors from the Associated Press and *Sporting News*, and he was a second-team pick by CBS Sports, the American Football Coaches Association and *USA TODAY*.
• Vaughn has been an All-Big 12 performer each of his first two seasons, while Anderson also coached transfer James Gilbert to All-Big 12 accolades in 2019.

GAMEDAY: BOOTH

BRIAN LEPAK (LUH-PACK)

Fullbacks/Tight Ends • Oklahoma '10
Ninth Year in Coaching • Second Year at K-State

• An intelligent young coach with stops at two other Power 5 schools who was promoted from senior offensive quality control to fullbacks/tight ends coach in January.
• Coached the Wildcat fullbacks and tight ends in K-State's victory over LSU in the Texas Bowl.
• Spent the bulk of the 2021 season breaking down future opponents' tendencies and potential player matchups for the coaching staff, and he assisted with the early implementation of the game plan each week.
• Came to K-State after one year as the run game coordinator and offensive line coach at Southern, while he spent the previous three seasons as a graduate assistant at Oklahoma.

GAMEDAY: FIELD

CONOR RILEY

Offensive Line • Omaha '03
20th Year in Coaching • Fourth Year at K-State

• Enters his fourth season as the offensive line coach and has consistently churned out quality units.
• All three of Riley's lines have surrendered less than 2.0 sacks per game, marking the first time since the 2002 through 2004 seasons that the Wildcats were under that mark in three-straight campaigns.
• Has produced eight All-Big 12 honorees in his first three years, which includes first-team selection Cooper Beebe in 2021. Beebe also earned votes for the Big 12 Offensive Lineman of the Year award.
• The 2021 Wildcat offensive line helped K-State rank sixth in school history with 4.83 rushing yards per attempt.

GAMEDAY: BOOTH

STEVE STANARD (STAN-URD)

Linebackers • Nebraska '89
35th Year in Coaching • Third Year at K-State

• A veteran coach with ties to the Midwest and more than 30 years of coaching experience who is in his third season coaching the K-State linebackers.
• Coached both his starting linebackers to 2021 All-Big 12 honors as junior Daniel Green (89) and senior Cody Fletcher (75) ranked first and second on the team in tackles.
• Green ranked 22nd in the nation and fourth in the Big 12 in solo tackles per game (5.3) and led the team with 16.0 TFLs. Green's 6.85 tackles per game ranked eighth in the Big 12.
• Has 20 seasons worth of defensive coordinator experience coming at Nebraska Wesleyan, South Dakota, New Mexico State, Colorado State, Tulane and Wyoming.

GAMEDAY: FIELD

MIKE TUIASOSOPO (TWO-EE-AH-SO-SO-PO)

Defensive Tackles • Pacific Lutheran '89
32nd Year in Coaching • Fourth Year at K-State

• A veteran coach with over 30 years of experience who is in his fourth season at K-State.
• Aided in the transition of the defense from a four-down alignment to a three-down front in 2021, a shift that cut 11.2 points allowed per game from the previous year.
• K-State also ranked 29th in the nation and third in the Big 12 by allowing 344.7 yards per game in 2021.
• The interior defensive line helped K-State rack up 90 tackles for loss on the year to rank 10th in school history.
• The 2021 unit was led by Eli Huggins, who picked up Honorable Mention All-Big 12 accolades. Tuiasosopo also coached 2020 All-Big 12 performer Trey Dishon.

GAMEDAY: FIELD

THAD WARD

Wide Receivers • UCF '01
21st Year in Coaching • First Year at K-State

• A 20-year coaching veteran with stops in the Midwest and on the East Coast who is in his first season at K-State.
• Came to Manhattan after spending the previous three seasons at Temple where he tutored the Owl wide receivers and served as the pass game coordinator.
• Coached Jadan Blue to a pair of All-AAC honors, including the 2019 season when he set the school's all-time record for receptions (95) and yards (1,067).
• Tutored three future NFL players during his time at Northern Illinois in Kenny Golladay – a third-round selection by Detroit in 2017 – Tommylee Lewis and Da'Ron Brown.
• Played the 1999 to 2001 seasons at UCF.

GAMEDAY: FIELD

BUDDY WYATT

Defensive Ends • TCU '90
32nd Year in Coaching • Fourth Year at K-State

• A respected defensive line coach with more than 30 years experience who is in his fourth season at K-State.
• His defensive ends helped K-State rack up 90 TFLs in 2021 – the most since 2006 – to rank 10th in school history.
• Coached Felix Anudike-Uzomah to All-America honors in 2021, while he was the co-Big 12 Defensive Lineman of the Year and a First Team All-Big 12 honoree. Anudike-Uzomah tied for the national lead in forced fumbles per game (0.46) and ranked 11th nationally in sacks per game (0.85) in 2021.
• Has also coached All-Big 12 performers Wyatt Hubert and Reggie Walker. Hubert was selected in the 2021 NFL Draft by Cincinnati.

SUPPORT STAFF

Graduate Assistants
Justin Joyce, Hayden Wall (Offense)
Devin Klieman, Tevin Madison (Defense)

Analysts/Quality Control
Clint Brown (Offensive Quality Control)
Josh Buford (Offensive Analyst)
Will Burnham (Special Teams Quality Control)
Matt Kardulis (Defensive Quality Control)
David Orloff (Defensive Analyst)

Strength and Conditioning
Trumain Carroll (Director of Strength & Conditioning)
Chad Cain (Asst. Strength & Conditioning Coach)
Ray Thomas (Asst. Strength & Conditioning Coach)
Lance Yancy (Asst. Strength & Conditioning Coach)

Sports Medicine
Mindy Hoffman (Head FB Athletic Trainer)*
Matt Thomason (Senior Assoc. AD)
Scott Trausch (Director of Sports Diet and Nutrition)
Connor Bennett (Asst. Athletic Trainer)
Matt Greenwald (Asst. Athletic Trainer)

Administration
Hank Jacobs (Director of Football Administration)
Kacey Feldkamp (Director of Football Operations)*
Natalie Crimmins (Program Coordinator)
Taylor Wenger (Football Operations Assistant)
Joe Hall (Director of Player Development)

Administration
Taylor Braet (Director of Football Recruiting)
Maddie Gage (Director of On-Campus Recruiting)
Chuck Lillie (Scouting Analyst)
Taylor Ewald (Recruiting Operations Assistant)

Coaching Video
Scott Eilert (Director of Video Services)
Brandon Hasselbeck (Asst. Director of Football Video)

Creative
Ron Cook (Director of Football Graphic Design)
Alec Handlin (Director of Creative Media)
Chandler Mixon (Creative Media Assistant)

Equipment
Al Cerbe (Head Equipment Manager)
Mikie Schiltz (Assistant Equipment Manager)
Preston Flack (Football Equipment Assistant)

**** K-State is one of just two FBS programs (Bowling Green) to have females in the roles of Director of Football Operations and Head Football Athletic Trainer.***

ALPHABETICAL

NO	NAME	POS
52	Nick Allen	LB
91	Felix Anudike-Uzomah	DE
50	Cooper Beebe	OL
53	Drake Bequeaith	OL
35	Dylan Bequeaith	FB
51	Shadryon Blanka	LB
43	Jack Blumer	P
80	Ty Bowman	WR
25	Ekow Boye-Doe	CB
23	Julius Brents	CB
8	Phillip Brooks	WR
32	Evan Cantu	RB
63	Michael Capria	OL
21	Drake Cheatum	S
5	Justice Clemons	CB
31	Jake Clifton	LB
58	Cartez Crook-Jones	DE
4	Omar Daniels	CB
62	Dawson Delforge	OL
29	Jax Dineen	FB
14	Jet Dineen	S
73	Christian Duffie	OL
29	Khalid Duke	LB
34	Trevor Erickson	S
27	Gavin Forsha	LB
81	Konner Fox	TE
26	Anthony Frias II	RB
46	Jace Friesen	DE
1	Keenan Garber	WR
3	RJ Garcia II	WR
31	DJ Giddens	RB
55	Hayden Gillum	OL
22	Daniel Green	LB
13	Joe Hall III	S
10	Brenen Hawkins	WR
1	Josh Hayes	S
75	Sam Hecht	OL
18	Thomas Helten	LB
36	Hunter Henry	S
15	Robert Hentz II	NG
26	Luke Hirsh	S
17	Ozzie Hoffler	DE
16	Will Honas	LB
25	Gabe Hoover	WR
18	Will Howard	QB
92	Eli Huggins	NG
27	Jake Huggins	FB
56	Damian Ilalio	NG
0	Jadon Jackson	WR
37	Krew Jackson	LB
3	Darell Jones	CB
82	Kendrick Jones	WR
12	Parker Kavanagh	QB
35	Jairus Kennedy	CB
74	Alex Key	OL
71	Jalen Klemm	OL
4	Malik Knowles	WR
84	Isaac Koch	WR
24	Trey Krause	S
7	Adryan Lara	QB
56	Andrew Leingang	OL
70	KT Leveston	OL

NO		NAME	POS	HT	WT	YR-EX	HOMETOWN (LAST SCHOOL)
0	#	Jadon Jackson	WR	6-1	195	Jr.-TR^	Centeron, Ark. (Univ. of Mississippi)
0	#	Jordan Wright	CB	6-1	175	Jr.-TR	Memphis, Tenn. (Fullerton College)
1	#	Keenan Garber	WR	6-0	177	Jr.-2L	Lawrence, Kan. (Free State)
1	#	Josh Hayes	S	6-0	189	Sr.-TR	Lakeland, Fla. (Univ. of Virginia)
2	#	Jake Rubley	QB	6-3	210	Fr.-RS	Highlands Ranch, Colo. (Highlands Ranch)
2	#	Kobe Savage	S	5-11	206	Jr.-TR	Paris, Texas (Tyler JC)
3	#	RJ Garcia II	WR	6-0	172	Fr.-RS	Land O' Lakes, Fla. (Berkeley Prep)
3	#	Darell Jones	CB	5-11	170	Fr.-RS	Coffeyville, Kan. (Field Kindley)
4	#	Omar Daniels	CB	6-0	178	Fr.-RS	Moultrie, Ga. (Colquitt County)
4	#	Malik Knowles	WR	6-3	200	Sr.-3L	Mansfield, Texas (Lake Ridge)
5	#	Justice Clemons	CB	5-10	199	Jr.-TR^	West Columbia, Texas (Tyler JC)
5	#	Jaren Lewis	QB	6-1	206	Jr.-1L	Columbia, Mo. (Battle)
6	#	Sterling Lockett	WR	5-9	160	Fr.-HS^	Leawood, Kan. (Blue Valley)
6	#	Max Marsh	S	6-3	208	So.-SQ^	Grand Junction, Colo. (Eaglecrest)
7	#	Adryan Lara	QB	6-0	210	Fr.-HS^	Goodyear, Ariz. (Desert Edge)
7	#	TJ Smith	S	5-10	190	So.-1L^	Powder Springs, Ga. (McEachern)
8	#	Phillip Brooks	WR	5-7	169	Sr.-3L	Lee's Summit, Mo. (Lee's Summit West)
8	#	Ty Zentner	P/K	6-2	200	Sr.-2L	Topeka, Kan. (Butler CC)
9	#	Adrian Martinez	QB	6-3	225	Sr.-TR	Fresno, Calif. (Univ. of Nebraska)
9	#	Cincere Mason	S	6-0	215	Sr.-1L	Atlanta, Ga. (Kennesaw State Univ.)
10	#	Brenen Hawkins	WR	6-3	211	Fr.-RS	Colleyville, Texas (Heritage)
10	#	Jacob Parrish	CB	5-10	177	Fr.-HS^	Olathe, Kan. (Olathe North)
12	#	Parker Kavanagh	QB	6-1	192	Fr.-HS^	Salina, Kan. (Salina Central)
12	#	Shawn Robinson	LB	6-2	231	Sr.-TR	Saginaw, Texas (Univ. of Missouri)
13	#	Joe Hall III	S	6-0	205	Fr.-HS^	Manhattan, Kan. (Manhattan)
13	#	Xavier Loyd	WR	6-2	180	Fr.-RS	Blue Springs, Mo. (Blue Springs)
14	#	Jet Dineen	S	5-10	186	Fr.-HS^	Lawrence, Kan. (Free State)
14	#	Tyson Struber	WR	6-2	199	Fr.-HS^	Galva, Kan. (Canton-Galva)
15	#	Robert Hentz II	NG	6-2	282	Sr.-2L^	Batesville, Miss. (NW Mississippi CC)
15	#	Shane Porter	WR	5-11	179	Fr.-RS	Friendswood, Texas (Clear Brook)
16	#	Will Honas	LB	6-2	233	Sr.-TR	Wichita, Kan. (Univ. of Nebraska)
16	#	Seth Porter	WR	5-8	170	Sr.-3L	Friendswood, Texas (Clear Springs)
17	#	Ozzie Hoffler	DE	6-2	223	Fr.-RS	Atlanta, Ga. (Woodward Academy)
17	#	Chris Tennant	K	6-5	220	So.-1L^	Shawnee, Kan. (Mill Valley)
18	#	Thomas Helten	LB	6-3	225	Sr.-SQ	Garden Plain, Kan. (Bishop Carroll)
18	#	Will Howard	QB	6-5	235	Jr.-2L^	Downingtown, Pa. (Downingtown West)
19	#	VJ Payne	S	6-3	192	Fr.-HS^	Gainesville, Ga. (Buford)
19	#	Sammy Wheeler	TE	6-5	241	Sr.-3L	Lenexa, Kan. (St. James Academy)
20		Colby McCalister	CB	5-9	188	Fr.-HS^	Houston, Texas (Clear Brook)
21	#	Drake Cheatum	S	5-10	191	Sr.-TR^	Mesquite, Texas (Prairie View A&M Univ.)
22	#	Daniel Green	LB	6-3	242	Sr.-3L	Portland, Ore. (Madison)
22	#	Deuce Vaughn	RB	5-6	176	Jr.-2L^	Round Rock, Texas (Cedar Ridge)
23		Julius Brents	CB	6-4	202	Sr.-1L^	Indianapolis, Ind. (Univ. of Iowa)
24		Trey Krause	S	6-1	190	Fr.-RS	Olathe, Kan. (Olathe West)
25	#	Ekow Boye-Doe	CB	6-0	171	Sr.-3L	Lawrence, Kan. (Lawrence)
25	#	Gabe Hoover	WR	6-0	193	Jr.-SQ	McPherson, Kan. (McPherson)
26	#	Anthony Frias II	RB	5-10	210	So.-TR^	Turlock, Calif. (Modesto JC)
26	#	Luke Hirsh	S	5-11	186	Fr.-HS^	Newton, Kan. (Newton)
27	#	Gavin Forsha	LB	6-3	215	So.-TR^	Nashville, Tenn. (Tyler JC)
27	#	Jake Huggins	FB	6-5	225	Jr.-SQ	Cumming, Ga. (West Forsyth)
28		Vaughn Malone	CB	6-0	187	Jr.-SQ	Austin, Texas (St. Michael's Catholic Academy)
29	#	Jax Dineen	FB	5-10	244	Sr.-3L	Lawrence, Kan. (Free State)
29	#	Khalid Duke	LB	6-4	246	Jr.-3L	Atlanta, Ga. (Riverside Military Academy)
30	#	Matthew Maschmeier	S	6-0	192	So.-SQ^	Lisle, Ill. (Naperville North)
30	#	Grant Snowden	K	6-1	163	Fr.-HS^	Manhattan, Kan. (Manhattan)
31	#	Jake Clifton	LB	6-2	210	Fr.-HS^	Owasso, Okla. (Owasso)
31	#	DJ Giddens	RB	6-1	212	Fr.-RS	Junction City, Kan. (Junction City)
32	#	Evan Cantu	RB	5-8	192	Fr.-HS^	Wichita, Kan. (Maize South)
32	#	Desmond Purnell	LB	5-11	214	Fr.-RS	Topeka, Kan. (Hayden)
33		Nickendre Stiger	S	5-10	185	Jr.-TR	Wichita, Kan. (Butler CC)
34	#	Trevor Erickson	S	6-3	197	Fr.-RS	Chapman, Kan. (Chapman)
34	#	Ben Sinnott	TE	6-4	247	So.-1L^	Waterloo, Iowa (Columbus Catholic)
35	#	Dylan Bequeaith	FB	6-1	230	Fr.-HS^	Colleyville, Texas (Grapevine)
35	#	Jairus Kennedy	CB	6-1	180	So.-SQ^	Wichita, Kan. (Kapaun Mt. Carmel)
36		Hunter Henry	S	6-1	187	Jr.-2L	Austin, Texas (Rice Univ.)
37	#	Krew Jackson	LB	6-5	204	Fr.-RS	Queen Creek, Ariz. (Queen Creek)
37	#	Andrew Sonner	TE	6-4	244	Fr.-RS	Olathe, Kan. (Olathe East)
38		Brendan Mott	DE	6-5	240	Jr.-SQ	Iowa City, Iowa (Iowa City West)
39		Jordan Schippers	RB	6-1	205	Jr.-1L^	Colby, Kan. (Western Illinois Univ.)
40		Gavin Meyers	LB	6-2	231	Fr.-HS^	Hays, Kan. (Hays)
41		Austin Moore	LB	6-1	217	Jr.-2L	Louisburg, Kan. (Louisburg)
42		Randen Plattner	LS	6-3	233	Sr.-3L	Parkville, Mo. (Park Hill)
43	#	Jack Blumer	P	6-3	203	Sr.-2L	Marysville, Kan. (Marysville)
43	#	Jordan Perry	S	6-2	185	Fr.-HS^	Jefferson, Ga. (Jefferson)
44	#	Christian Moore	FB	6-2	243	So.-1L^	Huntington Beach, Calif. (Huntington Beach)

NO		NAME	POS	HT	WT	YR-EX	HOMETOWN (LAST SCHOOL)
44	#	Tobi Osunsanmi	LB	6-2	216	Fr.-HS^	Wichita, Kan. (Wichita East)
45		Mason Olguin	LS	6-0	230	So.-TR^	Edmond, Okla. (Dodge City CC)
46		Jace Friesen	DE	6-2	245	Jr.-1L	Basehor, Kan. (Basehor-Linwood)
47	#	Cody Stufflebean	DE	6-4	257	So.-SQ	McPherson, Kan. (McPherson)
47	#	La'James White	RB	5-7	185	Fr.-TR	Kansas City, Kan. (Air Force)
48		Zach Wittenberg	LB	6-1	219	So.-TR^	El Dorado, Kan. (Butler CC)
49		Andrew Schmelzle	DE	6-4	216	Fr.-RS	Sabetha, Kan. (Sabetha)
50		Cooper Beebe	OL	6-4	322	Jr.-2L	Kansas City, Kan. (Piper)
51		Shadryon Blanka	LB	6-1	213	Fr.-HS	St. Francis, Kan. (Saint Francis Community)
52		Nick Allen	LB	6-0	220	Sr.-3L	Overland Park, Kan. (Blue Valley Southwest)
53		Drake Bequeaith	OL	6-6	269	Fr.-HS^	Colleyville, Texas (Grapevine)
54		Hadley Panzer	OL	6-4	300	So.-1L	Lakin, Kan. (Lakin)
55		Hayden Gillum	OL	6-3	286	Sr.-2L	Plainville, Kan. (Plainville)
56	#	Damian Ilalio	NG	6-1	288	Fr.-RS	Manhattan, Kan. (Manhattan)
56	#	Andrew Leingang	OL	6-6	297	Fr.-RS	Bismarck, N.D. (Century)
57		Beau Palmer	LB	6-2	222	So.-SQ^	Overland Park, Kan. (Blue Valley)
58		Cartez Crook-Jones	DE	6-4	270	Sr.-1L	Grandview, Mo. (Grandview)
62		Dawson Delforge	OL	6-5	327	Sr.-2L^	Wamego, Kan. (Butler CC)
63		Michael Capria	OL	6-1	289	Fr.-HS^	Kansas City, Mo. (Liberty)
66		Sam Shields	OL	6-4	298	So.-SQ^	Manhattan, Kan. (Manhattan)
68		Jackson Smith	OL	6-3	275	So.-SQ	St. Paul, Minn. (St. Thomas Academy)
69		Taylor Poitier	OL	6-3	291	Jr.-1L	Kansas City, Kan. (Bishop Miege)
70		KT Leveston	OL	6-5	320	Sr.-3L	Waco, Texas (Midway)
71		Jalen Klemm	OL	6-5	272	Fr.-HS^	Mars, Pa. (Pine-Richland)
72		Witt Mitchum	OL	6-6	270	So.-SQ^	McKenzie, Tenn. (McKenzie)
73		Christian Duffie	OL	6-5	310	Sr.-3L	Humble, Texas (Summer Creek)
74		Alex Key	OL	6-3	298	Fr.-HS^	Derby, Kan. (Derby)
75		Sam Hecht	OL	6-4	290	Fr.-RS	Shawnee, Kan. (Mill Valley)
76		Kingsley Ugwu	OL	6-4	295	Jr.-RS	Tucson, Ariz. (Hutchinson CC)
77		Carver Willis	OL	6-5	288	So.-SQ^	Durango, Colo. (Durango)
78		John Pastore	OL	6-6	272	Fr.-HS^	Erie, Colo. (Erie)
80		Ty Bowman	WR	6-5	218	So.-1L^	Chanute, Kan. (Chanute)
81		Konner Fox	TE	6-5	263	Jr.-2L	San Antonio, Texas (Reagan)
82		Kendrick Jones	WR	6-4	187	Fr.-HS^	Shawnee, Kan. (Mill Valley)
83		Will Swanson	TE	6-5	244	So.-1L^	Papillion, Neb. (La Vista South)
84		Isaac Koch	WR	6-1	185	Fr.-HS^	Olathe, Kan. (Rockhurst)
85		Kade Warner	WR	6-1	204	Sr.-1L	Scottsdale, Ariz. (Univ. of Nebraska)
86		Garrett Oakley	TE	6-4	219	Fr.-HS^	Columbus, Neb. (Scotus Central Catholic)
87		Brayden Loftin	TE	6-4	224	Fr.-HS^	Omaha, Neb. (Lewis Central [IA])
88		Erwin Nash	WR	6-2	209	Fr.-HS^	Olathe, Kan. (Olathe South)
89		Erik Pizarro	WR	5-10	208	Sr.-TR^	Rio Hondo, Texas (Lamar Univ.)
90		Donovan Rieman	DE	6-3	237	Fr.-HS^	Enid, Okla. (Enid)
91		Felix Anudike-Uzomah	DE	6-4	255	Jr.-2L^	Kansas City, Mo. (Lee's Summit)
92		Eli Huggins	NG	6-5	297	Sr.-3L	Cumming, Ga. (West Forsyth)
93		Jaylen Pickle	DE	6-5	310	Sr.-2L	Cimarron, Kan. (Cimarron)
94		Titus Tuiasosopo	NG	6-0	318	Fr.-RS	Manhattan, Kan. (Wamego)
96		Leyton Simmering	K	6-0	158	Fr.-HS^	Rosemount, Minn. (Rosemount)
97		Nate Matlack	DE	6-5	245	So.-1L^	Olathe, Kan. (Olathe East)
99		Uso Seumalo	NG	6-3	340	Jr.-TR^	Maunaloa, Hawai'i (Garden City CC)

NOTE: *Kansas State elected to advance players' classification even though the 2020 season did not affect eligibility. Those that wish to take advantage of the extra year will be listed as a senior again after their original eligibility would have been exhausted.*

 # Duplicate Number | ^ Redshirt Available | Roster as of August 25, 2022

ALPHABETICAL

NO	NAME	POS
5	Jaren Lewis	QB
6	Sterling Lockett	WR
87	Brayden Loftin	TE
13	Xavier Loyd	WR
28	Vaughn Malone	CB
6	Max Marsh	S
9	Adrian Martinez	QB
30	Matthew Maschmeier	S
9	Cincere Mason	S
97	Nate Matlack	DE
20	Colby McCalister	CB
40	Gavin Meyers	LB
72	Witt Mitchum	OL
41	Austin Moore	LB
44	Christian Moore	FB
38	Brendan Mott	DE
88	Erwin Nash	WR
86	Garrett Oakley	TE
45	Mason Olguin	LS
44	Tobi Osunsanmi	LB
57	Beau Palmer	LB
54	Hadley Panzer	OL
10	Jacob Parrish	CB
78	John Pastore	OL
19	VJ Payne	S
43	Jordan Perry	S
93	Jaylen Pickle	DE
89	Erik Pizarro	WR
42	Randen Plattner	LS
69	Taylor Poitier	OL
16	Seth Porter	WR
15	Shane Porter	WR
32	Desmond Purnell	LB
90	Donovan Rieman	DE
12	Shawn Robinson	LB
2	Jake Rubley	QB
2	Kobe Savage	S
39	Jordan Schippers	RB
49	Andrew Schmelzle	DE
99	Uso Seumalo	NG
66	Sam Shields	OL
96	Leyton Simmering	K
34	Ben Sinnott	TE
68	Jackson Smith	OL
7	TJ Smith	S
30	Grant Snowden	K
37	Andrew Sonner	TE
33	Nickendre Stiger	S
14	Tyson Struber	WR
47	Cody Stufflebean	DE
83	Will Swanson	TE
17	Chris Tennant	K
94	Titus Tuiasosopo	NG
76	Kingsley Ugwu	OL
22	Deuce Vaughn	RB
85	Kade Warner	WR
19	Sammy Wheeler	TE
47	La'James White	RB
77	Carver Willis	OL
48	Zach Wittenberg	LB
0	Jordan Wright	CB
8	Ty Zentner	P/K

PRONUNCIATIONS

PLAYERS

Felix ANUDIKE-UZOMAH.....ann-you-DEE-kay you-ZAH-mah
Dylan/Drake BEQUEAITH ..... BECK-with
SHADRYON BLANKA .....SHAD-run BLON-ka
Jack BLUMER.....BLUE-mur
EKOW BOYE-DOE .....ECK-oh BOY-doe
Evan CANTU.....can-TOO
Michael CAPRIA..... cuh-PREE-ah
Jax/Jett DINEEN.....duh-NEEN
KHALID Duke..... kuh-LID
Gavin FORSHA .....for-SHAY
Anthony FRIAS II .....FREE-iss
Will HONAS ..... HO-nuss
Damian ILALIO ..... EE-lah-LEE-oh
DARELL Jones ..... duh-REL
JAIRUS Kennedy ..... JER-us
Adryan LARA ..... LAR-ah
Andrew LEINGANG .....LANE-gang
XAVIER Loyd ..... ex-AYV-ee-ur
CINCERE Mason .....sin-SEER
Mason OLGUIN .....ole-GEEN
Tobi OSUNSANMI..... oh-sun-SAH-me
John PASTORE ..... pass-TOR-ee
Taylor POITIER .....por-tee-AY (long A)
Donovan RIEMAN .....RYE-men
Andrew SCHMELZLE .....SHMELLS-lee
USO SEUMALO ..... OO-soh SAY-oh-MALL-oo
Ben SINNOTT .....SIN-it
Andrew SONNER..... SAHN-er
NICKENDRE STIGER ..... nuh-KIN-dre STYE-gur
Titus TUIASOSOPO .....TWO-ee-AH-so-SO-po
Kingsley UGWU ..... OO-goo

COACHES

Chris KLIEMAN.....KLY-men
Brian LEPAK..... luh-PACK
Steve STANARD .....STAN-urd
Mike TUIASOSOPO .....TWO-ee-AH-so-SO-po

HOW THE 2022 WILDCATS WERE BUILT

YEAR	HIGH SCHOOL SIGNEES	HIGH SCHOOL WALK ONS	CC TRANSFERS	DI TRANSFERS
2017	Eli Huggins (NG – West Forsyth)			
2018	Ekow Boye-Doe (CB – Lawrence) Cartez Crook-Jones (DE – Grandview) Christian Duffie (OL – Summer Creek) Daniel Green (LB – Madison) Malik Knowles (WR – Lake Ridge) KT Leveston (OL – Midway) Jaylen Pickle (DE – Cimarron) Sammy Wheeler (TE – St. James Academy)	Nick Allen (LB – Blue Valley Southwest) Jack Blumer (P – Marysville) Phillip Brooks (WR – Lee's Summit West) Hayden Gillum (OL – Plainville) Thomas Helten (LB – Bishop Carroll) Randen Plattner (LS – Park Hill) Seth Porter (WR – Clear Springs)		
2019	Cooper Beebe (OL – Piper) Jax Dineen (FB – Free State) Khalid Duke (LB – Riverside Military Academy) Konner Fox (TE – Reagan) Keenan Garber (WR – Free State) Jaren Lewis (QB – Battle) Taylor Poitier (OL – Bishop Miege)	Jace Friesen (DE – Basehor-Linwood) Gabe Hoover (WR – McPherson) Jake Huggins (FB – West Forsyth) Vaughn Malone (CB – St. Michael's) Austin Moore (LB – Louisburg) Brendan Mott (DE – Iowa City West)	Ty Zentner (P/K – Butler CC)	
2020	Felix Anudike-Uzomah (DE – Lee's Summit) Will Howard (QB – Downingtown West) Nate Matlack (DE – Olathe East) Witt Mitchum (OL – McKenzie) Christian Moore (FB – Huntington Beach) Sam Shields (OL – Manhattan) TJ Smith (S – McEachern) Cody Stufflebean (DE – McPherson) Will Swanson (TE – La Vista South) Deuce Vaughn (RB – Cedar Ridge) Carver Willis (OL – Durango)	Trevor Erickson (S – Chapman) Sam Hecht (OL – Mill Valley) Trey Krause (S – Olathe West) Xavier Loyd (WR – Blue Springs) Shane Porter (WR – Clear Brook) Andrew Schmelzle (DE – Sabetha) Andrew Sonner (TE – Olathe East) Chris Tennant (K – Mill Valley) Titus Tuiasosopo (NG – Wamego)	Dawson Delforge (OL – Butler CC) Robert Hentz II (NG – NW Mississippi CC)	Hunter Henry (S – Rice) Jordan Schippers (RB – Western Illinois)
2021	Omar Daniels (CB – Colquitt County) RJ Garcia II (WR – Berkeley Prep) DJ Giddens (RB – Junction City) Brenen Hawkins (WR – Heritage) Ozzie Hoffler (DE – Woodward Academy) Damian Ilalio (NG – Manhattan) Krew Jackson (LB – Queen Creek) Darell Jones (CB – Field Kindley) Andrew Leingang (OL – Century) Hadley Panzer (OL – Lakin) Desmond Purnell (LB – Hayden) Jake Rubley (QB – Highlands Ranch)	Ty Bowman (WR – Chanute) Jairus Kennedy (CB – Kapaun Mt. Carmel) Max Marsh (S – Eaglecrest) Matthew Maschmeier (S – Naperville North) Beau Palmer (LB – Blue Valley) Ben Sinnott (TE – Columbus Catholic) Jackson Smith (OL – St. Thomas Academy)	Kingsley Ugwu (OL – Hutchinson CC)	Julius Brents (CB – Iowa) Cincere Mason (S – Kennesaw State) Kade Warner (WR – Nebraska)
2022	Drake Bequeaith (OL – Grapevine) Jake Clifton (LB – Owasso) Jalen Klemm (OL – Pine-Richland) Adryan Lara (QB – Desert Edge) Sterling Lockett (WR – Blue Valley) Brayden Loftin (TE – Lewis Central) Colby McCalister (CB – Clear Brook) Garrett Oakley (TE – Scotus Central Catholic) Tobi Osunsanmi (LB – Wichita East) Jacob Parrish (CB – Olathe North) John Pastore (OL – Erie) VJ Payne (S – Buford) Jordan Perry (S – Jefferson) Donovan Rieman (DE – Enid) Tyson Struber (WR – Canton-Galva)	Dylan Bequeaith (FB – Grapevine) Shadryon Blanka (LB – St. Francis) Evan Cantu (RB – Maize South) Michael Capria (OL – Liberty) Jet Dineen (S – Free State) Joe Hall III (DB – Manhattan) Luke Hirsh (S – Newton) Kendrick Jones (WR – Mill Valley) Parker Kavanagh (QB – Salina Central) Alex Key (OL – Derby) Isaac Koch (WR – Rockhurst) Gavin Meyers (LB – Hays) Erwin Nash (WR – Olathe South) Leyton Simmering (K – Rosemount) Grant Snowden (K – Manhattan)	Justice Clemons (CB – Tyler JC) Gavin Forsha (LB – Tyler JC) Anthony Frias II (RB – Modesto JC) Mason Olguin (LS – Dodge City CC) Kobe Savage (S – Tyler JC) Uso Seumalo (NG – Garden City CC) Nickendre Stiger (S – Butler CC) Zach Wittenberg (LB – Butler CC) Jordan Wright (CB – Fullerton College)	Drake Cheatum (S – Prairie View A&M) Josh Hayes (S – Virginia) Will Honas (LB – Nebraska) Jadon Jackson (WR – Ole Miss) Adrian Martinez (QB – Nebraska) Erik Pizarro (WR – Lamar) Shawn Robinson (LB – Missouri) La'James White (RB – Air Force)

OFFENSIVE CAREER STARTS

PLAYER	'18	'19	'20	'21	'22	TOT
Adrian Martinez*	11	10	6	11	1	39
Malik Knowles	1	8	9	10	1	29
Christian Duffie	–	0	8	13	1	22
Cooper Beebe	–	0	8	13	1	22
Deuce Vaughn	–	–	7	13	1	21
Phillip Brooks	0	0	4	12	1	17
Kade Warner^	7	5	4	0	1	17
Jax Dineen	–	1	3	7	0	11
Will Howard	–	–	7	3	0	10
KT Leveston	–	0	5	0	1	6
Sammy Wheeler	–	0	1	2	0	3
Taylor Poitier	–	–	2	0	1	3
Ben Sinnott	–	–	0	2	1	3
Hayden Gillum	–	0	0	0	1	1
Dawson Delforge	–	–	1	0	0	1

** 2018-21 at Nebraska*
^ 2018-20 at Nebraska

DEFENSIVE CAREER STARTS

PLAYER	'18	'19	'20	'21	'22	TOT
Drake Cheatum[!]	7	8	3	12	1	31
Cincere Mason[%]	10	14	4	1	0	29
Josh Hayes[@]	2/1	16	6	0	0	25
Eli Huggins	0	0	8	13	1	22
Ekow Boye-Doe	–	0	8	13	1	22
Julius Brents*	5	0	0	13	1	19
Daniel Green	–	0	2	12	1	15
Felix Anudike-Uzomah	–	–	0	13	1	14
Shawn Robinson[#]	7/1	–	2	1	0	11
Khalid Duke	–	0	8	0	1	9
Will Honas^	–	0	7	0	0	7
Jaylen Pickle	–	0	2	5	0	7
TJ Smith	–	–	0	7	0	7
Nate Matlack	–	–	–	3	1	4
Austin Moore	–	–	0	1	1	2
Nick Allen	–	0	0	1	0	1
VJ Payne	–	–	–	–	1	1
Kobe Savage	–	–	–	–	1	1

[!] 2018-21 at Prairie View A&M
[%] 2018-20 at Kennesaw State
[@] 2017-20 at North Dakota State (1 start in '17); 2021 at Virginia
** 2018-20 at Iowa*
[#] 2017-18 at TCU (1 start in '17); 2020-21 at Missouri
^ 2019-21 at Nebraska

CONSECUTIVE STARTS (MIN 2 STARTS)

PLAYER, POSITION	STARTS
Christian Duffie, OL	22
Eli Huggins, NG	21
Cooper Beebe, OL	19
Deuce Vaughn, RB	17
Ekow Boye-Doe, CB	14
Julius Brents, CB	14
Felix Anudike-Uzomah, DE	14
Daniel Green, LB	12
Phillip Brooks, WR	10
Will Honas, LB	6
Nate Matlack, DE	4
Ben Sinnott, TE	2
Malik Knowles, WR	2

OFFENSE

WR	4	Malik Knowles	6-3	200	Sr.-3L	Mansfield, Texas (Lake Ridge)
	1	Keenan Garber	6-0	177	Jr.-2L	Lawrence, Kan. (Free State)
	or 13	Xavier Loyd	6-2	180	Fr.-RS	Blue Springs, Mo. (Blue Springs)
LT	70	KT Leveston	6-5	320	Sr.-3L	Waco, Texas (Midway)
	56	Andrew Leingang	6-6	297	Fr.-RS	Bismarck, N.D. (Century)
	or 76	Kingsley Ugwu	6-4	295	Jr.-RS	Tucson, Ariz. (Hutchinson CC)
LG	50	Cooper Beebe	6-4	322	Jr.-2L	Kansas City, Kan. (Piper)
	62	Dawson Delforge	6-5	327	Sr.-2L	Wamego, Kan. (Butler CC)
C	55	Hayden Gillum	6-3	286	Sr.-2L	Plainville, Kan. (Plainville)
	54	Hadley Panzer	6-4	300	So.-1L	Lakin, Kan. (Lakin)
RG	54	Hadley Panzer	6-4	300	So.-1L	Lakin, Kan. (Lakin)
	75	Sam Hecht	6-4	290	Fr.-RS	Shawnee, Kan. (Mill Valley)
RT	73	Christian Duffie	6-5	310	Sr.-3L	Humble, Texas (Summer Creek)
	77	Carver Willis	6-5	288	So.-SQ	Durango, Colo. (Durango)
TE	19	Sammy Wheeler	6-5	241	Sr.-3L	Lenexa, Kan. (St. James Academy)
	or 34	Ben Sinnott	6-4	247	So.-1L	Waterloo, Iowa (Columbus Catholic)
	or 83	Will Swanson	6-5	244	So.-1L	Papillion, Neb. (La Vista South)
QB	9	Adrian Martinez	6-3	225	Sr.-TR	Fresno, Calif. (Univ. of Nebraska)
	18	Will Howard	6-5	235	Jr.-2L	Downingtown, Pa. (Downingtown West)
FB	44	Christian Moore	6-2	243	So.-1L	Huntington Beach, Calif. (Huntington Beach)
	or 29	Jax Dineen	5-10	244	Sr.-3L	Lawrence, Kan. (Free State)
RB	22	Deuce Vaughn	5-6	176	Jr.-2L	Round Rock, Texas (Cedar Ridge)
	31	DJ Giddens	6-1	212	Fr.-RS	Junction City, Kan. (Junction City)
WR	8	Phillip Brooks	5-7	169	Sr.-3L	Lee's Summit, Mo. (Lee's Summit West)
	16	Seth Porter	5-8	170	Sr.-3L	Friendswood, Texas (Clear Springs)
WR	85	Kade Warner	6-1	204	Sr.-1L	Scottsdale, Ariz. (Univ. of Nebraska)
	3	RJ Garcia II	6-0	172	Fr.-RS	Land O' Lakes, Fla. (Berkeley Prep)
	or 0	Jadon Jackson	6-1	195	Jr.-TR	Centeron, Ark. (Univ. of Mississippi)

DEFENSE

DE	91	Felix Anudike-Uzomah	6-4	255	Jr.-2L	Kansas City, Mo. (Lee's Summit)
	38	Brendan Mott	6-5	240	Jr.-SQ	Iowa City, Iowa (Iowa City West)
	or 47	Cody Stufflebean	6-4	257	So.-SQ	McPherson, Kan. (McPherson)
NG	92	Eli Huggins	6-5	297	Sr.-3L	Cumming, Ga. (West Forsyth)
	15	Robert Hentz II	6-2	282	Sr.-2L	Batesville, Miss. (NW Mississippi CC)
DE	97	Nate Matlack	6-5	245	So.-1L	Olathe, Kan. (Olathe East)
	93	Jaylen Pickle	6-5	310	Sr.-2L	Cimarron, Kan. (Cimarron)
SLB	29	Khalid Duke	6-4	246	Jr.-3L	Atlanta, Ga. (Riverside Military Academy)
	32	Desmond Purnell	5-11	214	Fr.-RS	Topeka, Kan. (Hayden)
MLB	22	Daniel Green	6-3	242	Sr.-3L	Portland, Ore. (Madison)
	52	Nick Allen	6-0	220	Sr.-3L	Overland Park, Kan. (Blue Valley Southwest)
WLB	41	Austin Moore	6-1	217	Jr.-2L	Louisburg, Kan. (Louisburg)
	31	Jake Clifton	6-2	210	Fr.-HS	Owasso, Okla. (Owasso)
	or 27	Gavin Forsha	6-3	215	So.-TR^	Nashville, Tenn. (Tyler JC)
CB	23	Julius Brents	6-4	202	Sr.-1L	Indianapolis, Ind. (Univ. of Iowa)
	4	Omar Daniels	6-0	178	Fr.-RS	Moultrie, Ga. (Colquitt County)
SS	2	Kobe Savage	5-11	206	Jr.-TR	Paris, Texas (Tyler JC)
	7	TJ Smith	5-10	190	So.-1L	Powder Springs, Ga. (McEachern)
JS	21	Drake Cheatum	5-10	191	Sr.-TR	Mesquite, Texas (Prairie View A&M Univ.)
	or 9	Cincere Mason	6-0	215	Sr.-1L	Atlanta, Ga. (Kennesaw State Univ.)
FS	1	Josh Hayes	6-0	189	Sr.-TR	Lakeland, Fla. (Univ. of Virginia)
	19	VJ Payne	6-3	192	Fr.-HS	Gainesville, Ga. (Buford)
	or 36	Hunter Henry	6-1	187	Jr.-2L	Austin, Texas (Rice Univ.)
CB	25	Ekow Boye-Doe	6-0	171	Sr.-3L	Lawrence, Kan. (Lawrence)
	0	Jordan Wright	6-1	175	Jr.-TR	Memphis, Tenn. (Fullerton College)
	or 10	Jacob Parrish	5-10	177	Fr.-HS^	Olathe, Kan. (Olathe North)

SPECIALISTS

FG	17	Chris Tennant	6-5	220	So.-1L	Shawnee, Kan. (Mill Valley)
	8	Ty Zentner	6-2	200	Sr.-2L	Topeka, Kan. (Butler CC)
HLD	43	Jack Blumer	6-3	203	Sr.-2L	Marysville, Kan. (Marysville)
	8	Ty Zentner	6-2	200	Sr.-2L	Topeka, Kan. (Butler CC)
SNP	42	Randen Plattner	6-3	233	Sr.-3L	Parkville, Mo. (Park Hill)
	45	Mason Olguin	6-0	230	So.-TR	Edmond, Okla. (Dodge City CC)
P	8	Ty Zentner	6-2	200	Sr.-2L	Topeka, Kan. (Butler CC)
	43	Jack Blumer	6-3	203	Sr.-2L	Marysville, Kan. (Marysville)
KO	8	Ty Zentner	6-2	200	Sr.-2L	Topeka, Kan. (Butler CC)
	17	Chris Tennant	6-5	220	So.-1L	Shawnee, Kan. (Mill Valley)
KR	4	Malik Knowles	6-3	200	Sr.-3L	Mansfield, Texas (Lake Ridge)
	8	Phillip Brooks	5-7	169	Sr.-3L	Lee's Summit, Mo. (Lee's Summit West)
PR	8	Phillip Brooks	5-7	169	Sr.-3L	Lee's Summit, Mo. (Lee's Summit West)
	4	Malik Knowles	6-3	200	Sr.-3L	Mansfield, Texas (Lake Ridge)

WR

#4 Malik Knowles
6-3, 200, Sr.-3L
Mansfield, Texas (Lake Ridge)

- **LAST GAME:** 3 rec, 14 yds; 1 rush, 75 yds, TD vs. South Dakota (9/3/22)
- Tied for 8th in school history in TD career receptions.
- One of just 2 players in school history with TDs of at least 70 yards on a run, catch and KOR.

Year	Rec.	Yds.	Avg	TD	LG
2022	3	14	4.7	0	7
CAR	**82**	**1,156**	**14.1**	**12**	**70**

Car. Highs: Rec: 6; Yds: 112; TD: 2

#1 Keenan Garber
OR
#13 Xavier (ex-AYV-ee-ur) Loyd

- **GARBER'S LAST GAME:** Played vs. South Dakota (9/3/22); No stats
- **GARBER:** Entering 4th year in program, seeing increased action each season.
- **LOYD:** A former walk-on who caught 40 passes for 556 yds and 9 TDs as a senior in high school.

GARBER	Rec.	Yds.	Avg	TD	LG
2022	0	0	0.0	0	0
CAR	**6**	**82**	**13.7**	**0**	**54**

Car. Highs: Rec: 2; Yds: 54

LT

#70 KT Leveston
6-5, 320, Sr.-3L
Waco, Texas (Midway)

- A 5th-year senior who started the second opener, his first start since earning 5 starts in 2020.
- Played in 10 games last year as a reserve, splitting time between both guard spots and left tackle.
- A two-time First Team Academic All-Big 12 performer.

Year	GP/GS
2022	1/1
CAR	**24/6**

#56 Andrew Leingang (LANE-gang)
OR
#76 Kingsley Ugwu (OO-goo)

- **LEINGANG:** Saw action in the West Virginia game last season as he held on to his redshirt... Also played vs. South Dakota.
- **LEINGANG:** Rated the top player in North Dakota (Class of 2021) by ESPN and 247Sports, in addition to the 10th-best center in the nation.
- **UGWU:** A former community-college product who redshirted the 2021 season.

LEINGANG	GP/GS
2022	1/0
CAR	**2/0**

LG

#50 Cooper Beebe
6-4, 322, Jr.-2L
Kansas City, Kan. (Piper)

- A 2022 Preseason All-American by numerous outlets who is also on the watch lists for the Outland Trophy and Lombardi Award.
- Earned First Team All-Big 12 honors as a sophomore in 2021, the youngest OL to be named to the first team last season.
- Did not allow a sack among his 367 pass blocking snaps last year.

Year	GP/GS
2022	1/1
CAR	**25/22**

#62 Dawson Delforge
6-5, 327, Sr.-2L
Wamego, Kan. (Butler CC)

- Returns for his 6th season of college football after originally transferring to K-State from Butler CC in 2020.
- Has seen action in 21 games over the last 2 years, including a start at Baylor in 2020.
- Viewed as the 5th-best guard among 2020 community-college prospects by ESPN, No. 6 by 247Sports and No. 9 by JCGridiron.

Year	GP/GS
2022	1/0
CAR	**22/1**

C

#55 Hayden Gillum
6-3, 286, Sr.-2L
Plainville, Kan. (Plainville)

- A former walk-on who has played in 21 career games but earned his first-career start in the 2022 season opener.
- Saw time as a reserve offensive lineman last year vs. Kansas, West Virginia and LSU.
- A 2020 Second Team Academic All-Big 12 performer.

Year	GP/GS
2022	1/1
CAR	**21/1**

#54 Hadley Panzer
6-4, 300, So.-1L
Lakin, Kan. (Lakin)

- A physical player who saw time in 9 games as a true freshman a year ago.
- Played exclusively at right guard last season.
- Rated as the 29th-best center in the Class of 2020 by 247Sports.

Year	GP/GS
2022	1/0
CAR	**10/0**

RG

#54 Hadley Panzer
6-4, 300, So.-1L
Lakin, Kan. (Lakin)

- A physical player who saw time in 9 games as a true freshman a year ago.
- Played exclusively at right guard last season.
- Rated as the 29th-best center in the Class of 2020 by 247Sports.

Year	GP/GS
2022	1/0
CAR	**10/0**

#75 Sam Hecht
6-4, 290, Fr.-RS
Shawnee, Kan. (Mill Valley)

- Came to K-State as a walk-on and has quickly ascended up the depth chart.
- Saw his first-career action in the season opener against South Dakota.
- Earned all-state honors as both a juinor and a senior.

Year	GP/GS
2022	1/0
CAR	**10/0**

RT

#73 Christian Duffie
6-5, 310, Sr.-3L
Humble, Texas (Summer Creek)

- Has started 22 consecutive games, the longest streak on the team.
- Helped K-State tie for 2nd in the Big 12 with 29 rushing TDs last year, while its 4.83 yds per rush ranked 6th in school history.
- Started the final 8 games of the 2020 season.

Year	GP/GS
2022	1/1
CAR	**26/22**

#77 Carver Willis
6-5, 288, So.-SQ
Durango, Colo. (Durango)

- Saw time in the 2022 season opener after not seeing any game action a year ago
- Played in 4 games as a reserve OL in 2020, playing LT vs. Texas Tech, TCU, Iowa State and Texas
- Rated the 86th-best OT in the nation and the 7th-best player in the state of Colorado in the Class of 2020 by 247Sports.

Year	GP/GS
2022	1/0
CAR	**5/0**

TE

#19 Sammy Wheeler
6-5, 241, Sr.-3L
Lenexa, Kan. (St. James Academy)

- **LAST GAME:** 1 rec, 10 yds vs. South Dakota (9/3/22)
- Played in all 13 games last year, the first full season of his career.
- Tallied 3 catches last year vs. WVU, including a 35-yarder on 4th and 8 to help seal the win.

Year	Rec.	Yds.	Avg	TD	LG
2022	1	10	10.0	0	10
CAR	**27**	**373**	**13.8**	**2**	**58**

Car. Highs: Rec: 3; Yds: 58; TD: 1

OR

#34 Ben Sinnott (SIN-it)
OR
#83 Will Swanson

- **SINNOTT'S LAST GAME:** 2 rec, 12 yds vs. South Dakota (9/3/22)
- **SWANSON'S LAST GAME:** 2 rec, 23 yds vs. South Dakota (9/3/22)
- **SINNOTT:** Rushed 3 times for 12 yds last year with a TD at Kansas.

SINNOTT	Rec.	Yds.	Avg	TD	LG
2022	2	12	6.0	0	8
CAR	**4**	**27**	**6.8**	**0**	**11**

Car. Highs: Rec: 2; Yds: 12

QB

#9 Adrian Martinez
6-3, 225, Sr.-TR
Fresno, Calif. (Univ. of Nebraska)

- **LAST GAME:** 11-for-15, 53 yds; 13 rush, 39 yds TD vs. South Dakota (9/3/22)
- First QB in school history to transfer from a D1 school and start the next year's season opener.
- Ranks in the top 10 nationally among active players in 15 career categories.

Year	Cpl-Att	Pct.	Yds	TD/INT
2022	11-15	73.3	53	0/0
CAR	**681-1,070**	**63.6**	**8,544**	**45/30**

Car. Highs: Cpl: 26; Att: 42; Yds: 384; TD: 3; INT: 4 *2017-20 at NU*

#18 Will Howard
6-5, 235, Jr.-2L
Downingtown, Pa. (Downingtown West)

- **LAST GAME:** Played vs. LSU (1/4/22); No stats
- Has played in 15 games with 10 starts in his first 2 seasons at K-State.
- Has rushed for 548 yards and 7 TDs in his career.

Year	Cpl-Att	Pct.	Yds	TD/INT
2021	30-55	54.5	332	1/1
CAR	**120-223**	**53.8**	**1,510**	**9/11**

Car. Highs: Cpl: 19; Att: 37; Yds: 243; TD: 2; INT: 3

FB

#44 Christian Moore
6-2, 243, So.-1L
Huntington Beach, Caif. (Huntington Beach)

- **LAST GAME:**1 rec, 4 yds vs. South Dakota (9/3/22)
- Has played in 8 career games, including 4 last season.
- Earned 2021 First Team Academic All-Big 12 honors.

Year	Rec.	Yds.	Avg	TD	LG
2022	1	4	4.0	0	4
CAR	**1**	**4**	**4.0**	**0**	**4**

Car. Highs: Rec: 1; Yds: 4

OR

#29 Jax Dineen (duh-NEEN)
5-10, 244, Sr.-3L
Lawrence, Kan. (Free State)

- **LAST GAME:** 4 rush, 18 yds vs. LSU (1/4/22)
- A physical blocking fullback who is also versatile enough to catch passes and run the ball.
- Earned Second Team All-Big 12 accolades in 2021.

Year	Rec.	Yds.	Avg	TD	LG
2022	0	0	0.0	0	0
CAR	**14**	**118**	**8.4**	**0**	**24**

Car. Highs: Rec: 4; Yds: 35

RB

#22 Deuce Vaughn
5-6, 173, Jr.-2L
Round Rock, Texas (Cedar Ridge)

- **LAST GAME:** 18 rush, 126 yds, TD; 1 rec, 2 yds vs. South Dakota (9/3/22)
- The 11th Consensus All-American in school history when he earned the nod last season.
- Looking to become the 10th player in Big 12 history with 2,000 career rush yds and 1,000 rec yds.

Year	Att.	Yds.	Avg	TD	LG
2022	18	126	7.0	1	39
CAR	**376**	**2,172**	**5.8**	**26**	**80**

Car. Highs: Att: 26; Yds: 162; TD: 3

#31 DJ Giddens
6-1, 212, Fr.-RS
Junction City, Kan. (Junction City)

- **LAST GAME:** 6 rush, 57 yds, TD; 1 rec, 3 yds vs. South Dakota (9/3/22)
- Redshirted the 2021 season and did not see any game action.
- Rushed for 1,255 yds and 30 TDs as a senior in HS, ranking 5th in school history in yds.

Year	Att.	Yds.	Avg	TD	LG
2022	6	57	9.5	1	16
CAR	**6**	**57**	**9.5**	**1**	**16**

Car. Highs: Att: 6; Yds: 57; TD: 1

WR

#8 Phillip Brooks
5-7, 169, Jr.-2L
Lee's Summit, Mo. (Lee's Summit West)

- **LAST GAME:** Started vs. South Dakota (9/3/22); No stats
- Sits 49 receiving yds shy of becoming the 24th player in school history with 1,000 in a career.
- Led the team in receiving yds last season.

Year	Rec.	Yds.	Avg	TD	LG
2022	0	0	0.0	0	0
CAR	**84**	**951**	**11.3**	**5**	**56**

Car. Highs: Rec: 7; Yds: 69; TD: 1

#16 Seth Porter
5-8, 170, Sr.-3L
Friendswood, Texas (Clear Springs)

- **LAST GAME:** Played vs. South Dakota (9/3/22); No stats.
- Has seen action in 34 career games, primarily on special teams.
- A two-time First Team Academic All-Big 12 performer.

Year	Rec.	Yds.	Avg	TD	LG
2022	0	0	0.0	0	0
CAR	**1**	**12**	**12.0**	**0**	**12**

Car. Highs: Rec: 1; Yds: 12

#85 Kade Warner
6-1, 204, Sr.-1L
Scottsdale, Ariz. (Univ. of Nebraska)

- **LAST GAME:** 3 rec, 10 yds vs. South Dakota (9/3/22)
- Played in all 13 games last season after transferring in from Nebraska.
- Son of Pro Football Hall of Fame quarterback Kurt Warner.

Year	Rec.	Yds.	Avg	TD	LG
2022	3	10	3.3	0	6
CAR	**47**	**412**	**8.8**	**0**	**26**

Car. Highs: Rec: 4; Yds: 42

#3 RJ Garcia II
OR
#0 Jadon Jackson

- **GARCIA II'S LAST GAME:** 1 rec, 17 yds vs. South Dakota (9/3/22)
- **JACKSON'S LAST GAME:** Played vs. Vanderbilt (11/20/21) while at Ole Miss; No stats
- **GARCIA II:** Finished prep career by tallying 1,342 yds on 71 receptions with 11 TDs.

GARCIA II	Rec.	Yds.	Avg	TD	LG
2022	1	17	17.0	0	17
CAR	**2**	**23**	**11.5**	**0**	**17**

Car. Highs: Rec: 1; Yds: 17

DE

#91 Felix Anudike-Uzomah (ann-you-DEE-kay you-ZAH-mah)
6-4, 255, Jr.-2L
Kansas City, Mo. (Lee's Summit)

- **LAST GAME:** 3 tackles, 2.0 TFLs, sack, FF vs. South Dakota (9/3/22)
- A Preseason All-American who is on the watch lists for the Nagurski Trophy and Bednarik Award.
- Ranks first nationally in career forced fumbles per gm (0.37) and 5th in sacks per gm (0.68).

Year	U-A-T	TFL-Yds.	Sk-Yds	INT	PD	F/R
2022	3-0-3	2.0-8	1.0-4	0	0	1/0
CAR	**43-15-58**	**16.5-73**	**13.0-63**	**0**	**0**	**7/0**

Car. Highs: Tackles: 8; TFL: 4.0; Sacks: 4.0; FF: 2

#38 Brendan Mott
OR
#47 Cody Stufflebean

- **MOTT'S LAST GAME:** 2 tackles, sack vs. South Dakota (9/3/22)
- **STUFFLEBEAN's LAST GAME:** 1 tackle vs. South Dakota (9/3/22)
- **MOTT:** Played against Kansas in 2020, making a tackle.

MOTT	U-A-T	TFL-Yds.	Sk-Yds	INT	PD	F/R
2022	2-0-2	1.0-7	1.0-7	0	0	0/0
CAR	**3-0-3**	**1.0-7**	**1.0-7**	**0**	**0**	**0/0**

Car. Highs: Tackles: 3; TFL: 1.0; Sacks: 1.0

NG

#92 Eli Huggins
6-5, 297, Sr.-3L
Cumming, Ga. (West Forsyth)

- **LAST GAME:** 3 tackles, 1.5 TFLs, sack vs. South Dakota (9/3/22)
- An Honorable Mention All-Big 12 performer in 2021 who returns for his 6th season.
- Started all 13 games last season and 8 games in 2020.

Year	U-A-T	TFL-Yds.	Sk-Yds	INT	PD	F/R
2022	1-2-3	1.5-11	1.0-10	0	0	0/0
CAR	**28-24-52**	**14.5-60**	**5.5-38**	**0**	**0**	**0/0**

Car. Highs: Tackles: 4; TFL: 2.0; Sacks: 1.0

#15 Robert Hentz II
6-2, 282, Sr.-2L
Batesville, Miss. (NW Mississippi CC)

- **LAST GAME:** Played vs. South Dakota (9/3/22); No stats
- Saw action in 12 games last year.
- Earned 2021 Second Team Academic All-Big 12 honors.

Year	U-A-T	TFL-Yds.	Sk-Yds	INT	PD	F/R
2022	0-0-0	0.0-0	0.0-0	0	0	0/0
CAR	**7-10-17**	**1.0-3**	**0.0-0**	**0**	**1**	**0/0**

Car. Highs: Tackles: 2; TFL: 0.5; PD: 1

DE

#97 Nate Matlack
6-5, 245, So.-1L
Olathe, Kan. (Olathe East)

- **LAST GAME:** TFL vs. South Dakota (9/3/22)
- Played in every game last year and has started 4 straight dating back to last season.
- Earned votes for the 2021 Big 12 Defensive Freshman of the Year award.

Year	U-A-T	TFL-Yds.	Sk-Yds	INT	PD	F/R
2022	1-0-1	1.0-4	0.0-0	0	0	0/0
CAR	**14-4-18**	**6.5-47**	**3.5-31**	**0**	**1**	**2/0**

Car. Highs: Tackles: 4; TFL: 2.0; Sacks: 1.0; PD: 1; FF: 1

#93 Jaylen Pickle
6-5, 310, Sr.-2L
Cimarron, Kan. (Cimarron)

- **LAST GAME:** 2 tackles, 1.5 TFLs, sack, PD vs. South Dakota (9/3/22)
- A former defensive tackle who will slide out to end in K-State's 3-3-5 alignment.
- Had an INT last year vs. Southern Illinois, the first by a Wildcat interior DL since 2016.

Year	U-A-T	TFL-Yds.	Sk-Yds	INT	PD	F/R
2022	1-1-2	1.5-2	1.0-2	0	1	0/0
CAR	**19-10-29**	**3.0-5**	**1.0-2**	**1**	**5**	**0/0**

Car. Highs: Tackles: 4; TFL: 1.0; Sacks: 1.0; INT: 1; PD: 2

SLB

#29 Khalid (kuh-LID) Duke
6-4, 246, Jr.-3L
Atlanta, Ga. (Riverside Military Academy)

- **LAST GAME:** 1 tackle vs. South Dakota (9/3/22)
- Was injured in the Nevada game last year and missed the remainder of the season.
- Tallied sacks in each of the first 2 games of 2021.

Year	U-A-T	TFL-Yds.	Sk-Yds	INT	PD	F/R
2022	1-0-1	0.0-0	0.0-0	0	0	0/0
CAR	**26-14-40**	**8.0-44**	**5.0-35**	**0**	**1**	**0/1**

Car. Highs: Tackles: 9; TFL: 2.0; Sacks: 1.0; PD: 1

#32 Desmond Purnell
5-11, 214, Fr.-RS
Topeka, Kan. (Hayden)

- **LAST GAME:** 3 tackles, 0.5 TFL, PR TD vs. South Dakota (9/3/22)
- Scored an a 17-yd blkd punt return against South Dakota.
- Originally came in as a safety but moved to LB during K-State's switch to the 3-3-5.

Year	U-A-T	TFL-Yds.	Sk-Yds	INT	PD	F/R
2022	3-0-3	0.5-0	0.0-0	0	0	0/0
CAR	**3-0-3**	**0.5-0**	**0.0-0**	**0**	**0**	**0/0**

Car. Highs: Tackles: 3; TFL: 0.5

MLB

#22 Daniel Green
6-3, 242, Sr.-3L
Portland, Ore. (Madison)

- **LAST GAME:** 1 tackle vs. South Dakota (9/3/22)
- A Preseason All-Big 12 pick who earned honorable mention accolades from the coaches last year.
- Led team in tackles and TFLs in 2021.

Year	U-A-T	TFL-Yds.	Sk-Yds	INT	PD	F/R
2022	1-0-1	0.0-0	0.0-0	0	0	0/0
CAR	**115-47-162**	**25.0-90**	**7.5-37**	**0**	**5**	**1/3**

Car. Highs: Tackles: 13; TFL: 3.0; Sacks: 1.5; PD: 1; FF: 1; FR: 1

#52 Nick Allen
6-0, 220, Sr.-3L
Overland Park, Kan. (Blue Valley SW)

- **LAST GAME:** 1 tackle vs. South Dakota (9/3/22)
- Returning from an injury sustained in the final regular-season game of 2021 at Texas.
- Led the Wildcats with 6 special teams tackles last season.

Year	U-A-T	TFL-Yds.	Sk-Yds	INT	PD	F/R
2022	1-0-1	0.0-0	0.0-0	0	0	0/0
CAR	**22-4-26**	**0.5-1**	**0.0-0**	**0**	**1**	**0/0**

Car. Highs: Tackles: 10; TFL: 0.5; PD: 1; FR: 1

WLB

#41 Austin Moore
6-1, 217, Jr.-2L
Louisburg, Kan. (Louisburg)

- **LAST GAME:** 5 tackles, 0.5 TFLs vs. South Dakota (9/3/22)
- Has played in 21 career games with starts last year at Kansas and this year vs. South Dakota.
- A two-time First Team Academic All-Big 12 performer.

Year	U-A-T	TFL-Yds.	Sk-Yds	INT	PD	F/R
2022	3-2-5	0.5-1	0.0-0	0	0	0/0
CAR	**18-9-27**	**3.5-5**	**0.0-0**	**0**	**0**	**0/0**

Car. Highs: Tackles: 5; TFL: 1.0

#31 Jake Clifton
OR
#27 Gavin Forsha (for-SHAY)

- **CLIFTON'S LAST GAME:** 4 tackles vs. South Dakota (9/3/22)
- **FORSHA'S LAST GAME:** 1 tackle vs. South Dakota (9/3/2)
- **CLIFTON:** Viewed as the 85th-best outside LB for the Class of 2022 by ESPN.

Year	U-A-T	TFL-Yds.	Sk-Yds	INT	PD	F/R
2022	4-0-4	0.0-0	0.0-0	0	0	0/0
CAR	**4-0-4**	**0.0-0**	**0.0-0**	**0**	**0**	**0/0**

Car. Highs: Tackles: 4

CB

#23 Julius Brents
6-4, 202, Sr.-1L
Indianapolis, Ind. (Univ. of Iowa)

- **LAST GAME:** 3 tackles vs. South Dakota (9/3/22)
- A Preseason All-Big 12 pick who is on the watch list for the Jim Thorpe Award.
- Started all 13 games last year after transferring in from Iowa.

Year	U-A-T	TFL-Yds.	Sk-Yds	INT	PD	F/R
2022	3-0-3	0.0-0	0.0-0	0	0	0/0
CAR	**53-16-69**	**3.0-5**	**0.0-0**	**2**	**8**	**0/0**

Car. Highs: Tackles: 8; TFL: 1.0; INT: 1; PD: 3 *2018-20 at Iowa*

#4 Omar Daniels
6-0, 178, Fr.-RS
Moultrie, Ga. (Colquitt County)

- **LAST GAME:** Played vs. South Dakota (9/3/22); No stats
- Played in K-State's win over LSU in the Texas Bowl as he held on to his redshirt.
- Viewed as the 76th-best cornerback in the Class of 2021 by ESPN and No. 86 by 247Sports.

Year	U-A-T	TFL-Yds.	Sk-Yds	INT	PD	F/R
2022	0-0-0	0.0-0	0.0-0	0	0	0/0
CAR	**1-0-1**	**0.0-0**	**0.0-0**	**0**	**0**	**0/0**

Car. Highs: Tackles: 1

SS

#2 Kobe Savage
5-11, 206, Jr.-TR
Paris, Texas (Tyler JC)

- **LAST GAME:** 2 tackles, TFL vs. South Dakota (9/3/22)
- Viewed as the 38th-best overall CC prospect and 5th-best CC safety by ESPN.
- Earned NJCAA All-America honors in 2021 when he racked up 70 tackles.

Year	U-A-T	TFL-Yds.	Sk-Yds	INT	PD	F/R
2022	2-0-2	1.0-4	0.0-0	0	0	0/0
CAR	**2-0-2**	**1.0-4**	**0.0-0**	**0**	**0**	**0/0**

Car. Highs: Tackles: 2; TFL: 1.0

#7 TJ Smith
5-10, 190, So.-1L
Powder Springs, Ga. (McEachern)

- **LAST GAME:** 3 tackles vs. LSU (1/4/22)
- A 7-game starter a year ago who ranked 8th on the team in tackles.
- Bookended the regular season with picks vs. both Stanford and Texas.

Year	U-A-T	TFL-Yds.	Sk-Yds	INT	PD	F/R
2021	29-10-39	0.0-0	0.0-0	2	4	0/1
CAR	**34-12-46**	**0.0-0**	**0.0-0**	**2**	**4**	**0/1**

Car. Highs: Tackles: 7; INT: 1; PD: 1

JACK OR

#21 Drake Cheatum
5-10, 191, Sr.-TR
Mesquite, Texas (Prairie View A&M)

- **LAST GAME:** 1 tackle, PD vs. South Dakota (9/3/22)
- Playing in his 5th season of college football after transferring in from Prairie View A&M.
- Earned 2021 HBCU All-America accolades.

Year	U-A-T	TFL-Yds.	Sk-Yds	INT	PD	F/R
2022	1-0-1	0.0-0	0.0-0	0	1	0/0
CAR	**120-98-218**	**9.5-31**	**0.0-0**	**9**	**24**	**0/1**

Car. Highs: Tackles: 14; TFL: 1.5; INT: 2; PD: 3; FR: 1

#9 Cincere (sin-SEER) Mason
6-0, 215, Sr.-1L
Atlanta, Ga. (Kennesaw State)

- **LAST GAME:** 2 tackles, INT vs. South Dakota (9/3/22)
- Returning for a 6th season after sustaining a season-ending injury last year vs. West Virginia.
- A transfer from Kennesaw State prior to the 2021 season.

Year	U-A-T	TFL-Yds.	Sk-Yds	INT	PD	F/R
2022	2-0-2	0.0-0	0.0-0	1	1	0/0
CAR	**68-32-100**	**7.0-19**	**0.0-0**	**6**	**17**	**1/3**

Car. Highs: Tackles: 7; TFL: 1.5; INT: 1; PD: 3; FF: 1; FR: 1

FS

#1 Josh Hayes
6-0, 189, Sr.-TR
Lakeland, Fla. (Univ. of Virginia)

- **LAST GAME:** 1 tackle at Louisville (10/9/21)
- Transfered to K-State after playing at Virginia (2021) and North Dakota State (2017-20).
- Spent the 2017 and 2018 seasons at NDSU playing under Chris Klieman and Joe Klanderman.

Year	U-A-T	TFL-Yds.	Sk-Yds	INT	PD	F/R
2021	1-0-1	0.0-0	0.0-0	0	0	0/0
CAR	**83-50-133**	**3.5-4**	**0.0-0**	**2**	**21**	**2/0**

Car. Highs: Tackles: 9; TFL: 1.5; INT: 1; PD: 3; FR: 1

#19 VJ Payne
OR
#36 Hunter Hentry

- **PAYNE'S LAST GAME:** Started vs. South Dakota (9/3/22); No stats
- **HENRY'S LAST GAME:** 2 tackles vs. South Dakota (9/3/22)
- **PAYNE:** First true FR Wildcat to start a season opener since 2006.

HENRY	U-A-T	TFL-Yds.	Sk-Yds	INT	PD	F/R
2022	1-1-2	0.0-0	0.0-0	0	0	0/0
CAR	**7-2-8**	**1.0-2**	**0.0-0**	**0**	**0**	**0/0**

Car. Highs: Tackles: 2; TFL: 1.0

CB

#25 Ekow Boye-Doe (ECK-oh BOY-doe)
6-0, 171, Sr.-3L
Lawrence, Kan. (Lawrence)

- **LAST GAME:** 3 tackles vs. South Dakota (9/3/22)
- Has started 22 career games, including all 13 a year ago.
- Was only targeted on 40 pass attempts in 2021.

Year	U-A-T	TFL-Yds.	Sk-Yds	INT	PD	F/R
2022	3-0-3	0.0-0	0.0-0	0	0	0/0
CAR	**37-14-51**	**3.0-5**	**0.0-0**	**0**	**9**	**0/0**

Car. Highs: Tackles: 5; TFL: 1.0; PD: 2

#0 Jordan Wright
OR
#10 Jacob Parrish

- **WRIGHT'S LAST GAME:** Played vs. South Dakota (9/3/22); No stats
- **PARRISH'S LAST GAME:** 1 tackle vs. South Dakota (9/3/22)
- **WRIGHT:** Earned all-region during the 2021 season at Fullerton College.

PARRISH	U-A-T	TFL-Yds.	Sk-Yds	INT	PD	F/R
2022	1-0-1	0.0-0	0.0-0	0	0	0/0
CAR	**1-0-1**	**0.0-0**	**0.0-0**	**0**	**0**	**0/0**

Car. Highs: Tackles: 1

FG

#17 Chris Tennant
6-5, 220, So.-1L
Shawnee, Kan. (Mill Valley)

- **LAST GAME AT PK:** 0-for-1 FG, 4-for-5 XP vs. South Dakota (9/22/22)
- Took over place kicking duties over the final 5 regular-season games.
- The first K-State true FR to make a FG since 2001 (Joe Rheem).

YEAR	FGM-A	Pct.	LG	XPM-A	Pct.
2022	0-1	0.0	0	4-5	80.0
CAR	**5-9**	**55.6**	**51**	**20-21**	**95.2**
Car. Highs: FG: 2; XP: 5					

#8 Ty Zentner
6-2, 200, Sr.-2L
Topeka, Kan. (Butler CC)

- **LAST GAME AT PK:** 0-for-1 FG, 6-for-6 XP vs. LSU (1/4/22)
- Made all 6 XP but missed a 54-yd attempt in the Texas Bowl last year vs. LSU.
- Rated the best junior college kicker in the Class of 2019 by ESPN.

YEAR	FGM-A	Pct.	LG	XPM-A	Pct.
2022	0-0	0.0	0	0-0	0.0
CAR	**0-1**	**0.0**	**0**	**6-6**	**100.0**
Car. Highs: XP: 6					

HLD

#43 Jack Blumer
6-3, 203, Sr.-2L
Marysville, Kan. (Marysville)

- Has held for all FG and PAT attempts since the beginning of 2021.

#8 Ty Zentner
6-2, 200, Sr.-2L
Topeka, Kan. (Butler CC)

- Has not held during his time at K-State.

SNP

#42 Randen Plattner
6-3, 233, Sr.-3L
Parkville, Mo. (Park Hill)

- Has served as the primary long snapper on both field goals/extra points and punts each of the last 2 seasons.
- On the watch list for the Patrick Mannelly Award, which goes to the nation's top long snapper.
- A three-time First Team Academic All-Big 12 honoree.

Year	Games
2022	1
CAR	**36**

#45 Mason Olguin
6-0, 230, So.-TR
Edmond, Okla. (Dodge City CC)

- Came to K-State after playing the 2021 season at Dodge City CC.
- Rated the No. 1 available transfer long snapper by Kohl's Snapping.

P

#8 Ty Zentner
6-2, 200, Sr.-2L
Topeka, Kan. (Butler CC)

- **LAST GAME PUNTING:** 5 punts, 40.4-yd avg, 1 in20 vs. South Dakota (9/3/22)
- A member of the 2022 Ray Guy Award watch list and was an All-Big 12 pick in 2021.
- Would rank 4th in school history in career avg if he had 2 more attempts to qualify.

Year	Punts	Yds.	Avg	LG	I20
2022	4	171	42.8	49	1
CAR	**71**	**3,010**	**42.4**	**65**	**31**
Car. Highs: Punts: 6; Avg: 55.7; in20: 4					

#43 Jack Blumer
6-3, 203, Sr.-2L
Marysville, Kan. (Marysville)

- **LAST GAME PUNTING:** 1 punt, 45 yds, 1 in20 vs. LSU (1/4/22)
- Shared punting duties throughout the 2020 season.
- Forced 14 fair catches on 24 attempts in 2020.

Year	Punts	Yds.	Avg	LG	I20
2021	1	45	45.0	45	1
CAR	**25**	**982**	**39.3**	**54**	**4**
Car. Highs: Punts: 3; Avg: 44.7; in20: 1					

KO

#8 Ty Zentner
6-2, 200, Sr.-2L
Topeka, Kan. (Butler CC)

- **LAST GAME AT KO:** 6 KO, 64.0-yd avg, 5 TB vs. South Dakota (9/3/22)
- Has served as the primary kickoff man since 2020.
- Totaled 36 touchbacks on his 67 kickoffs (53.7%) in 2021, the most by a Wildcat since 2004.

Year	No.	Yards	Avg.	TB
2022	6	384	64.0	5
CAR	**141**	**8,599**	**61.0**	**85**
Car. Highs: KO: 9; Avg: 65.0; TB: 6				

#17 Chris Tennant
6-5, 220, So.-1L
Shawnee, Kan. (Mill Valley)

- **LAST GAME AT KO:** 1 KO, 10.0-yd avg vs. Iowa State (10/16/21)
- Attempted an on-side kick last season vs. Iowa State.

Year	No.	Yards	Avg.	TB
2021	1	10	10.0	0
CAR	**1**	**10**	**10.0**	**0**
Car. Highs: KO: 1; Avg: 10.0				

KOR

#4 Malik Knowles
6-3, 200, Sr.-3L
Mansfield, Texas (Lake Ridge)

- **LAST GAME RETURNING:** 1 ret, 36 yds vs. LSU (1/4/22)
- A 2021 All-American at KR who is tied for 4th in K-State history in KOR TDs and 6th in avg and yds.
- Ranks 2nd nationally among active players in career KOR TDs, 3rd in avg and 9th in non-off. TDs.

Year	Ret.	Yds.	Avg	TD	LG
2021	20	662	33.1	2	99
CAR	**38**	**1,099**	**28.9**	**3**	**100**
Car. Highs: Ret: 5; Yds: 134; TD: 1					

#8 Phillip Brooks
5-7, 169, Jr.-2L
Lee's Summit, Mo. (Lee's Summit West)

- **LAST GAME RETURNING:** 2 rets, 24 yds at Texas (11/26/21)
- Had best season as a KR in 2019, averaging 22.7 yds on 12 returns.

Year	Ret.	Yds.	Avg	TD	LG
2021	4	62	15.5	0	31
CAR	**27**	**540**	**20.0**	**0**	**44**
Car. Highs: Ret: 4; Yds: 76					

PR

#8 Phillip Brooks
5-7, 169, Jr.-2L
Lee's Summit, Mo. (Lee's Summit West)

- **LAST GAME RETURNING:** 1 ret, 19 yds vs. LSU (1/4/22)
- A 2020 All-American as a PR who averaged 23.7 yds per return with 2 TDs that season.
- Tied for 1st nationally among active players in career PR TDs, 2nd in avg and 10th in yds.

Year	Ret.	Yds.	Avg	TD	LG
2021	10	86	8.6	0	28
CAR	**30**	**473**	**15.7**	**3**	**66**
Car. Highs: Ret: 5; Yds: 134; TD: 1					

#4 Malik Knowles
6-3, 200, Sr.-3L
Mansfield, Texas (Lake Ridge)

- Has not returned a punt during his time at K-State.

IN-SEASON BIRTHDAYS

Several Wildcats celebrate their birthdays during the 2022 regular season. Below is a list of those players and coaches in addition to the game days for reference.

AUGUST
22 – Jake Clifton (2003)
22 – Jalen Klemm (2003)
26 – DJ Giddens (2003)
28 – Cartez Crook-Jones (1999)

SEPTEMBER
3 – SOUTH DAKOTA
5 – Jackson Smith (2001)
5 – Leyton Simmering (2003)
10 – MISSOURI
12 – Jake Huggins (1998)
14 – Konner Fox (2000)
15 – Erik Pizarro (2000)
17 – TULANE
19 – Collin Klein
19 – Phillip Brooks (1999)
19 – Mason Olguin (2001)
23 – TJ Smith (2001)
24 – AT OKLAHOMA STATE
24 – Will Howard (2001)
25 – Gabe Hoover (2000)
27 – Chris Klieman
29 – Kade Warner (1998)

OCTOBER
1 – TEXAS TECH
1 – Jaylen Carter (2001)
1 – Christian Moore (2001)
8 – AT IOWA STATE
9 – Jadon Jackson (2000)
20 – Hayden Gillum (1999)
22 – AT TCU
26 – Jairus Kennedy (2001)
28 – KT Leveston (1999)
28 – Ozzie Hoffler (2002)
29 – OKLAHOMA STATE

NOVEMBER
2 – Deuce Vaughn (2001)
4 – Ekow Boye-Doe (1999)
5 – TEXAS
5 – Nick Allen (1999)
8 – Buddy Wyatt
12 – BAYLOR
14 – Nickendre Stiger (2001)
14 – Andrew Leingang (2002)
14 – Evan Cantu (2003)
16 – Adryan Lara (2003)
19 – AT WEST VIRGINIA
19 – Witt Mitchum (2001)
20 – Joe Hall III (2003)
23 – Gavin Meyers (2003)
24 – Omar Daniels (2002)
26 – KANSAS
29 – Titus Tuiasosopo (2001)
29 – Donovan Rieman (2003)
30 – Garrett Oakley (2003)

9

ADRIAN MARTINEZ

6-3 • 225 • Sr.-TR
Fresno, Calif. • Univ. of Nebraska

★ Johnny Unitas Golden Arm Award watch list
★ Senior Bowl watch list

• Enters the 2022 season ranking in the top 10 nationally among active players in 15 career categories, including the top mark in rushing attempts by a quarterback (521), 2nd in rushing TDs (36) and rushing yds (2,340) by a QB, and 3rd in total offense (10,884) and 4th points per game among non-kickers (5.6).
• Also ranks in the top 5 nationally among active players in total plays per game (3rd; 39.78), passing yards (4th; 8,544) and total plays (4th; 1,591).
• One of just two QB in the nation with at least 8,000 passing yards and 2,000 rushing yards in a career (Malik Cunningham, Louisville).
• Started K-State's 2022 season opener, the first FBS transfer QB to start a season opener since Matt Miller in 1994 (Texas A&M)... Miller sat out the 1993 season due to NCAA transfer rules, making Martinez the first to transfer and start the next year's season opener.
• Played in 39 games with 38 starts over the previous four years at Nebraska, setting the Husker career records for total offense (10,792), completions (670), 300-yard total offense games (19), 400-yard total offense games (5) and 250-yard passing games (16).
• Was the first player in school history with four 1,000-yard passing seasons.
• The first Nebraska quarterback and only the fourth in Big Ten history with four 500-yard rushing seasons.
• An All-Big Ten selection in both 2018 and 2021.
• Ranked highly in many statistical categories in 2021, placing fifth in passing yards per completion (15.15), sixth in passing yards per attempt (9.36), 13th in total offense (308.0), 20th in passing yards per game (260.3), 24th – and third among quarterbacks – in rushing touchdowns (13) and 25th in points responsible for per game (14.9).
• Set the school record for total offense per game for a season in 2021, while he ranked fifth in Nebraska history in total offense (3,388), sixth in passing yards and ninth in completions.
• Also excels in the classroom and the community as he was a three-time Academic All-Big Ten selection, 2020 First Team Academic All-District performer, finalist for the 2021 Arthur Ashe Jr. Sports Scholar of the Year award and semifinalist for the 2021 Jason Witten Collegiate Man of the Year award.
• A team captain over the final three years of his Husker career, the first three-time team captain in Nebraska history.
• Voted a K-State team captain for the 2022 season.
• Played at Nebraska with current Wildcat linebacker Will Honas and wide receiver Kade Warner.
• Graduated from Nebraska in May 2021 with a degree in management and a minor in economics.

GAME HIGHS

COMPLETIONS
2022.....11, vs. South Dakota (9/3)
Career.....26, at Iowa (11/23/18)

ATTEMPTS
2022.....15, vs. South Dakota (9/3)
Career.....42, twice

PASSING YARDS
2022.....53, vs. South Dakota (9/3)
Career.....384, at Wisconsin (10/6/18)

PASSING TOUCHDOWNS
2022.....None
Career.....3, four times

LONG PASS
2022.....10, vs. South Dakota (9/3)
Career.....75, twice

RUSHING ATTEMPTS
2022.....13, vs. South Dakota (9/3)
Career.....23, at Rutgers (12/18/20)

RUSHING YARDS
2022.....39, vs. South Dakota (9/3)
Career.....157, at Rutgers (12/18/20)

RUSHING TOUCHDOWNS
2022.....1, vs. South Dakota (9/3)
Career.....3, vs. Northwestern (10/2/21)

LONG RUSH
2022.....17, vs. South Dakota (9/3)
Career.....75, at Illinois (8/28/21)

PASSING	GP/S	Cmp-Att-Int	Yds	TD	Long	Perc.	Eff.	RUSHING	Att	Yds	TD	Long	Avg/C
2018	11/11	224-347-8	2,617	17	75	64.6	139.5		140	629	8	53	4.5
2019	10/10	149-251-9	1,956	10	75	59.4	130.8		144	626	7	56	4.4
2020	7/6	108-151-3	1,055	4	38	71.5	135.0		91	521	7	41	5.7
2021	11/11	189-306-10	2,863	14	72	61.8	148.9		133	525	13	75	4.0
2022	1/1	11-15-0	53	0	10	73.3	103.0		13	39	1	17	3.0
TOTAL	**40/39**	**681-1,070-30**	**8,544**	**45**	**75**	**63.6**	**139.0**		**521**	**2,340**	**36**	**75**	**4.5**

MARTINEZ'S GAME-BY-GAME STATISTICS

			PASSING						RUSHING			
2018	**Opponent**	**Result**	**C-A-I**	**Pct.**	**Yds**	**TD**	**Long**	**Eff**	**Att**	**Yds**	**TD**	**Long**
Sept. 8	Colorado*	L, 28-33	15-20-1	75.0	187	1	57	160.04	15	117	2	41
Sept. 22	at Michigan*	L, 10-56	7-15-1	46.7	22	0	32	45.63	7	-12	0	15
Sept. 29	Purdue*	L, 28-42	25-42-1	59.5	323	2	33	135.08	18	91	0	23
Oct. 6	at Wisconsin*	L, 24-41	24-42-0	54.8	384	2	75	147.28	13	57	1	28
Oct. 13	at Northwestern*	L, 31-34 (ot)	25-35-2	71.4	251	1	42	129.67	13	37	0	13
Oct. 20	Minnesota*	W, 53-28	25-29-0	86.2	276	3	67	200.29	15	125	1	53
Nov. 27	Bethune-Cookman*	W, 45-9	15-22-1	68.2	213	2	40	170.42	2	-7	0	0
Nov. 3	at Ohio State*	L, 31-36	22-33-0	66.7	266	1	46	144.38	20	72	2	24
Nov. 10	Illinois*	W, 54-35	24-34-1	70.6	290	3	37	165.47	13	55	1	30
Nov. 17	Michigan State*	W, 9-6	16-37-0	43.2	145	0	35	76.16	7	18	0	17
Nov. 23	at Iowa*	L, 28-31	26-38-1	68.4	260	2	35	138.00	17	76	1	18
2019	**Opponent**	**Result**	**C-A-I**	**Pct.**	**Yds**	**TD**	**Long**	**Eff**	**Att**	**Yds**	**TD**	**Long**
Aug. 31	South Alabama*	W, 35-21	13-22-1	59.1	178	0	42	117.96	13	6	0	10
Sept. 7	at Colorado*	L, 31-34 (ot)	16-26-1	61.5	290	2	75	172.92	18	66	2	17
Sept. 14	Northern Illinois*	W, 44-8	16-27-0	59.3	257	2	41	163.66	11	44	1	11
Sept. 21	at Illinois*	W, 42-38	22-34-0	64.7	328	3	0	174.86	18	118	0	4
Sept. 28	Ohio State*	L, 7-48	8-17-3	47.1	47	0	10	34.99	15	81	0	56
Oct. 5	Northwestern*	W, 13-10	13-20-0	65.0	145	0	0	125.90	9	26	0	8
Nov. 2	at Purdue*	L, 27-31	22-39-1	56.4	247	0	1	104.48	12	58	2	21
Nov. 16	Wisconsin*	L, 21-37	13-23-1	56.5	220	1	1	142.52	16	89	1	45
Nov. 23	at Maryland*	W, 54-7	16-25-1	64.0	194	2	1	147.58	10	94	1	30
Nov. 29	Iowa*	L, 24-27	10-18-1	55.6	50	0	1	67.78	21	44	0	8
2020	**Opponent**	**Result**	**C-A-I**	**Pct.**	**Yds**	**TD**	**Long**	**Eff**	**Att**	**Yds**	**TD**	**Long**
Oct. 24	at Ohio State*	L, 17-52	12-15-0	80.0	105	0	26	138.80	13	85	1	39
Nov. 7	at Northwestern*	L, 13-21	12-27-1	44.4	125	0	28	75.93	13	102	0	28
Nov. 21	Illinois	L, 23-41	3-4-0	75.0	43	1	0	245.70	2	8	0	13
Nov. 27	at Iowa*	L, 20-26	18-20-0	90.0	174	0	28	163.08	12	28	1	18
Dec. 5	at Purdue*	W, 37-27	23-30-0	76.7	242	1	47	155.43	13	45	2	15
Dec. 12	Minnesota*	L, 17-24	16-27-0	59.3	111	1	22	106.01	15	96	1	24
Dec. 18	at Rutgers*	W, 28-21	24-28-2	85.7	255	1	38	159.7	23	157	2	41
2021	**Opponent**	**Result**	**C-A-I**	**Pct.**	**Yds**	**TD**	**Long**	**Eff**	**Att**	**Yds**	**TD**	**Long**
Aug. 28	at Illinois*	L, 22-30	16-32-0	50.0	232	1	43	121.21	17	111	1	75
Sept. 4	Fordham*	W, 52-7	17-23-0	73.9	254	1	32	181.03	8	33	2	19
Sept. 11	Buffalo*	W, 28-3	13-19-0	68.4	242	2	68	210.15	9	112	0	71
Sept. 18	at Oklahoma*	L, 16-23	19-25-1	76.0	289	1	55	178.30	17	34	1	10
Sept. 25	at Michigan State*	L, 20-23 (ot)	24-34-1	70.59	244	0	24	124.99	21	72	2	45
Oct. 2	Northwestern*	W, 56-7	11-17-0	64.7	202	1	70	183.93	8	50	3	25
Oct. 9	Michigan*	L, 29-32	18-28-1	64.3	291	3	46	179.80	8	38	1	20
Oct. 16	at Minnesota*	L, 23-30	18-33-0	54.5	241	1	40	125.89	8	-17	0	4
Oct. 30	Purdue*	L, 23-28	14-29-4	48.3	269	2	43	121.37	10	18	1	6
Nov. 6	Ohio State*	L 17-26	16-31-1	51.6	248	1	1	123.01	18	51	1	21
Nov. 20	at Wisconsin*	L, 28-35	23-35-2	65.7	351	1	2	147.95	9	23	1	19
2022	**Opponent**	**Result**	**C-A-I**	**Pct.**	**Yds**	**TD**	**Long**	**Eff**	**Att**	**Yds**	**TD**	**Long**
Sept. 3	South Dakota*	W, 34-0	11-15-0	73.3	53	0	10	103.0	13	39	1	17

** Game Started*

DEUCE VAUGHN

5-6 • 176 • Jr.-2L • Round Rock, Texas • Cedar Ridge

- Ranks first nationally among all active non-kickers in career points per game (8.0), 2nd among active players in career all-purpose yards per game (134.21), 4th in rushing yards per carry (5.8), 6th total touchdowns scored (32), 7th in rushing yards per game (90.5) and 9th rushing touchdowns (26).
- Ranks first nationally among active running backs over the 2020 through 2022 seasons with 906 receiving yards.
- Ranks 2nd nationally among active players over the 2020 and 2022 seasons with 128.2 scrimmage yards per game.
- Ranks 3rd in Big 12 history in scrimmage (rushing plus receiving) yards per touch (6.8), just behind Oklahoma's Kennedy Brooks (7.0) and Texas' Vince Young (6.9).
- Tied for 9th all-time among Big 12 running backs with 6 receiving TDs.
- Ranked in the top 10 in school history in 8 career categories, which can be found on page 49.
- Has totaled seven-straight games with 100 rushing yards dating back to last season, the second-longest streak in school history (Darren Sproles, 10 games, 10/5/02-8/23/03).
- Tied for 7th in school history with 26 rushing touchdowns.
- Has scored a rushing TD in 8-straight games, the longest streak by a Wildcat since current offensive coordinator and then-quarterback **Collin Klein** rushed for at least one score in each of the final 12 games of the 2012 season.
- Ranks 11th in K-State history in career rushing yards (2,172), just 10 yards shy of the top 10.
- Has two of the seven 100-yard receiving games by a running back/fullback in school history.
- Trying to become the first player in school history – and 10th in Big 12 history – with 2,000 rushing yards and 1,000 receiving yards in a career... Would be just the second player in Big 12 history to accomplish the feat prior to the end of his junior year (Taurean Henderson, Texas Tech).
- Ranks 2nd in receiving yards (904) and third in receptions (75) among running backs/fullbacks in K-State history.
- Entered the school's top-10 list in career all-purpose yards during the South Dakota game, a mark that now stands at 3,221 to rank eighth
- The only player in school history to reach 3,000 all-purpose yards prior to the end of his sophomore year.
- Is 20 points shy of entering the school's career top-10 list.
- Was the fifth fastest player in school history to 1,000 career rushing yards (183rd attempt).
- Was the 11th player in school history to be named a Consensus All-American when he earned the nod in 2021.
- Earned 2021 First Team All-America honors as an all-purpose player from the Associated Press and as an athlete from *Sporting News*.
- One of five finalists for the 2021 Earl Campbell Tyler Rose Award and one of 10 semifinalists for the 2021 Doak Walker Award.
- Named the 2021 Big 12 Offensive Player of the Year by Pro Football Focus.
- One of three players in the nation in 2021 with 1,000 rushing yards and 400 receiving yards.
- Ranked fourth nationally with 22 total touchdowns last year, while he was fifth in points per game (10.2), sixth in all-purpose yards per game (144.0), eighth in rushing touchdowns (18), and ninth in both total rushing yards (1,404) and rushing yards per game (108.0).
- Ranked 10th nationally in 2021 in total points scored (132) but fourth among non-kickers.
- Tied for fifth in the nation but second among Power 5 players with 59 touches that went for 10 or more yards, as 20.8% of his 284 touches went for at least 10 yards.
- Voted a team captain for the 2022 season.

VAUGHN'S 2022 HONORS

- ★ First Team Preseason All-American (Associated Press, Athlon, ESPN, Phil Steele, Pro Football Focus, Sports Illustrated, 247Sports)
- ★ Maxwell Award watch list
- ★ Walter Camp Player of the Year Award watch list
- ★ Doak Walker Award watch list
- ★ Earl Campbell Tyler Rose Award watch list
- ★ Preseason All-Big 12 (media)

VAUGHN'S GAME-BY-GAME RUSHING

Date	Opponent	No	Yds	TD	LG
9/12/20	ARKANSAS STATE	12	47	1	19
9/26/20	at Oklahoma*	8	35	1	28
10/3/20	TEXAS TECH*	16	113	1	22
10/10/20	at TCU	14	43	0	10
10/24/20	KANSAS*	11	71	1	24
10/31/20	at West Virginia*	9	22	0	7
11/7/20	OKLAHOMA STATE	17	40	0	10
11/21/20	at Iowa State*	7	44	0	23
11/28/20	at Baylor*	19	102	1	38
12/5/20	TEXAS*	10	125	2	31
9/4/21	vs. Stanford*	13	124	1	59
9/11/21	SOUTHERN ILLINOIS*	***26***	120	***3***	16
9/18/21	NEVADA*	23	127	1	14
9/25/21	at Oklahoma State*	13	22	0	7
10/2/21	OKLAHOMA*	15	51	0	13
10/16/21	IOWA STATE*	18	99	0	22
10/23/21	at Texas Tech*	15	52	2	12
10/30/21	TCU*	20	109	2	42
11/6/21	at Kansas*	11	***162***	***3***	***80***
11/13/21	WEST VIRGINIA*	25	121	1	38
11/20/21	BAYLOR*	11	128	1	65
11/25/21	at Texas*	24	143	1	20
1/4/22	vs. LSU*	21	146	***3***	48
9/3/22	SOUTH DAKOTA*	18	126	1	39

*denotes game started; ***Bold Italics*** denotes career high

VAUGHN'S GAME-BY-GAME RECEIVING

Date	Opponent	No	Yds	TD	LG
9/12/20	ARKANSAS STATE	1	24	0	24
9/26/20	at Oklahoma*	4	***129***	0	***77***
10/3/20	TEXAS TECH*	3	81	***1***	70
10/10/20	at TCU	1	45	0	45
10/24/20	KANSAS*	4	81	0	36
10/31/20	at West Virginia*	2	1	0	5
11/7/20	OKLAHOMA STATE	1	5	0	5
11/21/20	at Iowa State*	2	4	0	6
11/28/20	at Baylor*	3	19	***1***	8
12/5/20	TEXAS*	4	45	0	20
9/4/21	vs. Stanford*	2	12	0	6
9/11/21	SOUTHERN ILLINOIS*	2	1	0	5
9/18/21	NEVADA*	1	16	0	16
9/25/21	at Oklahoma State*	5	73	***1***	55
10/2/21	OKLAHOMA*	***10***	104	***1***	33
10/16/21	IOWA STATE*	3	28	0	19
10/23/21	at Texas Tech*	7	68	***1***	26
10/30/21	TCU*	2	49	0	41
11/6/21	at Kansas*	6	70	0	23
11/13/21	WEST VIRGINIA*	2	6	0	13
11/20/21	BAYLOR*	5	37	0	13
11/25/21	at Texas*	2	7	0	8
1/4/22	vs. LSU*	2	-3	***1***	2
9/3/22	SOUTH DAKOTA*	1	2	0	2

*denotes game started; ***Bold Italics*** denotes career high

VAUGHN'S GAME-BY-GAME KOR

Date	Opponent	No	Yds	TD	LG
11/21/20	at Iowa State	***5***	***94***	0	34
12/5/20	TEXAS	2	51	0	***40***

Bold Italics denotes career high

VAUGHN'S CAREER RUSHING STATS

YEAR	G/S	NO	YDS	AVG	TD	LG
2020	10/7	123	642	5.2	7	38
2021	13/13	235	1,404	6.0	80	80
2022	1/1	18	126	7.0	1	39
TOTAL	**24/21**	**376**	**2,172**	**5.8**	**26**	**80**

VAUGHN'S CAREER RECEIVING STATS

YEAR	G/S	NO	YDS	AVG	TD	LG
2020	10/7	25	434	17.4	2	77
2021	13/13	49	468	9.6	4	55
2022	1/1	1	2	2.0	0	2
TOTAL	**24/21**	**75**	**904**	**12.1**	**7**	**77**

FELIX ANUDIKE-UZOMAH

6-4 • 225 • Jr.-2L • Kansas City, Mo. (Lee's Summit)

- Ranks first nationally among active players in forced fumbles per game (0.37), while he is 5th in sacks per game (0.68).
- Also ranks 13th in the nation among active players with 0.92 tackles for loss per game.
- Sits two forced fumbles shy of tying the school's career record and one away from entering the top five.
- Is 5.5 sacks away from entering K-State's career top-10 list.
- One of the top defensive players in the nation in 2021 who earned Third Team All-America honors from Phil Steele and was a First Team All-Big 12 performer by both the league's coaches and Associated Press.
- Also earned votes for 2021 Big 12 Defensive Player of the Year from the coaches.
- Tied for the national lead in forced fumbles per game (0.46) in 2021, while he ranked 11th nationally and second in the Big 12 in sacks per game (0.85).
- Ranked second in the nation last year among sophomores in sacks to Alabama's Will Anderson Jr.
- His 11.0 total sacks in 2021 tied for fifth in school history overall and tied for second by a sophomore.
- His six total forced fumbles a year ago tied the school record.
- Finished fourth on the team in 2021 with 52 tackles, including 14.5 tackles for loss to rank second on the team, as 27.9% of his total stops resulted in a loss.
- Tied a school record with 4.0 sacks against TCU last year, a mark that was originally set by Chris Johnson at Missouri in 2000.
- Had two sacks against TCU taken away due to fumbles that were recovered on K-State's side of the original line of scrimmage... If he had finished with 6.0 sacks, it would have tied the FBS single-game record.
- Had sacks on three-straight defensive snaps against TCU, the final two plays of the first half and the first defensive play of the second half.
- Also posted a career-high eight tackles against the Horned Frogs, bettering his previous career high of seven set earlier in the season at Oklahoma State.
- Was named the Walter Camp National Defensive Player of the Week, Bednarik Award Player of the Week, Bronko Nagurski Trophy Player of the Week and Big 12 Defensive Player of the Week following his outing against the Horned Frogs.
- Tallied two forced fumbles against the Horned Frogs, a feat he also accomplished against Southern Illinois.
- One of only three players in the nation to have two forced fumbles in two different games during the 2021 season.
- Had 3.0 sacks against Southern Illinois as he was the first player in school history to have 3.0-sack games twice in one season.
- Tallied a safety at Texas Tech by tackling a running back in the end zone, the Wildcats' first safety via a tackle in the end zone since 2005.
- His safety against the Red Raiders came with K-State trailing, 24-10, and gave the Wildcats life in a game in which they came back to win, 25-24, and vaulted them to their four-game winning streak.

ANUDIKE-UZOMAH'S GAME-BY-GAME STATS

Date	Opponent	UA-AT-TT	TFL	SACK	INT	PD	F/R
10/10/20	at TCU	2-0-2	0.0-0	0.0-0	0	0	0/0
10/24/20	KANSAS	1-0-1	1.0-7	1.0-7	0	0	0/0
9/4/21	vs. Stanford*	1-0-1	0.0-0	0.0-0	0	0	0/0
9/11/21	S. ILLINOIS*	5-0-5	3.0-14	3.0-14	0	0	***2***/0
9/18/21	NEVADA*	1-1-2	0.0-0	0.0-0	0	0	0/0
9/25/21	at Oklahoma St.*	3-4-7	1.0-2	1.0-2	0	0	0/0
10/2/21	OKLAHOMA*	2-2-4	1.0-4	1.0-4	0	0	0/0
10/16/21	IOWA STATE*	4-1-5	0.5-0	0.0-0	0	0	0/0
10/23/21	at Texas Tech*	3-2-5	2.0-11	1.0-8	0	0	0/0
10/30/21	TCU*	***8***-0-***8***	***4.0-20***	***4.0-20***	0	0	***2***/0
11/6/21	at Kansas*	1-1-2	1.5-4	1.0-4	0	0	1/0
11/13/21	WEST VIRGINIA*	2-1-3	1.0-2	0.0-0	0	0	1/0
11/20/21	BAYLOR*	3-2-5	0.5-1	0.0-0	0	0	0/0
11/25/21	at Texas*	3-0-3	0.0-0	0.0-0	0	0	0/0
1/4/22	vs. LSU*	1-1-2	0.0-0	0.0-0	0	0	0/0
9/3/22	SOUTH DAKOTA*	3-0-3	2.0-8	1.0-4	0	0	1/0

Bold Italics denotes career high

ANUDIKE-UZOMAH'S CAREER STATS

Year	G/S	UA-AT-TT	TFL	SACK	INT	PD	F/R
2020	5/0	3-0-3	1.0-7	1.0-7	0	0	0/0
2021	13/13	37-15-52	14.5-58	11.0-52	0	0	6/0
2022	1/1	3-0-3	2.0-8	1.0-4	0	0	1/0
TOTAL	**19/14**	**43-15-58**	**17.5-73**	**13.0-63**	**0**	**0**	**7/0**

ANUDIKE-UZOMAH'S 2022 HONORS

- ★ Bronko Nagurski Trophy watch list
- ★ Chuck Bednarik Award watch list
- ★ Lombardi Award watch list
- ★ Second Team Preseason All-American (Athlon, 247Sports)
- ★ Third Team Preseason All-American (Phil Steele, PFF)
- ★ Preseason All-Big 12 (media)

MALIK KNOWLES

6-3 • 200 • Sr.-3L • Mansfield, Texas • Lake Ridge

- On the watch lists for the 2022 Paul Hornung Award and 2022 Senior Bowl.
- Currently tied for 4th in school history in kickoff-return touchdowns (3), ranked 6th in kickoff-return average (28.2) and yards (1,099), and tied for 8th in kickoff-return attempts (39).
- Also tied for 8th in TD receptions (12), while he is one of 33 players in school history with 1,000 career receiving yards (1,156) and one of 33 players with 2,000 or more career all-purpose yards (2,606).
- Tied for 2nd nationally among active players in career kickoff-return touchdowns, 3rd in kickoff-return average and tied for 9th in non-offensive touchdowns.
- Took a jet sweep on the first offensive play of the 2022 season 75 yards for a touchdown... The score that came 10 seconds into the game was the fastest in school history.
- It was the second 75-yard touchdown run of his career, the other being at Baylor in 2020, and tied for the 12th-longest run in school history.
- One of just two players in school history with touchdowns of at least 70 yards on a run (2020 at Baylor – 75 yards), catch (2020 at Texas – 70 yards) and kickoff return (three times) in a career, joining Brandon Banks (2008-09).
- Played in every game with 11 starts at wide receiver last year in addition to being one of the top kickoff-return men in the nation.
- Finished second nationally with two kickoff-return touchdowns last year, while his 33.1-yard average ranked fourth in the country as he earned Second Team All-America honors from Phil Steele.
- A First Team All-Big 12 kick returner from the league's coaches, which marked the 15th time in the 26-year existence of the Big 12 – and the eighth time in the last nine years – that a Wildcat was a First Team All-Big 12 returner.
- Also earned Second Team All-Big 12 honors as an all-purpose player from the Associated Press, was an Honorable Mention All-Big 12 pick by the coaches as a wide receiver and earned votes for Big 12 Special Teams Player of the Year accolades.

KNOWLES' GAME-BY-GAME RECEIVING

Date	Opponent	No	Yds	TD	LG
10/27/18	at Oklahoma	3	25	0	14
11/3/18	at TCU	2	19	1	21
11/17/18	TEXAS TECH*	5	56	1	18
8/31/19	NICHOLLS*	3	26	0	10
9/7/19	BOWLING GREEN*	5	99	***2***	34
9/14/19	at Mississippi State*	1	12	0	12
10/5/19	BAYLOR*	1	5	0	5
10/19/19	TCU	3	48	0	33
10/26/19	OKLAHOMA	2	34	0	23
11/2/19	at Kansas	1	7	0	7
11/9/19	at Texas	3	94	1	***70***
11/16/19	WEST VIRGINIA*	3	25	0	14
12/31/19	vs. Navy*	5	47	0	14
9/12/20	ARKANSAS STATE*	1	27	0	27
10/3/20	TEXAS TECH*	1	7	0	7
10/24/20	KANSAS*	1	8	0	8
10/31/20	at West Virginia	1	35	1	35
11/7/20	OKLAHOMA STATE*	2	16	0	18
11/28/20	at Baylor*	1	16	0	16
12/5/20	TEXAS*	***6***	95	***2***	29
9/4/21	vs. Stanford*	2	13	0	10
9/11/21	SOUTHERN ILLINOIS*	4	***112***	0	50
9/25/21	at Oklahoma State*	3	26	0	12
10/2/21	OKLAHOMA*	5	21	0	16
10/16/21	IOWA STATE*	3	46	1	20
10/23/21	at Texas Tech*	1	8	0	8
10/30/21	TCU*	3	21	0	15
11/6/21	at Kansas*	3	94	1	68
11/20/21	BAYLOR*	1	48	0	48
11/25/21	at Texas	1	10	0	10
1/4/22	vs. LSU*	3	42	***2***	25
9/3/22	SOUTH DAKOTA*	3	14	4.7	7

*denotes game started; ***Bold Italics*** denotes career high

KNOWLES' GAME-BY-GAME RUSHING

Date	Opponent	No	Yds	TD	LG
9/7/19	BOWLING GREEN*	1	12	0	12
9/14/19	at Mississippi State*	2	12	0	7
11/23/19	TEXAS TECH*	***3***	44	0	23
12/31/19	vs. Navy*	1	2	0	2
9/26/20	at Oklahoma*	1	3	0	3
11/28/20	at Baylor*	2	***81***	***1***	***75***
12/5/20	TEXAS*	***3***	16	0	8
9/4/21	vs. Stanford*	2	35	0	30
9/11/21	SOUTHERN ILLINOIS*	1	4	0	4
9/18/21	NEVADA*	1	6	0	6
9/25/21	at Oklahoma State*	1	0	0	0
10/2/21	OKLAHOMA*	1	16	0	16
10/23/21	at Texas Tech*	2	16	0	12
11/6/21	at Kansas*	2	14	0	12
11/13/21	WEST VIRGINIA	1	2	0	2
11/20/21	BAYLOR*	1	-4	0	0
11/25/21	at Texas	2	13	0	13
1/4/22	vs. LSU*	1	4	0	4
9/3/22	SOUTH DAKOTA*	1	75	***1***	***75***

*denotes game started; ***Bold Italics*** denotes career high

KNOWLES' GAME-BY-GAME KOR

Date	Opponent	No	Yds	TD	LG
11/3/18	at TCU	1	12	0	12
8/31/19	NICHOLLS	1	27	0	27
9/14/19	at Mississippi State	3	124	***1***	***100***
10/19/19	TCU	1	19	0	19
12/31/19	vs. Navy	1	52	0	52
9/12/20	ARKANSAS STATE	3	55	0	26
10/3/20	TEXAS TECH	2	35	0	18
10/31/20	at West Virginia	***5***	104	0	46
11/28/20	at Baylor	1	9	0	9
9/11/21	SOUTHERN ILLINOIS	1	17	0	17
9/25/21	at Oklahoma State	3	124	***1***	99
10/2/21	OKLAHOMA	3	***134***	***1***	93
10/16/21	IOWA STATE	3	85	0	32
10/23/21	at Texas Tech	3	67	0	26
10/30/21	TCU	2	41	0	24
11/13/21	WEST VIRGINIA	2	78	0	64
11/25/21	at Texas	2	80	0	41
1/4/22	vs. LSU	1	36	0	36

Bold Italics denotes career high

KNOWLES' CAREER RECEIVING STATS

YEAR	G/S	NO	YDS	AVG	TD	LG
2018	4/1	10	100	10.0	2	21
2019	11/8	27	397	14.7	3	70
2020	9/9	13	204	15.7	3	35
2021	13/11	29	441	15.2	4	68
2022	1/1	3	14	4.7	0	7
TOTAL	**38/30**	**82**	**1,156**	**14.1**	**12**	**70**

KNOWLES' CAREER RUSHING STATS

YEAR	G/S	NO	YDS	AVG	TD	LG
2019	11/8	7	70	10.0	0	23
2020	9/9	6	100	16.7	1	75
2021	13/11	15	106	7.1	0	30
2022	1/1	1	75	75.0	1	75
TOTAL	**38/30**	**29**	**351**	**12.1**	**2**	**75**

KNOWLES' CAREER KOR STATS

Year	G	No	Yds	Avg	TD	Lg
2018	4	1	12	12.0	0	12
2019	11	6	222	37.0	1	100
2020	9	11	203	18.5	0	46
2021	13	20	662	33.1	2	99
TOTAL	**38**	**38**	**1,099**	**28.9**	**3**	**100**

0

JADON JACKSON

WR • 6-1 • 195 • Jr.-TR
Centeron, Ark. • Univ. of Mississippi

• Transferred to K-State after spending the last 3 seasons at Ole Miss.
• Played in 22 games with 4 starts for the Rebels over 3 years, including 3 starts last season.
• Rated the 50th-best WR prospect in the nation for the Class of 2019 by Rivals after being a three-time all-state selection.

JACKSON'S GAME-BY-GAME STATS

Date	Opponent	No	Yds	TD	LG
9/28/19	at Alabama	1	28	***1***	***28***
10/5/19	VANDERBILT	1	28	0	***28***
11/2/19	at Auburn	1	6	0	6
11/9/19	NEW MEXICO STATE	2	25	0	15
12/19/20	at LSU	1	4	0	4
1/2/21	vs. Indiana*	***4***	***38***	0	21
10/2/21	at Alabama*	***4***	30	0	17
10/23/21	LSU*	1	12	0	12

2019-21 Seasons at Mississippi
*denotes game started; ***Bold Italics*** denotes career high

JACKSON'S CAREER STATS

Year	G/S	No	Yds	Avg	TD	Lg
2019*	9/0	5	87	17.4	1	28
2020*	4/1	5	42	8.4	0	21
2021*	9/3	5	42	8.4	0	17
TOTAL	**22/4**	**15**	**171**	**11.4**	**1**	**28**

** at Mississippi*

0

JORDAN WRIGHT

CB • 6-1 • 175 • Jr.-TR
Memphis, Tenn. • Fullerton College

• Transferred to K-State after playing the 2019 and 2021 seasons at Fullerton College.
• Earned all-region and all-conference honors during the 2021 season after carding 21 tackles, 2.0 TFLs, 2 INTs and 10 total passes defended.
• Originally went to Fullerton as a WR in 2019 but quickly switched to defense.

1

KEENAN GARBER

WR • 6-0 • 177 • Jr.-2L
Lawrence, Kan. • Free State

• Has played in 20 career games, including 12 last season.
• Had a career-long catch of 54 yds vs. Oklahoma.
• Played in one game in 2019 as a true FR, preserving his redshirt.
• High school teammate with current Wildcat fullback **Jax Dineen**.

GARBER'S GAME-BY-GAME RECEIVING

Date	Opponent	No	Yds	TD	LG
10/24/20	KANSAS	1	9	0	9
11/21/20	at Iowa State	1	1	0	1
9/11/21	SOUTHERN ILLINOIS	1	5	0	5
10/2/21	OKLAHOMA	1	***54***	0	***54***
11/6/21	at Kansas	***2***	13	0	7

Bold Italics denotes career high

GARBER'S GAME-BY-GAME RUSHING

Date	Opponent	No	Yds	TD	LG
11/7/20	OKLAHOMA STATE	***1***	***4***	0	***4***
11/21/20	at Iowa State	***1***	-2	0	0
9/25/21	at Oklahoma State	***1***	***4***	0	***4***

Bold Italics denotes career high

GARBER'S CAREER RECEIVING STATS

YEAR	G/S	NO	YDS	AVG	TD	LG
2020	6/0	2	10	5.0	0	9
2021	12/0	4	72	18.0	0	54
TOTAL	**20/0**	**6**	**82**	**13.7**	**0**	**54**

GARBER'S CAREER RUSHING STATS

YEAR	G/S	NO	YDS	AVG	TD	LG
2020	6/0	2	2	1.0	0	4
2021	12/0	1	4	4.0	0	4
TOTAL	**20/0**	**3**	**6**	**2.0**	**0**	**4**

1

JOSH HAYES

S • 6-0 • 189 • Sr.-TR
Lakeland, Fla. • Univ. of Virginia

• Primarily a cornerback throughout his college career who is switching to safety.
• Transferred to K-State after playing in 3 games – and preserving his redshirt – in 2021 at Virginia.
• Played the 2017-21 seasons at North Dakota State, the first two under then-head coach **Chris Klieman** and defensive backs coach – now K-State defensive coordinator – **Joe Klanderman**.
• His best season at NDSU came in 2019 when he earned Second Team All-MVFC honors after totaling career highs in tackles (59), TFLs (2.0), INTs (2) and passes defended (12).
• Won national championships at NDSU in 2017, 2018 and 2019.

HAYES' GAME-BY-GAME STATS

Date	Opponent	UA-AT-TT	TFL	SACK	INT	PD	F/R
9/2/17	MISS. VALLEY ST.	0-2-2	0.0-0	0.0-0	0	1	0/0
9/23/17	ROBERT MORRIS	1-0-1	0.0-0	0.0-0	0	0	0/0
10/7/17	at Indiana State	2-0-2	0.0-0	0.0-0	0	0	0/0
11/11/17	SOUTH DAKOTA	2-0-2	0.0-0	0.0-0	0	1	0/0
12/2/17	SAN DIEGO	0-3-3	0.0-0	0.0-0	0	0	0/0
12/15/17	SAM HOUSTON ST.	2-0-2	0.0-0	0.0-0	0	1	0/0
1/6/18	vs. James Madison*	3-0-3	0.0-0	0.0-0	0	0	***1***/0
9/1/18	CAL POLY	1-2-3	0.0-0	0.0-0	0	0	0/0
9/22/18	DELAWARE	0-2-2	0.0-0	0.0-0	0	0	0/0
10/6/18	at Northern Iowa	5-1-6	0.0-0	0.0-0	0	0	0/0
10/13/18	at Western Illinois	5-1-6	0.0-0	0.0-0	0	0	0/0
10/20/18	ILLINOIS STATE	1-0-1	0.0-0	0.0-0	0	0	0/0
10/27/18	at South Dakota	1-0-1	0.0-0	0.0-0	0	0	0/0
11/3/18	YOUNGSTOWN ST.*	4-0-4	0.0-0	0.0-0	0	1	0/0
11/17/18	S. ILLINOIS	0-1-1	0.0-0	0.0-0	0	0	0/0
12/8/18	COLGATE	0-0-0	0.0-0	0.0-0	0	1	0/0
12/14/18	SOUTH DAKOTA ST.	2-0-2	0.0-0	0.0-0	0	0	0/0
1/5/19	vs. E. Washington	1-1-2	1.0-1	0.0-0	0	1	0/0
8/31/19	vs. Butler*	4-1-5	0.0-0	0.0-0	0	2	0/0
9/7/19	NORTH DAKOTA*	2-3-5	0.0-0	0.0-0	0	0	0/0
9/14/19	at Delaware*	2-1-3	0.0-0	0.0-0	0	0	0/0
9/21/19	UC DAVIS*	4-5-***9***	0.5-1	0.0-0	0	2	0/0
10/5/19	at Illinois State*	0-0-0	0.0-0	0.0-0	0	1	0/0
10/12/19	NORTHERN IOWA*	4-2-6	0.0-0	0.0-0	0	***3***	***1***/0
10/19/19	MISSOURI STATE*	1-0-1	0.0-0	0.0-0	0	0	0/0
10/26/19	at South Dakota St.*	***6***-0-6	0.0-0	0.0-0	***1***	2	0/0
11/2/19	at Youngstown St.*	2-1-3	0.0-0	0.0-0	0	0	0/0
11/9/19	WESTERN ILLINOIS*	2-1-3	0.0-0	0.0-0	***1***	1	0/0
11/16/19	SOUTH DAKOTA*	2-0-2	0.0-0	0.0-0	0	0	0/0
11/23/19	at Southern Illinois*	2-1-3	0.0-0	0.0-0	0	0	0/0
12/7/19	NICHOLLS*	3-2-5	0.0-0	0.0-0	0	0	0/0
12/14/19	ILLINOIS STATE*	0-1-1	0.0-0	0.0-0	0	0	0/0
1/11/20	vs. James Madison*	5-2-7	***1.5-5***	0.0-0	0	1	0/0
10/3/20	C. ARKANSAS*	0-1-1	0.0-0	0.0-0	0	0	0/0
2/21/21	YOUNGSTOWN ST.*	2-3-5	0.0-0	0.0-0	0	1	0/0
2/27/21	at Southern Illinois*	3-4-7	0.0-0	0.0-0	0	1	0/0
3/6/21	at Missouri State*	3-1-4	0.0-0	0.0-0	0	1	0/0
3/13/21	ILLINOIS STATE*	4-3-7	0.0-0	0.0-0	0	0	0/0
3/20/21	NORTH DAKOTA*	1-5-6	0.5-1	0.0-0	0	0	0/0
10/9/21	at Louisville	1-0-1	0.0-0	0.0-0	0	0	0/0

2017-20 Seasons at North Dakota State; 2021 Season at Virginia
*denotes game started; ***Bold Italics*** denotes career high

HAYES' CAREER STATS

Year	G/S	UA-AT-TT	TFL	SACK	INT	PD	F/R
2017*	15/1	10-5-15	0.0-0	0.0-0	0	3	1/0
2018*	15/2	20-8-28	1.0-1	0.0-0	0	3	0/0
2019*	16/16	39-20-59	2.0-2	0.0-0	2	12	1/0
2020*	6/6	13-17-30	0.5-1	0.0-0	0	3	0/0
2021^	3/0	1-0-1	0.0-0	0.0-0	0	0	0/0
TOTAL	**55/25**	**83-50-133**	**3.5-4**	**0.0-0**	**2**	**21**	**2/0**

** at North Dakota State | ^ at Virginia*

2

KOBE SAVAGE

S • 5-11 • 206 • Jr.-TR
Paris, Texas • Tyler JC

• A big-hitting safety who transferred from Tyler JC prior to 2022 spring practices.
• Viewed as the 38th-best overall community-college prospect and 5th-best community-college safety by ESPN.
• Played 2 seasons at Tyler, including the 2021 campaign when he earned Second Team NJCAA All-America honors.
• Totaled 100 tackles, 2.0 TFLs, 6 INTs and 4 pass breakups during his career, which included a 70-tackle campaign as a sophomore last year.

SAVAGE'S GAME-BY-GAME STATS

Date	Opponent	UA-AT-TT	TFL	SACK	INT	PD	F/R
9/3/22	SOUTH DAKOTA*	***2***-0-***2***	***1.0-4***	0.0-0	0	0	0/0

*denotes game started; ***Bold Italics*** denotes career high

3

RJ GARCIA II

WR • 6-0 • 172 • Fr.-RS
Land O'Lakes, Fla. • Berkeley Prep

• A young WR who got his feet wet by playing in 3 games last year as he preserved his redshirt.
• Helped Berkeley Prep to a state runner-up finish in 2020 as he concluded his prep career with 1,342 yds on 71 catches with 11 TDs.

• Also played basketball at Berkeley Prep under his dad, Renaldo Garcia, who was starting guard for the Florida basketball team, helping the Gators earn their first SEC Championship in 1989.

GARCIA II'S GAME-BY-GAME RECEIVING

Date	Opponent	No	Yds	TD	LG
11/6/21	at Kansas	***1***	6	0	6
9/3/22	SOUTH DAKOTA	***1***	***17***	0	***17***

Bold Italics denotes career high

GARCIA II'S GAME-BY-GAME RUSHING

Date	Opponent	No	Yds	TD	LG
11/6/21	at Kansas	***1***	***3***	0	***3***
11/13/21	WEST VIRGINIA	***1***	-3	0	0

Bold Italics denotes career high

GARCIA II'S CAREER RECEIVING STATS

YEAR	G/S	NO	YDS	AVG	TD	LG
2021	3/0	1	6	6.0	0	6
2022	1/0	1	17	17.0	0	17
TOTAL	**4/0**	**2**	**23**	**11.5**	**0**	**17**

GARCIA II'S CAREER RUSHING STATS

YEAR	G/S	NO	YDS	AVG	TD	LG
2021	3/0	2	0	0.0	0	3
TOTAL	**4/0**	**2**	**0**	**0.0**	**0**	**3**

4

OMAR DANIELS
CB • 6-0 • 178 • Fr.-RS
Moultrie, Ga. • Colquitt County

• Played in last year's win over LSU in the Texas Bowl and the 2022 season opener.
• Viewed as the 76th-best cornerback in the Class of 2021 by ESPN and No. 86 by 247Sports.
• Totaled 35 tackles – including one for a loss – had 2 INTs and broke up 4 passes as a senior at Colquitt County.

DANIELS' GAME-BY-GAME STATS

Date	Opponent	UA-AT-TT	TFL	SACK	INT	PD	F/R
1/4/22	vs. LSU	1-0-1	0.0-0	0.0-0	0	0	0/0

Bold Italics denotes career high

7

TJ SMITH
S • 5-10 • 190 • So.-1L
Powder Springs, Ga. • McEachern

• A 7-game starter last year who played in all 13 games, ranking 8th on the team in tackles.
• Bookended the 2021 regular season with an INT vs. Stanford – which he returned 39 yards – with one at Texas.
• Also broke up passes vs. Southern Illinois and Kansas, while he recovered a fumble vs. Baylor.
• Played in 4 games as a true FR in 2020 prior to a season-ending injury.
• A 2021 Second Team Academic All-Big 12 honoree.

SMITH'S GAME-BY-GAME STATS

Date	Opponent	UA-AT-TT	TFL	SACK	INT	PD	F/R
9/12/20	ARKANSAS STATE	1-0-1	0.0-0	0.0-0	0	0	0/0
9/26/20	at Oklahoma	1-1-2	0.0-0	0.0-0	0	0	0/0
10/3/20	TEXAS TECH	3-1-4	0.0-0	0.0-0	0	0	0/0
9/4/21	vs. Stanford*	2-0-2	0.0-0	0.0-0	***1***	***1***	0/0
9/11/21	S. ILLINOIS*	4-1-5	0.0-0	0.0-0	0	***1***	0/0
9/18/21	NEVADA*	2-0-2	0.0-0	0.0-0	0	0	0/0
9/25/21	at Oklahoma St.*	***6***-1-***7***	0.0-0	0.0-0	0	0	0/0
10/2/21	OKLAHOMA	2-1-3	0.0-0	0.0-0	0	0	0/0
10/16/21	IOWA STATE*	4-1-5	0.0-0	0.0-0	0	0	0/0
10/23/21	at Texas Tech*	0-1-1	0.0-0	0.0-0	0	0	0/0
10/30/21	TCU	1-0-1	0.0-0	0.0-0	0	0	0/0
11/6/21	at Kansas	1-1-2	0.0-0	0.0-0	0	***1***	0/0
11/13/21	WEST VIRGINIA	1-0-1	0.0-0	0.0-0	0	0	0/0
11/20/21	BAYLOR	2-1-3	0.0-0	0.0-0	0	0	0/***1***
11/25/21	at Texas*	4-0-4	0.0-0	0.0-0	***1***	***1***	0/0
1/4/22	vs. LSU	0-3-3	0.0-0	0.0-0	0	0	0/0

Bold Italics denotes career high

SMITH'S CAREER STATS

Year	G/S	UA-AT-TT	TFL	SACK	INT	PD	F/R
2020	4/0	5-2-7	0.0-0	0.0-0	0	0	0/0
2021	13/7	29-10-39	0.0-0	0.0-0	2	4	0/1
TOTAL	**17/7**	**34-12-46**	**0.0-0**	**0.0-0**	**2**	**4**	**0/1**

8

PHILLIP BROOKS
WR • 5-7 • 169 • Sr.-3L
Lee's Summit, Mo. • Lee's Summit West

• Leads the nation among active players in career punt-return TDs, ranks 2nd in punt-return avg, tied for 9th in non-offensive TDs and is 10th in punt-return yds.
• Ranks 2nd in school history and tied for 6th in Big 12 history with 3 career punt-return TDs.
• Also ranks 2nd in K-State history in career punt-return avg (15.8) and 10th in punt-return yds (473), while he is 11 punt-return attempts shy of the top 10.
• The 33rd player in school history with 1,000 career all-purpose yards, while he sits 49 receiving yds shy of becoming the 24th player in school history with 1,000 in a career.
• Played in all 13 games with 12 starts last year, leading the team in receiving yards and ranking 2nd in receptions.
• An All-American punt returner in 2020 after putting together a 23.7-yd average, a mark that would have led the nation and be the best in school history if he had one more return to meet the NCAA required minimum.
• Set a school record with 189 punt-return yds and 2 TDs vs. Kansas.
• Had the most punt-return TDs in Big 12 history for a league game.
• His 47.25-yard avg vs. KU was the highest by any player in the nation with at least 4 attempts since at least 1996.

BROOKS' GAME-BY-GAME RECEIVING

Date	Opponent	No	Yds	TD	LG
8/31/19	NICHOLLS	3	18	0	8
9/14/19	at Mississippi State	2	5	0	7
9/28/19	at Oklahoma State	3	15	0	10
10/5/19	BAYLOR	***7***	69	0	18
10/26/19	OKLAHOMA	1	10	0	10
11/2/19	at Kansas	1	9	0	9
11/9/19	at Texas	2	25	0	16
11/16/19	WEST VIRGINIA	4	63	0	21
11/23/19	at Texas Tech	2	20	***1***	14
11/30/19	IOWA STATE*	1	19	0	19
9/12/20	ARKANSAS STATE	2	24	***1***	17
9/26/20	at Oklahoma	2	23	0	23
10/3/20	TEXAS TECH*	2	16	0	9
10/31/20	at West Virginia*	4	39	0	18
11/7/20	OKLAHOMA STATE	2	29	***1***	25
11/21/20	at Iowa State	1	22	0	22
11/28/20	at Baylor	1	3	0	3
12/5/20	TEXAS*	1	-1	0	0
9/4/21	vs. Stanford*	3	***81***	0	***56***
9/11/21	SOUTHERN ILLINOIS*	1	21	0	21
9/18/21	NEVADA*	5	28	0	12
9/25/21	at Oklahoma State	2	40	0	23
10/2/21	OKLAHOMA*	6	55	***1***	20
10/16/21	IOWA STATE*	3	54	***1***	40
10/23/21	at Texas Tech*	5	47	0	15
10/30/21	TCU*	2	41	0	37
11/13/21	WEST VIRGINIA*	5	62	0	23
11/20/21	BAYLOR*	4	33	0	18
11/25/21	at Texas*	2	9	0	11
1/4/22	vs. LSU*	5	69	0	34

*denotes game started; ***Bold Italics*** denotes career high

BROOKS' GAME-BY-GAME RUSHING

Date	Opponent	No	Yds	TD	LG
8/31/19	NICHOLLS	1	8	0	8
10/26/19	OKLAHOMA	1	-1	0	0
11/2/19	at Kansas	3	9	0	6
11/16/19	WEST VIRGINIA	1	6	0	6
12/31/19	vs. Navy	1	4	0	4
9/26/20	at Oklahoma	1	-8	0	0
10/10/20	at TCU*	1	12	0	***12***
11/7/20	OKLAHOMA STATE	2	14	0	***12***
12/5/20	TEXAS*	***4***	***23***	0	9
9/11/21	SOUTHERN ILLINOIS*	1	3	0	3
9/25/21	at Oklahoma State	1	0	0	0
11/25/21	at Texas*	1	-10	0	0

*denotes game started; ***Bold Italics*** denotes career high

BROOKS' GAME-BY-GAME PUNT RETURN

Date	Opponent	No	Yds	TD	LG
11/17/18	TEXAS TECH	1	6	0	6
8/31/19	NICHOLLS	1	9	0	9
9/7/19	BOWLING GREEN	2	0	0	0
9/14/19	at Mississippi State	2	45	0	25
11/16/19	WEST VIRGINIA	1	0	0	0
11/30/19	IOWA STATE	1	0	0	0
12/31/19	vs. Navy	1	66	1	***66***
9/12/20	ARKANSAS STATE	2	17	0	17
10/10/20	at TCU	2	30	0	29
10/24/20	KANSAS	***4***	***189***	***2***	55
10/31/20	at West Virginia	2	15	0	8
11/7/20	OKLAHOMA STATE	1	10	0	10
9/4/21	vs. Stanford	1	7	0	7
9/25/21	at Oklahoma State	1	-4	0	0
10/30/21	TCU	1	4	0	4
11/6/21	at Kansas	2	50	0	28
11/13/21	WEST VIRGINIA	1	8	0	8
11/20/21	BAYLOR	1	0	0	0
1/4/22	vs. LSU	1	19	0	19

Bold Italics denotes career high

BROOKS' GAME-BY-GAME KICKOFF RETURN

Date	Opponent	No	Yds	TD	LG
11/10/18	KANSAS	1	12	0	12
11/17/18	TEXAS TECH	2	44	0	33
8/31/19	NICHOLLS	2	43	0	23
9/7/19	BOWLING GREEN	1	44	0	***44***
9/28/19	at Oklahoma State	***4***	***76***	0	24
10/26/19	OKLAHOMA	2	52	0	33
11/16/19	WEST VIRGINIA	1	11	0	11
11/23/19	at Texas Tech	1	26	0	26
12/31/19	vs. Navy	1	20	0	20
9/26/20	at Oklahoma	1	17	0	17
10/31/20	at West Virginia	2	31	0	16
11/21/20	at Iowa State	1	13	0	13
11/28/20	at Baylor	1	29	0	29
12/5/20	TEXAS	3	60	0	31
9/11/21	SOUTHERN ILLINOIS	1	31	0	31
11/6/21	at Kansas	1	7	0	7
11/25/21	at Texas	2	24	0	16

Bold Italics denotes career high

BROOKS' CAREER RECEIVING STATS

Year	G/S	No	Yds	Avg	TD	Lg
2019	12/1	26	253	9.7	1	21
2020	10/4	15	155	10.3	2	25
2021	13/12	43	543	12.6	2	56
TOTAL	**40/18**	**84**	**951**	**11.3**	**5**	**56**

BROOKS' CAREER RUSHING STATS

Year	G/S	No	Yds	Avg	TD	Lg
2019	12/1	7	26	3.7	0	8
2020	10/4	8	41	5.1	0	12
2021	13/12	7	-7	-2.3	0	3
TOTAL	**40/18**	**18**	**60**	**3.3**	**0**	**12**

BROOKS' CAREER PUNT RETURN STATS

Year	G	No	Yds	Avg	TD	Lg
2018	4	1	6	6.0	0	6
2019	12	8	120	15.0	1	66
2020	10	11	261	23.7	2	55
2021	13	10	86	8.6	0	28
TOTAL	**40**	**30**	**473**	**15.7**	**3**	**66**

BROOKS' CAREER KICKOFF RETURN STATS

Year	G	No	Yds	Avg	TD	Lg
2018	4	3	56	18.7	0	33
2019	12	12	272	22.7	0	44
2020	10	8	150	18.8	0	31
2021	13	4	62	15.5	0	31
TOTAL	**40**	**27**	**540**	**20.0**	**0**	**44**

8

TY ZENTNER

P/K • 6-2 • 200 • Sr.-2L
Topeka, Kan. • Butler CC

• A 2022 Ray Guy Award watch list member who holds a career punting avg of 42.4, which would rank 4th in school history if he had 4 more attempts to reach the required minimum.
• Earned Honorable Mention All-Big 12 honors last year after finishing with a 43.7-yd avg to tie for 5th in school history.
• His avg would have ranked 2nd in the Big 12 had he punted 8 more times to reach the required minimum.
• Had 16 punts last year that traveled at least 50 yds, while he only had 4 touchbacks.
• Has also served as the primary kickoff man each of the last 2 years, including 2021 when he totaled 36 touchbacks on his 67 kickoffs (53.7%), the most by a Wildcat since 2004.

ZENTNER'S GAME-BY-GAME PUNTING

Date	Opponent	No	Yds	Avg	Lg
9/12/20	ARKANSAS STATE	2	76	38.0	44
9/26/20	at Oklahoma	3	124	41.3	42
10/3/20	TEXAS TECH	2	70	35.0	37
10/10/20	at TCU	3	142	47.3	***65***
10/24/20	KANSAS	3	112	37.3	51
10/31/20	at West Virginia	3	117	39.0	46
11/7/20	OKLAHOMA STATE	4	150	37.5	48
11/21/20	at Iowa State	3	134	44.7	50
11/28/20	at Baylor	3	118	39.3	51
12/5/20	TEXAS	2	99	49.5	50
9/4/21	vs. Stanford	3	118	39.3	40
9/11/21	SOUTHERN ILLINOIS	2	92	46.0	48
9/18/21	NEVADA	3	106	35.3	47
9/25/21	at Oklahoma State	***6***	***298***	49.7	58
10/2/21	OKLAHOMA	1	60	60.0	60
10/16/21	IOWA STATE	3	155	51.7	59
10/23/21	at Texas Tech	3	167	***55.7***	63
10/30/21	TCU	3	126	42.0	51
11/6/21	at Kansas	2	62	31.0	44
11/13/21	WEST VIRGINIA	3	116	38.7	46
11/20/21	BAYLOR	4	168	42.0	52
11/25/21	at Texas	5	208	41.6	49
1/4/22	vs. LSU	1	21	21.0	21
9/3/22	SOUTH DAKOTA	5	202	40.4	49

Bold Italics denotes career high

ZENTNER'S CAREER PUNTING STATS

Year	G	No	Yds	Avg	Lg	i20
2020	10	28	1,142	40.8	65	14
2021	13	39	1,697	43.5	63	16
2022	1	4	171	42.8	49	1
TOTAL	**28**	**71**	**3,010**	**42.4**	**65**	**31**

9

CINCERE MASON

S • 6-0 • 215 • Sr.-1L
Atlanta, Ga. • Kennesaw State Univ.

• A transfer from Kennesaw State prior to the 2021 season who started the season opener, his 2nd start as a Wildcat.
• Carded his first INT as a Wildcat vs. South Dakota.
• Coming back from injury that saw his 2011 season end after 9 games.
• Played in 31 games with 27 starts over 3 seasons at Kennesaw State.

MASON'S GAME-BY-GAME STATS

Date	Opponent	UA-AT-TT	TFL	SACK	INT	PD	F/R
8/30/18	at Georgia State	2-1-3	0.0-0	0.0-0	0	1	0/0
9/6/18	at Tennessee Tech	1-1-2	0.0-0	0.0-0	***1***	***3***	0/0
9/15/18	ALABAMA STATE*	1-1-2	***1.5-9***	0.0-0	0	0	0/0
9/29/18	SAMFORD*	0-2-2	0.0-0	0.0-0	0	0	0/0
10/6/18	PRESBYTERIAN*	2-0-2	0.0-0	0.0-0	0	0	0/0
10/27/18	at Charleston So.*	2-1-3	0.5-1	0.0-0	0	0	0/***1***
11/10/18	at Monmouth*	1-0-1	0.0-0	0.0-0	0	0	0/0
11/17/18	JACKSONVILLE ST.*	2-0-2	0.0-0	0.0-0	***1***	1	0/0
12/1/18	WOFFORD*	2-2-4	0.0-0	0.0-0	***1***	1	0/0
12/8/18	SOUTH DAKOTA ST.*	2-1-3	0.5-1	0.0-0	***1***	1	0/0
8/31/19	POINT*	3-1-4	0.0-0	0.0-0	0	0	0/0
9/7/19	at Kent State*	4-0-4	0.0-0	0.0-0	0	0	0/0
9/14/19	at Alabama State*	2-1-3	0.0-0	0.0-0	0	0	0/0
9/21/19	at Missouri State*	2-2-4	0.5-1	0.0-0	0	0	0/0
9/28/19	REINHARDT*	1-1-2	0.0-0	0.0-0	0	0	0/0
10/12/19	CHARLESTON SO.*	2-0-2	1.0-1	0.0-0	0	0	0/0
10/19/19	at Presbyterian*	2-0-2	0.0-0	0.0-0	0	1	***1***/0
11/2/19	MONMOUTH*	3-0-3	0.0-0	0.0-0	0	0	0/0
11/9/19	at Campbell*	4-2-6	0.0-0	0.0-0	0	0	0/0
11/16/19	at Hampton*	1-3-4	1.0-1	0.0-0	0	0	0/0
11/23/19	GARDNER-WEBB*	1-2-3	0.0-0	0.0-0	***1***	1	0/0
11/30/19	at Wofford*	2-0-2	0.0-0	0.0-0	0	0	0/***1***
11/7/19	at Weber State*	0-3-3	0.0-0	0.0-0	0	2	0/0
3/13/21	CHARLESTON SO.*	1-2-3	0.0-0	0.0-0	0	0	0/0
3/20/21	DIXIE STATE*	2-0-2	0.0-0	0.0-0	0	2	0/0
4/3/21	ROBERT MORRIS*	4-1-5	0.0-0	0.0-0	0	2	0/***1***
4/10/21	at Monmouth*	***6***-1-***7***	1.0-4	0.0-0	0	0	0/0
9/4/21	vs. Stanford	2-1-3	0.0-0	0.0-0	0	0	0/0
9/11/21	S. ILLINOIS	1-0-1	0.0-0	0.0-0	0	0	0/0
9/18/21	NEVADA	2-0-2	0.0-0	0.0-0	0	0	0/0
9/25/21	at Oklahoma St.	1-1-2	0.0-0	0.0-0	0	1	0/0
10/2/21	OKLAHOMA*	1-1-2	0.0-0	0.0-0	0	0	0/0
10/16/21	IOWA STATE	1-1-2	0.0-0	0.0-0	0	0	0/0
10/30/21	TCU	1-0-1	1.0-1	0.0-0	0	0	0/0
11/6/21	at Kansas	2-0-2	0.0-0	0.0-0	0	0	0/0
9/3/22	SOUTH DAKOTA*	2-0-2	0.0-0	0.0-0	***1***	1	0/0

2018-20 Seasons at Kennesaw State
*denotes game started; ***Bold Italics*** denotes career high

MASON'S CAREER STATS

Year	G/S	UA-AT-TT	TFL	SACK	INT	PD	F/R
2018*	12/10	15-9-24	2.5-11	0.0-0	4	7	0/1
2019*	14/14	27-15-42	2.5-3	0.0-0	1	4	1/1
2020*	5/4	13-4-17	1.0-4	0.0-0	0	4	0/1
2021	9/1	11-4-15	1.0-1	0.0-0	0	1	0/0
2022	1/1	2-0-2	0.0-0	0.0-0	1	1	0/0
TOTAL	**41/30**	**68-32-100**	**7.0-19**	**0.0-0**	**6**	**17**	**1/3**

** at Kennesaw State*

10

JACOB PARRISH

CB • 5-10 • 177 • Fr.-HS
Olathe, Kan. • Olathe North

• Earned all-state honors as a senior from Sports in Kansas.
• A dynamic player who played defensive back, running back and wide receiver in high school.
• Totaled 137 career tackles – including 55 as a senior – to go along with 6 INTs and 21 total passes defended as a prep.
• Older brother, Jevon, is a wrestler at Nebraska.

PARRISH'S GAME-BY-GAME STATS

Date	Opponent	UA-AT-TT	TFL	SACK	INT	PD	F/R
9/3/22	SOUTH DAKOTA	***1***-0-***1***	0.0-0	0.0-0	0	0	0/0

Bold Italics denotes career high

12

SHAWN ROBINSON

LB • 6-2 • 231 • Sr.-TR
Saginaw, Texas • Univ. of Missouri

• Transferred to K-State prior to 2022 spring practices, starting the spring as a safety before moving down to the linebacker level.
• K-State is his 3rd school – and he's on his 3rd position – in college as he started as a QB at TCU before transferring to Missouri.
• Believed to be the only player in FBS this year to play against 2 of his former teams.
• Played in 8 games last year at Missouri with a start vs. Tennessee.
• Saw time in 5 games in 2020, the first 2 in which he started at QB and the 3rd when he started at "fullback" (was still listed as a QB on the roster)... Moved to safety later in the year.
• Started one game at QB for TCU during his true FR year of 2017 and started each of the first 7 games in 2018.
• Viewed as the 159th-best prospect overall in the Class of 2017 and the 8th-best dual threat QB by ESPN.

ROBINSON'S GAME-BY-GAME STATS

Date	Opponent	UA-AT-TT	TFL	SACK	INT	PD	F/R
9/22/17	at Texas*	1-0-1	0.0-0	0.0-0	0	0	0/0
12/19/20	at Mississippi State	2-3-5	0.5-1	0.0-0	***1***	***2***	0/0
9/4/21	CENTRAL MICHIGAN	4-1-5	***1.0-7***	***1.0-7***	0	0	0/0
9/11/21	at Kentucky*	1-1-2	0.0-0	0.0-0	0	0	0/0
9/25/21	at Boston College*	2-2-4	0.5-0	0.0-0	***1***	***2***	0/0
10/2/21	TENNESSEE*	2-1-3	0.0-0	0.0-0	0	0	0/0
10/9/21	NORTH TEXAS	3-1-4	***1.0-4***	0.0-0	0	0	0/0
10/16/21	TEXAS A&M	***5***-0-5	***1.0-1***	0.0-0	0	0	0/0
12/22/21	vs. Army*	2-6-***8***	0.0-0	0.0-0	0	0	0/0

2017-18 Seasons at TCU; 2020-21 Seasons at Missouri
*denotes game started; ***Bold Italics*** denotes career high

ROBINSON'S CAREER STATS

Year	G/S	UA-AT-TT	TFL	SACK	INT	PD	F/R
2018*	7/7	1-0-1	0.0-0	0.0-0	0	0	0/0
2020^	5/2	2-3-5	0.5-1	0.0-0	1	2	0/0
2021^	8/1	19-12-31	3.5-12	1.0-7	1	2	0/0
TOTAL	**25/11**	**22-15-37**	**4.0-13**	**1.0-7**	**2**	**4**	**0/0**

** at TCU | ^ at Missouri*

15

ROBERT HENTZ II

NG • 6-2 • 281 • Sr.-2L
Batesville, Miss. • NW Mississippi CC

• Has seen time in 23 games over his 2-plus years at K-State after transferring in from NW Mississippi CC.
• Totaled 17 career tackles and registered his first-career TFLs last year vs. Iowa State and LSU.
• Earned 2019 NJCAA Second Team All-America, All-Region 23 and all-conference honors.
• Was regarded as the 4th-best community college DT in the Class of 2020 and the 41st-best overall community college prospect by 247Sports... Also ranked No. 8 among DTs by ESPN.

HENTZ II'S GAME-BY-GAME STATS

Date	Opponent	UA-AT-TT	TFL	SACK	INT	PD	F/R
9/12/20	ARKANSAS STATE	***1***-1-***2***	0.0-0	0.0-0	0	0	0/0
9/26/20	at Oklahoma	0-1-1	0.0-0	0.0-0	0	0	0/0
10/3/20	TEXAS TECH	***1***-1-***2***	0.0-0	0.0-0	0	0	0/0
10/10/20	at TCU	***1***-0-1	0.0-0	0.0-0	0	0	0/0
10/24/20	KANSAS	***1***-0-1	0.0-0	0.0-0	0	0	0/0
10/31/20	at West Virginia	***1***-0-1	0.0-0	0.0-0	0	0	0/0
11/7/20	OKLAHOMA STATE	0-1-1	0.0-0	0.0-0	0	0	0/0
11/21/20	at Iowa State	0-1-1	0.0-0	0.0-0	0	0	0/0
12/5/20	TEXAS	0-1-1	0.0-0	0.0-0	0	0	0/0
9/11/21	S. ILLINOIS	***1***-1-***2***	0.0-0	0.0-0	0	0	0/0
9/18/21	NEVADA	0-0-0	0.0-0	0.0-0	0	***1***	0/0
9/25/21	at Oklahoma St.	0-1-1	0.0-0	0.0-0	0	0	0/0
10/16/21	IOWA STATE	0-1-1	***0.5-2***	0.0-0	0	0	0/0
1/4/22	vs. LSU	***1***-1-***2***	***0.5-1***	0.0-0	0	0	0/0

Bold Italics denotes career high

HENTZ II'S CAREER STATS

Year	G/S	UA-AT-TT	TFL	SACK	INT	PD	F/R
2020	10/0	5-6-11	0.0-0	0.0-0	0	0	0/0
2021	12/0	2-4-6	1.0-3	0.0-0	0	1	0/0
TOTAL	**23/0**	**7-10-17**	**1.0-3**	**0.0-0**	**0**	**1**	**0/0**

16

SETH PORTER

WR • 5-8 • 170 • Sr.-3L
Friendswood, Texas • Clear Springs

• A 5th-year member of the program who has contributed on special teams throughout his career while adding production on offense.
• Has seen time in 35 career games.
• Has 2 career blocked punts, including the 2022 season opener vs. South Dakota that was returned for a TD.
• The other block was vs. Texas Tech in 2020.

PORTER'S GAME-BY-GAME RECEIVING

Date	Opponent	No	Yds	TD	LG
9/7/19	BOWLING GREEN	1	12	0	12

PORTER'S GAME-BY-GAME RUSHING

Date	Opponent	No	Yds	TD	LG
11/7/20	OKLAHOMA STATE	1	1	0	1

PORTER'S GAME-BY-GAME PUNT RETURNS

Date	Opponent	No	Yds	TD	LG
9/7/19	BOWLING GREEN	***1***	8	0	8
9/14/19	at Mississippi State	***1***	-1	0	0
10/3/20	TEXAS TECH	***1***	***18***	0	***18***
9/3/22	SOUTH DAKOTA	***1***	12	0	12

Bold Italics denotes career high

PORTER'S GAME-BY-GAME KICKOFF RETURNS

Date	Opponent	No	Yds	TD	LG
11/7/20	OKLAHOMA STATE	***1***	***24***	0	***24***
10/30/21	TCU	***1***	0	0	0
11/13/21	WEST VIRGINIA	***1***	11	0	11

Bold Italics denotes career high

PORTER'S CAREER PUNT RETURN STATS

Year	G	No	Yds	Avg	TD	Lg
2019	13	2	7	3.5	0	8
2020	9	1	18	18.0	0	18
2022	1	1	12	12.0	0	12
TOTAL	**35**	**4**	**37**	**9.3**	**0**	**18**

PORTER'S CAREER KICKOFF RETURN STATS

Year	G	No	Yds	Avg	TD	Lg
2020	9	1	24	24.0	0	24
2021	12	2	11	5.5	0	11
TOTAL	**35**	**3**	**35**	**11.7**	**0**	**24**

17

CHRIS TENNANT

K • 6-5 • 220 • So.-1L
Shawnee, Kan. • Mill Valley

• Took over place kicking duties during the final 5 regular-season games of his true FR season of 2021.
• Was the first true TR at K-State to make a FG since 2001 (Joe Rheem)
• Connected on a 51-yd FG at Texas last year, which tied for the longest by a true FR in school history (Jamie Rheem, 1996 vs. Nebraska).
• It was tied for the 7th-longest FG by a true FR in the 2021 season.
• Viewed as the 50th-best kicker in the nation – and the tops in the state of Kansas in both categories – for the Class of 2021 by Kohl's Kicking.

TENNANT'S GAME-BY-GAME STATS

Date	Opponent	FGM-A	Sequence	XPM-A
10/30/21	TCU	1-1	(42)	4-4
11/6/21	at Kansas	0-1	24	***5-5***
11/13/21	WEST VIRGINIA	***2-3***	(32), 26, (25)	4-4
11/20/21	BAYLOR	1-2	(28), 39	1-1
11/25/21	at Texas	1-1	***(51)***	2-2
9/3/22	SOUTH DAKOTA	0-1	43	4-***5***

() Indicates made FG
Bold Italics denotes career high

TENNANT'S CAREER STATS

Year	FGM-A	PCT.	1-19	20-29	30-39	40-49	50+
2021	5-8	62.5	0-0	2-4	1-2	1-1	1-1
2022	0-1	0.0	0-0	0-0	0-0	0-1	0-0
TOTAL	**5-9**	**55.6**	**0-0**	**2-4**	**1-2**	**1-2**	**1-1**

18

WILL HOWARD

QB • 6-5 • 235 • Jr.-2L
Downingtown, Pa. • Downingtown West

• Entering his 3rd year in the program having earned 10 starts over parts of the last 2 years.
• Made 3 starts last year, including the Nevada game when he totaled a career-high 2 rushing TDs, both of which came in the 4th quarter as K-State broke a 17-17 tie.
• Tallied a 71-yd TD run at Texas, the longest for a score in his career and the 2nd-longest overall (80 yards at TCU, 2020).
• Started each of the final 7 games of his true FR year of 2020, one of just 4 true FR QBs in the nation that year to make at least 7 starts.
• Set the school record for passing TDs by a FR in 2020, while his passing yardage and total offense (1,542) marks ranked 3rd.
• Ranked 5th in school history among FR in rushing yds, and he is the only QB to reach the top-5 in that category.
• Averaged 13.09 yds per completion in 2020, the 2nd-highest nationally among true FR.
• Earned his first-career start at TCU, becoming the first true FR QB in school history earn the win in his first-career road start.
• Viewed as the 13th-best pro-style QB in the Class of 2020 by 247Sports, while ESPN ranked him as the 26th-best dual-threat QB in the class.
• On the watch list for the 2022 Wuerffel Trophy and is a nominee for the 2022 AFCA Good Works Team.

HOWARD'S GAME-BY-GAME PASSING

Date	Opponent	C-A-I	Yds	TD	LG
9/12/20	ARKANSAS STATE	1-1-0	24	0	24
10/3/20	TEXAS TECH	7-12-0	173	1	***70***
10/10/20	at TCU*	8-19-1	117	0	45
10/24/20	KANSAS*	17-24-0	***243***	***2***	37
10/31/20	at West Virginia*	***19-37-3***	184	1	35
11/7/20	OKLAHOMA STATE*	10-21-1	143	1	58
11/21/20	at Iowa State*	3-9-1	32	0	29
11/28/20	at Baylor*	9-18-2	88	1	49
12/5/20	TEXAS*	16-27-2	174	***2***	29
9/11/21	SOUTHERN ILLINOIS	8-17-1	76	0	21
9/18/21	NEVADA*	7-10-0	123	1	68
9/25/21	at Oklahoma State*	4-12-0	50	0	23
11/6/21	at Kansas	2-3-0	18	0	11
11/25/21	at Texas*	9-13-0	65	0	14

denotes game started; **Bold Italics denotes career high*

HOWARD'S GAME-BY-GAME RUSHING

Date	Opponent	No	Yds	TD	LG
9/12/20	ARKANSAS STATE	1	-1	0	0
10/3/20	TEXAS TECH	5	8	0	3
10/10/20	at TCU*	13	86	1	***80***
10/24/20	KANSAS*	6	23	0	9
10/31/20	at West Virginia*	7	-9	0	6
11/7/20	OKLAHOMA STATE*	14	***125***	1	69
11/21/20	at Iowa State*	5	12	0	13
11/28/20	at Baylor*	9	41	1	24
12/5/20	TEXAS*	***18***	79	0	25
9/11/21	SOUTHERN ILLINOIS	8	9	1	7
9/18/21	NEVADA*	12	56	***2***	19
9/25/21	at Oklahoma State*	3	28	0	37
11/6/21	at Kansas	1	9	0	9
11/25/21	at Texas*	8	82	1	71

denotes game started; **Bold Italics denotes career high*

HOWARD'S CAREER PASSING STATS

Year	G/S	C-A-I	Pct.	Yds	TD	Lg	Eff.
2020	9/7	90-168-10	53.6	1,178	8	70	116.3
2021	6/3	30-55-1	54.5	332	1	68	107.6
TOTAL	**15/10**	**120-223-11**	**53.8**	**1,510**	**9**	**70**	**114.1**

HOWARD'S CAREER RUSHING STATS

YEAR	G/S	NO	YDS	AVG	TD	LG
2020	9/7	78	364	4.7	3	80
2021	6/3	32	184	5.8	4	71
TOTAL	**15/10**	**110**	**548**	**5.0**	**7**	**80**

19

VJ PAYNE

S • 6-3 • 192 • Fr.-HS
Gainesville, Ga. • Buford

• An athletic safety who started the season opener vs. South Dakota, the first true FR to start a season opener since TE Jeron Mastrud in 2006 and the first on defense since at least 1988.
• Rated as a linebacker by 247Sports, which placed him at No. 80 in the Class of 2022.
• Earned first team all-region honors as a senior as he helped lead Buford to a 14-1 record and a state championship.

19

SAMMY WHEELER

TE • 6-5 • 241 • Sr.-3L
Lenexa, Kan. • St. James Academy

• A converted QB who is in his 4th full season as a TE.
• Has played in 28 career games, including all 13 games last year as injuries cut his season short in both 2019 and 2020.
• Set career highs in catches (15) and yards (151) last year.
• Tallied 3 catches vs. West Virginia to tie his career high, which included a 35-yd reception on 4th and 8 to help seal the win.
• His game vs. the Mountaineers featured his 2nd-career TD catch.
• Scored his first-career TD on a 16-yard catch vs. Kansas in 2020.
• A three-time Academic All-Big 12 performer, including first-team honors in both 2020 and 2021.

WHEELER'S GAME-BY-GAME STATS

Date	Opponent	No	Yds	TD	LG
9/28/19	at Oklahoma State	1	39	0	39
10/5/19	BAYLOR	1	13	0	13
10/26/19	OKLAHOMA	2	26	0	19
9/12/20	ARKANSAS STATE	1	24	0	24
9/26/20	at Oklahoma*	1	17	0	17
10/24/20	KANSAS	1	16	***1***	16
10/31/20	at West Virginia	***3***	19	0	8
11/7/20	OKLAHOMA STATE	1	***58***	0	***58***
9/18/21	NEVADA	1	6	0	6
9/25/21	at Oklahoma State	1	18	0	18
10/2/21	OKLAHOMA	1	6	0	6
10/23/21	at Texas Tech	1	7	0	7
10/30/21	TCU*	2	19	0	13
11/6/21	at Kansas*	1	2	0	2
11/13/21	WEST VIRGINIA	***3***	45	***1***	35
11/20/21	BAYLOR	***3***	23	0	15
11/25/21	at Texas	1	13	0	13
1/4/22	vs. LSU	1	12	0	12
9/3/22	SOUTH DAKOTA	1	10	0	10

Bold Italics denotes career high

WHEELER'S CAREER STATS

Year	G/S	No	Yds	Avg	TD	Lg
2019	7/0	4	78	19.5	0	39
2020	7/1	7	134	19.1	1	58
2021	13/2	15	1516	10.1	1	35
2022	1/0	1	10	10.0	0	10
TOTAL	**28/3**	**27**	**373**	**13.8**	**2**	**58**

21

DRAKE CHEATUM

S • 5-10 • 191 • Sr.-TR
Mesquite, Texas • Prairie View A&M Univ.

• A transfer from Prairie View A&M after playing in 37 games with 30 starts over the last 4 seasons.
• Ranks 7th nationally among all active FBS players in career INTs return yds (200), while he is 9th in INTs, 22nd in passes defended and 24th in INT return TDs (1).
• A 2021 HBCU All-American and First Team All-SWAC honoree who started all 12 games in 2021, finishing with a team-high 86 tackles.
• Ranked 14th in the FCS and tops in the SWAC with 5 INTs last year, while he was 5th in the conference in tackles.
• Had 2 INTs at Bethune-Cookman last season before repeating that mark one week later against Southern, as he was the only player in the FCS to record multiple INTs in consecutive weeks.
• Returned one of his INTs vs. Bethune-Cookman 62 yds for a TD.

CHEATUM'S GAME-BY-GAME STATS

Date	Opponent	UA-AT-TT	TFL	SACK	INT	PD	F/R
8/25/18	at Rice	3-1-4	0.0-0	0.0-0	0	0	0/0
9/2/18	vs. NC Central	2-2-4	0.0-0	0.0-0	0	0	0/0
9/8/18	at Sam Houston St.	1-1-2	0.0-0	0.0-0	0	0	0/0
9/15/18	at UNLV	2-0-2	0.0-0	0.0-0	0	0	0/0
9/22/18	at Ark.-Pine Bluff*	1-10-11	1.0-2	0.0-0	0	0	0/0
9/29/18	vs. Grambling*	2-1-3	0.0-0	0.0-0	1	1	0/0
10/13/18	SOUTHERN*	2-4-6	0.0-0	0.0-0	0	0	0/0
10/27/18	ALCORN STATE*	5-5-10	0.0-0	0.0-0	0	1	0/0
11/3/18	at Jackson State*	3-2-5	0.0-0	0.0-0	0	0	0/0
11/17/18	ALABAMA STATE*	2-0-2	1.0-5	0.0-0	0	0	0/0
11/24/18	TEXAS SOUTHERN*	3-1-4	0.0-0	0.0-0	0	1	0/0
8/31/19	at Texas Southern*	7-2-9	0.0-0	0.0-0	0	0	0/0
9/7/19	at Houston	***9***-3-12	1.0-1	0.0-0	0	1	0/***1***
9/14/19	NICHOLLS*	0-2-2	0.0-0	0.0-0	0	1	0/0
9/21/19	at Alcorn State*	6-1-7	0.0-0	0.0-0	0	0	0/0
9/28/19	vs. Grambling*	6-0-6	0.0-0	0.0-0	1	1	0/0
10/19/19	VA.-LYNCHBURG	3-2-5	1.0-1	0.0-0	0	1	0/0
10/24/19	JACKSON STATE*	2-6-8	0.0-0	0.0-0	0	2	0/0
11/9/19	ARK.-PINE BLUFF*	2-2-4	0.0-0	0.0-0	0	0	0/0
11/16/19	EDWARDS WATERS*	3-1-4	0.0-0	0.0-0	0	0	0/0
11/28/19	at Alabama State*	1-0-1	0.0-0	0.0-0	1	1	0/0
3/6/21	TEXAS SOUTHERN*	1-7-8	0.0-0	0.0-0	0	1	0/0
3/13/21	vs. Grambling*	4-0-4	0.0-0	0.0-0	0	1	0/0
9/4/21	at Texas Southern*	4-5-9	1.0-7	0.0-0	0	0	0/0
9/11/21	at Incarnate Word	2-2-4	0.0-0	0.0-0	0	1	0/0
9/18/21	HOUSTON BAPTIST*	3-5-8	0.0-0	0.0-0	0	0	0/0
9/25/21	vs. Grambling*	3-2-5	0.0-0	0.0-0	0	1	0/0
9/30/21	ARK.-PINE BLUFF*	6-2-8	***1.5-9***	0.0-0	0	0	0/0
10/16/21	at Bethune-Cookman	4-0-4	0.0-0	0.0-0	***2***	***3***	0/0
10/23/21	at Southern	1-2-3	0.0-0	0.0-0	***2***	***3***	0/0
11/6/21	ALABAMA STATE*	4-5-9	0.5-1	0.0-0	0	0	0/0
11/13/21	at Alcorn State*	4-2-6	1.0-2	0.0-0	0	0	0/0
11/20/21	at Texas A&M*	7-5-12	0.0-0	0.0-0	1	1	0/0
11/27/21	MISS. VALLEY ST.*	5-9-***14***	1.0-1	0.0-0	0	0	0/0
12/4/21	at Jackson State*	2-2-4	0.5-2	0.0-0	0	1	0/0
9/3/22	SOUTH DAKOTA*	1-0-1	0.0-0	0.0-0	0	1	0/0

2018-21 Seasons at Prairie View A&M
*denotes game started; ***Bold Italics*** denotes career high

CHEATUM'S CAREER STATS

Year	G/S	UA-AT-TT	TFL	SACK	INT	PD	F/R
2018*	11/7	26-27-53	2.0-7	0.0-0	1	3	0/0
2019*	11/8	43-23-66	2.0-2	0.0-0	3	8	0/1
2020*	3/3	5-7-12	0.0-0	0.0-0	0	2	0/0
2021*	12/12	45-41-86	6.5-25	0.0-0	5	10	0/0
2022	1/1	1-0-1	0.0-0	0.0-0	0	1	0/0
TOTAL	**38/31**	**120-98-218**	**10.5-34**	**0.0-0**	**9**	**24**	**0/1**

** at Prairie View A&M*

22

DANIEL GREEN

LB • 6-3 • 242 • Sr.-3L
Portland, Ore. • Madison

• A 2022 Preseason All-Big 12 selection who is 87 tackles shy of becoming the 27th player in school history with 250 in a career.
• If he were to reach the mark, it would be the first by a Wildcat since 2014.
• Sits 53 solo tackles shy of entering the school's top-10 list.
• Also on the watch list for the 2022 Senior Bowl.
• Earned Honorable Mention All-Big 12 accolades in 2021 after leading the team in both tackles and TFLs.
• Ranked 18th nationally and 4th in the Big 12 with 5.3 solo tackles per game in 2021, while he was 22nd in the nation and 3rd in the conference with 2 fumble recoveries.
• Finished 2021 ranked 8th in the Big 12 with 6.85 tackles per game, the highest ranking by a Wildcat since 2017.
• Had 69 solo stops last season, just 3 shy of the school's top-10 list, while he was 2.0 TFLs shy of the top 10.
• Totaled at least 9 tackles in 5 games, the first by a Wildcat since current Kansas City Chief Elijah Lee in 2016.

GREEN'S GAME-BY-GAME STATS

Date	Opponent	UA-AT-TT	TFL	SACK	INT	PD	F/R
8/31/19	NICHOLLS	0-0-0	0.0-0	0.0-0	0	***1***	0/0
9/7/19	BOWLING GREEN	4-0-4	1.0-11	1.0-11	0	***1***	***1***/0
9/14/19	at Mississippi St.	0-7-7	0.5-1	0.0-0	0	0	0/***1***
9/28/19	at Oklahoma St.	4-0-4	0.0-0	0.0-0	0	0	0/0
10/5/19	BAYLOR	2-0-2	1.0-4	0.0-0	0	0	0/0
10/19/19	TCU	2-3-5	1.0-1	1.0-1	0	***1***	0/0
10/26/19	OKLAHOMA	1-1-2	0.0-0	0.0-0	0	0	0/0
11/9/19	at Texas	0-1-1	0.0-0	0.0-0	0	0	0/0
11/16/19	WEST VIRGINIA	1-1-2	0.0-0	0.0-0	0	0	0/0
11/23/19	at Texas Tech	1-2-3	0.0-0	0.0-0	0	0	0/0
12/31/19	vs. Navy	2-1-3	0.0-0	0.0-0	0	0	0/0
9/12/20	ARKANSAS STATE	4-0-4	0.0-0	0.0-0	0	0	0/0
9/26/20	at Oklahoma	0-1-1	0.0-0	0.0-0	0	0	0/0
10/3/20	TEXAS TECH	1-0-1	0.0-0	0.0-0	0	0	0/0
10/10/20	at TCU	3-0-3	1.0-8	1.0-8	0	0	0/0
10/24/20	KANSAS	1-0-1	0.0-0	0.0-0	0	0	0/0
10/31/20	at West Virginia	6-1-7	1.0-2	0.0-0	0	0	0/0
11/7/20	OKLAHOMA STATE	1-1-2	0.0-0	0.0-0	0	0	0/0
11/21/20	at Iowa State*	4-2-6	0.0-0	0.0-0	0	***1***	0/0
11/28/20	at Baylor*	7-6-***13***	2.5-3	***1.5-2***	0	***1***	0/0
12/5/20	TEXAS	1-0-1	1.0-2	0.0-0	0	0	0/0
9/4/21	vs. Stanford*	4-5-9	0.0-0	0.0-0	0	0	0/0
9/11/21	S. ILLINOIS	4-0-4	0.0-0	0.0-0	0	0	0/***1***
9/18/21	NEVADA*	9-0-9	1.0-5	1.0-5	0	0	0/0
9/25/21	at Oklahoma St.*	2-1-3	1.0-1	0.0-0	0	0	0/0
10/2/21	OKLAHOMA*	2-1-3	1.0-4	0.0-0	0	0	0/0
10/16/21	IOWA STATE*	5-1-6	0.5-2	0.0-0	0	0	0/0
10/23/21	at Texas Tech*	3-3-6	0.0-0	0.0-0	0	0	0/0
10/30/21	TCU*	7-2-9	2.5-11	0.0-0	0	0	0/***1***
11/6/21	at Kansas*	5-3-8	2.5-5	0.0-0	0	0	0/0
11/13/21	WEST VIRGINIA*	6-0-6	1.0-2	1.0-2	0	0	0/0
11/20/21	BAYLOR*	8-1-9	***3.0-20***	1.0-8	0	0	0/0
11/26/21	at Texas*	***10***-1-11	1.5-2	0.0-0	0	0	0/0
1/4/22	vs. LSU*	4-2-6	2.0-6	0.0-0	0	0	0/0
9/3/22	SOUTH DAKOTA*	1-0-1	0.0-0	0.0-0	0	0	0/0

*denotes game started; ***Bold Italics*** denotes career high

GREEN'S CAREER STATS

Year	G/S	UA-AT-TT	TFL	SACK	INT	PD	F/R
2019	13/0	17-16-33	3.5-17	2.0-12	0	3	1/1
2020	10/2	28-11-39	5.5-15	2.5-10	0	2	0/0
2021	13/12	69-20-89	16.0-58	3.0-15	0	0	0/2
2022	1/1	1-0-1	0.0-0	0.0-0	0	0	0/0
TOTAL	**37/15**	**115-47-162**	**25.0-90**	**7.5-37**	**0**	**5**	**1/3**

23

JULIUS BRENTS

CB • 6-4 • 202 • Sr.-1L
Indianapolis, Ind. • Univ. of Iowa

• A 2022 Preseason All-Big 12 selection and member of the Jim Thorpe Award and Senior Bowl watch lists.
• Picked up Honorable Mention All-Big 12 accolades after starting all 13 games last year, his first as a Wildcat after transferring from Iowa.
• Carded his first INT since his true FR campaign of 2018 when he picked off Oklahoma.
• Also broke up a pass in K-State's Texas Bowl win over LSU.
• Rated the 28th-best cornerback in the Class of 2018 by 247Sports, and the organization also viewed him as the 5th-best overall prospect in the state of Indiana, while Rivals ranked him 4th.

BRENTS' GAME-BY-GAME STATS

Date	Opponent	UA-AT-TT	TFL	SACK	INT	PD	F/R
9/22/18	WISCONSIN	2-2-4	0.0-0	0.0-0	0	0	0/0
10/6/18	at Minnesota*	1-2-3	0.0-0	0.0-0	***1***	***3***	0/0
10/13/18	at Indiana*	1-0-1	0.0-0	0.0-0	0	0	0/0
10/27/18	at Penn State*	3-0-3	0.0-0	0.0-0	0	0	0/0
11/3/18	at Purdue*	1-1-2	0.0-0	0.0-0	0	1	0/0
10/24/20	at Purdue	1-3-4	0.0-0	0.0-0	0	0	0/0
11/13/20	at Minnesota	0-0-0	0.0-0	0.0-0	0	1	0/0
9/4/21	vs. Stanford*	4-1-5	0.0-0	0.0-0	0	0	0/0
9/11/21	S. ILLINOIS*	6-0-6	0.0-0	0.0-0	0	1	0/0
9/18/21	NEVADA*	1-0-1	0.0-0	0.0-0	0	0	0/0
9/25/21	at Oklahoma St.*	6-0-6	0.0-0	0.0-0	0	0	0/0
10/2/21	OKLAHOMA*	1-0-1	0.0-0	0.0-0	***1***	1	0/0
10/16/21	IOWA STATE*	1-1-2	***1.0-3***	0.0-0	0	0	0/0
10/23/21	at Texas Tech*	1-0-1	0.0-0	0.0-0	0	0	0/0
10/30/21	TCU*	2-0-2	0.0-0	0.0-0	0	0	0/0
11/6/21	at Kansas*	1-2-3	0.0-0	0.0-0	0	0	0/0
11/13/21	WEST VIRGINIA*	5-1-6	***1.0-1***	0.0-0	0	0	0/0
11/20/21	BAYLOR*	3-0-3	0.0-0	0.0-0	0	0	0/0
11/25/21	at Texas*	7-1-***8***	***1.0-1***	0.0-0	0	0	0/0
1/4/22	vs. LSU*	3-2-5	0.0-0	0.0-0	0	1	0/0
9/3/22	SOUTH DAKOTA*	3-0-3	0.0-0	0.0-0	0	0	0/0

2018-20 Seasons at Iowa
*denotes game started; ***Bold Italics*** denotes career high

BRENTS' CAREER STATS

Year	G/S	UA-AT-TT	TFL	SACK	INT	PD	F/R
2018*	11/5	8-5-13	0.0-0	0.0-0	1	4	0/0
2020*	7/0	1-3-4	0.0-0	0.0-0	0	1	0/0
2021	13/13	41-8-49	3.0-5	0.0-0	1	3	0/0
2022	1/1	3-0-3	0.0-0	0.0-0	0	0	0/0
TOTAL	**33/19**	**53-16-69**	**3.0-5**	**0.0-0**	**2**	**8**	**0/0**

** at Iowa*

25

EKOW BOYE-DOE

CB • 6-0 • 171 • Sr.-3L
Lawrence, Kan. • Lawrence

• Has started 22 games over the last 2-plus years after only playing in 7 career games – primarily on special teams – the prior year.
• Played at an All-Big 12 level in 2021 as he was only targeted in coverage on 40 pass attempts during the season.
• Started the first 8 Big 12 games of 2020 – the first starts of his career – as he ranked 11th in the Big 12 in passes defended.

BOYE-DOE'S GAME-BY-GAME STATS

Date	Opponent	UA-AT-TT	TFL	SACK	INT	PD	F/R
8/31/19	NICHOLLS	1-0-1	0.0-0	0.0-0	0	0	0/0
9/26/20	at Oklahoma*	***4***-1-***5***	0.0-0	0.0-0	0	1	0/0
10/3/20	TEXAS TECH*	***4***-1-***5***	***1.0-3***	0.0-0	0	***2***	0/0
10/10/20	at TCU*	2-1-3	0.0-0	0.0-0	0	1	0/0
10/24/20	KANSAS*	1-0-1	0.0-0	0.0-0	0	0	0/0
10/31/20	at West Virginia*	2-1-3	0.0-0	0.0-0	0	1	0/0
11/7/20	OKLAHOMA STATE*	3-0-3	0.0-0	0.0-0	0	1	0/0
11/21/20	at Iowa State*	1-2-3	0.0-0	0.0-0	0	0	0/0
11/28/20	at Baylor*	0-2-2	0.0-0	0.0-0	0	1	0/0
9/4/21	vs. Stanford*	0-1-1	0.0-0	0.0-0	0	0	0/0
9/11/21	S. ILLINOIS*	1-1-2	0.0-0	0.0-0	0	0	0/0
9/18/21	NEVADA*	2-0-2	0.0-0	0.0-0	0	0	0/0
9/25/21	at Oklahoma St.*	0-1-1	0.0-0	0.0-0	0	0	0/0
10/2/21	OKLAHOMA*	0-2-2	0.0-0	0.0-0	0	0	0/0
10/30/21	TCU*	2-0-2	0.0-0	0.0-0	0	0	0/0
11/6/21	at Kansas*	***4***-0-4	***1.0-1***	0.0-0	0	1	0/0
11/20/21	BAYLOR*	***4***-0-4	***1.0-1***	0.0-0	0	0	0/0
1/25/21	at Texas*	3-0-3	0.0-0	0.0-0	0	0	0/0
1/4/22	vs. LSU*	0-1-1	0.0-0	0.0-0	0	0	0/0
9/3/22	SOUTH DAKOTA*	3-0-3	0.0-0	0.0-0	0	0	0/0

*denotes game started; ***Bold Italics*** denotes career high

BOYE-DOE'S CAREER STATS

Year	G/S	UA-AT-TT	TFL	SACK	INT	PD	F/R
2019	7/0	1-0-1	0.0-0	0.0-0	0	0	0/0
2020	8/8	17-8-25	1.0-3	0.0-0	0	7	0/0
2021	13/13	16-6-22	2.0-2	0.0-0	0	2	0/0
2022	1/1	3-0-3	0.0-0	0.0-0	0	0	0/0
TOTAL	**29/22**	**37-14-51**	**3.0-5**	**0.0-0**	**0**	**9**	**0/0**

27

GAVIN FORSHA

LB • 6-3 • 215 • So.-TR
Nashville, Tenn. • Tyler JC

• Played the 2021 season at Tyler JC, a year in which he was named to *Dave Campbell's Texas Football* All-Small College Team after totaling 45 tackles, 13.5 TFLs and 11.5 sacks.
• Led the conference and ranked 5th in the NJCAA in sacks, while he was 15th in the nation in TFLs.
• Father, Randall, played football at Middle Tennessee State.

FORSHA'S GAME-BY-GAME STATS

Date	Opponent	UA-AT-TT	TFL	SACK	INT	PD	F/R
9/3/22	SOUTH DAKOTA	***1***-0-***1***	0.0-0	0.0-0	0	0	0/0

Bold Italics denotes career high

29

JAX DINEEN

FB • 5-10 • 244 • Sr.-3L
Lawrence, Kan. • Free State

• A physical blocking fullback who has seen time in 33 career games with 11 starts, including 7 starts in 2021 en route to Second Team All-Big 12 honors.
• Also a receiving threat as he had 4 catches vs. Oklahoma State in 2020, most by a K-State fullback since 2001 (Rock Cartwright, 6 vs. Texas Tech).
• Rated the top fullback nationally in the Class of 2019 by Rivals and ESPN, while he was No. 3 by 247Sports.
• Has 3 siblings, each of whom have played college football as **Jet** is a true FR safety for the Wildcats, while older brothers Joe Jr. and Jay were both LBs at Kansas.
• Joe Jr. is currently a graduate assistant at Illinois.
• Mother, Jodi, was a volleyball letterwinner at Kansas from 1986-89, grandfather, Ron Oelschlager, played RB at KU from 1962-64, while his great grandfather played basketball at KU for Phog Allen.

DINEEN'S GAME-BY-GAME RECEIVING

Date	Opponent	No	Yds	TD	LG
8/31/19	NICHOLLS	1	9	0	9
10/26/19	OKLAHOMA	1	5	0	5
11/23/19	at Texas Tech	1	10	0	10
9/12/20	ARKANSAS STATE*	1	24	0	***24***
10/31/20	at West Virginia	2	19	0	12
11/7/20	OKLAHOMA STATE*	***4***	***35***	0	16
9/11/21	SOUTHERN ILLINOIS	1	3	0	3
10/23/21	at Texas Tech*	1	9	0	9
11/6/21	at Kansas	1	-2	0	0
11/25/21	at Texas	1	6	0	6

*denotes game started; ***Bold Italics*** denotes career high

DINEEN'S GAME-BY-GAME RUSHING

Date	Opponent	No	Yds	TD	LG
9/11/21	SOUTHERN ILLINOIS	1	2	0	2
1/4/22	vs. LSU	4	18	0	7

*denotes game started; ***Bold Italics*** denotes career high

DINEEN'S CAREER RECEIVING STATS

YEAR	G/S	NO	YDS	AVG	TD	LG
2019	12/1	3	24	8.0	0	10
2020	9/3	7	78	11.1	0	24
2021	12/7	4	16	4.0	0	9
TOTAL	**33/11**	**14**	**118**	**8.4**	**0**	**24**

DINEEN'S CAREER RUSHING STATS

YEAR	G/S	NO	YDS	AVG	TD	LG
2021	12/7	5	20	4.0	0	7
TOTAL	**33/11**	**5**	**20**	**4.0**	**0**	**7**

29

KHALID DUKE

LB • 6-4 • 246 • Jr.-3L
Atlanta, Ga. • Riverside Military Academy

• An athletic and physical defender who can play both linebacker and defensive end.
• Started the 2022 season opener after seeing action in only 3 games last year as an injury cut his season short.
• Tallied sacks in the first 2 contests of 2021.
• Started 8 games in 2020, the first starts of his career.
• Rated the 83rd-best outside linebacker in the Class of 2019 according to ESPN.
• Earned first team all-state honors from the *Atlanta Journal Constitution* in 2018, the first by a player at his high school since 2013.

DUKE'S GAME-BY-GAME STATS

Date	Opponent	UA-AT-TT	TFL	SACK	INT	PD	F/R
9/7/19	BOWLING GREEN	1-0-1	0.0-0	0.0-0	0	0	0/***1***
11/2/19	at Kansas	2-0-2	1.0-6	***1.0-6***	0	0	0/0
11/16/19	WEST VIRGINIA	1-0-1	1.0-8	***1.0-8***	0	0	0/0
11/23/19	at Texas Tech	0-1-1	0.0-0	0.0-0	0	0	0/0
12/31/19	vs. Navy	1-1-2	1.0-4	0.0-0	0	***1***	0/0
9/26/20	at Oklahoma*	3-6-***9***	1.0-3	0.0-0	0	0	0/0
10/3/20	TEXAS TECH*	***4***-0-4	0.0-0	0.0-0	0	0	0/0
10/10/20	at TCU*	1-0-1	0.0-0	0.0-0	0	0	0/0
10/24/20	KANSAS*	2-0-2	0.0-0	0.0-0	0	0	0/0
10/31/20	at West Virginia*	2-1-3	***2.0-6***	***1.0-4***	0	0	0/0
11/7/20	OKLAHOMA ST.*	1-0-1	0.0-0	0.0-0	0	0	0/0
11/21/20	at Iowa State*	2-2-4	0.0-0	0.0-0	0	0	0/0
11/28/20	at Baylor*	2-0-2	0.0-0	0.0-0	0	0	0/0
9/4/21	vs. Stanford	2-2-4	1.0-7	***1.0-7***	0	0	0/0
9/11/21	S. ILLINOIS	1-1-2	1.0-10	***1.0-10***	0	0	0/0
9/3/22	SOUTH DAKOTA*	1-0-1	0.0-0	0.0-0	0	0	0/0

*denotes game started; ***Bold Italics*** denotes career high

DUKE'S CAREER STATS

Year	G/S	UA-AT-TT	TFL	SACK	INT	PD	F/R
2019	7/0	5-2-7	3.0-18	2.0-14	0	1	0/1
2020	9/8	17-9-26	3.0-9	1.0-4	0	0	0/0
2021	3/0	3-3-6	2.0-17	2.0-17	0	0	0/0
2022	1/1	1-0-1	0.0-0	0.0-0	0	0	0/0
TOTAL	**20/9**	**26-14-40**	**8.0-44**	**5.0-35**	**0**	**1**	**0/1**

31

JAKE CLIFTON

LB • 6-2 • 210 • Fr.-HS
Owasso, Okla • Owasso

• A true FR who saw action in the 2022 season opener.
• Viewed as the 85th-best outside linebacker in the Class of 2022 by ESPN.
• Named the 2021 District 6A1-2 co-Defensive Player of the Year as he led Owasso with 72 tackles, which included 4.0 sacks.
• Helped the Rams earn a state championship as a sophomore in 2019.

CLIFTON'S GAME-BY-GAME STATS

Date	Opponent	UA-AT-TT	TFL	SACK	INT	PD	F/R
9/3/22	SOUTH DAKOTA	***4***-0-***4***	0.0-0	0.0-0	0	0	0/0

Bold Italics denotes career high

31

DJ GIDDENS

RB • 6-1 • 212 • Fr.-RS
Junction City, Kan. • Junction City

• Saw his first-career action vs. South Dakota, scoring a TD.
• Redshirted the 2021 season after prepping at nearby Junction City HS.
• Rushed for 1,912 yards and 34 TDs during his prep career, including 1,255 yards and 30 scores as a senior in 2020.
• His rushing total in 2020 ranked as the 5th most in school history.
• Ranked among the program's top 10 in career rushing TDs (34; t2nd), total TDs (34; 4th), carries (266; 5th) and rushing yds (1,912; 7th).
• Scored 5 TDs in a game vs. Wichita East, only the 3rd player in school history to reach that mark.
• Also ran for 216 yards in the Kansas Class 6A state championship game.

GIDDENS' GAME-BY-GAME RUSHING

Date	Opponent	No	Yds	TD	LG
9/3/22	SOUTH DAKOTA	***6***	***57***	***1***	***16***

Bold Italics denotes career high

GIDDENS' GAME-BY-GAME RECEIVING

Date	Opponent	No	Yds	TD	LG
9/3/22	SOUTH DAKOTA	***1***	***3***	***0***	***3***

Bold Italics denotes career high

34

BEN SINNOTT

TE • 6-4 • 247 • So.-1L
Waterloo, Iowa • Columbus Catholic

• An athletic tight end who has played in 13 career agmes, including starts vs. OU and LSU in 2021, and vs. South Dakota in 2022.
• Scored the first TD of his career on a rush at Kansas.
• Had a career-long catch of 11 yds vs. Nevada and a career-long rush of 9 yds vs. Oklahoma.
• A 2021 First Team Academic All-Big 12 performer.
• Attended the same high school that produced K-State head coach **Chris Klieman**.

SINNOTT'S GAME-BY-GAME RECEIVING

Date	Opponent	No	Yds	TD	LG
9/18/21	NEVADA	1	11	0	***11***
1/4/22	vs. LSU*	1	4	0	4
9/3/22	SOUTH DAKOTA*	***2***	***12***	0	8

Bold Italics denotes career high

SINNOTT'S GAME-BY-GAME RUSHING

Date	Opponent	No	Yds	TD	LG
10/2/21	OKLAHOMA*	***1***	***9***	0	***9***
10/30/21	TCU	***1***	2	0	2
11/6/21	at Kansas	***1***	1	***1***	1

*denotes game started; ***Bold Italics*** denotes career high

SINNOTT'S CAREER RECEIVING STATS

YEAR	G/S	NO	YDS	AVG	TD	LG
2021	12/2	2	15	7.5	0	11
2022	1/1	2	12	6.0	0	8
TOTAL	**13/3**	**4**	**27**	**6.8**	**0**	**11**

SINNOTT'S CAREER RUSHING STATS

YEAR	G/S	NO	YDS	AVG	TD	LG
2021	12/2	3	12	4.0	1	9
TOTAL	**13/3**	**3**	**12**	**4.0**	**1**	**9**

36

HUNTER HENRY

S • 6-1 • 187 • Jr.-2L
Austin, Texas • Rice Univ.

• Has seen action in 13 games for K-State after transferring in from Rice prior to the 2020 season.
• Played in 3 games for Rice in 2019, preserving his redshirt.
• A 2021 Second Team Academic All-Big 12 performer.

HENRY'S GAME-BY-GAME STATS

Date	Opponent	UA-AT-TT	TFL	SACK	INT	PD	F/R
9/26/20	at Oklahoma	1-0-1	0.0-0	0.0-0	0	0	0/0
10/24/20	KANSAS	***2***-0-***2***	0.0-0	0.0-0	0	0	0/0
11/28/20	at Baylor	1-1-***2***	***1.0-2***	0.0-0	0	0	0/0
12/5/20	at Texas	***2***-0-***2***	0.0-0	0.0-0	0	0	0/0
9/3/22	SOUTH DAKOTA	1-1-2	0.0-0	0.0-0	0	0	0/0

Bold Italics denotes career high

HENRY'S CAREER STATS

Year	G/S	UA-AT-TT	TFL	SACK	INT	PD	F/R
2020	8/0	6-1-7	1.0-2	0.0-0	0	0	0/0
2022	1/0	1-1-2	0.0-0	0.0-0	0	0	0/0
TOTAL	**16/0**	**7-2-9**	**1.0-2**	**0.0-0**	**0**	**0**	**0/0**

38

BRENDAN MOTT

DE • 6-5 • 240 • Jr.-SQ
Iowa City, Iowa • Iowa City West

• Has seen action in 3 career games as he battled injuries throughout the 2021 season.
• Carded his first-career sack in the 2022 opener vs. South Dakota.
• Father, Joe, was an All-Big Ten defensive end at Iowa and was selected in the third round of the 1989 NFL Draft by the New York Jets, while he also played for the Green Bay Packers.

MOTT'S GAME-BY-GAME STATS

Date	Opponent	UA-AT-TT	TFL	SACK	INT	PD	F/R
10/24/20	KANSAS	1-0-1	0.0-0	0.0-0	0	0	0/0
9/3/22	SOUTH DAKOTA	***2***-0-***2***	***1.0-7***	***1.0-7***	0	0	0/0

Bold Italics denotes career high

MOTT'S CAREER STATS

Year	G/S	UA-AT-TT	TFL	SACK	INT	PD	F/R
2020	1/0	1-0-1	0.0-0	0.0-0	0	0	0/0
2022	1/0	2-0-2	1.0-7	1.0-7	0	0	0/0
TOTAL	**3/0**	**3-0-3**	**1.0-7**	**1.0-7**	**0**	**0**	**0/0**

41

AUSTIN MOORE

LB • 6-1 • 217 • Jr.-2L
Louisburg, Kan. • Louisburg

• A former in-state walk-on who has played in 21 games over the last 2-plus seasons, including starts last year at Kansas and this year vs. South Dakota.
• Led the Wildcats in tackles in the 2022 season opener
• Registered his first-career TFL vs. TCU.
• A significant contributor on kickoff coverage and the punt return unit throughout his career.
• A two-time First Team Academic All-Big 12 performer.

MOORE'S GAME-BY-GAME STATS

Date	Opponent	UA-AT-TT	TFL	SACK	INT	PD	F/R
9/26/20	at Oklahoma	0-1-1	0.0-0	0.0-0	0	0	0/0
10/24/20	KANSAS	3-0-3	0.0-0	0.0-0	0	0	0/0
9/11/21	S. ILLINOIS	1-1-2	0.0-0	0.0-0	0	0	0/0
10/23/21	at Texas Tech	1-0-1	0.0-0	0.0-0	0	0	0/0
10/30/21	TCU	2-1-3	***1.0-1***	0.0-0	0	0	0/0
11/6/21	at Kansas*	***4-1-5***	0.5-1	0.0-0	0	0	0/0
11/13/21	WEST VIRGINIA	0-1-1	0.5-1	0.0-0	0	0	0/0
11/20/21	BAYLOR	1-1-2	0.5-1	0.0-0	0	0	0/0
11/25/21	at Texas	1-0-1	0.0-0	0.0-0	0	0	0/0
1/4/22	vs. LSU	2-1-3	0.5-0	0.0-0	0	0	0/0
9/3/22	SOUTH DAKOTA*	3-2-***5***	0.5-1	0.0-0	0	0	0/0

*denotes game started; ***Bold Italics*** denotes career high

MOORE'S CAREER STATS

Year	G/S	UA-AT-TT	TFL	SACK	INT	PD	F/R
2020	7/0	3-1-4	0.0-0	0.0-0	0	0	0/0
2021	13/1	12-6-18	3.0-4	0.0-0	0	0	0/0
2022	1/1	3-2-5	0.5-1	0.0-0	0	0	0/0
TOTAL	**21/2**	**18-9-27**	**3.5-5**	**0.0-0**	**0**	**0**	**0/0**

44

CHRISTIAN MOORE

FB • 6-2 • 243 • So.-1L
Huntington Beach, Calif. • Huntington Beach

• Has seen time in 8 career games, including 4 a year ago.
• Viewed as the 41st-best tight end (H) in the Class of 2020 by ESPN.
• Hauled in 78 catches for 800 yds and 7 TDs during his prep career.
• Had a career-high 36 catches as a senior, while he recorded 5 of his TDs as a junior.

MOORE'S GAME-BY-GAME RECEIVING STATS

Date	Opponent	No	Yds	TD	LG
9/3/22	SOUTH DAKOTA	***1***	***4***	0	***4***

Bold Italics denotes career high

47

CODY STUFFLEBEAN

DE • 6-4 • 257 • So.-SQ
McPherson, Kan. • McPherson

• An in-state product who came to K-State as a tight end but transitioned to defensive end toward the latter part of the 2021 season.
• Viewed as the 88th-best athlete in the Class of 2020 by 247Sports, while ESPN rated him as a defensive end, placing him at No. 96.
• Named to the 2019 Wichita Eagle Top-11 Team and was a first team all-state performer by both the *Topeka Capital-Journal* and *Wichita Eagle* in addition to being named the league defensive MVP.

STUFFLEBEAN'S GAME-BY-GAME STATS

Date	Opponent	UA-AT-TT	TFL	SACK	INT	PD	F/R
9/3/22	SOUTH DAKOTA	***1-0-1***	0.0-0	0.0-0	0	0	0/0

Bold Italics denotes career high

52

NICK ALLEN

LB • 6-0 • 220 • Sr.-3L
Overland Park, Kan. • Blue Valley Southwest

• A former in-state walk-on who has seen time in 35 career games, including a start last season vs. Southern Illinois.
• Coming off a season-ending injury in last year's regular-season finale at Texas.
• Led the team with 6 special teams tackles in 2021, including 5 on kickoff coverage.
• Posted a career-high 10 tackles at Oklahoma State, which included seven solo stops.
• A three-time First Team Academic All-Big 12 performer.

ALLEN'S GAME-BY-GAME STATS

Date	Opponent	UA-AT-TT	TFL	SACK	INT	PD	F/R
9/7/19	BOWLING GREEN	0-0-0	0.0-0	0.0-0	0	***1***	0/0
9/28/19	at Oklahoma State	1-0-1	0.0-0	0.0-0	0	0	0/0
10/26/19	OKLAHOMA	1-0-1	0.0-0	0.0-0	0	0	0/0
11/21/20	at Iowa State	2-0-2	0.0-0	0.0-0	0	0	0/0
9/11/21	S. ILLINOIS*	1-0-1	0.0-0	0.0-0	0	0	0/0
9/18/21	NEVADA	1-0-1	0.0-0	0.0-0	0	0	0/0
9/25/21	at Oklahoma St.	***7-3-10***	***0.5-1***	0.0-0	0	0	0/0
10/30/21	TCU	3-0-3	0.0-0	0.0-0	0	0	0/***1***
11/6/21	at Kansas	3-0-3	0.0-0	0.0-0	0	0	0/0
11/13/21	WEST VIRGINIA	0-1-1	0.0-0	0.0-0	0	0	0/0
11/20/21	BAYLOR	2-0-2	0.0-0	0.0-0	0	0	0/0
9/3/22	SOUTH DAKOTA	1-0-1	0.0-0	0.0-0	0	0	0/0

*denotes game started; ***Bold Italics*** denotes career high

ALLEN'S CAREER STATS

Year	G/S	UA-AT-TT	TFL	SACK	INT	PD	F/R
2019	13/0	2-0-2	0.0-0	0.0-0	0	1	0/0
2020	9/0	2-0-2	0.0-0	0.0-0	0	0	0/0
2021	12/1	17-4-21	0.5-1	0.0-0	0	0	0/1
2022	1/0	1-0-1	0.0-0	0.0-0	0	0	0/0
TOTAL	**35/1**	**22-4-26**	**0.5-1**	**0.0-0**	**0**	**1**	**0/1**

83

WILL SWANSON

TE • 6-5 • 244 • So.-1L
Papillion, Neb. • La Vista South

• A 3rd-year member of the program who played in 4 games last year as a redshirt FR.
• Used primarily as a blocking tight end last season.
• Regarded as the 24th-best tight end (Y) in the Class of 2020 by ESPN, while he was rated No. 37 by Rivals and No. 41 by 247Sports.
• Viewed as the 3rd-best prospect in the state of Nebraska by both ESPN and 247Sports, and No. 5 by Rivals

SWANSON'S GAME-BY-GAME STATS

Date	Opponent	No	Yds	TD	LG
9/3/22	SOUTH DAKOTA	***2***	***23***	0	***18***

Bold Italics denotes career high

85

KADE WARNER

WR • 6-1 • 204 • Sr.-1L
Scottsdale, Ariz. • Univ. of Nebraska

• In his 2nd year at K-State – and 6th year overall in college football – as he transferred prior to the 2021 season after playing 3 years at Nebraska.
• Saw action in all 13 games last year, including the Texas Bowl win vs. LSU when he set a new career high with 42 yds.
• Played in 23 games with 16 starts over his 3 seasons at Nebraska.
• Was teammates at NU with current K-State QB **Adrian Martinez** and linebacker **Will Honas**.
• Selected a team captain for the 2022 season, while he was also a captain at Nebraska in 2020.
• A three-time Academic All-Big Ten honoree.
• Son of Pro Football Hall of Fame quarterback Kurt Warner, who is a current analyst on NFL Network.
• Kurt played QB at Northern Iowa from 1989 to 1993, as he was teammates with current K-State head coach **Chris Klieman**.

WARNER'S GAME-BY-GAME STATS

Date	Opponent	No	Yds	TD	LG
9/29/18	PURDUE*	2	16	0	10
10/6/18	at Wisconsin*	1	6	0	6
10/13/18	at Northwestern*	2	11	0	6
10/20/18	MINNESOTA*	1	3	0	3
11/10/18	ILLINOIS*	***4***	20	0	8
11/17/18	MICHIGAN STATE*	3	23	0	14
11/23/18	at Iowa	***4***	16	0	8
10/12/19	at Minnesota	3	38	0	***26***
11/2/19	at Purdue*	1	18	0	18
11/23/19	at Maryland*	2	14	0	12
11/29/19	IOWA*	2	31	0	20
11/7/20	at Northwestern*	2	13	0	7
11/14/20	PENN STATE*	1	13	0	13
11/27/20	at Iowa	1	9	0	9
12/12/20	MINNESOTA	1	5	0	5
9/25/21	at Oklahoma State	1	21	0	21
10/2/21	OKLAHOMA	1	4	0	4
10/16/21	IOWA STATE	1	5	0	5
10/23/21	at Texas Tech	2	35	0	***26***
10/30/21	TCU	2	19	0	12

11/6/21	at Kansas	3	36	0	19
11/13/21	WEST VIRGINIA	1	4	0	4
1/4/22	vs. LSU	3	***42***	0	25
9/3/22	SOUTH DAKOTA*	3	10	0	6

2018-20 Seasons at Nebraska

*denotes game started; ***Bold Italics*** denotes career high

WARNER'S CAREER STATS

YEAR	G/S	NO	YDS	AVG	TD	LG
2018*	8/7	17	95	5.6	0	14
2019*	7/5	8	101	12.6	0	26
2020*	8/4	5	40	8.0	0	13
2021	13/0	14	166	11.9	0	26
2022	1/1	3	10	3.3	0	6
TOTAL	**37/17**	**47**	**412**	**8.8**	**0**	**26**

** at Nebraska*

92

ELI HUGGINS

NG • 6-5 • 297 • Sr.-3L
Cumming Ga. • West Forsyth

- A career 21-game starter who is returning for his 6th season.
- Started every game last year en route to Honorable Mention All-Big 12 honors.
- Set his career high in sacks (3.0) and tied his career high in TFLs (6.0) during the 2021 season.
- A three-time Academic All-Big 12 performer who earned first-team honors each of the last 2 seasons.
- Voted a team captain for the 2022 season.
- Young brother, **Jake**, is a fullback for the Wildcats.

HUGGINS' GAME-BY-GAME STATS

Date	Opponent	UA-AT-TT	TFL	SACK	INT	PD	F/R
9/15/18	UTSA	0-1-1	0.0-0	0.0-0	0	0	0/0
9/7/19	BOWLING GREEN	2-0-2	1.0-4	0.0-0	0	0	0/0
9/14/19	at Mississippi State	0-1-1	0.0-0	0.0-0	0	0	0/0
9/28/19	at Oklahoma State	1-1-2	0.0-0	0.0-0	0	0	0/0
9/12/20	ARKANSAS STATE*	***3***-0-3	1.0-10	***1.0-10***	0	0	0/0
10/3/20	TEXAS TECH	1-0-1	1.0-1	0.0-0	0	0	0/0
10/10/20	at TCU*	1-2-3	0.5-1	0.0-0	0	0	0/0
10/24/20	KANSAS*	1-2-3	0.5-2	0.5-2	0	0	0/0
10/31/20	at West Virginia*	1-2-3	0.0-0	0.0-0	0	0	0/0
11/7/20	OKLAHOMA STATE*	2-1-3	***2.0-6***	0.0-0	0	0	0/0
11/21/20	at Iowa State*	0-1-1	0.0-0	0.0-0	0	0	0/0
11/28/20	at Baylor*	2-2-***4***	1.0-2	0.0-0	0	0	0/0
12/5/20	TEXAS*	0-1-1	0.0-0	0.0-0	0	0	0/0
9/4/21	vs. Stanford*	1-1-2	1.0-6	***1.0-6***	0	0	0/0
9/11/21	S. ILLINOIS*	1-0-1	0.0-0	0.0-0	0	0	0/0
9/18/21	NEVADA*	2-1-3	0.5-1	0.0-0	0	0	0/0
9/25/21	at Oklahoma St.*	0-1-1	0.5-2	0.0-0	0	0	0/0
10/2/21	OKLAHOMA*	2-0-2	0.0-0	0.0-0	0	0	0/0
10/16/21	IOWA STATE*	2-0-2	1.0-3	0.0-0	0	0	0/0
10/30/21	TCU*	1-1-2	0.5-1	0.0-0	0	0	0/0
11/13/21	WEST VIRGINIA*	1-2-3	1.5-9	***1.0-9***	0	0	0/0
11/25/21	at Texas*	2-0-2	1.0-1	1.0-1	0	0	0/0
1/4/22	vs. LSU*	1-2-3	0.0-0	0.0-0	0	0	0/0
9/3/22	SOUTH DAKOTA*	1-2-3	1.5-11	***1.0-10***	0	0	0/0

*denotes game started; ***Bold Italics*** denotes career high

HUGGINS' CAREER STATS

Year	G/S	UA-AT-TT	TFL	SACK	INT	PD	F/R
2018	1/0	0-1-1	0.0-0	0.0-0	0	0	0/0
2019	6/0	3-2-5	1.0-4	0.0-0	0	0	0/0
2020	9/8	11-11-22	6.0-22	1.5-12	0	0	0/0
2021	13/13	13-8-21	6.0-23	3.0-16	0	0	0/0
2022	1/1	1-2-3	1.5-11	1.0-10	0	0	0/0
TOTAL	**30/22**	**28-24-52**	**14.5-60**	**5.5-38**	**0**	**0**	**0/0**

93

JAYLEN PICKLE

DE • 6-5 • 310 • Sr.-2L
Cimarron, Kan. • Cimarron

- A big lineman to moved from defensive tackle to defensive end during K-State's transition from a 4-man front to a 3-man alignment.
- Played in every game last year with starts in each of the first 5.
- Recorded a hustle INT on a tipped ball in the flat vs. Southern Illinois, the first INT by a Wildcat interior defensive lineman since 2016 (Matt Seiwert against Missouri State).
- Set career highs in tackles (17) and TFLs (1.0) last season.

PICKLE'S GAME-BY-GAME STATS

Date	Opponent	UA-AT-TT	TFL	SACK	INT	PD	F/R
9/26/20	at Oklahoma*	0-4-***4***	0.0-0	0.0-0	0	0	0/0
10/3/20	TEXAS TECH*	0-0-0	0.0-0	0.0-0	0	***2***	0/0
10/24/20	KANSAS	1-0-1	0.0-0	0.0-0	0	1	0/0
10/31/20	at West Virginia	1-2-3	0.5-1	0.0-0	0	0	0/0
11/7/20	OKLAHOMA STATE	1-0-1	0.0-0	0.0-0	0	0	0/0
12/5/20	TEXAS	1-0-1	0.0-0	0.0-0	0	0	0/0
9/4/21	vs. Stanford*	1-1-2	0.0-0	0.0-0	0	0	0/0
9/11/21	S. ILLINOIS*	0-1-1	0.0-0	0.0-0	***1***	1	0/0
9/25/21	at Oklahoma St.*	2-0-2	0.0-0	0.0-0	0	0	0/0
10/2/21	OKLAHOMA*	1-0-1	0.0-0	0.0-0	0	0	0/0
10/23/21	at Texas Tech	3-1-***4***	0.0-0	0.0-0	0	0	0/0
10/30/21	TCU	1-0-1	0.0-0	0.0-0	0	0	0/0
11/20/21	BAYLOR	1-0-1	0.0-0	0.0-0	0	0	0/0
11/25/21	at Texas	***4***-0-***4***	1.0-2	0.0-0	0	0	0/0
1/4/22	vs. LSU	1-0-1	0.0-0	0.0-0	0	0	0/0
9/3/22	SOUTH DAKOTA	1-1-2	***1.5-2***	***1.0-2***	0	1	0/0

*denotes game started; ***Bold Italics*** denotes career high

PICKLE'S CAREER STATS

Year	G/S	UA-AT-TT	TFL	SACK	INT	PD	F/R
2020	8/2	4-6-10	0.5-1	0.0-0	0	3	0/0
2021	13/5	14-3-17	1.0-2	0.0-0	1	1	0/0
2022	1/0	1-1-2	1.5-2	1.0-2	0	1	0/0
TOTAL	**23/7**	**19-10-29**	**3.0-5**	**1.0-2**	**1**	**5**	**0/0**

97

NATE MATLACK

DE • 6-5 • 245 • So.-1L
Olathe, Kan. • Olathe East

- Played in 13 games last year, including starts in each of the final 3 games, as he earned votes for the Big 12 Defensive Freshman of the Year award.
- Also started the 2022 season opener.
- Finished 2nd on the team in sacks (3.5) and 7th in TFLs (5.5).
- Most of his damage came vs. West Virginia and Baylor when he had 2.0 TFLs, a sack and a forced fumble in each contest.
- A 2021 First Team Academic All-Big 12 performer.
- Was the first commit in the Class of 2020 as he was rated the 32nd-best weakside defensive end in the class by 247Sports, while he ranked No. 39 by Rivals.

MATLACK'S GAME-BY-GAME STATS

Date	Opponent	UA-AT-TT	TFL	SACK	INT	PD	F/R
9/18/21	NEVADA	1-1-2	0.5-4	0.5-4	0	0	0/0
10/23/21	at Texas Tech	2-1-3	1.0-6	***1.0-6***	0	0	0/0
10/30/21	TCU	1-0-1	0.0-0	0.0-0	0	0	0/0
11/6/21	at Kansas	0-1-1	0.0-0	0.0-0	0	***1***	0/0
11/13/21	WEST VIRGINIA	***4***-0-***4***	***2.0-15***	***1.0-9***	0	0	***1***/0
11/20/21	BAYLOR*	3-0-3	***2.0-15***	***1.0-12***	0	0	***1***/0
11/25/21	at Texas*	1-0-1	0.0-0	0.0-0	0	0	0/0
1/4/22	vs. LSU*	1-1-2	0.0-0	0.0-0	0	0	0/0
9/3/22	SOUTH DAKOTA*	1-0-1	1.0-4	0.0-0	0	0	0/0

Bold Italics denotes career high

MATLACK'S CAREER STATS

Year	G/S	UA-AT-TT	TFL	SACK	INT	PD	F/R
2021	13/3	13-4-17	5.5-40	3.5-31	0	1	2/0
2022	1/1	1-0-1	1.0-4	0.0-0	0	0	0/0
TOTAL	**14/4**	**14-4-18**	**6.5-47**	**3.5-31**	**0**	**1**	**2/0**

2022 SCHEDULE AND RESULTS (OVERALL: 1-0 • HOME: 1-0 • ROAD: 0-0 • NEUTRAL: 0-0 • BIG 12: 0-0)

DATE	(CFP/AP/C) OPPONENT	RESULT	SCORE	TV	ATTEND	TOP PASSER	TOP RUSHER	TOP RECEIVER	TOP TACKLER
Sept. 3	South Dakota	W	34-0	Big 12 Now	50,469	A. Martinez (11-15-0, 53)	D. Vaughn (18-126-1)	M. Knowles (3-14-0)	A. Moore (5)
Sept. 10	Missouri			ESPN2					
Sept. 17	Tulane			Big 12 Now					
Sept. 14	at 9/9 Oklahoma*								
Oct. 1	Texas Tech*								
Oct. 8	at nr/rv Iowa State*								
Oct. 22	at TCU*								
Oct. 29	12/11 Oklahoma State*								
Nov. 5	rv/18 Texas*								
Nov. 12	at 10/10 Baylor*								
Nov. 19	at West Virginia*								
Nov. 26	Kansas*								

* Big 12 Conference Game

TEAM STATISTICS

	KANSAS STATE	OPPONENTS
Scoring	34	0
Points per game	34.0	0.0
Points Off Turnovers	6	0
First Downs	19	13
Rushing	15	6
Passing	3	7
Penalty	1	0
Rushing Yardage	297	131
Yards gained rushing	329	179
Yards lost rushing	32	48
Rushing attempts	45	35
Average per rush	6.6	3.7
Average per game	297.0	131.0
TDs Rushing	4	0
Passing Yardage	95	139
Comp-Att-Int	15-19-0	18-34-1
Average per pass	5.0	4.1
Average per catch	6.3	7.7
Average per game	95.0	139.0
TDs Passing	0	0
Total offense	392	270
Total plays	64	69
Average per play	6.1	3.9
Average per game	392.0	270.0
Kick returns: #-Yards	0-0	1-35
Punt returns: #-Yards	0-17	1-2
Int returns: #-Yards	1-0	0-0
Kick return average	0.0	35.0
Punt return average	0.0	2.0
Int return average	0.0	0.0
Fumbles-Lost	1-1	3-0
Penalties-Yards	4-34	9-75
Average per game	34.0	75.0
Punts-Yards	4-171	7-274
Average per punt	42.8	39.1
Net punt average	42.8	39.1
Kickoffs-Yards	6-384	1-65
Average per kick	64.0	65.0
Net kick average	37.3	40.0
Time of possession / game	32:19	27:41
3rd-down conversion	5/14	5/16
3rd-down pct	36%	31%
4th-down conversion	1/2	0/4
4th-down pct	50%	0%
Sacks by-Yards	4-23	4-19
Misc Yards	0	0
Touchdowns scored	5	0
Field goals - attempts	0-1	0-0
On-Side kicks	0-0	0-0
Red-zone scores	(2-3) 67%	(0-1) 0%
Red-zone touchdowns	(2-3) 67%	(0-1) 0%
PAT-attempts	(4-5) 80%	(0-0) 0%
2-point conversion-attempts	(0-0) 0%	(0-0) 0%
Attendance	50469	0
Games / Avg per game	1/50469	0/0

SCORE BY QUARTERS	1ST	2ND	3RD	4TH	TOTAL
Kansas State	20	7	7	0	34
Opponents	0	0	0	0	0

RUSHING

PLAYER	GP	ATT.	GAIN	LOSS	NET	AVG.	TD	LONG	YPG
Deuce Vaughn	1	18	131	5	126	7.0	1	39	126.0
Adrian Martinez	1	13	57	18	39	3.0	1	17	39.0
DJ Giddens	1	6	57	0	57	9.5	1	16	57.0
Jake Rubley	1	5	9	7	2	0.4	0	3	2.0
Malik Knowles	1	1	75	0	75	75.0	1	75	75.0
Team	1	2	0	2	-2	-1.0	0	0	-2.0
Total	**1**	**45**	**329**	**32**	**297**	**6.6**	**4**	**75**	**297.0**
Opponents	**1**	**35**	**179**	**48**	**131**	**3.7**	**0**	**29**	**131.0**

PASSING

PLAYER	GP	EFFIC.	CMP-ATT-INT	PCT.	YARDS	TD	LG	AVG/G
Adrian Martinez	1	103.0	11-15-0	73.3	53	0	10	53.0
Jake Rubley	1	188.2	4-4-0	100.0	42	0	18	42.0
Total	**1**	**120.9**	**15-19-0**	**78.9**	**95**	**0**	**18**	**95.0**
Opponents	**1**	**81.4**	**18-34-1**	**52.9**	**139**	**0**	**22**	**139.0**

RECEIVING

PLAYER	GP	NO	YDS	AVG	TD	LONG	AVG/G
Malik Knowles	1	3	14	4.7	0	7	14.0
Kade Warner	1	3	10	3.3	0	6	10.0
Will Swanson	1	2	23	11.5	0	18	23.0
Ben Sinnott	1	2	12	6.0	0	8	12.0
Sammy Wheeler	1	1	10	10.0	0	10	10.0
Christian Moore	1	1	4	4.0	0	4	4.0
Deuce Vaughn	1	1	2	2.0	0	2	2.0
RJ Garcia II	1	1	17	17.0	0	17	17.0
DJ Giddens	1	1	3	3.0	0	3	3.0
Total	**1**	**15**	**95**	**6.3**	**0**	**18**	**95.0**
Opponents	**1**	**18**	**139**	**7.7**	**0**	**22**	**139.0**

TOTAL OFFENSE

PLAYER	GP	PLAYS	RUSH	PASS	TOTAL	AVG/G
Deuce Vaughn	1	18	126	0	126	126.0
Adrian Martinez	1	28	39	53	92	92.0
Malik Knowles	1	1	75	0	75	75.0
DJ Giddens	1	6	57	0	57	57.0
Jake Rubley	1	9	2	42	44	44.0
Team	1	0	-2	0	-2	-2.0
Total	**1**	**64**	**297**	**95**	**392**	**392.0**
Opponents	**1**	**69**	**131**	**139**	**270**	**270.0**

SCORING

			PATs						
PLAYER	TD	FGS	KICK	RUSH	RCV	PASS	DXP	SAF	PTS
Malik Knowles	1	-	-	-	-	-	-	-	6
Adrian Martinez	1	-	-	-	-	-	-	-	6
Deuce Vaughn	1	-	-	-	-	-	-	-	6
DJ Giddens	1	-	-	-	-	-	-	-	6
Desmond Purnell	1	-	-	-	-	-	-	-	6
Chris Tennant	-	0-1	4-5	-	-	-	-	-	4
Total	**5**	**0-1**	**4-5**	**0**	**0**	**0**	**0**	**0**	**34**
Opponents	**0**	**0-0**	**0-0**	**0**	**0**	**0**	**0**	**0**	**0**

PUNT RETURNS

PLAYER	NO	YDS	AVG	TD	LONG
Total	0	17	0.0	1	17
Opponents	1	2	2.0	0	2

KICKOFF RETURNS

PLAYER	NO	YDS	AVG	TD	LONG
Total	**0**	**0**	**0.0**	**0**	**0**
Opponents	**1**	**35**	**35.0**	**0**	**35**

INTERCEPTIONS

PLAYER	NO	YDS	AVG	TD	LONG
Cincere Mason	1	0.0	0.0	0	0.0
Total	**1**	**0.0**	**0.0**	**0**	**0.0**
Opponents	**0**	**0.0**	**0**	**0**	**0**

FUMBLE RETURNS

PLAYER	NO	YDS	AVG	TD	LONG
Total	**0**	**0**	**0.0**	**0**	**0**
Opponents	**1**	**0**	**0.0**	**0**	**0**

ALL-PURPOSE YARDAGE

PLAYER	G	RUSH	REC	PR	KOR	IR	TOT	AVG/G
Deuce Vaughn	1	126	2	0	0	0	128	128.0
Malik Knowles	1	75	14	0	0	0	89	89.0
DJ Giddens	1	57	3	0	0	0	60	60.0
Adrian Martinez	1	39	0	0	0	0	39	39.0
Will Swanson	1	0	23	0	0	0	23	23.0
RJ Garcia II	1	0	17	0	0	0	17	17.0
Desmond Purnell	1	0	0	17	0	0	17	17.0
Ben Sinnott	1	0	12	0	0	0	12	12.0
Sammy Wheeler	1	0	10	0	0	0	10	10.0
Kade Warner	1	0	10	0	0	0	10	10.0
Christian Moore	1	0	4	0	0	0	4	4.0
Jake Rubley	1	2	0	0	0	0	2	2.0
Team	1	-2	0	0	0	0	-2	-2.0
Total	**1**	**297**	**95**	**17**	**0**	**0**	**409**	**409.0**
Opponents	**1**	**131**	**139**	**2**	**35**	**0**	**307**	**307.0**

PUNTING

PLAYER	NO	YDS	AVG	LONG	TB	FC	I20	50+	BLKD
Ty Zentner	4	171	42.8	49	0	3	1	0	0
Total	**4**	**171**	**42.8**	**49**	**0**	**3**	**1**	**0**	**0**
Opponents	**7**	**274**	**39.1**	**61**	**0**	**3**	**1**	**2**	**1**

FIELD GOALS

PLAYER	FGM-FGA	PCT	1-19	20-29	30-39	40-49	50+	LG	BLK
Chris Tennant	0-1	0.0	0-0	0-0	0-0	0-1	0-0	0	0
Opponents	0-0	0.0	0-0	0-0	0-0	0-0	0-0	0	0

FIELD GOAL SEQUENCE

GAME	KANSAS STATE	OPPONENTS
South Dakota	43	-

( ) - Made

KICKOFFS

PLAYER	NO	YDS	AVG	TB	OB	RETN	NET	YDLN
Ty Zentner	6	384	64.0	5	0			
Total	**6**	**384**	**64.0**	**5**	**0**	**1**	**37.3**	**27**
Opponents	**1**	**65**	**65.0**	**1**	**0**	**0**	**40**	**25**

GAME-BY-GAME PASSING

ADRIAN MARTINEZ	Comp	Att	Int	Pct	Yards	TD	Long	Sack	Yds	Effic.
South Dakota	11	15	0	73.3	53	0	10	3	13	103.0
Missouri										
Tulane										
Oklahoma										
Texas Tech										
Iowa State										
TCU										
Oklahoma State										
Texas										
Baylor										
West Virginia										
Kansas										
TOTALS	**11**	**15**	**0**	**73.3**	**53**	**0**	**10**	**3**	**13**	**103.0**

JAKE RUBLEY	Comp	Att	Int	Pct	Yards	TD	Long	Sack	Yds	Effic.
South Dakota	4	4	0	100.0	42	0	18	1	6	188.2
TOTALS	**4**	**4**	**0**	**100.0**	**42**	**0**	**18**	**1**	**6**	**188.2**

GAME-BY-GAME RUSHING (NO-YDS/TDs)

PLAYER	NO-YDS/TDs	USD	MU	TUL	OU	TTU	ISU	TCU	OSU	UT	BU	WV	KU
Deuce Vaughn	18-126/1	18-126/1											
Adrian Martinez	13-39/1	13-39/1											
DJ Giddens	6-57/1	6-57/1											
Jake Rubley	5-2/0	5-2/0											
Malik Knowles	1-75/1	1-75/1											
TOTALS	**45-297/4**	**45-297/4**											

GAME-BY-GAME RECEIVING (NO-YDS/TDs)

PLAYER	NO-YDS/TDs	USD	MU	TUL	OU	TTU	ISU	TCU	OSU	UT	BU	WV	KU
Malik Knowles	3-14/0	3-14/0											
Kade Warner	3-10/0	3-10/0											
Will Swanson	2-23/0	2-23/0											
Ben Sinnott	2-12/0	2-12/0											
RJ Garcia II	1-17/0	1-17/0											
Sammy Wheeler	1-10/0	1-10/0											
Christian Moore	1-4/0	1-4/0											
DJ Giddens	1-3/0	1-3/0											
Deuce Vaughn	1-2/0	1-2/0											
TOTALS	**15-95/0**	**15-95/0**											

DEFENSIVE STATISTICS

PLAYER	GP	TACKLES SOLO	TACKLES AST	TACKLES TOTAL	TFLS NO-YDS	SACKS NO-YDS	PASS DEFENSE INT-YDS	PASS DEFENSE PBU	PASS DEFENSE QBH	FUMBLES RCV-YDS	FUMBLES FF	BLKD KICK	SA
Austin Moore	1	3	2	5	0.5-1	.	.	.	.	.	.	.	.
Jake Clifton	1	4	.	4	.	.	.	.	.	.	.	.	.
Ekow Boye-Doe	1	3	.	3	.	.	.	.	.	.	.	.	.
Desmond Purnell	1	1	2	3	0.5-0	.	.	.	.	.	.	.	.
Julius Brents	1	3	.	3	.	.	.	.	.	.	.	.	.
Eli Huggins	1	1	2	3	1.5-11	1.0-10	.	.	.	.	.	.	.
Felix Anudike-Uzomah	1	3	.	3	2.0-8	1.0-4	.	.	1	.	1	.	.
Kobe Savage	1	2	.	2	1.0-4	.	.	.	.	.	.	.	.
Hunter Henry	1	1	1	2	.	.	.	.	.	.	.	.	.
Uso Seumalo	1	2	.	2	1.0-1	.	.	.	.	.	.	.	.
Cincere Mason	1	2	.	2	.	.	1-0	.	.	.	.	.	.
Trey Krause	1	2	.	2	.	.	.	.	.	.	.	.	.
Matthew Maschmeier	1	2	.	2	.	.	.	.	.	.	.	.	.
Brendan Mott	1	2	.	2	1.0-7	1.0-7	.	.	.	.	.	.	.
Jaylen Pickle	1	1	1	2	1.5-2	1.0-2	.	1	.	.	.	.	.
Beau Palmer	1	2	.	2	.	.	.	.	.	.	.	.	.
Cody Stufflebean	1	1	.	1	.	.	.	.	.	.	.	.	.
Nickendre Stiger	1	1	.	1	.	.	.	.	.	.	.	.	.
Jace Friesen	1	1	.	1	.	.	.	.	.	.	.	.	.
Jacob Parrish	1	1	.	1	.	.	.	.	.	.	.	.	.
Daniel Green	1	1	.	1	.	.	.	.	.	.	.	.	.
Damian Ilalio	1	1	.	1	.	.	.	.	.	.	.	.	.
Nate Matlack	1	1	.	1	1.0-4	.	.	.	.	.	.	.	.
Khalid Duke	1	1	.	1	.	.	.	.	.	.	.	.	.
Gavin Forsha	1	1	.	1	.	.	.	.	.	.	.	.	.
Nick Allen	1	1	.	1	.	.	.	.	.	.	.	.	.
Drake Cheatum	1	1	.	1	.	.	.	1	.	.	.	.	.
Cartez Crook-Jones	1	1	.	1	.	.	.	.	.	.	.	.	.
Seth Porter	1	.	.	.	.	.	.	.	.	.	.	1	.
Totals	**1**	**46**	**8**	**54**	**10-38**	**4-23**	**1-0**	**2**	**1**	**0-0**	**1**	**1**	**0**
Opponents	**1**	**46**	**4**	**50**	**9-31**	**4-19**	**0-0**	**0**	**0**	**1-0**	**1**	**0**	**0**

SPECIAL TEAMS TACKLES

PLAYER	TOTAL	KO	PUNT
Matthew Maschmeier	1	1	0
TOTALS	**1**	**1**	**0**

TOP TACKLERS GAME BY GAME

PLAYER	UT-AT-TT	USD	MU	TUL	OU	TT	ISU	TCU	OSU	UT	BU	WVU	KU
Austin Moore	3-2-5	3-2-5											
Jake Clifton	4-0-4	4-0-4											
Felix Anudike-Uzomah	3-0-3	3-0-3											
Julius Brents	3-0-3	3-0-3											
Ekow Boye-Doe	3-0-3	3-0-3											
Eli Huggins	1-2-3	1-2-3											
Desmond Purnell	1-2-3	1-2-3											
Kobe Savage	2-0-2	2-0-2											
Beau Palmer	2-0-2	2-0-2											
Brendan Mott	2-0-2	2-0-2											
Cincere Mason	2-0-2	2-0-2											
Uso Seumalo	2-0-2	2-0-2											
Matthew Maschmeier	2-0-2	2-0-2											
Trey Krause	2-0-2	2-0-2											

GAME-BY-GAME TACKLES FOR LOSS

PLAYER	TFL-Yds	USD	MU	TUL	OU	TT	ISU	TCU	OSU	UT	BU	WVU	KU
Felix Anudike-Uzomah	2.0-8	2.0-5											
Eli Huggins	1.5-11	1.5-11											
Jaylen Pickle	1.5-2	1.5-2											
Brendan Mott	1.0-7	1.0-7											
Kobe Savage	1.0-4	1.0-4											
Nate Matlack	1.0-4	1.0-4											
Uso Seumalo	1.0-1	1.0-1											
Austin Moore	0.5-1	0.5-1											
Desmond Purnell	0.5-0	0.5-0											
TOTAL	**10-38**	**10-38**											

GAME-BY-GAME SACKS

PLAYER	SACK-Yds	USD	MU	TUL	OU	TT	ISU	TCU	OSU	UT	BU	WVU	KU
Eli Huggins	1.0-10	1.0-10											
Brendan Mott	1.0-7	1.0-7											
Felix Anudike-Uzomah	1.0-4	1.0-4											
Jaylen Pickle	1.0-2	1.0-2											
TOTAL	**4-23**	**4-23**											

GAME-BY-GAME SUMMARIES

GAME	Final Score	Score By Quarter 1	2	3	4 (OT)	First Downs Ru	Pa	Pn	Tot	Rushing Att	Yds	TD	Passing C-A-I	Yds	TD	Total Offense Att	Yds	Punting No-Avg	Fumbles No-Lost	Penalty No-Yds	Third Downs	Total ToP
South Dakota	0	0	0	0	0	6	7	0	13	35	131	0	18-34-1	139	0	69	270	7-39.1	3-0	9-75	5-16	27:41
K-State	34	20	7	7	0	15	3	1	19	45	297	4	15-19-0	95	0	64	392	5-40.4	1-0	4-34	5-14	32:19
Missouri K-State																						
Tulane K-State																						
K-State Oklahoma																						
Texas Tech K-State																						
K-State Iowa State																						
K-State TCU																						
Oklahoma State K-State																						
Texas K-State																						
K-State Baylor																						
K-State West Virginia																						
Kansas K-State																						

GAME-BY-GAME STARTERS

OFFENSE

Opponent	WR	LT	LG	C	RG	RT	TE	QB	FB	RB	WR
South Dakota	Knowles	Leveston	Beebe	Gillum	Poitier	Duffie	Sinnott	Martinez	Warner (wr)	Vaughn	Brooks
Missouri											
Tulane											
Oklahoma											
Texas Tech											
Iowa State											
TCU											
Oklahoma State											
Texas											
Baylor											
West Virginia											
Kansas											

DEFENSE

OPPONENT	DE	NG	DE	SLB	MLB	WLB	CB	SS	JS	FS	CB
South Dakota	Anudike-Uzomah	Huggins	Matlack	Duke	Green	Moore	Brents	Savage	Cheatum	Payne	Boye-Doe
Missouri											
Tulane											
Oklahoma											
Texas Tech											
Iowa State											
TCU											
Oklahoma State											
Texas											
Baylor											
West Virginia											
Kansas											

TURNOVER CHART

GAME	TAKEAWAYS FUM	INT	TOT	GIVEAWAYS FUM	INT	TOT	DIFF.	K-STATE PTS OFF	OPP PTS OFF
South Dakota	0	1	1	0	0	0	+1	7	0
Missouri									
Tulane									
Oklahoma									
Texas Tech									
Iowa State									
TCU									
Oklahoma State									
Texas									
Baylor									
West Virginia									
Kansas									
TOTAL	**0**	**1**	**1**	**0**	**0**	**0**	**+1**	**7**	**0**
AVG. PER GAME	**0.00**	**1.00**	**1.00**	**0.00**	**0.00**	**0.00**	**+1.00**	**7.0**	**0.0**

SCORING DRIVES

KANSAS STATE

OPPONENT	QTR	TD	FG	PLAYER(S)	PLAY	PL	YDS	TIME
South Dakota	1	X		Malik Knowles	75 yd run	1	75	0:10
	1	X		Desmond Purnell	17 yd blkd punt return	–	–	–
	1	X		Deuce Vaughn	39 yd run	5	63	1:28
	2	X		Adrian Martinez	6 yd run	8	78	3:28
	3	X		DJ Giddens	12 yd run	11	63	4:55

OPPONENTS

OPPONENT	QTR	TD	FG	PLAYER(S)	PLAY	PL	YDS	TIME

DRIVE SUPERLATIVES

	KANSAS STATE	OPPONENT
Most Plays/Result	11/TD vs. South Dakota	14/Downs by South Dakota
Most Yards/Result	78/TD vs. South Dakota	71/Downs by South Dakota
Most Time/Result	4:59/Missed FG vs. South Dakota	4:52/Downs by South Dakota

AVERAGE STARTING FIELD POSITION

	Total Drives	Total Yd. Line	Average Field Pos.	Started in Opp.	Total Scores	TD	FG	MFG	Punts	Downs	To	Clock	Total Off. Points
K-State	12	335	Own 28	0	4	4	0	1	5	1	0	1	27
Opponents	13	355	Own 27	0	0	0	0	0	7	4	1	1	0

DRIVE CHART (NO. OF DRIVES/TD/FG)

Drive Start Result	1-9 NO/TD/FG	10-19 NO/TD/FG	20-29 NO/TD/FG	30-39 NO/TD/FG	40-49 NO/TD/FG	50+ NO/TD/FG
South Dakota	2/0/0	0/0/0	4/2/0	4/2/0	2/0/0	0/0/0
Missouri						
Tulane						
Oklahoma						
Texas Tech						
Iowa State						
TCU						
Oklahoma State						
Texas						
Baylor						
West Virginia						
Kansas						

3-AND-OUT

	Kansas State 3-and-Out/Drives	Opponent 3-and-Out/Drives
South Dakota	4/12	5/13
Missouri		
Tulane		
Oklahoma		
Texas Tech		
Iowa State		
TCU		
Oklahoma State		
Texas		
Baylor		
West Virginia		
Kansas		

SCORING DRIVE ANALYSIS

	KANSAS STATE		OPPONENTS	
Yardage	TD	FG	TD	FG
No Drive	1	0	0	0
Minus Yds.	0	0	0	0
0-9	0	0	0	0
10-19	0	0	0	0
20-29	0	0	0	0
30-39	0	0	0	0
40-49	0	0	0	0
50-59	0	0	0	0
60-69	2	0	0	0
70-79	2	0	0	0
80-89	0	0	0	0
90-99	0	0	0	0

GAME OPENING DRIVES

	KANSAS STATE			OPPONENTS		
Opponent	Pts.	1st Dns.	Yds.	Pts.	1st Dns.	Yds.
South Dakota	7	1	75	0	0	9
Missouri						
Tulane						
Oklahoma						
Texas Tech						
Iowa State						
TCU						
Oklahoma State						
Texas						
Baylor						
West Virginia						
Kansas						

SECOND HALF OPENING DRIVES

	KANSAS STATE			OPPONENTS		
Opponent	Pts.	1st Dns.	Yds.	Pts.	1st Dns.	Yds.
South Dakota	7	4	63	0	0	-1
Missouri						
Tulane						
Oklahoma						
Texas Tech						
Iowa State						
TCU						
Oklahoma State						
Texas						
Baylor						
West Virginia						
Kansas						

3RD-DOWN CONVERSIONS (INCLUDES 3RD-AND-GOAL SITUATIONS)

BY QUARTER	1	2	3	4	TOTAL
KANSAS STATE	**3-5**	**0-3**	**1-3**	**1-3**	**5-14**
PCT.	**.600**	**.000**	**.333**	**.333**	**.357**
Opponents	0-3	2-5	1-4	2-4	5-16
PCT.	.000	.400	.250	.500	.313

BY YARDAGE	1-3	4-6	7-10	11+	TOTAL
KANSAS STATE	**4-7**	**1-3**	**0-3**	**0-1**	**5-14**
PCT.	**.571**	**.333**	**.000**	**.000**	**.357**
Opponents	2-3	1-4	2-3	0-6	5-16
PCT.	.667	.250	.667	.000	.313

WHO CONVERTS FOR K-STATE: Martinez 2, Vaughn 1, Knowles 1, Rubley 1.

RED ZONE

Opponent	Score	Times Inside Opp. 20	Times Scored	Total Pts	Total TDs	Rush TDs	Pass TDs	FGs Made	FGA	<---------- Failed to score inside opp. 20 ----------> Downs	Int	Fumb	Half	Game
South Dakota	34-0	3	2	14	2	2	0	0	1	0	0	0	0	0
Missouri														
Tulane														
Oklahoma														
Texas Tech														
Iowa State														
TCU														
Oklahoma State														
Texas														
Baylor														
West Virginia														
Kansas														
K-State	**34-0**	**3**	**2**	**14**	**2**	**2**	**0**	**0**	**1**	**0**	**0**	**0**	**0**	**0**
Opponents	**0-34**	**1**	**0**	**0**	**0**	**0**	**0**	**0**	**0**	**1**	**0**	**0**	**0**	**0**

Season Percentage - Overall: 2 of 3 (66.7%)
Season Percentage - Touchdowns: 2 of 3 (66.7%)
Season Percentage - Field Goals: 0 of 3 (0.0%)

20-PLUS YARD PLAYS

YARDS	TYPE	PLAYER(S)	OPPONENT	QTR
75*	Run	Malik Knowles	South Dakota	1
39*	Run	Deuce Vaughn	South Dakota	1
25	Run	Deuce Vaughn	South Dakota	3

BY PLAY
Pass....0
Rush....3
Kickoff Return....0
Punt Return....0
Interception Return....0

BY GAME
South Dakota....3

BY QUARTER
1st....2
2nd....0
3rd....1
4th....0

RUSHING
Deuce Vaughn....2
Malik Knowles....1

PASSING
None

RECEIVING
None

KICKOFF RETURN
None

PUNT RETURN
None

INTERCEPTION RETURN
None

OPPONENT 20-YARD PLAYS

Pass – 22 (Carson Camp to Jack Martens, South Dakota)
Rush – 35 (Travis Theis, South Dakota)
Kickoff Return – 35 (Wesley Eliodor, South Dakota)
Punt Return – None
Interception Return – None
Fumble Return – None

SUPERLATIVES

TEAM

K-State High	K-State Team Low		Opponent High	Opponent Low
34 vs. South Dakota	–	**Points**	–	0, South Dakota
392 vs. South Dakota	–	**Total Offense**	–	270, South Dakota
64 vs. South Dakota	–	**Plays**	–	69, South Dakota
6.1 vs. South Dakota	–	**Yards Per Play**	–	3.9, South Dakota
19 vs. South Dakota	–	**First Downs**	–	13, South Dakota
5 vs. South Dakota	–	**3rd Down Conversions**	–	5, South Dakota
35.7 vs. South Dakota	–	**3rd Down Percentage** (Min. 5 Att)	–	31.3, South Dakota
297 vs. South Dakota	–	**Rushing Yards**	–	131, South Dakota
45 vs. South Dakota	–	**Rushes**	–	35, South Dakota
6.6 vs. South Dakota	–	**Yards Per Carry**	–	3.7, South Dakota
4 vs. South Dakota	–	**Rushing Touchdowns**	–	0, South Dakota
95 vs. South Dakota	–	**Passing Yards**	–	139, South Dakota
19 vs. South Dakota	–	**Passing Attempts**	–	34, South Dakota
15 vs. South Dakota	–	**Completions**	–	18, South Dakota
–	–	**Passing Touchdowns**	–	–
78.9 vs. South Dakota	–	**Completion Percentage** (Min. 10 Att)	–	52.9, South Dakota
121.0 vs. South Dakota	–	**Passing Efficiency** (Min. 10 Att)	–	81.4, South Dakota
–	–	**Field Goals**	–	–
40.4 vs. South Dakota	–	**Punting Average** (Min. 3 Att)	–	39.1, South Dakota
29 vs. South Dakota	–	**Punt Return Yards**	–	2, South Dakota
–	–	**Kickoff Return Yards**	–	35, South Dakota
4 vs. South Dakota	–	**Sacks By**	–	4, South Dakota
10 vs. South Dakota	–	**TFLs By**	–	9, South Dakota
1 vs. South Dakota	–	**Interceptions By**	–	0, South Dakota
4 vs. South Dakota	–	**Penalties**	–	9, South Dakota
34 vs. South Dakota	–	**Penalty Yards**	–	75, South Dakota
–	–	**Turnovers**	–	1, South Dakota

INDIVIDUAL

K-State High		Opponent High
126, Deuce Vaughn vs. South Dakota	**Rushing Yards**	84, Shomari Lawrence, South Dakota
18, Deuce Vaughn vs. South Dakota	**Rushes**	14, Shomari Lawrence, South Dakota
7.0, Deuce Vaughn vs. South Dakota	**Yards Per Carry** (Min. 10 Att)	6..0, Shomari Lawrence, South Dakota
75, Malik Knowles vs. South Dakota	**Long Rush**	29, Travis Theis, South Dakota
75, Malik Knowles vs. South Dakota	**Longest Touchdown Rush**	–
1, three players	**Rushing Touchdowns**	–
53, Adrian Martinez vs. South Dakota	**Passing Yards**	139, Carson Camp, South Dakota
15, Adrian Martinez vs. South Dakota	**Passing Attempts**	34, Carson Camp, South Dakota
11, Adrian Martinez vs. South Dakota	**Completions**	18, Carson Camp, South Dakota
18, Jake Rubley vs. South Dakota	**Longest Pass**	22, Carson Camp, South Dakota
–	**Longest Touchdown Pass**	–
–	**Passing Touchdowns**	–
73.3, Adrian Martinez vs. South Dakota	**Completion Percentage** (Min. 10 Att)	52.9, Carson Camp, South Dakota
103.0, Adrian Martinez vs. South Dakota	**Passing Efficiency** (Min. 10 Att)	81.4, Carson Camp, South Dakota
23, Will Swanson, South Dakota	**Receiving Yards**	35, Jack Martens, South Dakota
3, Malik Knowles and Kade Warner vs. South Dakota	**Receptions**	3, three players
4.7, Malik Knowles vs. South Dakota	**Yards Per Catch** (Min. 3 Rec)	10.7, JJ Galbreath, South Dakota
18, Will Swanson vs. South Dakota	**Long Catch**	22, Jack Martens, South Dakota
–	**Longest Touchdown Catch**	–
–	**Receiving Touchdowns**	–
126, Deuce Vaughn vs. South Dakota	**Total Offense**	130, Carson Camp, South Dakota
128, Deuce Vaughn vs. South Dakota	**All-Purpose Yards**	90, Shomari Lawrence, South Dakota
–	**Field Goals**	–
–	**Longest Field Goal**	–
5, Ty Zentner vs. South Dakota	**Punts**	6, John Bickle, South Dakota
40.4, Ty Zentner vs. South Dakota	**Punting Average** (Min. 3 Att)	45.7, John Bickle, South Dakota
49, Ty Zentner vs. South Dakota	**Longest Punt**	61, John Bickle, South Dakota
17, Desmond Purnell vs. South Dakota	**Longest Punt Return**	2, Carter Bell, South Dakota
–	**Longest Kickoff Return**	35, Wesley Eliodor, South Dakota
5, Austin Moore vs. South Dakota	**Tackles**	10, Brock Mogensen, South Dakota
4, Jake Clifton vs. South Dakota	**Solo Tackles**	9, Brock Mogensen, South Dakota
2.0, Felix Anudike-Uzomah vs. South Dakota	**Tackles for Loss**	3.0, Michael Scott, South Dakota
1.0, four players	**Sacks**	2.0, Michael Scott, South Dakota
1, Drake Cheatum and Jaylen Pickle vs. South Dakota	**Passes Broken Up**	–
1, Cincere Mason vs. South Dakota	**Interceptions**	–
–	**Longest Interception Return**	–

GAME ONE

SOUTH DAKOTA	0	0	0	0	-	0
rv/rv **K-STATE**	20	7	7	0	-	34

Sept. 3 | Bill Snyder Family Stadium | Manhattan, Kan. | 6:026 p.m. | Att: 50,469

TEAM STATISTICS

	USD	K-STATE
FIRST DOWNS	**13**	**19**
Rushing	6	15
Passing	7	3
Penalty	0	1
NET YARDS RUSHING	**131**	**297**
Rushing Attempts	35	45
Average Per Rush	3.7	6.6
Rushing Touchdowns	0	4
Yards Gained Rushing	179	329
Yards Lost Rushing	48	32
NET YARDS PASSING	**139**	**95**
Completions-Attempts-Int	18-34-1	15-19-0
Average Per Attempt	4.1	5.0
Average Per Completion	7.7	6.3
Passing Touchdowns	0	0
TOTAL OFFENSE YARDS	**270**	**392**
Total offense plays	69	64
Average Gain Per Play	3.9	6.1
Fumbles: Number-Lost	**3-0**	**1-0**
Penalties: Number-Yards	**9-75**	**4-34**
PUNTS-YARDS	**7-274**	**5-202**
Average Yards Per Punt	39.1	40.4
Net Yards Per Punt	39.1	40.0
Inside 20	1	1
50+ Yards	2	0
Touchbacks	0	0
Fair catch	3	3
KICKOFFS-YARDS	**1-65**	**6-384**
Average Yards Per Kickoff	65.0	64.0
Net Yards Per Kickoff	40.0	37.3
Touchbacks	1	4
Punt returns: Number-Yards-TD	**1-2-0**	**1-29-1**
Average Per Return	2.0	29.0
Kickoff returns: Number-Yds-TD	**1-35-0**	**0-0-0**
Average Per Return	35.0	0.0
Interceptions: Number-Yds-TD	**0-0-0**	**1-0-0**
Fumble Returns: Number-Yds-TD	**0-0-0**	**0-0-0**
Possession Time	**27:41**	**32:19**
1st Quarter	5:42	9:18
2nd Quarter	7:02	7:58
3rd Quarter	7:48	7:12
4th Quarter	7:09	7:51
Third-Down Conversions	**5 of 16**	**5 of 14**
Fourth-Down Conversions	**0 of 4**	**1 of 2**
Red-Zone Scores-Chances	**0-1**	**2-3**
Touchdowns	0-1	2-3
Field goals	0-1	0-3
Sacks By: Number-Yards	**4-19**	**4-23**
PAT Kicks	**0-0**	**4-5**
Field Goals	**0-0**	**0-1**

▶ Game Notes

• The attendance for tonight's season opener was 50,469... It was the first sellout for K-State since the 2019 Oklahoma game (50,394)... The 2019 season – which was the first for head coach **Chris Klieman** – had three sellouts as the Baylor (50,448) and Nicholls (51,189) contests were also sellouts... The game against Nicholls was Klieman's first at the helm of the Wildcats.

• K-State shut out South Dakota, as it was the Wildcats' first shutout since the 2019 Bowling Green contest... It was K-State's first shutout in a season opener since also blanking South Dakota, 34-0, in 2015.

• K-State scored its first touchdown 10 seconds into the game on a 75-yard run by wide receiver **Malik Knowles**... It was the fastest score in a game in school history... The previous fastest was an 11-second score against Louisiana Tech in 1988... The previous record for a season-opening score was 12 seconds on a Morgan Burns kickoff return against South Dakota in 2015... It was the first time K-State scored on its first offensive play since a 68-yard touchdown from Skylar Thompson to Dalton Schoen against West Virginia in 2019... Knowles' 75-yard rush tied for the 12th-longest run in school history, a mark he also had at Baylor in 2020.

• **Seth Porter** blocked South Dakota's second punt of the evening, which **Desmond Purnell** scooped up and returned 17 yards for a touchdown... It was the second-straight season K-State had a blocked punt for a touchdown, as the Wildcats had one last year against West Virginia... It is the first time K-State had a blocked punt for a touchdown in consecutive seasons since 2007 and 2008.

WILDCATS BLANK SOUTH DAKOTA IN OPENER

MANHATTAN, Kan. – Kansas State didn't waste any time in getting the fireworks started on its 2022 football season.

It took all of 10 seconds.

Wide receiver Malik Knowles took a handoff and darted 75 yards for a touchdown on the very first play from scrimmage, the fastest opening score in K-State history, and Preseason All-American Deuce Vaughn rushed for 126 yards and one touchdown, as the Wildcats rolled to a 34-0 victory over South Dakota in front of a sellout crowd of 50,469 at Bill Snyder Family Stadium.

K-State, 1-0, outgained South Dakota, 0-1, 393 to 270 overall, and stormed to a 27-0 halftime lead with three rushing touchdowns and another off a blocked punt. The Wildcats, who returned 13 starters and seethed with momentum after a dominant win over LSU in the Texas Bowl, appeared dominant from the start in an opening contest that was never in question ahead of an anticipated contest against former Big 12 Conference member Missouri.

A total of 66 different K-State players saw action as the Wildcats substituted as the game wore on over the final two quarters.

Adrian Martinez completed 11 of 15 passes for 53 yards and added 39 yards on 13 carries and a six-yard touchdown on the ground in his debut in the Wildcats' offense under first-year offensive coordinator Collin Klein. The 6-foot-2, 225-pound transfer from Nebraska completed passes to six different targets, including Knowles, who had three catches for 14 yards. Martinez was efficient, didn't commit a turnover, and managed the game well for his first game in a purple uniform.

Redshirt freshman Jake Rubley played the entire fourth quarter and appeared poised in the pocket during the first action of his career. Rubley went 4 of 4 for 43 yards.

K-State's experienced defense was largely effective as defensive coordinator Joe Klanderman utilized the 3-3-5 alignment throughout the contest. Felix Anudike-Uzomah, the Preseason Big 12 Defensive Player of the Year, recorded the Wildcats' first sack of the season early in the first quarter. Safety Cincere Mason recorded the first interception of the season for the Wildcats late in the first quarter.

It wasn't until Carson Camp completed a 13-yard pass to Javion Phelps with 8:29 left in the third quarter that South Dakota reached 100 yards in total offense. However, the Coyotes saw their 11-play drive end with fourth-down incompletion.

The Coyotes threatened late when they reached the red zone on their final drive of the game, but Cartez Crook-Jones stuffed Mike Mansaray at the four-yard line on fourth down to preserve the shutout.

While K-State recorded its first shutout since 2019, the Wildcats enjoyed their first opening-play touchdown since against West Virginia in 2019.

Martinez handed the ball off to Knowles, who ran around the left side. Vaughn sprung him with a block. And Knowles raced down the Wildcats sideline as cheers swept through the stadium during the march into history.

K-State's previous fastest opening score came in an 11-second score against Louisiana Tech in 1988.

Soon after, the special teams punt-block unit enjoyed a victory of its own when Seth Porter swept in and blocked a South Dakota punt and Desmond Purnell scooped up the football and returned in 17 yards for a touchdown with 8:14 left in the first quarter. Amazingly, it marked the Wildcats' 126th non-offensive touchdown since 1999, which leads the FBS over the span. Alabama ranks second with 118 non-offensive touchdowns.

Vaughn scored his first touchdown of the season when he raced around the right side, cut inside, and weaved 39 yards into the end zone with 49 seconds remaining in the quarter for a 20-0 lead.

SCORING SUMMARY

Team	Qtr/Time	Scoring Play	Conversion	Plays-Yds-TOP	Score
KS	1st/14:50	Knowles 75 yd run	Tennant kick	1-75-0:10	0-7
KS	1st/8:14	Purnell 17 yd blkd punt return	Tennant kick	–	0-14
KS	1st/0:49	Vaughn 39 yd run	Tennant kick missed	6-63-1:28	0-20
KS	2nd/5:49	Martinez 6 yd run	Tennant kick	8-78-3:28	0-27
KS	3rd/8:43	Giddens 12 yd run	Tennant kick	11-63-4:55	0-34

STATISTICAL LEADERS

▶ South Dakota

Rushing	Att	Yds	TD	Lg	Avg
Lawrence	14	84	0	17	6.0
Theis	11	56	0	29	5.1
Mansaray	3	14	0	9	4.7
Camp	6	-9	0	9	-1.5

Passing	C-A-I	Yds	TD	Lg	Sack
Camp	18-34-1	139	0	22	4

Receiving	Rec	Yds	TD	Lg
Galbreath	3	32	0	19
Phelps	3	25	0	13
Goehring	3	19	0	9
Martens	2	35	0	22
Bell	2	18	0	13
Theis	2	-2	0	2
lawrence	1	6	0	6

▶ Kansas State

Rushing	Att	Yds	TD	Lg	Avg
Vaughn	18	126	1	39	7.0
Knowles	1	75	1	75	75.0
Giddens	6	57	1	16	9.5
Martinez	13	39	1	17	3.0
Rubley	5	2	0	3	0.4

Passing	C-A-I	Yds	TD	Lg	Sack
Martinez	11-15-0	53	0	10	3
Rubley	4-4-0	42	0	18	1

Receiving	Rec	Yds	TD	Lg
Knowles	3	14	0	7
Warner	3	10	0	6
Swanson	2	23	0	18
Sinnott	2	12	0	8
Garcia II	1	17	0	17
Wheeler	1	10	0	10
Moore	1	4	0	4

SCORING

All Games

Scored 40 or more points ..... 42, vs. LSU (1/4/2022)
Scored 50 or more points ..... 55, vs. Kansas (10/24/2020)
Scored 60 or more points ..... 63, vs. Florida Atlantic (9/17/2016)
Scored 70 or more points ..... 76, vs. Ball State (9/16/2000)

Was held to 10 or fewer points ..... 10, vs. Baylor (11/20/2021)
Was held to 7 or fewer points ..... 0, at Iowa State (11/21/2020)
Was shut out ..... at Iowa State (11/21/2020)
Was shut out in a half ..... 2nd half, at Texas (11/26/2021)
Was shut out in back-to-back games ..... at Kansas, 0-28 and vs. Nebraska, 0-12 (1975)

Allowed 40 or more points ..... 69, vs. Texas (12/5/2020)
Allowed 50 or more points ..... 69, vs. Texas (12/5/2020)
Allowed 60 or more points ..... 69, vs. Texas (12/5/2020)
Allowed 70 or more points ..... 73, at Nebraska (11/10/2007)
Allowed a safety ..... at Iowa State (10/29/2016)
Allowed a two-point conversion ..... Jalen Hurts to CeeDee Lamb, vs. Oklahoma (10/26/2019)

Held an opponent to 10 or fewer points ..... 0, vs. South Dakota (9/3/2022)
Held an opponent to 7 or fewer points ..... 0, vs. South Dakota (9/3/2022)
Shut out an opponent ..... vs. South Dakota (9/3/2022)
Shut out an opponent in a half ..... Both Halves, vs. South Dakota (9/3/2022)
Back-to-back shutouts ..... vs. Akron, 67-0; vs. N. Illinois, 44-0; vs. Missouri, 30-0 (1995)

Largest deficit overcome for a win ..... 21 points
at #3 Oklahoma, 14-35 in 3rd quarter (9/26/2020)
vs. Iowa State, 14-35 in 3rd quarter (11/21/2015)
at Missouri, 0-21 in 2nd quarter (11/6/2004)
vs. Oklahoma State, 0-21 in 2nd quarter (10/23/1999)
vs. Iowa State, 7-28 in 3rd quarter (9/25/1999)
Overtime game ..... at Texas Tech; W, 42-35 (11/4/2017)
Come-from-behind win (trailing in 4th Q) ..... vs. Texas Tech, [21-17], won 31-21 (10/3/2020)

Home Games

Scored 40 or more points ..... 55, vs. Kansas (10/24/2020)
Scored 50 or more points ..... 55, vs. Kansas (10/24/2020)
Scored 60 or more points ..... 63, vs. Florida Atlantic (9/17/2016)
Scored 70 or more points ..... 76, vs. Ball State (9/16/2000)

Was held to 10 or fewer points ..... 10, vs. Baylor (11/20/2021)
Was held to 7 or fewer points ..... 6, vs. TCU (10/14/2017)
Was shutout ..... vs. Oklahoma (10/17/2015)
Was shut out in a half ..... 1st half, vs. Kansas (11/10/2018)
Was shutout in back-to-back games ..... vs. Nebraska, 0-41 and vs. Oklahoma, 0-27 (1965)

Allowed 40 or more points ..... 69, vs. Texas (12/5/2020)
Allowed 50 or more points ..... 69, vs. Texas (12/5/2020)
Allowed 60 or more points ..... 69, vs. Texas (12/5/2020)
Allowed 70 or more points ..... 75, vs. Oklahoma (10/23/1971)

Held an opponent to 10 or fewer points ..... 0, vs. South Dakota (9/3/2022)
Held an opponent to 7 or fewer points ..... 0, vs. South Dakota (9/3/2022)
Shut out an opponent ..... 0, vs. South Dakota (9/3/2022)
Shut out an opponent in a half ..... Both Halves, vs. South Dakota (9/3/2022)
Back-to-back shutouts ..... vs. Akron, 67-0; vs. N. Illinois, 44-0; vs. Missouri, 30-0 (1995)

Away/Neutral Games

Scored 40 or more points ..... 42, vs. LSU (1/4/2022)
Scored 50 or more points ..... 55, at West Virginia (10/20/2012)
Scored 60 or more points ..... 64, at Kansas (11/2/2002)
Scored 70 or more points ..... 75, at Drury (10/17/1910)

Was held to 10 or fewer points ..... 0, at Iowa State (11/21/2020)
Was held to 7 or fewer points ..... 0, at Iowa State (11/21/2020)
Was shut out ..... at Iowa State (11/21/1920)
Was shut out in a half ..... 2nd half, at Texas (11/26/2021)
Was shut out in back-to-back games ..... at LSU, 0-21 and at Tulsa, 0-3 (1980)

Allowed 40 or more points ..... 45, at Iowa State (11/21/2020)
Allowed 50 or more points ..... 51, at Oklahoma (10/27/2018)
Allowed 60 or more points ..... 66, at Texas Tech (10/10/2009)
Allowed 70 or more points ..... 73, at Nebraska (11/10/2007)

Held an opponent to 10 or fewer points ..... 10, at Kansas (11/6/2021)
Held and opponent to 7 or fewer points ..... 7, vs. Stanford (9/4/2021)
Shut out an opponent ..... at Iowa State (11/8/2003)
Shut out an opponent in a half ..... 2nd Half, at Texas Tech (10/23/2021)
Back-to-back shutouts ..... at Kansas, 64-0 and at Missouri, 38-0 (2002)

vs. AP TOP-25 OPPONENTS

Defeated a ranked opponent ..... at #3 Oklahoma, 38-35 (9/26/2020)
Defeated a ranked opponent at home ..... vs. #5 Oklahoma, 48-41 (10/26/2019)
Defeated a ranked opponent on the road/neutral site ..... at #3 Oklahoma, 38-35 (9/26/2020)
Defeated a ranked opponent in consec. chances ..... vs. #24 OSU and vs. #23 UT (2012)
Defeated a ranked opponent in 3 consec. chances ..... at #6 Oklahoma; at #13 West Virginia; vs. #15 Texas Tech; vs. #24 Oklahoma; vs. #23 Texas (2012)

Lost to a ranked opponent ..... vs. #11 Baylor, 20-10 (11/20/2021)
Lost to a ranked opponent at home ..... vs. #11 Baylor, 20-10 (11/20/2021)
Lost to a ranked opponent on the road/neutral site ..... at #17 Iowa State, 45-0 (11/21/2020)

K-STATE TEAM OFFENSE

Total Offense

Had 400 yards or more total offense ..... 442 (183 rush/259 pass), vs. LSU (1/4/2022)
Had 500 yards or more total offense ..... 504 (242 rush/262 pass), at Kansas (11/6/2021)
Had 600 yards or more total offense ..... 658 (305 rush/353 pass), vs. North Texas (9/24/2005)

Consec. gms. with 500-plus yards of offense ..... 573, vs. Nicholls and 521, vs. Bowling Green (2019)
Four consc. gms with 500-plus yards of offense ..... 573 vs. Iowa State; 566 at Kansas; 518 at Baylor; 512 vs. Nebraska (1998)

Was held to 300 or fewer yards total offense ..... 293 (228 rush/65 pass), at Texas (11/26/2021)
Was held to 200 or fewer yards total offense ..... 149 (73 rush/76 pass), at Iowa State (11/21/2020)
Was held to 100 or fewer yards total offense ..... 86 (25 rush/61 pass), vs. NU (10/5/1996)

Rushing Yards

Had 250 or more rushing yards ..... 297, vs. South Dakota (9/3/2022)
Had 300 or more rushing yards ..... 342, at Kansas (11/2/2019)
Had 400 or more rushing yards ..... 415, vs. Nebraska (11/16/2002)

Was held to 100 or fewer rushing yards ..... 81, at Texas Tech (10/23/2021)
Was held to 50 or fewer rushing yards ..... 46, vs. Navy (12/31/2019)
Was held to negative rushing yards ..... -12, vs. Texas Tech (8/31/1996)

Rushing Touchdowns

Had 3 or more rushing touchdowns ..... 4, vs. South Dakota (9/3/2022)
Had 4 or more rushing touchdowns ..... 4, vs. South Dakota (9/3/2022)
Had 5 or more rushing touchdowns ..... 5, vs. Bowling Green (9/7/2019)

Was held without a rushing touchdown ..... vs. Oklahoma (10/2/2021)
Was held without a rushing touchdown in consec. games ..... vs. South Dakota and Mississippi State (2018)

Passing Yards

Had 350 or more passing yards ..... 400, at West Virginia (11/20/2014)
Had 400 or more passing yards ..... 400, at West Virginia (11/20/2014)
Had 450 or more passing yards ..... 486, vs. Oklahoma (10/25/2008)

Was held to 200 or fewer passing yards ..... 95, vs. South Dakota (9/3/2022)
Was held to 150 or fewer passing yards ..... 95, vs. South Dakota (9/3/2022)
Was held to 100 or fewer passing yards ..... 95, vs. South Dakota (9/3/2022)

Passing Touchdowns

Had 3 or more passing touchdowns ..... 3, vs. LSU (1/4/2022)
Had 4 or more passing touchdowns ..... 4, vs. Central Arkansas (9/2/2017)

Was held without a passing touchdown ..... vs. South Dakota (9/3/2022)
Was held without a passing TD in consec. games ..... vs. Baylor & at Texas (2021)

First Downs

Had 25 or more first downs ..... 25, vs. Bowling Green (9/7/2019)
Had 30 or more first downs ..... 33, vs. Nicholls (8/31/2019)
Had 35 or more first downs ..... 37, vs. Iowa State (10/24/1998)

Had 15 or fewer first downs ..... 13, at Texas (11/26/2021)
Had 10 or fewer first downs ..... 9, at Iowa State (11/21/2020)
Had 5 or fewer first downs ..... 3, at Colorado (10/24/1992)

Turnovers

Lost 3 or more fumbles ..... 3, at Mississippi State (9/14/2019)
Lost 4 or more fumbles ..... 4, vs. Eastern Kentucky (9/3/2011)
Lost 5 or more fumbles ..... 5, vs. USC (9/21/2002)

Threw 3 or more interceptions ..... 3, at West Virginia (10/31/2020)
Threw 4 or more interceptions ..... 4, vs. Purdue (12/29/1998)
Threw 5 or more interceptions ..... 5, vs. Iowa (9/10/1988)
Did not throw an interception ..... vs. South Dakota (9/3/2022)
Did not throw an INT in consec. games ..... 3, at Texas (11/26/2021), vs. LSU (1/4/2022) and vs. South Dakota (9/3/2022)

Committed 5 or more turnovers ..... 5, at Oklahoma State (10/5/2013)
Committed 6 or more turnovers ..... 6, at Kansas (11/18/2006)
Did not commit a turnover ..... vs. South Dakota (9/3/2022)
Did not commit a turnover in consec. games ..... 3, at Texas (11/26/2021), vs. LSU (1/4/2022) and vs. South Dakota (9/3/2022)

Time of Possession

Had 35:00 or more time of possession ..... 35:30, at Texas Tech (10/23/2021)
Had 36:00 or more time of possession ..... 38:03, at Kansas (11/2/2019)
Had 37:00 or more time of possession ..... 38:03, at Kansas (11/2/2019)
Had 38:00 or more time of possession ..... 38:03, at Kansas (11/2/2019)
Had 39:00 or more time of possession ..... 42:52, vs. Bowling Green (9/7/2019)
Had 40:00 or more time of possession ..... 42:52, vs. Bowling Green (9/7/2019)

Had 23:00 or less of time of possession ..... 22:47, vs. Central Arkansas (9/2/2017)
Had 22:00 or less of time of possession ..... 18:34, at Louisville (9/17/2008)
Had 21:00 or less of time of possession ..... 18:34, at Louisville (9/17/2008)
Had 20:00 or less of time of possession ..... 18:34, at Louisville (9/17/2008)

Penalties

Had 8 or more penalties ..... 8, vs. LSU (1/4/2022)
Had 10 or more penalties ..... 12, at Texas Tech (10/23/2021)
Had 12 or more penalties ..... 12, at Texas Tech (10/23/2021)
Had 15 or more penalties ..... 16, vs. Missouri State (9/15/2007)

Had 5 or less penalties ..... 4, vs. South Dakota (9/3/2022)
Had 3 or less penalties ..... 1, at Texas (11/26/2021)
Did not commit a penalty ..... 0, vs. Texas (9/29/2018)

Penalty Yards

Had 75 or more penalty yards ..... 93 (12 pen.) at Texas Tech (10/23/2021)
Had 100 or more penalty yards ..... 108 (13 pen.) at Oklahoma (9/26/2020)
Had 125 or more penalty yards ..... 129 (13 pen.) vs. South Dakota (9/1/2018)
Had 150 or more penalty yards ..... 162 (16 pen.) vs. Missouri State (9/15/2007)

Had 40 or less penalty yards ..... 34, vs. South Dakota (9/3/2022)
Had 20 or less penalty yards ..... 14, at Texas (11/26/2021)
Had 10 or less penalty yards ..... 10, vs. West Virginia (11/13/2021)
Did not have any penalty yards ..... 0, vs. Texas (9/29/2018)

K-STATE INDIVIDUAL RUSHING

Attempts

Had 25 or more rushing attempts ..... 25, Deuce Vaughn vs. West Virginia (11/13/2021)
Had 30 or more rushing attempts ..... 32, Alex Barnes vs. Texas Tech (11/17/2017)
Had 35 or more rushing attempts ..... 35, Collin Klein vs. Texas A&M (11/12/2011)
Had 40 or more rushing attempts ..... 42, Darren Sproles vs. Western Kentucky (9/4/2004)

Yards

Rushed for 100 or more yards ..... 126, Deuce Vaughn vs. South Dakota (9/3/2022)
Rushed for 150 or more yards ..... 162, Deuce Vaughn at Kansas (11/6/2021)
Rushed for 200 or more yards ..... 250, Alex Barnes at Baylor (10/6/2018)
Rushed for 100 or more yards (QB) ..... 125, Will Howard vs. Oklahoma State (11/7/2020)
Rushed for 150 or more yards (QB) ..... 170, Jesse Ertz at TCU (12/3/2016)
Had two 100-yard rushers ..... 158, Alex Delton and 117, Alex Barnes vs. UCLA (12/26/2017)

Consec. 100-yard rushing games ..... 7, Deuce Vaughn 109 vs. TCU (10/30/2021), 162 at KU (11/6/2021), 121 vs. WVU (11/13/2021), 128 vs. BU (11/20/2021), 143 at UT (11/26/2021), 146 vs. LSU (1/4/2022) and 126 vs. USD (9/3/2022)
Consec. 150-yard rushing games ..... 2, Alex Barnes 250 at Baylor (10/6/2018) and 181 vs. Oklahoma State (10/13/2018)
Consec. 175-yard rushing games ..... 2, Alex Barnes 250 at Baylor (10/6/2018) and 181 vs. Oklahoma State (10/13/2018)
Consec. 200-yard rushing games ..... 2, Darren Sproles 273 vs. Missouri (11/22/2003) and 235 vs. Oklahoma (12/6/2003)

Had a run of 50 or more yards ..... 75 (TD), Malik Knowles vs. South Dakota (9/3/2022)
Had a run of 60 or more yards ..... 75 (TD), Malik Knowles vs. South Dakota (9/3/2022)
Had a run of 70 or more yards ..... 75 (TD), Malik Knowles vs. South Dakota (9/3/2022)
Had a run of 80 or more yards ..... 80 (TD), Deuce Vaughn at Kansas (11/6/2021)
Had a run of 90 or more yards ..... 95 (TD), John Hubert vs. Missouri State (9/1/2012)

Touchdowns

Rushed for 3 or more touchdowns ..... 3, Deuce Vaughn vs. LSU (1/4/2022)
Rushed for 4 or more touchdowns ..... 4, Skylar Thompson vs. Oklahoma (10/26/2019)
Rushed for 5 or more touchdowns ..... 5, Collin Klein vs. Texas A&M (11/12/2011)
Had two players rush for two or more touchdowns ..... 4, Alex Barnes and 2, Winston Dimel at Baylor (11/19/2016)

K-STATE INDIVIDUAL PASSING

Attempts

Had 30 or more pass attempts ..... 30, Skylar Thompson at Texas Tech (10/23/2021)
Had 35 or more pass attempts ..... 41, Skylar Thompson vs. Oklahoma (10/2/2021)
Had 40 or more pass attempts ..... 41, Skylar Thompson vs. Oklahoma (10/2/2021)
Had 45 or more pass attempts ..... 48, Jake Waters vs. UCLA (1/2/2015)
Had 50 or more pass attempts ..... 50, Collin Klein at Baylor (11/17/2012)

Completions

Had 20 or more pass completions ..... 21, Skylar Thompson vs. LSU (1/4/2022)
Had 25 or more pass completions ..... 29, Skylar Thompson vs. Oklahoma (10/2/2021)
Had 30 or more pass completions ..... 31, Jake Waters vs. UCLA (1/2/2015)
Had 35 or more pass completions ..... 36, Josh Freeman at Oklahoma State (10/20/2007)

Yards

Threw for 250 or more yards ..... 259, Skylar Thompson vs. LSU (1/4/2022)
Threw for 300 or more yards ..... 306, Skylar Thompson at Texas Tech (10/23/2021)
Threw for 350 or more yards ..... 400, Jake Waters at West Virginia (11/20/2014)
Threw for 400 or more yards ..... 400, Jake Waters at West Virginia (11/20/2014)

Consec. 200-yard passing games ..... 5, Skylar Thompson 320 vs. Oklahoma (10/2/2021), 206 vs. Iowa State (10/16/2021), 306 at Texas Tech (10/23/2021), 242 vs. TCU (10/30/21) and 244 at Kansas (11/6/2021)
Consec. 250-yard passing games ..... 2, Skylar Thompson 259 vs. Arkansas State (9/12/2020) and 334 at Oklahoma (9/26/20)
Consec. 300-yard passing games ..... 2, Jake Waters 300 at Baylor (12/6/2014) and 338 vs. UCLA (1/2/2015)

Had a pass of 50 or more yards....68 (TD), Skylar Thompson at Kansas (11/6/2021)
Had a pass of 60 or more yards....68 (TD), Skylar Thompson at Kansas (11/6/2021)
Had a pass of 70 or more yards....73 (TD), Skylar Thompson vs. TCU (10/30/2020)
Had a pass of 80 or more yards.... 82 (TD), Jesse Ertz at Texas (10/7/2017)
Had a pass of 90 or more yards....90 (TD), Jake Waters vs. Oklahoma (11/23/2013)

Touchdowns

Threw 2 or more touchdowns.... 3, Skylar Thompson vs. LSU (1/4/2022)
Threw 3 or more touchdowns.... 3, Skylar Thompson vs. LSU (1/4/2022)
Threw 4 or more touchdowns....4, Jesse Ertz vs. Central Arkansas (9/2/2017)
Non-QB threw a touchdown pass.... Alex Barnes (RB) vs. Iowa State (11/25/2017)

Interceptions

Threw 3 or more interceptions ....3, Will Howard at West Virginia (10/31/2020)
Threw 4 or more interceptions ....4, Michael Bishop vs. Purdue (12/29/1998)
Threw 5 or more interceptions ....5, Carl Straw vs. Iowa (9/10/1988)

K-STATE INDIVIDUAL RECEIVING

Receptions

Had 8 or more receptions ....10, Deuce Vaughn vs. Oklahoma (10/2/2021)
Had 10 or more receptions ....10, Deuce Vaughn vs. Oklahoma (10/2/2021)
Had 12 or more receptions .... 13, Tyler Lockett vs. UCLA (1/2/2015)
Had 14 or more receptions ....14, Tyler Lockett at Baylor (12/6/2014)

Yards

Had 100 or more receiving yards ....104, Deuce Vaughn vs. Oklahoma (10/2/2021)
Had 125 or more receiving yards ....129, Deuce Vaughn at Oklahoma (9/26/2020)
Had 150 or more receiving yards .... 166, Byron Pringle at Oklahoma State (11/18/2017)
Had 175 or more receiving yards .... 196, Tyler Lockett at West Virginia (11/20/2014)
Had 200 or more receiving yards ....278, Tyler Lockett vs. Oklahoma (11/23/2013)
Had two 100-yard receivers....121, Byron Pringle and 118, Isaiah Harris vs. UCA (9/2/2017)

Consec. 100-yard receiving games .... 2, Isaiah Zuber
144 vs. UTSA (9/15/2018) and 133 at West Virginia (9/22/2018)
Consec. 125-yard receiving games .... 2, Isaiah Zuber
144 vs. UTSA (9/15/2018) and 133 at West Virginia (9/22/2018)
Consec. 150-yard receiving games ....2, Tyler Lockett
158 at Baylor (12/6/2014) and 164 vs. UCLA (1/2/2015)
Consec. 175-yard rushing games....2, Tyler Lockett
196 at TCU (11/8/2014) and 196 at West Virginia (11/20/2014)

Had a reception of 50 or more yards....68 (TD), Malik Knowles at Kansas (11/6/2021)
Had a reception of 60 or more yards....68 (TD), Malik Knowles at Kansas (11/6/2021)
Had a reception of 70 or more yards.... 73 (TD), Daniel Imatorbhebhe vs. TCU (10/30/2021)
Had a reception of 80 or more yards....82 (TD), Dalton Schoen at Texas (10/7/2017)
Had a reception of 90 or more yards....90 (TD), Tyler Lockett vs. Oklahoma (11/23/2013)

Touchdowns

Had 2 or more touchdown receptions .... 2, Malik Knowles vs. LSU (1/4/2022)
Had 3 or more touchdown receptions ....3, Byron Pringle at Oklahoma State (11/18/2017)
Had two players with 2 or more touchdown receptions .... 2, Tyler Lockett and 2, Curry Sexton
vs. Texas Tech (10/4/2014)

K-STATE MISCELLANEOUS OFFENSE

Have two 100-yard rushers and a 100-yard receiver....Jesse Ertz (170 rush),
Justin Silmon (133 rush) and Byron Pringle (126 rec) at TCU (12/3/2016)
Have a 100-yard rusher and two 100-yard receivers....Jake Waters (105 rush),
Curry Sexton (128 rec) and Tyler Lockett (125 rec) vs. Texas Tech (10/4/2014)
Have a 100-yard rusher, 100-yard receiver and 300-yard passer .... James Johnson (129 rush)
Jordy Nelson (125 rec), Deon Murphy (106 rec) and Josh Freeman (320 pass) at NU (11/10/2007)
Have a player with 300 yards passing and 100 yards rushing .... Michael Bishop
(341 pass/101 rush) vs. Texas A&M (12/5/1998)
Have a player with 100 yards passing and rushing ....Will Howard (125 rush/143 pass)
vs. Oklahoma State (11/7/2020)
Have a player with 300 or more yards of total offense.... 311, Skylar Thompson (320 pass/-9 rush)
vs. Oklahoma (10/2/2021)
Have a player with 400 or more yards of total offense....413, Jake Waters (400 pass/13 rush)
at West Virginia (11/20/2014)
Have a player with 300 or more all-purpose yards....321, Tyler Lockett
(196 rec/66 pr/59 kr) at West Virginia (11/20/2014)
Have a player with 6 or more touchdowns responsible for ....7, Collin Klein
(3 pass/4 rush) at West Virginia (10/20/2012)
Have a player with 4 or more touchdowns scored ....4, Deuce Vaughn
(3 rush, 1 rec) vs. LSU (1/4/2022)

Game-winning TD with less than 1:00 ....0:00, S. Thompson to I. Zuber vs. Iowa St. (11/25/2017)
Game-winning TD in overtime ....Byron Pringle at Texas Tech (11/4/2017)
Walk-off TD in overtime .... Collin Klein vs. Texas A&M (11/12/2011)
Two-point Conversion ....Chabastin Taylor at TCU (10/10/2020)
TD on an offensive fumble recovery ....Tramaine Thompson (0 yds) vs. Texas A&M (11/12/2011)

K-STATE TEAM DEFENSE

Total Defense

Allow 250 or fewer total yards .... 233 (39 rush/194 pass), vs. Stanford (9/4/2021)
Allow 200 or fewer total yards ....140 (61 rush/79 pass), vs. Bowling Green (9/7/2019)
Allow 150 or fewer total yards ....140 (61 rush/79 pass), vs. Bowling Green (9/7/2019)
Allow 100 or fewer total yards ....53 (46 rush/5 pass), vs. Ball State (9/16/2000)

Allow 450 or more total yards ....481 (137 rush/344 pass), at Oklahoma State (9/25/2021)
Allow 500 or more total yards ....608 (334 rush/274 pass), vs. Texas (12/5/2020)
Allow 550 or more total yards ....608 (334 rush/274 pass), vs. Texas (12/5/2020)
Allow 600 or more total yards ....608 (334 rush/274 pass), vs. Texas (12/5/2020)

Rushing Defense

Allowed 100 or fewer rushing yards....77, vs. West Virginia (11/13/2021)
Allowed 50 or fewer rushing yards.... 25, vs. Nevada (9/18/2021)
Allowed 10 or fewer rushing yards.... 10, vs. Eastern Kentucky (9/3/2011)
Allowed negative rushing yards ....-13, vs. Texas A&M (10/17/2009)

Allowed 250 or more rushing yards....334, vs. Texas (12/5/2020)
Allowed 300 or more rushing yards....334, vs. Texas (12/5/2020)
Allowed 350 or more rushing yards.... 373, at Oklahoma State (9/28/2019)
Allowed 400 or more rushing yards.... 451 vs. Nebraska (10/7/2010)

Rushing Touchdown Defense

Did not allow a rushing touchdown....vs. South Dakota (9/3/2022)
Did not allow a rushing touchdown in consec. games.... 2, at Kansas (11/6/2021)
and vs. West Virginia (11/13/2021)

Allowed 3 or more rushing touchdowns.... 3, at Texas Tech (10/23/2021)
Allowed 4 or more rushing touchdowns....7, vs. Texas (12/5/2020)
Allowed 5 or more rushing touchdowns....7, vs. Texas (12/5/2020)

Passing Defense

Allowed 200 or fewer passing yards.... 139, vs. South Dakota (9/3/2022)
Allowed 100 or fewer passing yards.... 98, vs. Navy (12/31/2019)
Allowed 50 or fewer passing yards....5, vs. Ball State (9/16/2000)

Allowed 350 or more passing yards....387, at Oklahoma (9/26/2020)
Allowed 400 or more passing yards....425, at Oklahoma State (11/18/2017)
Allowed 450 or more passing yards....457, vs. Oklahoma State (11/5/2016)

Passing Touchdown Defense

Did not allow a passing touchdown....vs. South Dakota (9/3/2022)
Did not allow a passing touchdown in consec. games.... at Texas Tech (10/23/2021) and
vs. TCU (10/30/2020)

Allowed 3 or more passing touchdowns.... 3, vs. LSU (1/4/2022)
Allowed 4 or more passing touchdowns....4, at Oklahoma (9/26/2020)
Allowed 5 or more passing touchdowns....5, vs. Arkansas State (9/12/2020)

Tackles for Loss

Recorded 8 or more TFLs ..... 10, vs. South Dakota (9/3/2022)
Recorded 10 or more TFLs ..... 10, vs. South Dakota (9/3/2022)
Recorded 11 or more TFLs ..... 13, at Baylor (11/28/2020)
Recorded 12 or more TFLs ..... 13, at Baylor (11/28/2020)
Recorded 13 or more TFLs ..... 13, at Baylor (11/28/2020)
Recorded 14 or more TFLs ..... 14, vs. Baylor (11/1/2003)
Did not have a TFL ..... at Iowa State (10/13/2012)

Sacks

Recorded 4 or more sacks ..... 4.0, vs. South Dakota (9/3/2022)
Recorded 6 or more sacks ..... 7.0, at Baylor (11/28/2020)
Recorded 7 or more sacks ..... 7.0, at Baylor (11/28/2020)
Recorded 8 or more sacks ..... 8.0, vs. Baylor (11/1/2003)
Recorded 9 or more sacks ..... 9.0, at Kansas (10/7/2000)
Did not have a sack ..... vs. LSU (1/4/2022)

Forced Turnovers

Recovered 3 or more fumbles ..... 3, vs. Iowa State (11/21/2015)
Recovered 4 or more fumbles ..... 4, vs. Iowa State (11/21/2015)
Recovered 5 or more fumbles ..... 5, at Kansas (11/2/2002)

Intercepted 3 or more interceptions ..... 3, at Oklahoma (9/26/2020)
Intercepted 4 or more interceptions ..... 4, vs. Texas Tech (10/4/2014)
Intercepted 5 or more interceptions ..... 5, vs. Texas (11/6/2010)

Forced 5 or more turnovers ..... 6, at Kansas (11/30/2013)
Forced 6 or more turnovers ..... 6, at Kansas (11/30/2013)

First Downs Allowed

Allowed 15 or fewer first downs ..... 13, vs. South Dakota (9/2/2022)
Allowed 10 or fewer first downs ..... 10, vs. Iowa State (11/30/2019)
Allowed 5 or fewer first downs ..... 5, vs. Bowling Green (9/7/2019)

Allowed 25 or more first downs ..... 25 (8r/14p/3pn), at Oklahoma State (9/25/2021)
Allowed 30 or more first downs ..... 32 (15r/15p/2pn), at Oklahoma (10/27/2018)
Allowed 35 or more first downs ..... 38 (17r/19p/2pn), at Baylor (10/6/2018)

Team Defensive Miscellaneous

Scored a safety ..... at Texas Tech (10/23/2021)
Scored two safeties ..... at Nebraska (11/12/2005)
Scored two safeties in one quarter ..... at Nebraska; 3rd quarter (11/12/2005)

K-STATE INDIVIDUAL DEFENSE

Tackles

Had 10 or more tackles ..... 11, Ross Elder vs. LSU (1/4/2022)
Had 12 or more tackles ..... 13, Daniel Green at Baylor (11/28/2020)
Had 13 or more tackles ..... 13, Daniel Green at Baylor (11/28/2020)
Had 14 or more tackles ..... 14, D.J. Reed at Iowa State (10/29/2016)
Had 15 or more tackles ..... 17, Charmeachealle Moore vs. West Virginia (12/5/2015)

Tackles for Loss

Had 3 or more tackles for loss ..... 3.0, Daniel Green vs. Baylor (11/20/2021)
Had 4 or more tackles for loss ..... 4.0, Felix Anudike-Uzomah vs. TCU (10/30/2021)
Had 5 or more tackles for loss ..... 5.0, Ian Campbell vs. Illinois State (9/2/2006)

Sacks

Had 2 or more sacks ..... 4.0, Felix Anudike-Uzomah vs. TCU (10/30/2021)
Had 3 or more sacks ..... 4.0, Felix Anudike-Uzomah vs. TCU (10/30/2021)
Had 4 or more sacks ..... 4.0, Felix Anudike-Uzomah vs. TCU (10/30/2021)

Interceptions

Intercepted 2 or more passes ..... 2, Kevion McGee at Iowa State (11/24/2018)
Intercepted 3 or more passes ..... 3, Allen Chapman vs. Oklahoma State (11/3/2012)
Intercepted 4 or more passes ..... 4, Jaime Mendez vs. Temple (9/26/1992)

Pass Breakups

Had 3 or more pass breakups ..... 3, Russ Yeast vs. West Virginia (11/13/2021)
Had 4 or more pass breakups ..... 4, Justin Gardner at TCU (10/10/2020)
Had 5 or more pass breakups ..... 6, Terence Newman at Oklahoma (9/29/2001)

Fumbles

Forced 2 or more fumbles ..... 2, Felix Anudike-Uzomah vs. TCU (10/30/2021)
Recovered 2 or more fumbles ..... 2, Ian Campbell vs. Baylor (10/27/2007)

Scoring

TD on an interception return ..... Justin Gardner (24 yards) vs. Kansas (10/24/2020)
TD on a fumble return ..... Jonathan Alexander (25 yards) vs. Nicholls (8/31/2019)
Safety via tackle in end zone ..... Felix Anudike-Uzomah at Texas Tech (10/23/2021)

K-STATE INDIVIDUAL SPECIAL TEAMS

Kickoff Returns

Had 150 or more KOR yards ..... 152, D.J. Reed at Kansas (10/28/2017)
Had 200 or more KOR yards ..... 201, Morgan Burns vs. West Virginia (12/5/2015)

TD on a kickoff return ..... Malik Knowles (93 yds) vs. Oklahoma (10/2/2021)
Had 2 or more KOR touchdowns ..... 2, Brandon Banks (91 and 92 yds) vs. Tenn. Tech (9/26/2009)
Had KOR touchdowns in consec. games ..... 2, Malik Knowles (99 yds) at Oklahoma State and (93 yds) vs. Oklahoma (2021)
Had a KOR touchdown to open a game ..... Joshua Youngblood (93 yds) vs. Iowa State (11/30/2019)

Punt Returns

Had 75 or more punt return yards ..... 189, Phillip Brooks vs. Kansas (10/24/2020)
Had 100 or more punt return yards ..... 189, Phillip Brooks vs. Kansas (10/24/2020)
Had 125 or more punt return yards ..... 189, Phillip Brooks vs. Kansas (10/24/2020)
Had 150 or more punt return yards ..... 189, Phillip Brooks vs. Kansas (10/24/2020)

TD on a punt return ..... Desmond Purnell (17 yds [blkd]) vs. South Dakota (9/3/2022)
2 TDs on a punt returns ..... Phillip Brooks (55 yds and 52 yds) vs. Kansas (10/24/2020)
Had punt return TDs in consec. games ..... 2, Aaron Lockett (69 yds) vs. Louisiana Tech and (84 yds) vs. Ball State (2000)
Had punt return TDs in 3 consec. games ..... 3, David Allen (63 yds) vs. Indiana State; (69 yds) vs. Northern Illinois; (93 yds) vs. Texas (1998)

Field Goals/PATs

Had 3 or more field goals ..... 3, Blake Lynch at Texas Tech (11/23/2019)
Had 4 or more field goals ..... 4, Blake Lynch vs. Texas Tech (11/17/2018)
Had 5 or more field goals ..... 5, Jamie Rheem at Texas (10/2/1999)
Game-winning FG with less than one minute ..... 0:03 (42 yds), Jack Cantele vs. ISU (11/21/2015)

Made a 47-yd FG or longer ..... 51, Chris Tennant at Texas (11/26/2021)
Made a 48-yd FG or longer ..... 51, Chris Tennant at Texas (11/26/2021)
Made a 49-yd FG or longer ..... 51, Chris Tennant at Texas (11/26/2021)
Made a 50-yd FG or longer ..... 51, Chris Tennant at Texas (11/26/2021)
Made a 51-yd FG or longer ..... 51, Chris Tennant at Texas (11/26/2021)
Made a 52-yd FG or longer ..... 53, Blake Lynch at TCU (10/10/2020)
Made a 53-yd FG or longer ..... 53, Blake Lynch at TCU (10/10/2020)
Made a 54-yd FG or longer ..... 54, Matthew McCrane at Texas (10/7/2017)
Made a 55-yd FG or longer ..... 55, Jeff Snodgrass vs. North Texas (9/24/2005)

Made 5 or more PATs ..... 6, Ty Zentner vs. LSU (1/4/2022)
Made 6 or more PATs ..... 6, Ty Zentner vs. LSU (1/4/2022)
Made 7 or more PATs ..... 7, Blake Lynch vs. Kansas (10/24/2020)
Made 8 or more PATs ..... 9, Matthew McCrane vs. Florida Atlantic (9/17/2016)

Blocked Kicks/Onside Kick

Blocked an extra point ..... Jordan Willis at Oklahoma State (10/3/2015)
Blocked a field goal ..... Wyatt Hubert at TCU (10/10/2020)
Blocked a punt ..... Seth Porter vs. South Dakota (9/3/2022)
Had 2 or more blocked kicks ..... 2, Raphael Guidry (2 FGs) at Texas Tech (10/15/2011)
TD on blocked field goal ..... Kip Daily (65 yds) at Oklahoma State (10/5/2013)
TD on blocked punt return ..... Desmond Purnell (17 yds) vs. South Dakota (9/3/2022)
Defensive extra point ..... Nigel Malone (68-yd blocked XP return) vs. Arkansas (1/6/2012)
Recovered an onside kick ..... Jayd Kirby at Stanford (9/2/2016)

OPPONENT INDIVIDUAL RUSHING

Attempts

Had 25 or more rushing attempts ..... 31, Roschon Johnson, Texas (11/26/2021)
Had 30 or more rushing attempts ..... 31, Roschon Johnson, Texas (11/26/2021)

Yards

Rushed for 100 or more yards ..... 179, Roschon Johnson, Texas (11/26/2021)
Rushed for 150 or more yards ..... 179, Roschon Johnson, Texas (11/26/2021)
Rushed for 200 or more yards ..... 213, Malcolm Perry, Navy (12/31/2019)
Had two 100-yard rushers ..... 221, Kylin Hill and 159, Nick Fitzgerald, Miss. State (9/8/2018)

Had a run of 60 or more yards ..... 61, Kendre Miller, TCU (10/30/2021)
Had a run of 70 or more yards ..... 75 (TD), Breece Hall, Iowa State (10/16/2021)
Had a run of 80 or more yards ..... 84 (TD), Chuba Hubbard, Oklahoma State (9/28/2019)
Had a run of 90 or more yards ..... 91 (TD), David Thompson, Oklahoma State (11/18/1995)

Touchdowns

Rushed for 3 or more touchdowns ..... 3, Bijan Robinson and Roschon Johnson, Texas (12/5/2020)
Rushed for 4 or more touchdowns ..... 4, Taylor Martinez, Nebraska (10/7/2010)
Had two players rush for 2 or more TDs ..... 3, Bijan Robinson and Roschon Johnson, Texas (12/5/2020)

OPPONENT INDIVIDUAL PASSING

Attempts

Had 30 or more pass attempts ..... 34, Carson Camp, South Dakota (9/3/2022)
Had 40 or more pass attempts ..... 45, Jarret Doege, West Virginia (11/13/2021)
Had 45 or more pass attempts ..... 45, Jarret Doege, West Virginia (11/13/2021)
Had 50 or more pass attempts ..... 56, Austin Simmons, South Dakota (9/1/2018)

Completions

Had 20 or more pass completions ..... 27, Jarret Doege, West Virginia (11/13/2021)
Had 25 or more pass completions ..... 27, Jarret Doege, West Virginia (11/13/2021)
Had 30 or more pass completions ..... 31, Charlie Brewer, Baylor (11/28/2020)
Had 40 or more pass completions ..... 45, Patrick Mahomes, Texas Tech (10/8/2016)

Yards

Threw for 250 or more yards ..... 268, Jarret Doege, West Virginia (11/13/2021)
Threw for 300 or more yards ..... 344, Spencer Sanders, Oklahoma State (9/25/2021)
Threw for 350 or more yards ..... 387, Spencer Rattler, Oklahoma (9/26/2020)
Threw for 400 or more yards ..... 425, Mason Rudolph, Oklahoma State (11/18/2017)

Had a pass of 50 or more yards ..... 52, Spencer Sanders, Oklahoma State (9/25/2021)
Had a pass of 60 or more yards ..... 60, Brock Purdy, Iowa State (11/30/2019)
Had a pass of 70 or more yards ..... 70 (TD), Jalen Hurts, Oklahoma (10/26/2019)
Had a pass of 80 or more yards ..... 82 (TD), Kyler Murray, Oklahoma (10/27/2018)
Had a pass of 90 or more yards ..... 95 (TD), Carter Stanley, Kansas (11/26/2016)

Touchdowns

Threw 3 or more touchdowns ..... 3, Jontre Kirklin, LSU (1/4/2022)
Threw 4 or more touchdowns ..... 4, Spencer Rattler, Oklahoma (9/26/2020)

OPPONENT INDIVIDUAL RECEIVING

Receptions

Had 8 or more receptions ..... 9, Tay Martin, Oklahoma State (9/25/2021)
Had 10 or more receptions ..... 10, David Sills V, West Virginia (9/22/2018)
Had 12 or more receptions ..... 13, Gary Jennings Jr., West Virginia (11/11/2017)
Had 14 or more receptions ..... 15, Sterling Shepard, Oklahoma (10/18/2014)

Yards

Had 100 or more receiving yards ..... 100, Tay Martin, Oklahoma State (9/25/2021)
Had 150 or more receiving yards ..... 160, CeeDee Lamb, Oklahoma (10/27/2018)
Had 200 or more receiving yards ..... 233, Steven Sims, Kansas (10/28/2017)
Had two 100-yard receivers ..... 110, Devin Duvernay/110, Collin Johnson, Texas (11/9/2019)

Touchdowns

Had 2 or more touchdown receptions ..... 2, Marvin Mims, Oklahoma (9/26/2020)
Had 3 or more touchdown receptions ..... 3, Jonathan Adams, Arkansas State (9/12/2020)
Had 2 players with 2 or more TD catches ..... Ka'Raun White (2) and David Sills V (2), WVU (11/11/2017)

OPPONENT INDIVIDUAL DEFENSE

Tackles

Had 10 or more tackles ..... 10, Brock Mogensen, South Dakota (9/3/2022)
Had 12 or more tackles ..... 12, Chris Brown, Texas (12/5/2020)
Had 13 or more tackles ..... 15, Tony Fields II, West Virginia (10/31/2020)
Had 14 or more tackles ..... 15, Tony Fields II, West Virginia (10/31/2020)
Had 15 or more tackles ..... 15, Tony Fields II, West Virginia (10/31/2020)

Tackles for Loss

Had 3 or more tackles for loss ..... 3.0, Michael Scott, South Dakota (9/3/2022)
Had 4 or more tackles for loss ..... 4.0, James Lynch, Baylor (10/5/2019)

Sacks

Had 2 or sacks ..... 2.0, Michael Scott, South Dakota (9/3/2022)
Had 3 or sacks ..... 3.0, Gabe Hall, Baylor (11/20/2021)
Had 4 or sacks ..... 4.0, Mike Mamula, Boston College (12/25/1994)

Interceptions/Pass Breakups

Intercepted 2 or more passes ..... 2, Zack Sanches, Oklahoma (10/17/2015)
Had 3 or more pass breakups ..... 5, Dreshun Miller, West Virginia (10/31/2020)
Had 4 or more pass breakups ..... 5, Dreshun Miller, West Virginia (10/31/2020)

Fumbles

Forced 2 or more fumbles ..... 2, Will McDonald, Iowa State (11/21/2020)
Recovered 2 or more fumbles ..... 2, Jacquies Smith, Missouri (11/13/2010)

Scoring

TD on an interception return ..... PJ Jules (41 yds), Southern Illinois (9/11/2021)
TD on a fumble return ..... Malcolm Rodriguez (0 yds), Oklahoma State (9/25/2021)
Safety via tackle in end zone ..... Dee Winters, TCU (10/30/2021)

OPPONENT INDIVIDUAL SPECIAL TEAMS

Kickoff Returns

Had 125 or more KOR yards ..... 150, D'Shawn Jamison, Texas (12/5/2020)
Had 150 or more KOR yards ..... 150, D'Shawn Jamison, Texas (12/5/2020)
TD on a kickoff return ..... Darryl Surgent (100 yds), Louisiana (9/7/2013)

Punt Returns

Had 75 or more punt return yards ..... 90, D'Shawn Jamison, Texas (9/29/2018)
Had 100 or more punt return yards ..... 103, Danny Amendola, Texas Tech (10/30/2004)
TD on a punt return ..... D'Shawn Jamison (90 yds), Texas (9/29/2018)

Field Goals

Had 3 or more field goals ..... 3, Cameron Dicker, Texas (11/26/2021)
Had 4 or more field goals ..... 4, Andrew Mevis, Iowa State (10/16/2021)
Game-winning FG with less than one minute ..... 0:00 (30 yds), John Mayers, Baylor (11/28/2020)

Blocked Kicks/Onside Kick

Blocked an extra point ..... Myles Garrett, Texas A&M (12/28/2016)
Blocked a field goal ..... Kyle Rose, West Virginia (11/20/2014)
Blocked a punt ..... Jordan Sterns, Oklahoma State (11/1/2014)
TD on blocked punt return ..... D.J. Adeoba (26 yds), Massachusetts (9/5/2009)
Defensive extra point ..... Darrent Williams (85-yd blocked XP return), Oklahoma St. (10/12/2002)
Recovered an onside kick ..... Kansas (11/26/2016)

CAREER RUSHING YARDS

Rk	Player, Years	Att	Yds
1.	Darren Sproles, 2001-04	815	4,979
7.	Collin Klein, 2009-12	601	2,485
8.	Mike Lawrence, 1994-97	491	2,265
9.	J.J. Smith, 1991-94	491	2,210
10.	Isaac Jackson, 1971-73	492	2,182
	Deuce Vaughn, 2020-22	**376**	**2,172**

CAREER 100-YARD RUSHING GAMES

Rk	Player, Years	No.
1.	Darren Sproles, 2001-04	24
2.	**Deuce Vaughn, 2020-22**	**13**

CAREER RUSHING YARDS PER CARRY [MIN 200 ATT]

Rk	Player, Years	Att	Yds	Avg.
1.	Darren Sproles, 2001-04	815	4,979	6.11
2.	**Deuce Vaughn, 2020-22**	**376**	**2,172**	**5.78**
3.	Alex Barnes, 2016-18	458	2,616	5.71
4.	James Johnson, 2006-07	272	1,509	5.55
5.	Jesse Ertz, 2014-17	256	1,399	5.46

CAREER RUSHING YARDS PER GAME [MIN 20 GAMES]

Rk	Player, Years	Gms	Yds	Avg.
1.	Daniel Thomas, 2009-10	25	2,850	114.0
2.	Darren Sproles, 2001-04	45	4,979	110.6
3.	**Deuce Vaughn, 2020-22**	**24**	**2,172**	**90.5**
4.	Josh Scobey, 2000-01	24	1,981	82.5
5.	Alex Barnes, 2016-18	36	2,616	72.7

CAREER RUSHING TOUCHDOWNS

Rk	Player, Years	TDs
1.	Collin Klein, 2010-12	56
2.	Darren Sproles, 2001-04	45
3.	Ell Roberson, 2000-03	40
4.	Josh Scobey, 2000-01	31
5.	Daniel Thomas, 2009-10	30
6.	John Hubert, 2010-13	28
7.	**Deuce Vaughn, 2020-22**	**26**
	Jonathan Beasley, 1996-97, 99-2000	26
	Eric Hickson, 1994-95, 97-98	26

CAREER CONSECUTIVE 100-YARD RUSHING GAMES

Rk	Player, Dates	Gms
1.	Darren Sproles, 10/5/2002 - 8/23/2003	10
2.	**Deuce Vaughn, 10/30/2021 - 9/3/2022**	**7**

CAREER RECEIVING TOUCHDOWNS

Rk	Player, Years	TDs
1.	Tyler Lockett, 2011-14	29
2.	Kevin Lockett, 1993-96	26
3.	Quincy Morgan, 1999-2000	23
4.	Jordy Nelson, 2005-07	20
5.	James Terry, 2002-03	18
6.	Darnell McDonald, 1997-98	15
7.	Aaron Lockett 1998-2001	14
8.	**Malik Knowles, 2018-22**	**12**
	Chris Harper, 2010-12	12
	Andre Coleman, 1990-93	12

CAREER 1,000-YARD RECEIVERS

Rk	Player, Years	Yds
1.	Tyler Lockett, 2011-14	3,710
22.	Byron Pringle, 2016-17	1,355
23.	Isaiah Zuber, 2016-18	1,321
24.	Mack Herron, 1968-69	1,244
25.	Jeron Mastrud, 2006-09	1,219
26.	Deon Murphy, 2007-08	1,160
27.	**Malik Knowles, 2018-22**	**1,156**
28.	Russ Campbell, 1988-91	1,150
29.	John Liebe, 1976-77, 1979-80	1,149
30.	Yamon Figurs, 2004-06	1,144
31.	Tyson Schwieger, 1992-95	1,122
32.	Deante Burton, 2013-16	1,085
33.	John Goerger, 1970-72	1,069
	Phillip Brooks, 2019-22	**951**

CAREER ALL-PURPOSE YARDS PER GAME

Rk	Player, Years	Gms	Yds	YPG
1.	Mack Herron, 1968-69	19	3,150	165.8
2.	Brandon Banks, 2008-09	24	3,828	159.5
3.	Darren Sproles, 2001-04	45	6,812	151.4
4.	Tyler Lockett, 2011-14	47	6,586	140.1
5.	**Deuce Vaughn, 2020-22**	**24**	**3,221**	**134.2**

CAREER ALL-PURPOSE YARDS

Rk	Player, Years	Tot
1.	Darren Sproles, 2001-04	6,812
4.	Brandon Banks, 2008-09	3,828
5.	John Hubert, 2010-13	3,594
6.	Andre Coleman, 1990-93	3,443
7.	Daniel Thomas, 2009-10	3,303
8.	**Deuce Vaughn, 2020-22**	**3,221**

CAREER POINTS SCORED

Rk	Player, Years	Pts (How)
1.	Martin Gramatica, 1994-95, 97-98	349 (54/70 FG, 187/192 XP)
7.	Ell Roberson, 2000-03	248 (40 TDs, 4 2XP)
8.	Anthony Cantele, 2010-12	235 (37/48 FG, 118/120 XP)
9.	Blake Lynch, 2018-20	230 (45/54 FG, 95/96 XP)
10.	Tyler Lockett, 2011-14	212 (35 TDs, 1 2XP)
	Deuce Vaughn, 2020-22	**192 (32 TDs)**

CAREER TOUCHDOWNS SCORED

Rk	Player, Years	TDrn	TDrc	TDrt	Tot
1.	Collin Klein, 2009-12	56	1	–	57
2.	Darren Sproles, 2001-04	45	2	1	48
3.	Ell Roberson, 2000-03	40	–	–	40
4.	Tyler Lockett, 2011-14	–	29	6	35
5.	**Deuce Vaughn, 2020-22**	**25**	**6**	**–**	**32**

CAREER PUNTING AVERAGE [MIN 75 ATT]

Rk	Player, Years	Att	Yds	Avg.
1.	Devin Anctil, 2018-19	83	3,718	44.80
2.	James Garcia, 1995-98	167	7,211	43.18
3.	Sean Snyder, 1991-92	135	5,800	42.96
4.	Nick Walsh, 2014-17	217	9,187	42.34
5.	Tim Reyer, 2004-07	220	9,295	42.20
6.	Doug Dusenbury, 1962-64	124	5,228	42.16
7.	Bob Coble, 1966-68	209	8,770	41.96
8.	Ryan Doerr, 2009-10	95	3,920	41.30
9.	Jared Brite, 2000-03	90	3,710	41.22
10.	Ryan Doerr, 2009-11	203	8,334	41.05
	Ty Zentner, 2020-22	**71**	**3,010**	**42.39**

CAREER FORCED FUMBLES

Rk	Player, Years	FF
1.	Reggie Walker, 2016-19	9
	Darren Howard, 1996-99	9
	Grady Newton, 1983-87	9
4.	Mark Simoneau, 1996-99	8
	Reggie Singletary, 1981-83	8
	Felix Anudike-Uzomah, 2020-22	**7**

CAREER PUNT-RETURN YARDS

Rk	Player, Years	Att	Yds
1.	David Allen, 1997-2000	103	1,646
7.	Yamon Figurs, 2004-06	48	553
8.	Michael Smith, 1988-91	59	529
9.	Tyler Lockett, 2011-14	32	488
10.	**Phillip Brooks, 2018-22**	**30**	**473**

CAREER PUNT-RETURN AVERAGE [MIN 25 ATT]

Rk	Player, Years	Att	Yds	Avg.
1.	David Allen, 1997-2000	103	1,646	16.0
2.	**Phillip Brooks, 2018-22**	**30**	**473**	**15.8**
3.	Aaron Lockett, 1998-2001	54	845	15.6
4.	Terence Newman, 1999-2002	27	417	15.4
5.	Tyler Lockett, 2011-14	32	488	15.2

CAREER PUNT-RETURN TOUCHDOWNS

Rk	Player, Years	TDs
1.	David Allen, 1997-2000	7
2.	**Phillip Brooks, 2018-22**	**3**
	Tied with Four Others	

CAREER KICKOFF-RETURN YARDS

Rk	Player, Years	Att	Yds
1.	Tyler Lockett, 2011-14	77	2,196
2.	Brandon Banks, 2008-09	57	1,625
3.	Morgan Burns, 2013-15	51	1,572
4.	Andre Coleman, 1990-93	60	1,458
5.	Dimitrie Scott, 1985-86, 88-89	68	1,297
6.	**Malik Knowles, 2018-22**	**38**	**1,099**

CAREER KICKOFF-RETURN AVERAGE [MIN 20 ATT]

Rk	Player, Years	Att	Yds	Avg.
1.	William Powell, 2009-10	21	726	34.6
2.	D.J. Reed, 2016-17	26	837	32.2
3.	Morgan Burns, 2013-15	51	1,572	30.8
4.	**Malik Knowles, 2018-22**	**38**	**1,099**	**28.9**
5.	Tyler Lockett, 2011-14	77	2,196	28.5
6.	Brandon Banks, 2008-09	57	1,625	28.5
7.	Byron Pringle, 2016-17	39	1,076	27.6
8.	Mack Herron, 1968-69	35	916	26.2
9.	Terence Newman, 1999-2002	32	834	26.1
10.	Henry Hawthorne, 1969-70	36	921	25.6

CAREER KICKOFF-RETURN TOUCHDOWNS

Rk	Player, Year	TDs
1.	Morgan Burns, 2013-15	5
	Brandon Banks, 2008-09	5
3.	Tyler Lockett, 2011-14	4
4.	**Malik Knowles, 2018-22**	**3**
	Joshua Youngblood, 2019-20	3

BILL SNYDER FAMILY STADIUM

55TH YEAR – 1968-2022

QUICK FACTS

Capacity	50,000
Surface	AstroTurf RootZone Trionic 3D
All-Time Record	211-124-3 (.629)
Record as Bill Snyder Family Stadium	78-32 (.709)
Longest Winning Streak	25
Began	Oct. 26, 1996 (42-35 win vs. Oklahoma)
Snapped	Oct. 14, 2000 (41-31 loss to Oklahoma)
Winning Seasons	37
Undefeated Seasons	6 (1992, 1993, 1997, 1998, 1999, 2012)
Most Home Games	8 (2002, 2003, 2006, 2013)
Most Home Victories	7 (1998, 1999, 2002, 2003, 2012)
First Game	Sept. 21, 1968
	21-0 win vs. Colorado State
First Game as Bill Snyder Family Stadium	Nov. 19, 2005
	36-28 win vs. Missouri
Record Attendance	53,811
	29-28 win vs. Nebraska; Nov. 11, 2000

LARGEST CROWDS

1.	Nebraska – Nov. 11, 2000	53,811
2.	Oklahoma State – Nov. 1, 2014	53,746
3.	TCU – Oct. 10, 2015	53,671
4.	Louisiana Tech – Sept. 19, 2015	53,671
5.	Kansas - Nov. 29, 2014	53,439
6.	North Dakota State – Aug. 30, 2013	53,351
7.	Oklahoma – Oct. 16, 2004	53,310
8.	Iowa State – Nov. 21, 2015	53,297
	South Dakota – Sept. 5, 2015	53,297
10.	Louisiana – Sept. 7, 2013	53,073
11.	Auburn – Sept. 18, 2014	53,046
12.	Oklahoma – Oct. 14, 2000	53,011
13.	Massachusetts – Sept. 14, 2013	52,958
14.	West Virginia – Dec. 5, 2015	52,918
15.	UTEP – Sept. 27, 2014	52,899
16.	West Virginia – Oct. 26, 2013	52,898
17.	Texas – Oct. 25, 2014	52,879
18.	Oklahoma – Oct. 17, 2015	52,867
19.	Stephen F. Austin – Aug. 30, 2014	52,830
20.	Baylor – Oct. 12, 2013	52,803
21.	Oklahoma – Nov. 23, 2013	52,803
22.	Texas Tech – Oct. 4, 2014	52,726
23.	TCU – Nov. 16, 2013	52,697
24.	Kansas – Nov. 26, 2016	52,637
25.	Iowa State – Nov. 2, 2013	52,542

Renamed in honor of Hall of Fame coach Bill Snyder by a proclamation of the Kansas Board of Regents on Nov. 16, 2005, Bill Snyder Family Stadium is hosting its 55th season of Wildcat football this fall.

Originally named KSU Stadium, the facility was built at a cost of $1.6 million and financed from student fees, athletics gate receipts and contributions. The stadium opened its doors Sept. 21, 1968, with a 21-0 shutout of Colorado State. The original seating capacity was set at 35,000, and an expansion in the summer of 1970 added 4,000 permanent bleachers on the east side and 3,000 temporary bleachers on the west side.

Following the 1998 season, the addition of a deck and sky suites on the east side of the stadium increased capacity to more than 50,000. On Nov. 11, 2000, 53,811 fans witnessed Kansas State's 29-28 win over Nebraska. It remains the largest crowd ever to witness a sporting event in the state of Kansas.

Bill Snyder Family Stadium's more recent changes include a $75 million project to construct the West Stadium Center in 2013 and the new Vanier Football Complex, with full completion in time for the 2016 season.

Most recently completed is the Shamrock Zone in the south end zone, named on behalf of the Bill Ryan and Martin Ryan families who own an operate Shamrock Trading Corporation. The Shamrock Zone was completed in time for the 2021 season. The project has transformed the south concourse and includes permanent concessions and restrooms for the first time in the history of Bill Snyder Family Stadium, along with two new videoboards in the southwest and southeast corners of the stadium, the latter of which fans began enjoying in 2020.