

# W O M E N ' S B A S K E T B A L L



- 11 / 07 - AT MISSOURI STATE
- 11 / 10 - VS BRADLEY
- 11 / 13 - VS SEMO
- 11 / 14 - VS WESTERN KENTUCKY
- 11 / 17 - VS TENNESSEE-MARTIN
- 11 / 21 - VS WAKE FOREST\*
- 11 / 23 - VS VIRGINIA TECH\*
- 11 / 30 - VS SLU
- 12 / 03 - VS UMASS\*
- 12 / 04 - VS ARIZONA STATE\*

- 12 / 09 - VS NEBRASKA-OMAHA
- 12 / 11 - VS JACKSON STATE
- 12 / 18 - VS ILLINOIS
- 12 / 29 - VS KENTUCKY
- 01 / 01 - AT AUBURN
- 01 / 05 - AT ALABAMA
- 01 / 08 - VS ARKANSAS
- 01 / 12 - VS LSU
- 01 / 15 - AT SOUTH CAROLINA
- 01 / 22 - VS TENNESSEE

- 01 / 26 - AT GEORGIA
- 01 / 29 - AT KENTUCKY
- 02 / 02 - VS VANDERBILT
- 02 / 05 - VS ALABAMA
- 02 / 12 - AT ARKANSAS
- 02 / 16 - VS MISSISSIPPI STATE
- 02 / 20 - AT TEXAS A&M
- 02 / 23 - AT OLE MISS
- 02 / 26 - VS FLORIDA
- 03 / 01 - 03 / 05 - SEC TOURNAMENT

# TABLE OF CONTENTS

## MEDIA INFORMATION

Quick Facts _____	3
2022-23 Schedule _____	4
2022-23 Roster _____	5
2022-23 Radio/TV Roster _____	6
University Leadership _____	7-8

## MEET THE TEAM

Lauren Hansen _____	9-11
Sara-Rose Smith _____	12-13
Mama Dembele _____	14-15
Katlyn Gilbert _____	16-17
Haley Troup _____	18-20
Sarah Linthacum _____	21-22
Averi Kroenke _____	23
Ashton Judd _____	24
Jayla Kelly _____	25-26
Da'Necia Trusty _____	27
Micah Linthacum _____	28-29
Hayley Frank _____	30-32

## MEET THE STAFF

Robin Pingeton _____	33-38
Jenny Putnam _____	39-40
Jasmine James _____	41
Chris Bracey _____	42
Support Staff _____	43-45

## 2021-22 SEASON IN REVIEW

2021-22 Statistics _____	46-49
2021-22 Box Scores _____	50-57

## HISTORY & RECORDS

Team Single Game Records _____	58
Team Season Records _____	59
Team Single-Season Records _____	60
Individual Game Records _____	61
SEC Single Season Records _____	62
Individual Season Records _____	63-64
Class Records _____	65-68
Year-by-Year Leaders _____	69-70
Individual Career Records _____	71-72
1,000-Point Club _____	73-77
Conf. Tournament History _____	78-79
Postseason History _____	80-81
Misc. Program Records _____	82
All-Time Record _____	83
All-Time Coaching Records _____	84
Year-by-Year Team Stats _____	85-86
Awards & Honors _____	87-88
All-Time Attendance Records _____	89
All-Time Letterwinners _____	90-91
All-Time Numbers _____	92-93
Mizzou Athletics HOF _____	94-95

## HISTORY & RECORDS (cont.)

Year-by-Year Results _____	96-109
All-Time Series Records _____	110
All-Time Series vs. SEC _____	111-112
All-Time Series vs. Non-con _____	113-123
Rankings History _____	124-125
All-Time Record when Ranked _____	126-128
All-Time vs. Ranked Opponents _____	129-133
All-Time vs. AP _____	134-135
All-Time vs. Coaches Poll _____	136-137

## MEDIA INFORMATION

Strategic Communications _____	138
--------------------------------	-----



# QUICK FACTS

## GENERAL INFORMATION

Location.....Columbia, Mo.  
 Founded.....1839  
 Enrollment.....31,121 [2021]  
 Nickname.....Tigers  
 Colors.....Old Gold & Black  
 Home Arena (capacity).....Mizzou Arena (15,061)  
 Affiliation.....NCAA Division I  
 Conference.....SEC  
 System President / University Chancellor.....Dr. Mun Y. Choi  
 Director of Athletics.....Desiree Reed-Francois  
 Senior Associate AD/SWA.....Rachel Blunt  
 Ticket Office Phone.....1-800-CAT-PAWS

## COACHING STAFF

**Head Coach**.....**Robin Pingeton**  
 Alma Mater.....St. Ambrose, 1990  
 Record at Mizzou.....207-167 [13th season]  
 Career Record.....542-324 [28th season]  
**Assistant Coach**.....**Jenny Putnam**  
 Alma Mater.....St. Ambrose, 2001  
**Assistant Coach**.....**Jasmine James**  
 Alma Mater.....Georgia, 2013  
**Assistant Coach**.....**Chris Bracey**  
 Alma Mater.....West Texas A&M, 2003  
**Director of Basketball Operations**.....**Heather Buechter**  
 Alma Mater.....Illinois State, 2008  
**Video Coordinator**.....**Deon Thomas**  
 Alma Mater.....Judson University  
**Coordinator of Recruiting Operations****Kate Frerking**  
 Alma Mater.....Auburn, 2017

## PROGRAM HISTORY

First Year of Basketball.....1974-75  
 All-Time Record.....824-613  
 All-Time Home Record.....458-195  
 All-Time Record at Mizzou Arena.....182-96 [19]  
 NCAA Appearances/Last.....13/2019  
 WNIT Appearances/Last.....9/2021  
 Last NCAA Opponent.....Iowa  
 .....L, 68-52, NCAA Iowa City Region, Second Round  
 Last WNIT Opponent.....Drake  
 .....L, 83-78, First Round

## TEAM INFORMATION

2021-22 Overall Record.....18-13  
 ..... [Home: 11-5 / Away: 6-7 / Neutral: 1-1]  
 2021-22 SEC Record/Finish.....7-9 / 9th  
 Starters Returning/Lost.....4/1  
 Letterwinners Returning/Lost.....10/3  
 Newcomers.....3

## ROSTER BREAKDOWN

Returnees (9)	Pos.	Ht.	Yr.	2021-22 Stats
Mama Dembele	G	5-6	Jr.	5.2 ppg / 2.3 rpg / 3.6 apg
Hayley Frank	F	6-1	Sr.	15.0 ppg / 5.1 rpg / 1.5 apg
Lauren Hansen	G	5-8	Sr.	10.9 ppg / 2.5 rpg / 1.4 apg
Jayla Kelly	C	6-3	Jr.	2.2 ppg / 1.2 rpg / 0.2 apg
Micah Linthacum	F	6-4	R-Jr.	1.2 ppg / 0.6 rpg / 0 apg
Sara Rose-Smith	G	6-1	Jr.	1.5 ppg / 2.3 rpg / 0.6 apg
Haley Troup	G	5-10	Gr.	8.5 ppg / 2.1 rpg / 3.0 apg
Sarah Linthacum	F	6-3	So.	0.8 ppg / 1.0 rpg / 0 apg
Da'Necia Trusty	F	6-3	R-Fr.	DNP

Newcomers (3)	Pos.	Ht.	Yr.	Hometown
Katlyn Gilbert	G	5-10	Gr.	Indianapolis, Ind.
Averi Kroenke	G	5-11	Fr.	Columbia, Mo.
Ashton Judd	G	6-0	Fr.	West Plains, Mo.

## SOCIAL MEDIA INFORMATION

Facebook.....Facebook.com/MizzouWBB  
 Twitter.....@MizzouWBB  
 Instagram.....@MizzouWBB

## STRATEGIC COMMUNICATIONS INFORMATION

Associate AD/Strategic Communications.....Ryan Koslen  
**WBB Contact**.....**Toby Lowe**  
 Cell Phone.....[507] 218-5026  
 Email Address.....tlowe@missouri.edu  
 Mizzou Arena Press Row.....[573] 882-1442  
 Athletics Website.....www.MUTigers.com  
 Shipping Address.....Mizzou Arena  
 1 Champions Drive  
 Columbia, MO 65211

## RADIO INFORMATION

Radio Station.....KTGR (1580 AM and 100.5 FM)  
 Play-by-Play Announcer.....Brad Tregnago  
 Color Analyst.....Kathy Wiesen  
 Address.....3215 Lemone Industrial Blvd., Suite 200  
 Columbia, MO 65201  
 Phone.....[573] 875-1099

# SCHEDULE

## 2022-23 MIZZOU WOMEN'S BASKETBALL SCHEDULE

<u>Date</u>	<u>Opponent</u>	<u>Location</u>	<u>Tipoff (CT) / TV</u>
<b>Oct. 26</b>	<b>NW Missouri State (Exh.)</b>	<b>Columbia, Mo.</b>	<b>7 p.m.</b>
<b>Nov. 1</b>	<b>Rogers State (Exh.)</b>	<b>Columbia, Mo.</b>	<b>7 p.m.</b>
<b>Nov. 7</b>	<b>at Missouri State</b>	<b>Springfield, Mo.</b>	<b>6 p.m.</b>
<b>Nov. 10</b>	<b>Bradley</b>	<b>Columbia, Mo.</b>	<b>7 p.m.</b>
Nov. 13	Southeast Missouri State	Columbia, Mo.	1 p.m.
<b>Nov. 14</b>	<b>Western Kentucky</b>	<b>Columbia, Mo.</b>	<b>7 p.m.</b>
<b>Nov. 17</b>	<b>Tennessee-Martin</b>	<b>Columbia, Mo.</b>	<b>7 p.m.</b>
Nov. 21	vs. Wake Forest #	Nassau, Bahamas	4:30 p.m.
Nov. 23	vs. Virginia Tech #	Nassau, Bahamas	12:30 p.m.
<b>Nov. 30</b>	<b>Saint Louis</b>	<b>Columbia, Mo.</b>	<b>7 p.m.</b>
Dec. 3	vs. UMass ^	Tempe, Ariz.	TBD
Dec. 4	at Arizona State ^	Tempe, Ariz.	TBD
<b>Dec. 9</b>	<b>Nebraska-Omaha</b>	<b>Columbia, Mo.</b>	<b>11:30 a.m.</b>
<b>Dec. 11</b>	<b>Jackson State</b>	<b>Columbia, Mo.</b>	<b>2 p.m.</b>
Dec. 18	Illinois	Columbia, Mo.	4 p.m. / SECN
<b>Dec. 29</b>	<b>Kentucky *</b>	<b>Columbia, Mo.</b>	<b>8 p.m. / SECN</b>
Jan. 1	at Auburn *	Auburn, Ala.	3 p.m. / SECN
<b>Jan. 5</b>	<b>at Alabama *</b>	<b>Tuscaloosa, Ala.</b>	<b>6 p.m. / SECN+</b>
Jan. 8	Arkansas *	Columbia, Mo.	2 p.m. / SECN+
Jan. 12	LSU *	Columbia, Mo.	6 p.m. / SECN
<b>Jan. 15</b>	<b>at South Carolina *</b>	<b>Columbia, S.C.</b>	<b>12 p.m.</b>
<b>Jan. 22</b>	<b>Tennessee *</b>	<b>Columbia, Mo.</b>	<b>2 p.m. / SECN+</b>
Jan. 26	at Georgia *	Athens, Ga.	6 p.m. / SECN+
Jan. 29	at Kentucky*	Lexington, Ky.	2 p.m. / SECN
<b>Feb. 2</b>	<b>Vanderbilt *</b>	<b>Columbia, Mo.</b>	<b>8 p.m. / SECN</b>
Feb. 5	Alabama *	Columbia, Mo.	4 p.m. / SECN
<b>Feb. 12</b>	<b>at Arkansas *</b>	<b>Fayetteville, Ark.</b>	<b>2 p.m. / SECN+</b>
Feb. 16	Mississippi State *	Columbia, Mo.	7 p.m. / SECN+
<b>Feb. 20</b>	<b>at Texas A&amp;M *</b>	<b>College Station, Texas</b>	<b>6 p.m. / SECN</b>
<b>Feb. 23</b>	<b>at Ole Miss *</b>	<b>Oxford, Miss.</b>	<b>6 p.m. / SECN+</b>
Feb. 26	Florida *	Columbia, Mo.	2 p.m. / SECN+
March 1-5	SEC Tournament %	Greenville, S.C.	

# - Baha Mar Hoops Pink Flamingo Championship

^ - Arizona State Classic

\* - SEC game

% - SEC Tournament in Greenville, S.C.

# ROSTER

## NUMERICAL ROSTER

No.	Name	Pos.	Height	Year	Hometown (High School/Previous School)
1	Lauren Hansen	G	5-8	Sr.	Long Island, N.Y. (Ward Melville/Auburn)
2	Sara Rose-Smith	G	6-1	Jr.	Victoria, Australia (Basketball Australia C.O.E)
4	Mama Dembele	G	5-6	Jr.	Manlieu, Spain (IES Joaquim Blume)
10	Katlyn Gilbert	G	5-10	Gr.	Indianapolis, Ind. (Heritage Christian/Notre Dame)
13	Haley Troup	G	5-10	Gr.	Gadsden, Ala. (Gadsden City)
20	Sarah Linthacum	F	6-3	So.	Jefferson City, Mo. (Jefferson City)
21	Averi Kroenke	G	5-11	Fr.	Columbia, Mo. (Rock Bridge)
24	Ashton Judd	G	6-0	Fr.	West Plains, Mo. (West Plains)
32	Jayla Kelly	C	6-3	Jr.	Chesterfield, Mo. (Parkway Central)
34	Da'Necia Trusty	F	6-3	So.	Houston, Texas (Alief Hastings)
40	Micah Linthacum	F	6-4	R-Jr.	Jefferson City, Mo. (Jefferson City)
43	Hayley Frank	F	6-1	Sr.	Strafford, Mo. (Strafford)

## ALPHABETICAL ROSTER

No.	Name	Pos.	Height	Year	Hometown (High School/Previous School)
4	Mama Dembele	G	5-6	So.	Manlieu, Spain (IES Joaquim Blume)
43	Hayley Frank	F	6-1	Jr.	Strafford, Mo. (Strafford)
10	Katlyn Gilbert	G	5-10	Gr.	Indianapolis, Ind. (Heritage Christian/Notre Dame)
1	Lauren Hansen	G	5-8	Jr.	Long Island, N.Y. (Ward Melville/Auburn)
24	Ashton Judd	G	6-0	Fr.	West Plains, Mo. (West Plains)
32	Jayla Kelly	C	6-3	So.	Chesterfield, Mo. (Parkway Central)
21	Averi Kroenke	G	5-11	Fr.	Columbia, Mo. (Rock Bridge)
40	Micah Linthacum	F	6-4	R-So.	Jefferson City, Mo. (Jefferson City)
20	Sarah Linthacum	F	6-3	Fr.	Jefferson City, Mo. (Jefferson City)
2	Sara Rose-Smith	G	6-1	So.	Victoria, Australia (Basketball Australia C.O.E)
13	Haley Troup	G	5-10	R-Sr.	Gadsden, Ala. (Gadsden City)
34	Da'Necia Trusty	F	6-3	Fr.	Houston, Texas (Alief Hastings)

**HEAD COACH** - Robin Pingeton

**ASSISTANT COACH** - Jenny Putnam

**ASSISTANT COACH** - Jasmine James

**ASSISTANT COACH** - Chris Bracey

**DIRECTOR OF BASKETBALL OPERATIONS** - Heather Buechter

**Director of Player Development and Video** - Devin Perez

**COORDINATOR OF RECRUITING OPERATIONS** - Kate Frerking

**GRADUATE ASSISTANT** - Chante Stonewall

**GRADUATE ASSISTANT** - Evan Johnston


## PRONUNCIATION GUIDE

Robin <b>Pingeton</b> .....	Pinge (rhymes with hinge)-ton
Mama <b>Dembele</b> .....	Dem-BELL-eh
Micah <b>Linthacum</b> .....	Mike-ah
Haley <b>Troup</b> .....	TROOP
<b>Da'Necia</b> Trusty .....	De-NEE-see-ah
Averi <b>Kroenke</b> .....	CRON-key


# RADIO/TV ROSTER



**1** Lauren  
**Hansen**  
Sr. ♦ 5-8 ♦ G  
Long Island, N.Y.  
Ward Melville/Auburn



**2** Sara-Rose  
**Smith**  
Jr. ♦ 6-1 ♦ G  
Victoria, Australia  
Basketball Australia Centre of



**4** Mama  
**Dembele**  
Jr. ♦ 5-6 ♦ G  
Manlleu, Spain  
IES Joaquim Blume




**10** Katlyn  
**Gilbert**  
Gr. ♦ 5-10 ♦ G  
Indianapolis, Ind.  
Heritage Christian/Notre Dame




**13** Haley  
**Troup**  
Gr. ♦ 5-10 ♦ G  
Gadsden, Ala.  
Gadsden City



**20** Sarah  
**Linthacum**  
So. ♦ 6-3 ♦ F  
Jefferson City, Mo.  
Jefferson City




**21** Averi  
**Kroenke**  
Fr. ♦ 5-11 ♦ G  
Columbia, Mo.  
Rock Bridge




**24** Ashton  
**Judd**  
Fr. ♦ 6-0 ♦ G  
West Plains, Mo.  
West Plains



**32** Jayla  
**Kelly**  
Jr. ♦ 6-3 ♦ C  
Chesterfield, Mo.  
Parkway Central



**34** Da'Necia  
**Trusty**  
R-Fr. ♦ 6-3 ♦ F  
Houston, Texas  
Alief Hastings



**40** Micah  
**Linthacum**  
R-Jr. ♦ 6-4 ♦ F  
Jefferson City, Mo.




**43** Hayley  
**Frank**  
Sr. ♦ 6-1 ♦ F  
Strafford, Mo.  
Strafford



Robin  
**Pingeton**  
13<sup>th</sup> Season



Jenny  
**Putnam**  
12<sup>th</sup> Season



Jasmine  
**James**  
1st Season



Chris  
**Bracey**  
4<sup>th</sup> Season

# UNIVERSITY LEADERSHIP



**DR. MUN Y. CHOI**  
**PRESIDENT & CHANCELLOR,**  
**UNIVERSITY OF MISSOURI**  
Fourth Year  
Illinois, '87

Mun Y. Choi is the 24th president of the University of Missouri System and, as of July 2020, now serves in a dual role as chancellor of the University of Missouri.

In this new role, President Choi oversees the academic, business, and financial aspects of the four universities, as well as a health care system and statewide extension program.

In partnership with the University of Missouri Board of Curators and university leadership, President Choi introduced a new collective vision for the system in 2018: to advance the opportunities for success and well-being in Missouri, the nation and the world through transformative teaching, research, innovation, engagement and inclusion.

This effort strengthened collaboration among the four universities and created a more efficient environment. He has worked tirelessly to transform the perception and value of higher education with the university community, alumni, legislators and Missourians.

Since his arrival, MU has celebrated three consecutive years of substantial enrollment growth, the highest graduation rate in the university's history and a record 90% retention rate for first-year students returning their sophomore year. This fall, MU also jumped up 15 places in the U.S. News & World Report rankings.

Choi has led efforts to strategically invest in UM System research, particularly through NextGen Precision Health with the anchoring facility set to officially open in Fall 2021 on MU's campus. In

addition to attracting top scientists, NextGen Precision Health has the potential to make key discoveries — with treatments for prostate, breast and pancreatic cancers, traumatic brain injuries and rare musculoskeletal diseases — as well as increase health care access for rural Missourians.

Building a climate that promotes diversity and strengthens inclusion, is another key priority for Choi. For the first time ever, the entire university community is required this fall to complete cultural competency training. The American Council of Education recently cited MU as a national example for increasing its capacity to improve campus culture. In 2020, MU had the highest percentage of Black/African American students (7.7%) among all 11 Midwest flagship universities and, over the last four years, has increased its minority tenured-track faculty hires by 26 percent.

Choi strongly and continually advocates for every member of the university community to take personal responsibility for addressing discrimination when witnessing it — no matter how subtle or unintentional. The burden of raising awareness and creating a more inclusive culture falls on everyone's shoulder.

Choi came to Missouri in 2017 after nine years at the University of Connecticut where he served as provost and executive vice president (2012-2017) and earlier as dean of engineering (2008-2012). His 25-year career in higher education also includes serving eight years as a department head of engineering at Drexel University and six years as an assistant and associate professor at the University of Illinois at Chicago.

A product of and passionate champion for public higher education, he earned his bachelor's degree from the University of Illinois. He secured his master's and Ph.D. degrees in mechanical and aerospace engineering from Princeton University. His parents brought their family to the United States from South Korea when Choi was 9 years old.

## MU SYSTEM BOARD OF CURATORS

**JULIA G. BRNCIC (CHAIR)**  
St. Louis

**DARRYL M. CHATMAN**  
O'Fallon

**TODD P. GRAVES**  
Edgerton

**GREG E. HUBEROCK**  
Washington

**JEFFREY L. LAYMAN**  
Springfield

**KEITH A. HOLLOWAY**  
Cape Girardeau

**ROBIN R. WENNEKER**  
Columbia

**MICHAEL A. WILLIAMS**  
Kansas City

# DIRECTOR OF ATHLETICS



**DESIREE REED-FRANCOIS**  
**DIRECTOR OF ATHLETICS**  
**Second Year**  
**UCLA, '94**

Desiree Reed-Francois Serves as Mizzou's 21st Director of Athletics

Since her appointment in 2021, Reed-Francois has begun to transform Mizzou Athletics in every way. She led changes to enhance the gameday experience of guests, implemented Black & Gold Fridays across the state and made several prominent organizational hires towards the Department's pursuit of excellence, as the Tigers establish a student-athlete focused, championship culture in Columbia.

Reed-Francois came to Mizzou after serving four years as the Director of Athletics at the University of Nevada Las Vegas. While with the Rebels, she hired head coaches in men's and women's basketball, football, women's soccer, softball, volleyball and women's track and field, with three of those coaches earning Conference Coach of the Year honors early in their tenures. The current UNLV head coaching roster is the most diverse in the Mountain West Conference and among the most diverse in the Football Bowl Subdivision (FBS).

In Las Vegas, Reed-Francois oversaw the completion and opening of a \$35-million on-campus football training complex and successfully negotiated a joint-use agreement with the NFL's Las Vegas Raiders for UNLV's use of the new \$2-billion Allegiant Stadium. During her time at UNLV, she completed or implemented more than \$70 million in facility upgrades. An adept fundraiser, Reed-Francois led a \$60 million development drive during her tenure, including an \$8 million estate gift, the largest estate gift in the school's history. Football season ticket sales and premium revenue jumped by 200% and 70% respectively, and Reed-Francois introduced a new apparel agreement with Nike.

Prior to arriving at UNLV, Reed-Francois served as the deputy athletics director at Virginia Tech, overseeing external relations and the day-to-day operations of the department and as a senior associate athletics director at the University of Cincinnati. At the University of Tennessee, she became the first woman to oversee a men's basketball program in the SEC, which followed stints at California State University-Fresno, Santa Clara University, San Jose State University, the University of California Berkeley, and the University of San Francisco.

Reed-Francois earned a Bachelor's Degree from UCLA and a Juris Doctorate from the University of Arizona College of Law. She is a member of the State Bar of California and taught law classes at the University of Tennessee and at Santa Clara University. Prior to her work in college athletics, Reed-Francois worked as a legal associate for the Oakland Raiders and the NFL's Management Council.

She is a board member of the National Coalition of Minority

Football Coaches, recently served as vice chair of the NCAA Baseball Selection Committee and formerly was a member of the College Football Playoff Committee's operations committee. In addition, Reed-Francois is a member of the LEAD1 Association, the National Association of Collegiate Marketing Administrators and National Association of College Directors of Athletics and has been a presenter at NACDA, NACMA, Women Leaders in College Sports, and Sports Business Journal's annual conventions. She has also participated in the Division I Athletics Directors Leadership Institute and Fellows Program and the Women Leaders in College Sports' Executive Institute.

A former rowing student-athlete at UCLA, Reed-Francois is the first female athletic director in Mizzou's history, the first female athletic director in a public institution in the SEC and was the first Hispanic female and woman of color athletics director at the Football Bowl Subdivision (FBS) level.

She and her husband, Joshua, have a son, Jackson, who will be attending MU in Fall 2022 to study journalism.

## Mizzou Athletic Director History

1897-1908	Clark Hetherington
1909-10	W.J. Monilaw
1911-18	Chester L. Brewer
1919-20	Dr. Walter E. Meanwell
1921-23	Zora G. Clevenger
1924-34	Chester L. Brewer
1935-42	Don Faurot
1943-45	George Edwards
1946-66	Don Faurot
1967-70	Dan Devine
1971-72	Wilbur Stalcup
1972-77	Mel Sheehan
1978-86	Dave Hart
1986-88	Jack Lengyel
1988-92	Dick Tamburo
1992-94	Dan Devine
1994-98	Joe Castiglione
1998-2015	Mike Alden
2015-16	Mack Rhoades
2016-2021	Jim Sterk
<b>2021-pres.</b>	<b>Desiree Reed-Francois</b>

# MEET THE TEAM

## LAUREN HANSEN

# 1

**Class:** Senior  
**Position:** Forward  
**Height:** 5-8

**Hometown:** Long Island, N.Y.  
**High School (Previous School):** Ward Melville (Auburn)  
**Major:** Communication

### Awards and Honors

• 2020-21 First-Year SEC Academic Honor Roll

**2021-22:** Started all 31 games during her sophomore campaign ... Averaged 10.9 points, 2.5 rebounds and 1.4 assists ... Connected on 42% (129-307) of her shot attempts and ranked seventh in the SEC shooting an efficient 38.9% (63-162) from 3-point range ... Scored a season-high 34 points with nine 3-pointers and grabbed five boards at Lehigh (11/28) ... Totaled 23 points, three boards and two steals at LSU (1/13) ... Poured in 22 points, collected two boards and two steals at Tennessee (2/10) ... Recorded 21 points and seven rebounds in a season-high 42 minutes in the win over then No. 1 South Carolina (12/30) ... Tallied 17 points, four rebounds and dished three assists at Alabama (1/30) ... Tallied 17 points and two rebounds against Auburn (1/6) ... Totaled 16 points and dished two assists against SIUE (12/2) ... Contributed 16 points, grabbed two boards and snagged two steals at Saint Louis (11/17) ... Scored 15 points, notched four rebounds and added three assists at Vanderbilt (1/20) ... Buried four three pointers and totaled 14 points in 34 minutes against Texas A&M (1/23) ... Recorded 14 points and corralled a pair of boards at Illinois (12/22) ... Submitted an all-around performance at Florida with 12 points, five rebounds and three assists (2/27) ... Averaged 15+ points in an eight game stretch from Dec. 22 to Jan. 23.

**2020-21:** Played in 21 games in her first season in the Black & Gold, averaging 6.5 points, 1.4 rebounds and 1.0 assists in 18.5 minutes per game ... Was a sharp-shooting option off the bench, shooting 45.0 percent from the field (50-of-111), 43.3 percent from three (29-of-67) and 88.9 percent from the three-point line (8-of-9) ... Her three-point percentage of 43.3 percent ranked sixth all-time in an individual season in program history and second among Mizzou sophomores, trailing only teammate Hayley Frank ... Scored in double figures in four contests ... Made multiple three-pointers in 10 games and had multiple assists in seven games ... Scored 12 points and drained two 3-pointers against New Orleans (12/16) ... Had 13 points and sank three 3-pointers Southern Illinois (12/20) ... Came alive against Arkansas (2/4), scoring 19 points and sinking four three-pointers with four rebounds and three assists ... Drained three three-pointers and scored nine points at Auburn (2/7) ... Scored nine points and had a season-best three steals at Mississippi State (2/28) ... Scored 10 points and made two three-pointers in 11 minutes off the bench against Fresno State (3/19) in the WNIT.

**2019-20 (Auburn):** Played in 25 games, earning 20 starts in her freshman campaign, averaging 7.9 points, 1.4 rebounds, 1.6 assists and 0.8 steals per game ... Shot 35.8 percent (69-of-193) from the field and 33.3 percent (40-of-120) from 3-point range ... Hit 19-of-22 free throws (86.4 percent) ... Ranked second on the team with 40 3-pointers; was 10th in the SEC with 1.6 made per game ... Hit 7 3-pointers and scored a career-high 24 points vs. Drake (12/1); her seven 3-pointers in the game tied for the most by any SEC player in a game during the season ... Hit for double-digit points seven times as a freshman ... Scored 18 points in home win over St. Joseph's (11/24) ... Also hit for 18 points in win over Vanderbilt (2/2) ... Season-high four assists three times: vs. Drake (12/1), at South Alabama (12/4) and vs. Alabama (1/12) ... Season-high four steals vs. St. Joseph's (11/24).

**High School:** Ranked as the nation's No. 71 prospect (No. 20 guard) by ESPNW HoopGurlz and No. 73 prospect by Prospects Nation in the Class of 2019 ... Set all-time scoring record (boys and girls) for Ward Melville High School ... Named all-conference and all-state in her senior season after averaging 27.8 points, 6.0 rebounds and 5.0 assists per game ... Scored a single-game best 45 points and made 79 3-pointers during her senior season ... Named a McDonald's All-American nominee ... Helped lead Ward Melville High School to the league title as a sophomore and a junior ... 2019 USA Today first-team all-state in New York ... Club team was Exodus NYC.

**Personal:** Born on Feb. 25, 2001 ... Daughter of Barbara and Peter Hansen ... Has two siblings, Erik and Jake ... Major is Communication ... Hobbies include being outside, going to the beach, playing other sports, reading and watching television ... Biggest influence is Kobe Bryant ... Would like to play in the WNBA and become a college basketball coach after playing days are over ... Chose Mizzou over Tennessee and Michigan.



SEASON	G-GS	MIN	MPG	FG-A	FG%	3FG-A	3FG%	FT-A	FT%	O	D	REB / AVG	PF	FO	AST / TO	BS / S	TP	AVG.
2019-20	25-20	607	24.3	69-193	.358	40-120	.333	19-22	.864	4	30	34 / 1.4	51	3	40 / 70	0 / 21	197	7.9
2020-21	21-0	388	18.5	50-111	.450	29-67	.433	8-9	.889	4	25	29 / 1.4	50	2	20 / 20	0 / 16	137	6.5
2021-22	31-30	873	28.2	129-307	.420	63-162	.389	18-23	.783	7	70	77 / 2.5	59	1	44 / 49	3 / 32	339	10.9
<b>TOTALS</b>	<b>77-50</b>	<b>1,868</b>	<b>24.3</b>	<b>248-611</b>	<b>.406</b>	<b>132-349</b>	<b>.378</b>	<b>45-54</b>	<b>.833</b>	<b>15</b>	<b>125</b>	<b>140 / 1.8</b>	<b>160</b>	<b>6</b>	<b>104 / 139</b>	<b>3 / 69</b>	<b>673</b>	<b>8.7</b>

# MEET THE TEAM

# LAUREN HANSEN

## 2021-22 GAME-BY-GAME

OPPONENT	DATE	GS	MIN	FG-A	FG%	3FG-A	3FG%	FT-A	FT%	O	D	REB / AVG	PF	AST / TO	BS / S	TP	AVG.
MURRAY STATE	11/11/21 *	19	0-4	.000	0-2	.000	0-0	.000	0	2	2 / 2.0	2	0 / 1	0 / 2	0	0.0	
MORGAN STATE	11/14/21 *	15	1-3	.333	0-2	.000	1-2	.500	0	4	4 / 3.0	3	1 / 5	0 / 2	3	1.5	
at Saint Louis	11/17/21 *	28	7-14	.500	1-5	.200	1-2	.500	0	2	2 / 2.7	1	0 / 0	0 / 3	16	6.3	
IDAHO STATE	11/21/21 *	18	5-12	.417	3-8	.375	2-2	1.000	0	0	0 / 2.0	2	0 / 1	0 / 2	15	8.5	
Troy	11/23/21 *	18	0-4	.000	0-1	.000	0-0	.000	0	2	2 / 2.0	4	2 / 2	0 / 0	0	6.8	
vs. Columbia	11/27/21 *	14	3-4	.750	2-2	1.000	0-0	.000	0	0	0 / 1.7	3	4 / 0	0 / 2	8	7.0	
at Lehigh	11/28/21 *	34	12-17	.706	9-14	.643	1-2	.500	0	5	5 / 2.1	2	1 / 1	0 / 0	34	10.9	
SIUE	12/2/21 *	29	6-10	.600	2-4	.500	2-2	1.000	0	1	1 / 2.0	1	2 / 2	0 / 1	16	11.5	
at #5/7 Baylor	12/4/21 *	25	4-11	.364	2-6	.333	0-1	.000	0	2	2 / 2.0	1	0 / 3	0 / 1	10	11.3	
at Missouri State	12/10/21 *	28	1-9	.111	1-6	.167	0-0	.000	0	1	1 / 1.9	1	0 / 1	0 / 1	3	10.5	
ALABAMA A&M	12/12/21 *	26	3-7	.429	0-3	.000	2-2	1.000	0	2	2 / 1.9	1	3 / 1	0 / 0	8	10.3	
SOUTHERN U.	12/20/21 *	22	4-9	.444	1-5	.200	0-0	.000	0	3	3 / 2.0	1	1 / 0	0 / 0	9	10.2	
at Illinois	12/22/21 *	26	5-8	.625	3-4	.750	1-1	1.000	0	2	2 / 2.0	3	1 / 3	0 / 0	14	10.5	
#1/SOUTH CAROLINA	12/30/21 *	42	8-19	.421	2-5	.400	3-3	1.000	1	6	7 / 2.4	1	1 / 1	0 / 0	21	11.2	
AUBURN	1/6/22 *	41	6-9	.667	3-4	.750	2-2	1.000	0	2	2 / 2.3	3	1 / 4	0 / 1	17	11.6	
at Arkansas	1/9/22 *	34	4-13	.308	2-9	.222	0-0	.000	1	2	3 / 2.4	3	4 / 1	0 / 0	10	11.5	
at #12/12 LSU	1/13/22 *	41	8-15	.533	7-10	.700	0-0	.000	1	2	3 / 2.4	0	3 / 3	0 / 2	23	12.2	
#13/15 GEORGIA	1/17/22 *	38	4-14	.286	2-8	.250	0-0	.000	1	1	2 / 2.4	3	2 / 3	1 / 0	10	12.1	
at Vanderbilt	1/20/22 *	32	6-10	.600	3-5	.600	0-0	.000	0	4	4 / 2.5	1	3 / 2	0 / 3	15	12.2	
TEXAS A&M	1/23/22 *	34	5-12	.417	4-9	.444	0-0	.000	0	0	0 / 2.4	1	1 / 2	0 / 2	14	12.3	
at Mississippi State	1/27/22 *	17	1-5	.200	0-3	.000	0-0	.000	0	2	2 / 2.3	3	0 / 0	0 / 0	2	11.8	
at Alabama	1/30/22 *	30	7-13	.538	3-7	.429	0-0	.000	1	3	4 / 2.4	1	3 / 0	0 / 1	17	12.0	
RV/#25 OLE MISS	2/3/22 *	28	2-6	.333	0-2	.000	0-0	.000	0	0	0 / 2.3	2	1 / 2	0 / 1	4	11.7	
at #10/13 Tennessee	2/10/22 *	31	9-15	.600	4-6	.667	0-0	.000	0	2	2 / 2.3	2	0 / 1	1 / 2	22	12.1	
ARKANSAS	2/13/22 *	27	3-8	.375	1-5	.200	0-0	.000	0	3	3 / 2.3	5	1 / 0	0 / 1	7	11.9	
at #21/17 Georgia	2/17/22 *	20	0-7	.000	0-4	.000	0-0	.000	0	0	0 / 2.2	2	0 / 0	0 / 0	0	11.5	
MISSISSIPPI STATE	2/20/22 *	27	3-9	.333	3-7	.429	0-0	.000	0	4	4 / 2.3	0	2 / 3	1 / 2	9	11.4	
KENTUCKY	2/24/22 *	38	4-13	.308	2-6	.333	0-0	.000	0	3	3 / 2.3	1 / 2	0 / 0	1	10	11.3	
at #21/15 Florida	2/27/22 *	36	5-13	.385	1-4	.250	1-2	.500	1	4	5 / 2.4	1 / 3	2 / 0	0	12	11.3	
vs. Arkansas	3/3/22 *	34	1-8	.125	1-3	.333	2-2	1.000	0	3	3 / 2.4	4 / 1	4 / 0	1	5	11.1	
DRAKE	3/17/22 *	21	2-6	.333	1-3	.333	0-0	.000	1	3	4 / 2.5	1 / 1	1 / 0	1	5	10.9	
<b>Totals</b>		<b>31</b>	<b>873</b>	<b>129-307.420</b>	<b>63-162.389</b>	<b>18-23.783</b>	<b>7</b>	<b>70</b>	<b>77 / 2.5</b>	<b>59</b>	<b>44 / 49</b>	<b>3 / 32</b>	<b>339</b>	<b>10.9</b>			

## 2020-21 GAME-BY-GAME

OPPONENT	DATE	GS	MIN	FG-A	FG%	3FG-A	3FG%	FT-A	FT%	O	D	REB / AVG	PF	AST / TO	BS / S	TP	AVG.
N. ALABAMA	11/27/20	16	2-7	.286	1-4	.250	0-0	.000	0	1	1 / 1.0	4	1 / 1	0 / 0	5	5.0	
MISSOURI STATE	12/14/20	8	0-1	.000	0-1	.000	0-0	.000	0	0	0 / 0.5	3	0 / 0	0 / 1	0	2.5	
NEW ORLEANS	12/16/20	23	5-7	.714	2-4	.500	0-0	.000	0	1	1 / 0.7	2	1 / 3	0 / 1	12	5.7	
ORAL ROBERTS	12/19/20	21	2-7	.286	1-3	.333	1-2	.500	0	2	2 / 1.0	3	0 / 1	0 / 1	6	5.8	
S. ILLINOIS	12/20/20	23	5-8	.625	3-4	.750	0-0	.000	1	1	2 / 1.2	1	1 / 3	0 / 2	13	7.2	
ALABAMA	12/31/20	10	0-0	.000	0-0	.000	0-0	.000	0	1	1 / 1.2	2	0 / 0	0 / 0	0	6.0	
at #10/10 Arkansas	1/3/21	24	1-4	.250	1-3	.333	2-2	1.00	0	3	3 / 1.4	2	2 / 1	0 / 0	5	5.9	
at Ole Miss	1/14/21	18	2-8	.250	0-2	.000	0-0	.000	0	3	3 / 1.6	0	2 / 0	0 / 0	4	5.6	
LSU	1/18/21	16	3-5	.600	1-3	.333	2-2	1.00	0	1	1 / 1.6	5	1 / 1	0 / 1	9	6.0	
#8/8 TEXAS A&M	1/24/21	7	0-0	.000	0-0	.000	0-0	.000	0	0	0 / 1.4	2	1 / 1	0 / 1	0	5.4	
at #15/14 Kentucky	1/31/21	13	0-1	.000	0-1	.000	0-0	.000	0	0	0 / 1.3	1	0 / 1	0 / 0	0	4.9	
#16/15 ARKANSAS	2/4/21	29	7-12	.583	4-8	.500	1-1	1.00	1	3	4 / 1.5	4	3 / 0	0 / 0	19	6.1	
at Auburn	2/7/21	16	3-7	.429	3-6	.500	0-0	.000	0	0	0 / 1.4	2	2 / 1	0 / 0	9	6.3	
at #1/3 South Carolina	2/11/21	23	3-6	.500	2-3	.667	0-0	.000	1	2	3 / 1.5	1	0 / 1	0 / 0	8	6.4	
#24/25 GEORGIA	2/14/21	24	2-4	.500	2-4	.500	0-0	.000	0	2	2 / 1.5	2	1 / 1	0 / 0	6	6.4	
FLORIDA	2/21/21	23	2-5	.400	2-3	.667	0-0	.000	0	1	1 / 1.5	4	0 / 3	0 / 2	6	6.4	
#20/21 TENNESSEE	2/25/21	17	2-2	1.000	2-2	1.000	0-0	.000	0	0	0 / 1.4	3	0 / 0	0 / 1	6	6.4	
at Mississippi State	2/28/21	26	4-10	.400	1-6	.167	0-0	.000	0	1	1 / 1.4	0	2 / 1	0 / 3	9	6.5	
vs. Alabama	3/4/21	17	2-6	.333	2-5	.400	2-2	1.00	0	1	1 / 1.4	5	0 / 0	0 / 0	8	6.6	
vs. Fresno State	3/19/21	11	4-6	.667	2-3	.667	0-0	.000	0	0	0 / 1.3	3	1 / 0	0 / 1	10	6.8	
vs. Arizona State	3/20/21	23	1-5	.200	0-2	.000	0-0	.000	1	2	3 / 1.4	1	2 / 1	0 / 2	2	6.5	
<b>Totals</b>		<b>0</b>	<b>388</b>	<b>50-111.450</b>	<b>29-67.433</b>	<b>8-9.889</b>	<b>4</b>	<b>25</b>	<b>29 / 1.4</b>	<b>50</b>	<b>20 / 20</b>	<b>0 / 16</b>	<b>137</b>	<b>6.5</b>			

## TRENDS & STREAKS

ACHIEVEMENT	19-20	20-21	21-22	CAREER	CAREER STREAK	FROM WHEN TO WHEN
Scored 10+ points	7	4	17	28	Scored 10+ points	8 games, 12/22/21 - 1/23/22
Scored 15+ points	4	1	10	15	Made 5+ field goals	3 games, 12/22/21 - 1/6/22
Scored 20+ points	1	0	4	5	Made 3+ 3-pointers	2 games (2x), last 1/20/22 - 1/23/22
Made 5+ field goals	5	3	12	20	Had 3+ assists	2 games, 12/1/19 - 12/4/19
Made 2+ 3-pointers	10	10	17	37	Played 20+ minutes	14 games, 11/28/21 - 1/23/22
Made 5+ free throws	1	0	0	1	Played 30+ minutes	7 games, 12/30/21 - 1/23/22
Grabbed 5+ rebounds	1	0	0	3		
Multiple assists	12	6	12	30		
Multiple steals	4	4	10	18		
Played 20+ minutes	19	10	24	43		
Played 30+ minutes	5	0	13	8		

## SEASON/CAREER BESTS

### POINTS

2021-22 \_\_\_\_\_ 34, at Lehigh, 11-28-21  
 Career \_\_\_\_\_ 34, at Lehigh, 11-28-21

### MINUTES

2021-22 \_\_\_\_\_ 42, vs. South Carolina, 12-30-21  
 Career \_\_\_\_\_ 42, vs. South Carolina, 12-30-21

### FIELD GOALS MADE

2021-22 \_\_\_\_\_ 12, at Lehigh, 11-28-21  
 Career \_\_\_\_\_ 12, at Lehigh, 11-28-21

### FIELD GOALS ATTEMPTED

2021-22 \_\_\_\_\_ 19, vs. South Carolina, 12-30-21  
 Career \_\_\_\_\_ 19, vs. South Carolina, 12-30-21

### 3-PT FIELD GOALS MADE

2021-22 \_\_\_\_\_ 9, at Lehigh, 11-28-21  
 Career \_\_\_\_\_ 7, at Lehigh, 11-28-21

### 3-PT FIELD GOALS ATTEMPTED

2021-22 \_\_\_\_\_ 14, at Lehigh, 11-28-21  
 Career \_\_\_\_\_ 14 [2x], last at Lehigh, 11-28-21

### FREE THROWS MADE

2021-22 \_\_\_\_\_ 3 [4x], vs. South Carolina, 12-30-21  
 Career \_\_\_\_\_ 5, vs. Vanderbilt, 2-2-20

### FREE THROWS ATTEMPTED

2021-22 \_\_\_\_\_ 3 [5x], last vs. South Carolina, 12-30-21  
 Career \_\_\_\_\_ 5, vs. Vanderbilt, 2-2-20

### REBOUNDS

2021-22 \_\_\_\_\_ 7, vs. South Carolina, 12-30-21  
 Career \_\_\_\_\_ 7, vs. South Carolina, 12-30-21

### ASSISTS

2021-22 \_\_\_\_\_ 4, vs. Arkansas, 2-4-21  
 Career \_\_\_\_\_ 4, [4x], last vs. Arkansas, 2-4-21

### BLOCKS

2021-22 \_\_\_\_\_ 1, vs. Mississippi State, 2-20-22  
 Career \_\_\_\_\_ 1, vs. Mississippi State, 2-20-22

### STEALS

2021-22 \_\_\_\_\_ 3, at Vanderbilt, 1-20-22  
 Career \_\_\_\_\_ 4, vs. Saint Joseph's, 11-24-19

# MEET THE TEAM

## LAUREN HANSEN

### 2019-20 GAME-BY-GAME (AT AUBURN)

OPPONENT	DATE	GS	MIN	FG-A	FG%	3FG-A	3FG%	FT-A	FT%	O	D	REB / AVG	PF	AST / TO	BS / S	TP	AVG.
OLD DOMINION	11/14/19	21	3-7	.429	1-3	.333	0-0	.000	0	0	0/0.0	5	1/4	0/1	7	7.0	
at UAB	11/21/19 *	22	1-7	.143	0-2	.000	1-2	.500	1	0	1/0.5	3	1/5	0/1	3	5.0	
SAINT JOSEPH'S	11/24/19 *	35	6-10	.600	4-6	.667	2-2	1.000	0	1	1/0.7	2	2/3	0/4	18	9.3	
vs Middle Tennessee	11/29/19 *	12	0-0	.000	0-0	.000	0-0	.000	0	0	0/0.5	5	0/5	0/1	0	7.0	
vs Dayton	11/30/19 *	28	2-11	.182	2-7	.286	2-2	1.000	2	4	6/1.6	3	1/2	0/1	8	7.2	
vs Drake	12/1/19 *	32	8-15	.533	7-14	.500	1-2	.500	0	3	3/1.8	2	4/2	0/1	24	10.0	
at South Alabama	12/4/19 *	26	4-12	.333	2-7	.286	0-0	.000	0	1	1/1.7	1	4/1	0/0	10	10.0	
at TCU	12/7/19 *	29	2-11	.182	2-8	.250	2-2	1.000	0	2	2/1.8	3	1/4	0/1	8	9.8	
BETHUNE-COOKMAN	12/15/19 *	23	4-11	.364	2-6	.333	0-0	.000	0	0	0/1.6	5	3/5	0/0	10	9.8	
JACKSONVILLE ST.	12/28/19 *	26	2-9	.222	2-7	.286	0-0	.000	0	2	2/1.6	1	2/3	0/1	6	9.4	
at Vanderbilt	1/2/20 *	16	0-5	.000	0-5	.000	2-2	1.000	0	0	0/1.5	2	1/4	0/0	2	8.7	
ARKANSAS	1/5/20	21	3-8	.375	1-4	.250	0-0	.000	0	0	0/1.3	1	2/3	0/0	7	8.6	
FLORIDA	1/9/20 *	24	3-8	.375	1-5	.200	0-0	.000	1	1	2/1.4	2	2/5	0/1	7	8.5	
ALABAMA	1/12/20 *	28	1-7	.143	1-4	.250	0-0	.000	0	2	2/1.4	3	4/4	0/0	3	8.1	
at Georgia	1/19/20	13	0-2	.000	0-1	.000	0-0	.000	0	3	3/1.5	0	0/2	0/1	0	7.5	
OLE MISS	1/23/20	17	3-8	.375	1-5	.200	0-0	.000	0	1	1/1.5	2	1/3	0/3	7	7.5	
at Kentucky	1/27/20	18	1-4	.250	0-2	.000	0-0	.000	0	1	1/1.5	2	0/1	0/0	2	7.2	
at Mississippi State	1/30/20 *	19	1-2	.500	1-1	1.000	0-0	.000	0	1	1/1.4	2	2/2	0/1	3	6.9	
VANDERBILT	2/2/20 *	30	6-12	.500	1-4	.250	5-5	1.000	0	1	1/1.4	1	2/3	0/2	18	7.5	
at Alabama	2/9/20 *	27	3-6	.500	1-3	.333	2-3	.667	0	1	1/1.4	0	1/0	0/0	9	7.6	
at #1 South Carolina	2/13/20 *	24	1-5	.200	1-3	.333	0-0	.000	0	1	1/1.4	0	1/1	0/0	3	7.4	
LSU	2/16/20 *	32	5-8	.625	4-6	.667	2-2	1.000	0	1	1/1.4	1	0/3	0/0	16	7.9	
MISSISSIPPI STATE	2/20/20 *	36	5-10	.500	3-6	.500	0-0	.000	0	1	1/1.3	3	1/3	0/2	13	8.0	
at Texas A&M	2/23/20 *	28	2-9	.222	2-8	.250	0-0	.000	0	0	0/1.3	0	2/1	0/0	6	7.9	
at Mizzou	2/27/20 *	20	3-6	.500	1-3	.333	0-0	.000	0	3	3/1.4	2	2/1	0/0	7	7.9	
<b>Totals</b>		<b>20</b>	<b>607</b>	<b>69-193.358</b>	<b>40-120.333</b>	<b>19-22.864</b>	<b>4</b>	<b>30</b>	<b>34/1.4</b>	<b>51</b>	<b>40 / 70</b>	<b>0 / 21</b>	<b>197</b>	<b>7.9</b>			

### 2017-18 GAME-BY-GAME (AT SOUTH CAROLINA)

OPPONENT	DATE	GS	MIN	FG-A	FG%	3FG-A	3FG%	FT-A	FT%	O	D	REB / AVG	PF	AST / TO	BS / S	TP	AVG.
ALABAMA STATE	11/10/17	14	1-5	.200	0-0	.000	0-4	.000	4	1	5/5.0	2	0/1	2/0	2	2.0	
at Clemson	11/16/17	8	0-3	.000	0-1	.000	1-2	.500	2	1	3/4.0	1	0/1	0/0	1	1.5	
WOFFORD	11/19/17	4	0-1	.000	0-0	.000	0-0	.000	0	0	0/2.7	1	0/0	0/0	0	1.0	
vs Rutgers	11/24/17	3	0-1	.000	0-0	.000	0-0	.000	0	0	0/2.0	0	0/1	0/0	0	0.8	
vs St. John's	11/25/17	2	0-0	.000	0-0	.000	1-2	.500	0	0	0/1.6	2	0/1	0/0	1	0.8	
W. CAROLINA	11/30/17	19	4-5	.800	2-2	1.000	1-3	.333	2	6	8/2.7	1	0/0	0/1	11	2.5	
#14/16 DUKE	12/3/17	1	0-1	.000	0-0	.000	0-0	.000	0	0	0/2.3	0	0/0	0/0	0	2.1	
COLL. OF CHAR.	12/5/17	12	0-1	.000	0-0	.000	1-2	.500	1	1	2/2.3	4	1/2	0/1	1	2.0	
SAVANNAH STATE	12/17/17	14	2-3	.667	0-0	.000	1-3	.333	1	0	1/2.1	2	0/0	0/0	5	2.3	
at Temple	12/21/17	9	0-0	.000	0-0	.000	0-0	.000	0	0	0/1.9	1	0/0	0/0	0	2.1	
#22/21 TEXAS A&M	12/31/17	2	0-0	.000	0-0	.000	0-0	.000	0	0	0/1.7	0	0/0	0/0	0	1.9	
at Ole Miss	1/4/18	1	0-0	.000	0-0	.000	0-0	.000	0	0	0/1.6	0	0/0	0/0	0	1.8	
AUBURN	1/11/18	2	0-0	.000	0-0	.000	0-0	.000	0	0	0/1.5	0	0/0	1/0	0	1.6	
#6/6 TENNESSEE	1/14/18	1	0-0	.000	0-0	.000	0-0	.000	0	0	0/1.4	0	0/0	0/0	0	1.5	
at Vanderbilt	1/18/18	6	0-1	.000	0-0	.000	0-0	.000	0	3	3/1.5	0	0/0	0/0	0	1.4	
at Kentucky	1/21/18	3	0-0	.000	0-0	.000	0-0	.000	0	0	0/1.4	0	0/0	0/0	0	1.3	
ARKANSAS	1/25/18	15	2-5	.400	0-0	.000	0-0	.000	4	0	4/1.5	2	0/0	1/0	4	1.5	
#17/1 UCONN	2/1/18	3	0-0	.000	0-0	.000	0-0	.000	0	0	0/1.4	0	0/0	0/0	0	1.4	
at Alabama	2/9/18	7	0-0	.000	0-0	.000	0-0	.000	0	0	0/1.4	1	0/0	1/0	0	1.3	
at #20/19 Georgia	2/15/18	2	0-0	.000	0-0	.000	0-0	.000	0	0	0/1.3	0	0/0	0/0	0	1.3	
KENTUCKY	2/18/18	5	1-1	1.000	0-0	.000	0-0	.000	1	0	1/1.3	1	0/0	0/0	2	1.3	
#24/- LSU	2/22/18	1	0-0	.000	0-0	.000	0-0	.000	0	0	0/1.2	0	0/0	0/0	0	1.2	
at #15/14 Tenn.	2/25/18	17	1-3	.333	0-0	.000	1-2	.500	1	2	3/1.3	3	0/0	0/0	3	1.3	
vs #12/12 Tenn.	3/2/18	2	0-0	.000	0-0	.000	0-0	.000	1	1	2/1.3	1	0/0	0/0	0	1.3	
vs #19/18 Georgia	3/3/18	4	0-1	.000	0-0	.000	0-0	.000	0	2	2/1.4	1	0/0	1/0	0	1.2	
N.C. AGT	3/16/18	6	0-0	.000	0-0	.000	0-0	.000	0	2	2/1.4	0	0/1	0/0	0	1.2	
VIRGINIA	3/18/18	2	0-0	.000	0-0	.000	0-2	.000	0	1	1/1.4	0	0/0	0/0	0	1.1	
vs Buffalo	3/24/18	1	0-0	.000	0-0	.000	0-0	.000	0	0	0/1.3	0	0/0	0/0	0	1.1	
vs #1/1 UConn	3/26/18	3	2-3	.667	0-0	.000	0-0	.000	0	1	1/1.3	0	0/0	0/0	4	1.2	
<b>Totals</b>		<b>0</b>	<b>169</b>	<b>13-34.382</b>	<b>2-3</b>	<b>.667</b>	<b>6-20.300</b>	<b>17</b>	<b>21</b>	<b>38/1.3</b>	<b>23</b>	<b>1/7</b>	<b>6/2</b>	<b>34</b>	<b>1.2</b>		

### PERSONAL

- Born Feb. 25, 2001
- Daughter of Barbara and Peter Hansen
- Has two siblings, Erik and Jake
- Communications major
- Hobbies include reading and being outside
- Biggest influence is Kobe Bryant
- Aspires to play in the WNBA and become a coach in the future
- Chose Mizzou over Tennessee and Michigan

# MEET THE TEAM

## SARA-ROSE SMITH

# 2

**Class:** Junior  
**Position:** Guard  
**Height:** 6-1

**Hometown:** Victoria, Australia  
**High School:** Basketball Australia Centre of Excellence  
**Major:** Psychology

**2021-22:** Appeared in all 31 games and started one contest against Auburn ... Averaged 1.5 points, 2.3 rebounds while converting an efficient 43.6% (17-39) shots from the floor ... Scored a season-high 10 points and grabbed seven boards against Idaho St. (11/21) ... Had an additional 10 point outing on a perfect 4-4 shooting performance and notched five rebounds in 26 minutes off the bench against SIUE (12/2) ... Contributed six points and four boards in 17 minutes off the bench at Arkansas (1/9) ... Dished a season-high four assists and secured four rebounds at Georgia (2/17).

**2020-21:** Played in 13 games in her true freshman campaign, average 0.2 points, 1.4 rebounds and 0.2 assists in 4.3 minutes per game ... Had multiple rebounds in four contests ... Grabbed six rebounds and scored her only bucket of the season in 11 minutes off the bench against New Orleans (12/18) ... Matched season-high with six rebounds and two steals against Southern Illinois (12/20) ... Grabbed three rebounds in nine minutes off the bench against Fresno State (3/19) in the WNIT.

**High School:** Was a member of Australian's selection camp roster for the 2019 FIBA U19 World Cup ... Captured a bronze medal at the 2018 Youth Olympics playing for Australian's 3-on-3 national team ... Led Lake Ginninderra College to an Australian Schools Championship in 2019 after averaging 20.3 points, 12.7 rebounds and 4.1 assists per game ... Played for a Victoria Metro team that won a gold medal at the 2018 U18 Australian Junior Championships, averaging 9.2 points and 8.2 rebounds per game ... Played two seasons for Basketball Australia Centre of Excellence in the NBL1 league, averaging 6.7 points and 4.7 rebounds in the elite conference ... Also competed in volleyball, water polo, track & field and cross country while in high school.

**Personal:** Born on June 19, 2001 ... Daughter of Chris and Kelli-Sue Smith ... Has one sibling, Luke (20) ... Psychology major ... Was awarded the Endeavour Award, Citizenship Award and House Captain at the Basketball Australia Centre of Excellence ... Has volunteered at the Fair Share Kitchen and Red Cross ... Enjoys playing the piano.



SEASON	G-GS	MIN	MPG	FG-A	FG%	3FG-A	3FG%	FT-A	FT%	O	D	REB / AVG	PF	FO	AST / TO	BS / S	TP	AVG.
2020-21	13-0	56	4.3	1-8	.125	0-3	.000	0-0	.000	3	15	18 / 1.4	7	0	3 / 4	2 / 3	2	0.2
2021-22	31-1	316	10.2	17-39	.436	7-22	.318	5-8	.625	20	52	72 / 2.3	20	0	20 / 17	2 / 7	46	1.5
<b>TOTALS</b>	<b>44-1</b>	<b>372</b>	<b>8.6</b>	<b>18-47</b>	<b>.383</b>	<b>7-25</b>	<b>.280</b>	<b>5-8</b>	<b>.625</b>	<b>23</b>	<b>67</b>	<b>100 / 2.1</b>	<b>27</b>	<b>0</b>	<b>23 / 21</b>	<b>4 / 10</b>	<b>48</b>	<b>1.1</b>

# MEET THE TEAM

# SARA ROSE-SMITH

## 2021-22 GAME-BY-GAME

OPPONENT	DATE	GS	MIN	FG-A	FG%	3FG-A	3FG%	FT-A	FT%	O	D	REB / AVG	PF	AST / TO	BS / S	TP	AVG.
MURRAY STATE	11/11/21	6	1-3	.333	1-3	.333	0-0	.000	1	1	2 / 2.0	0	2 / 0	0 / 0	3	3.0	
MORGAN STATE	11/14/21	8	0-0	.000	0-0	.000	0-0	.000	0	0	0 / 1.0	0	2 / 0	0 / 0	0	1.5	
at Saint Louis	11/17/21	8	0-0	.000	0-0	.000	0-0	.000	1	1	2 / 1.3	0	1 / 0	0 / 0	0	1.0	
IDAHO STATE	11/21/21	19	4-4	1.000	2-2	1.000	0-0	.000	2	5	7 / 2.9	2	1 / 0	0 / 1	10	3.3	
Troy	11/23/21	8	0-0	.000	0-0	.000	0-0	.000	1	0	1 / 2.4	0	0 / 0	0 / 1	0	2.6	
vs. Columbia	11/27/21	5	0-1	.000	0-1	.000	0-0	.000	0	0	0 / 2.0	0	0 / 1	0 / 0	0	2.2	
at Lehigh	11/28/21	17	1-1	1.000	1-1	1.000	0-0	.000	1	3	4 / 2.3	0	2 / 0	0 / 1	3	2.3	
SIUE	12/2/21	26	4-4	1.000	2-2	1.000	0-0	.000	1	4	5 / 2.6	2	0 / 2	0 / 0	10	3.3	
at #5/7 Baylor	12/4/21	18	0-2	.000	0-1	.000	0-0	.000	0	4	4 / 2.8	2	0 / 1	0 / 0	0	2.9	
at Missouri State	12/10/21	10	1-2	.500	0-1	.000	2-2	1.000	2	0	2 / 2.7	2	0 / 0	0 / 0	4	3.0	
ALABAMA A&M	12/12/21	10	0-0	.000	0-0	.000	0-0	.000	1	1	2 / 2.6	0	0 / 0	1 / 0	0	2.7	
SOUTHERN U.	12/20/21	9	0-0	.000	0-0	.000	0-0	.000	1	2	3 / 2.7	0	2 / 3	0 / 1	0	2.5	
at Illinois	12/22/21	15	0-1	.000	0-0	.000	0-0	.000	1	1	2 / 2.6	1	2 / 0	0 / 0	0	2.3	
#1/SOUTH CAROLINA	12/30/21	12	0-0	.000	0-0	.000	0-0	.000	0	2	2 / 2.6	1	0 / 0	0 / 0	0	2.1	
AUBURN	1/6/22	*	10	1-2	.500	0-1	.000	0-0	.000	0	0	0 / 2.4	2	0 / 2	0 / 1	0	2.1
at Arkansas	1/9/22	18	2-5	.400	1-4	.250	1-2	.500	1	3	4 / 2.5	3	0 / 1	0 / 0	6	2.4	
at #12/12 LSU	1/13/22	7	0-0	.000	0-0	.000	1-2	.500	0	2	0 / 2.5	1	0 / 2	0 / 0	0	2.2	
#13/15 GEORGIA	1/17/22	17	0-1	.000	0-0	.000	0-0	.000	2	3	5 / 2.6	1	1 / 2	0 / 1	0	2.1	
at Vanderbilt	1/20/22	7	0-2	.000	0-2	.000	0-0	.000	0	1	1 / 2.5	1	0 / 0	0 / 0	0	2.0	
TEXAS A&M	1/23/22	3	0-0	.000	0-0	.000	0-0	.000	0	1	1 / 2.5	0	0 / 0	0 / 0	0	1.9	
at Mississippi State	1/27/22	12	2-3	.667	0-1	.000	0-0	.000	2	3	5 / 2.6	1	1 / 0	0 / 1	4	2.0	
at Alabama	1/30/22	6	0-0	.000	0-0	.000	1-2	.500	0	0	0 / 2.5	0	1 / 0	0 / 0	1	2.0	
RV/ #25 OLE MISS	2/3/22	2	0-0	.000	0-0	.000	0-0	.000	0	2	2 / 2.4	0	0 / 0	0 / 0	0	1.9	
at Tennessee	2/10/22	2	0-1	.000	0-0	.000	0-0	.000	0	2	2 / 2.4	0	0 / 0	0 / 0	0	1.8	
ARKANSAS	2/13/22	1	0-0	.000	0-0	.000	0-0	.000	0	0	0 / 2.3	0	0 / 0	0 / 0	0	1.7	
at #21/17 Georgia	2/17/22	17	0-1	.000	0-0	.000	1-2	.500	1	3	4 / 2.4	0	4 / 2	0 / 0	1	1.7	
MISSISSIPPI STATE	2/20/22	4	0-0	.000	0-0	.000	0-0	.000	0	0	0 / 2.3	0	1 / 0	0 / 0	0	1.6	
KENTUCKY	2/24/22	10	0-0	.000	0-0	.000	0-0	.000	0	2	2 / 2.3	0	0 / 1	0 / 0	0	1.6	
at #21/15 Florida	2/27/22	15	0-0	.000	0-0	.000	0-0	.000	1	5	6 / 2.4	1	0 / 0	0 / 0	0	1.5	
vs. Arkansas	3/3/22	3	0-3	.000	0-1	.000	0-0	.000	1	0	1 / 2.4	0	0 / 0	0 / 0	0	1.5	
DRAKE	3/17/22	10	1-3	.333	0-2	.000	0-0	.000	0	1	1 / 2.3	0	0 / 0	1 / 1	2	1.5	
<b>Totals</b>		<b>31</b>	<b>316</b>	<b>17-39</b>	<b>.436</b>	<b>7-22</b>	<b>.318</b>	<b>5-8</b>	<b>.625</b>	<b>20</b>	<b>52</b>	<b>72 / 2.3</b>	<b>20</b>	<b>20 / 17</b>	<b>2 / 7</b>	<b>46</b>	<b>1.5</b>

## 2020-21 GAME-BY-GAME

OPPONENT	DATE	GS	MIN	FG-A	FG%	3FG-A	3FG%	FT-A	FT%	O	D	REB / AVG	PF	AST / TO	BS / S	TP	AVG.
NORTH ALABAMA	11/27/20	4	0-0	.000	0-0	.000	0-0	.000	0	1	1 / 1.0	1	0 / 0	0 / 0	0	0.0	
MISSOURI STATE	12/14/20	2	0-0	.000	0-0	.000	0-0	.000	0	0	0 / 0.5	0	0 / 0	0 / 0	0	0.0	
NEW ORLEANS	12/16/20	11	1-2	.500	0-0	.000	0-0	.000	2	4	6 / 2.3	1	2 / 1	0 / 0	2	0.7	
ORAL ROBERTS	12/19/20	7	0-1	.000	0-0	.000	0-0	.000	0	2	2 / 2.3	1	1 / 0	0 / 1	0	0.5	
S. ILLINOIS	12/20/20	15	0-2	.000	0-1	.000	0-0	.000	0	6	6 / 3.0	2	0 / 2	1 / 2	0	0.4	
ALABAMA	12/31/20	1	0-1	.000	0-1	.000	0-0	.000	0	0	0 / 2.5	1	0 / 0	0 / 0	0	0.3	
at #10 /10 Arkansas	1/3/21	1	0-0	.000	0-0	.000	0-0	.000	0	0	0 / 2.1	0	0 / 0	1 / 0	0	0.3	
#16/15 ARKANSAS	2/4/21	0	0-0	.000	0-0	.000	0-0	.000	0	0	0 / 1.9	0	0 / 0	0 / 0	0	0.2	
at #1/3 South Carolina	2/11/21	2	0-0	.000	0-0	.000	0-0	.000	0	0	0 / 1.7	0	0 / 0	0 / 0	0	0.2	
#24/25 GEORGIA	2/14/21	1	0-0	.000	0-0	.000	0-0	.000	0	0	0 / 1.5	1	0 / 0	0 / 0	0	0.2	
FLORIDA	2/21/21	1	0-0	.000	0-0	.000	0-0	.000	0	0	0 / 1.4	0	0 / 0	0 / 0	0	0.2	
at Mississippi State	2/28/21	2	0-0	.000	0-0	.000	0-0	.000	0	0	0 / 1.3	0	0 / 0	0 / 0	0	0.2	
vs. Fresno State	3/19/21	9	0-2	.000	0-1	.000	0-0	.000	1	2	3 / 1.4	0	0 / 1	0 / 0	0	0.2	
<b>Totals</b>		<b>56</b>	<b>1-8</b>	<b>.125</b>	<b>0-3</b>	<b>.000</b>	<b>0-0</b>	<b>.000</b>	<b>3</b>	<b>15</b>	<b>18 / 1.4</b>	<b>7</b>	<b>3 / 4</b>	<b>2 / 3</b>	<b>2</b>	<b>0.2</b>	

## TRENDS & STREAKS

ACHIEVEMENT	20-21	21-22	CAREER	CAREER STREAK	FROM WHEN TO WHEN
Scored 10+ points		2	2	Scored 10+ points	
Scored 15+ points				Made 5+ field goals	
Scored 20+ points				Made 3+ 3-pointers	
Made 5+ field goals				Had 3+ assists	
Made 2+ 3-pointers		1	1	Played 20+ minutes	
Made 5+ free throws				Played 30+ minutes	
Grabbed 5+ rebounds	2	5	7		
Multiple assists	1	6	7		
Multiple steals	1		1		
Played 20+ minutes		1	1		
Played 30+ minutes					

## SEASON/CAREER BESTS

<b>POINTS</b>	
2021-22 _____	10, vs. SIUE, 12-02-21
Career _____	10, vs. SIUE, 12-02-21
<b>MINUTES</b>	
2021-22 _____	26, vs. SIUE, 12-02-21
Career _____	26, vs. SIUE, 12-02-21
<b>FIELD GOALS MADE</b>	
2021-22 _____	4, at Arkansas, 1-9-22
Career _____	4, at Arkansas, 1-9-22
<b>FIELD GOALS ATTEMPTED</b>	
2021-22 _____	5, at Arkansas, 1-9-22
Career _____	5, at Arkansas, 1-9-22
<b>3-PT FIELD GOALS MADE</b>	
2021-22 _____	2, vs. SIUE, 12-02-21
Career _____	2, vs. SIUE, 12-02-21
<b>3-PT FIELD GOALS ATTEMPTED</b>	
2021-22 _____	4, at Arkansas, 1-9-22
Career _____	4, at Arkansas, 1-9-22
<b>FREE THROWS MADE</b>	
2021-22 _____	2, at Missouri State, 12-10-21
Career _____	2, at Missouri State, 12-10-21
<b>FREE THROWS ATTEMPTED</b>	
2021-22 _____	2, at Georgia, 2-17-22
Career _____	2, at Georgia, 2-17-22
<b>REBOUNDS</b>	
2021-22 _____	7, vs. Idaho State, 11-21-21
Career _____	77, vs. Idaho State, 11-21-21
<b>ASSISTS</b>	
2021-22 _____	4, at Georgia, 2-17-22
Career _____	4, at Georgia, 2-17-22
<b>BLOCKS</b>	
2021-22 _____	1, [4x], last vs. Drake, 3-17-22
Career _____	1, [4x], last vs. Drake, 3-17-22
<b>STEALS</b>	
2021-22 _____	1, vs. Drake, 3-17-22
Career _____	2, vs. Southern Illinois, 12-20-20

# MEET THE TEAM

## MAMA DEMBELE

# 4

**Class:** Junior  
**Position:** Guard  
**Height:** 5-6

**Hometown:** Manlleu, Spain  
**High School:** IES Joaquin Blume  
**Major:** Health Science - Rehabilitation Sciences

### Awards and Honors

- 2020-21 All-SEC Freshman Team
- 2020-21 First Year SEC Academic Honor Roll

**2021-22:** Started all 31 games as a sophomore, averaging 5.2 points and 2.3 rebounds ... Ranked 10th in the SEC with 3.6 assists per game ... Finished 19th in the conference with 44 steals ... Scored a season-best 17 points and dished a pair of assists ... Recorded five assists, two rebounds and 16 points behind a 3-for-3 performance from beyond the arc at Arkansas (1/9) ... Submitted a versatile season-opening performances with 13 points, four steals, three rebounds ... Contributed 13 points, four rebounds and three assists against Troy (11/23) ... Totaled 13 points, three assists and two rebounds at Florida (2/27) ... Scored 11 points and added three assists in the victory over then No. 1 South Carolina (12/30).

**2020-21:** Played and started in all 22 games of her freshman campaign, averaging 3.3 points, 1.7 rebounds, 2.8 assists and 1.6 steals in 22.1 minutes per game ... Was the only freshman in the SEC to start every game of their team's season ... was named to the SEC All-Freshman team for her debut campaign ... Her 35 steals and 59 assists ranked ninth and 10th, respectively, all-time among Mizzou freshmen ... Dished out three-plus assists in 11 games and five-plus assists in four games ... had multiple steals in nine games ... started in her collegiate debut against North Alabama (11/27) and scored eight points with three assists ... Scored eight points and had a team-high six assists against New Orleans (12/16) ... dished out five assists and had six points against Oral Roberts (12/19) ... had five assists and three steals at Ole Miss (1/14) ... recorded four assists and four steals at Auburn (2/7) ... produced a season-high seven assists against Florida (2/21) ... scored seven points and had a season-best six steals at Mississippi State (2/28).

**High School:** Participated in the 2020 NBA Basketball Without Borders Global Camp hosted by FIBA during the 2020 NBA All-Star weekend ... Was named the best student-athlete for the 2019-20 season at IES Joaquin Blume ... Was a member of Spain's national team at the 2019 U18 European Championships, averaging 3.3 points and 3.7 assists per game ... Helped lead Spain to a bronze medal finish and earned All-Star recognition at the 2018 U16 European Championships after averaging 5.4 points, 4.4 rebounds and 5.4 assists per game.

**Personal:** Born on Jan. 1, 2002 ... Daughter of Bably Dembele Keita and Awa Traore Kanle ... Has two brothers, Makan and Salif ... Health Science - Rehabilitation Sciences major ... Enjoys dancing, reading and writing.



SEASON	G-GS	MIN	MPG	FG-A	FG%	3FG-A	3FG%	FT-A	FT%	O	D	REB / AVG	PF	FO	AST / TO	BS / S	TP	AVG.
2020-21	22-22	487	22.1	26-75	.347	5-25	.200	16-24	.667	6	32	38 / 1.7	46	1	61 / 45	2 / 35	73	3.3
2021-22	31-31	915	29.4	58-155	.374	17-53	.321	29-43	.674	13	58	71 / 2.3	71	1	112 / 79	1 / 44	162	5.2
<b>TOTALS</b>	<b>53-53</b>	<b>1402</b>	<b>26.4</b>	<b>84-230</b>	<b>.365</b>	<b>22-78</b>	<b>.282</b>	<b>45-67</b>	<b>.672</b>	<b>19</b>	<b>90</b>	<b>109 / 2.1</b>	<b>117</b>	<b>2</b>	<b>173 / 124</b>	<b>3 / 79</b>	<b>235</b>	<b>4.4</b>

# MEET THE TEAM

# MAMA DEMBELE

## 2021-22 GAME-BY-GAME

OPPONENT	DATE	GS	MIN	FG-A	FG%	3FG-A	3FG%	FT-A	FT%	O	D	REB / AVG	PF	AST / TO	BS / S	TP	AVG.
MURRAY STATE	11/11/21 *	31	5-8	.625	1-3	.333	2-2	1.000	0	3	3/3	0	1	2/3	1/4	13	13.0
MORGAN STATE	11/14/21 *	20	0-5	.000	0-2	.000	1-4	.250	0	0	0/15	1	5/0	0/3	1	7	7.0
at Saint Louis	11/17/21 *	20	0-1	.000	0-0	.000	0-0	.000	1	2	3/20	3	4/2	0/1	0	4	4.7
IDAHO STATE	11/21/21 *	13	1-5	.200	0-2	.000	0-0	.000	0	0	0/15	2	5/2	0/2	2	4	4.0
Troy	11/23/21 *	35	4-6	.667	2-4	.500	3-6	.500	1	3	4/20	1	3/3	0/1	13	5.8	
vs. Columbia	11/27/21 *	19	2-6	.333	0-1	.000	0-0	.000	2	0	2/20	2	2/2	0/1	4	5.5	
at Lehigh	11/28/21 *	23	0-2	.000	0-1	.000	0-0	.000	3	4	7/27	1	5/0	0/1	0	4	4.7
SIUE	12/2/21 *	21	4-7	.571	1-3	.333	0-0	.000	0	1	1/25	1	8/3	0/0	9	5.3	
at #5/7 Baylor	12/4/21 *	10	0-2	.000	0-1	.000	0-0	.000	1	2	3/26	5	1/2	0/0	0	4	4.7
at Missouri State	12/10/21 *	19	1-1	1.000	1-1	1.000	0-0	.000	1	4	5/28	0	3/3	0/0	3	4.5	
ALABAMA A&M	12/12/21 *	26	3-6	.500	1-2	.500	0-0	.000	0	1	1/26	1	4/1	0/1	7	4.7	
SOUTHERN U.	12/20/21 *	25	1-4	.250	1-1	1.000	0-0	.000	0	2	2/26	1/1	2/0	0	3	4.6	
at Illinois	12/22/21 *	26	1-2	.500	0-1	.000	0-0	.000	0	2	2/25	2/3	3/0	4	2	4.4	
#1/SOUTH CAROLINA	12/30/21 *	44	4-10	.400	2-4	.500	1-2	.500	0	1	1/24	2/3	2/0	2	11	4.9	
AUBURN	1/6/22 *	42	0-2	.000	0-2	.000	0-0	.000	0	4	4/25	1/5	5/0	3	0	4.5	
at Arkansas	1/9/22 *	35	5-7	.714	3-3	1.000	3-4	.750	1	1	2/25	4/5	2/0	1	16	5.3	
at #12/12 LSU	1/13/22 *	43	0-2	.000	0-1	.000	1-2	.500	0	2	2/25	3/4	6/0	0	1	5.0	
#13/15 GEORGIA	1/17/22 *	29	2-5	.400	0-1	.000	0-0	.000	0	2	0/23	4/1	0/0	2	4	4.9	
at Vanderbilt	1/20/22 *	33	2-5	.400	1-1	1.000	0-0	.000	0	0	0/22	3/6	5/0	2	5	4.9	
TEXAS A&M	1/23/22 *	36	2-6	.333	1-2	.500	3-4	.750	0	4	4/23	2/7	0/0	2	8	5.1	
at Mississippi State	1/27/22 *	33	2-7	.286	1-4	.250	0-0	.000	0	2	2/23	1/1	6/0	4	5	5.1	
at Alabama	1/30/22 *	27	1-1	1.000	1-1	1.000	0-0	.000	0	0	0/22	3/6	2/0	0	3	5.0	
RV/ #25 OLE MISS	2/3/22 *	29	1-3	.333	0-0	.000	0-0	.000	0	2	2/22	4/1	5/0	0	2	4.9	
at #10/13 Tennessee	2/10/22 *	32	1-5	.200	0-1	.000	0-0	.000	0	1	1/21	3/6	3/0	3	2	4.8	
ARKANSAS	2/13/22 *	37	7-12	.583	1-2	.500	2-4	.500	0	0	0/20	4/2	3/0	2	17	5.2	
at #21/17 Georgia	2/17/22 *	24	0-1	.000	0-1	.000	0-0	.000	0	3	3/21	2/2	3/0	0	0	5.0	
MISSISSIPPI STATE	2/20/22 *	36	3-6	.500	0-2	.000	1-2	.500	0	5	5/22	2/6	4/0	2	7	5.1	
KENTUCKY	2/24/22 *	30	2-6	.333	0-1	.000	2-2	1.000	1	3	4/23	2/5	1/0	0	6	5.1	
at #21/15 Florida	2/27/22 *	36	2-7	.286	0-2	.000	9-10	.900	1	1	2/22	4/3	2/0	2	13	5.4	
vs. Arkansas	3/3/22 *	37	1-10	.100	0-2	.000	0-0	.000	1	0	1/22	3/2	1/0	0	2	5.3	
DRAKE	3/17/22 *	41	1-3	.333	0-1	.000	1-1	1.000	0	5	5/23	3/3	3/0	1	3	5.2	

## 2020-21 GAME-BY-GAME

OPPONENT	DATE	GS	MIN	FG-A	FG%	3FG-A	3FG%	FT-A	FT%	O	D	REB / AVG	PF	AST / TO	BS / S	TP	AVG.
NORTH ALABAMA	11/27/20 *	28	4-6	.667	0-0	.000	0-0	.000	2	1	3/30	4	3/2	1/0	8	8.0	
MISSOURI STATE	12/14/20 *	24	0-6	.000	0-2	.000	0-0	.000	1	0	1/20	3	1/0	0/0	0	4.0	
NEW ORLEANS	12/16/20 *	17	3-4	.750	1-1	1.00	1-2	.500	0	3	3/23	1	6/0	1/0	8	5.3	
ORAL ROBERTS	12/19/20 *	22	2-4	.500	0-2	.000	2-4	.500	0	4	4/28	2	5/2	0/1	6	5.5	
S.I.LINDSI	12/20/20 *	20	1-1	1.00	0-0	.000	0-0	.000	0	1	1/24	3	2/4	0/1	2	4.8	
ALABAMA	12/31/20 *	23	1-3	.333	1-2	.500	0-0	.000	0	0	0/20	2	0/4	0/1	3	4.5	
at #10/10 Arkansas	1/3/21 *	16	1-3	.333	0-2	.000	0-0	.000	0	1	1/19	3	3/4	0/1	2	4.1	
at Ole Miss	1/4/21 *	26	1-3	.333	0-1	.000	0-0	.000	1	1	2/19	2	5/4	0/3	2	3.9	
LSU	1/8/21 *	17	2-5	.400	0-0	.000	3-4	.750	1	1	2/19	5	2/2	0/3	7	4.2	
#8/8 TEXAS A&M	1/24/21 *	29	1-3	.333	1-1	1.00	0-0	.000	0	1	1/18	3	1/2	0/2	3	4.1	
at Florida	1/28/21 *	32	2-10	.200	0-4	.000	3-6	.500	0	3	3/19	4	0/3	0/2	7	4.4	
at #15/14 Kentucky	1/31/21 *	18	1-2	.500	0-1	.000	1-2	.500	0	0	0/18	2	2/1	0/0	3	4.3	
#16/15 ARKANSAS	2/4/21 *	10	0-3	.000	0-1	.000	0-0	.000	0	3	3/18	1	0/3	0/0	0	3.9	
at Auburn	2/7/21 *	24	0-1	.000	0-0	.000	2-2	1.00	0	0	0/17	2	4/0	0/4	2	3.8	
at #1/3 South Carolina	2/11/21 *	23	0-3	.000	0-0	.000	2-2	1.00	0	3	3/18	0	2/1	0/2	2	3.7	
#24/25 GEORGIA	2/14/21 *	31	1-3	.333	1-1	1.00	2-2	1.00	0	3	3/19	0	4/2	0/1	5	3.8	
FLORIDA	2/21/21 *	15	0-2	.000	0-1	.000	0-0	.000	0	0	0/18	1	7/1	0/2	0	3.5	
#20/21 TENNESSEE	2/25/21 *	13	0-1	.000	0-1	.000	0-0	.000	0	3	3/18	0	3/2	0/0	0	3.3	
at Mississippi State	2/28/21 *	27	3-4	.750	1-2	.500	0-0	.000	0	2	2/18	3	2/5	0/6	7	3.5	
vs. Alabama	3/4/21 *	21	0-2	.000	0-1	.000	0-0	.000	1	1	2/19	3	2/1	0/1	0	3.4	
vs. Fresno State	3/19/21 *	25	2-4	.500	0-2	.000	0-0	.000	0	1	1/18	2	4/2	0/4	4	3.4	
vs. Arizona State	3/20/21 *	26	1-2	.500	0-0	.000	0-0	.000	0	0	0/17	0	3/0	0/1	2	3.3	
<b>Totals</b>		<b>487</b>	<b>26-75</b>	<b>.347</b>	<b>5-25</b>	<b>.200</b>	<b>16-24</b>	<b>.667</b>	<b>6</b>	<b>32</b>	<b>38 / 1.7</b>	<b>46</b>	<b>61 / 45</b>	<b>2 / 35</b>	<b>73</b>	<b>3.3</b>	

## TRENDS & STREAKS

ACHIEVEMENT	20-21	21-22	CAREER	CAREER STREAK	FROM WHEN TO WHEN
Scored 10+ points		6	6	Scored 10+ points	
Scored 15+ points		2	2	Made 5+ field goals	
Scored 20+ points				Made 3+ 3-pointers	
Made 5+ field goals		3	3	Had 3+ assists	5 games, 12/22/21 - 1/13/22
Made 2+ 3-pointers		3	3	Played 20+ minutes	21 games, 12/12/21 - 3/17/22
Made 5+ free throws		1	1	Played 30+ minutes	5 games, 2-20-22 - 3-17-22
Grabbed 5+ rebounds		4	4		
Multiple assists	17	24	41		
Multiple steals	9	14	23		
Played 20+ minutes	15	27	42		
Played 30+ minutes	2	16	18		

## SEASON/CAREER BESTS

### POINTS

2021-22 \_\_\_\_\_ 17, vs. Arkansas, 2-13-22  
 Career \_\_\_\_\_ 17, vs. Arkansas, 2-13-22

### MINUTES

2021-22 \_\_\_\_\_ 44, vs. South Carolina, 12-30-21  
 Career \_\_\_\_\_ 44, vs. South Carolina, 12-30-21

### FIELD GOALS MADE

2021-22 \_\_\_\_\_ 7, vs. Arkansas, 2-13-22  
 Career \_\_\_\_\_ 7, vs. Arkansas, 2-13-22

### FIELD GOALS ATTEMPTED

2021-22 \_\_\_\_\_ 12, vs. Arkansas, 2-13-22  
 Career \_\_\_\_\_ 12, vs. Arkansas, 2-13-22

### 3-PT FIELD GOALS MADE

2021-22 \_\_\_\_\_ 3, at Arkansas, 1-9-22  
 Career \_\_\_\_\_ 3, at Arkansas, 1-9-22

### 3-PT FIELD GOALS ATTEMPTED

2021-22 \_\_\_\_\_ 4 [4x], last at Mississippi State, 1-27-22  
 Career \_\_\_\_\_ 4 [4x], last at Mississippi State, 1-27-22

### FREE THROWS MADE

2021-22 \_\_\_\_\_ 9, at Florida, 2-27-22  
 Career \_\_\_\_\_ 9, at Florida, 2-27-22

### FREE THROWS ATTEMPTED

2021-22 \_\_\_\_\_ 10, at Florida, 2-27-22  
 Career \_\_\_\_\_ 10, at Florida, 2-27-22

### REBOUNDS

2021-22 \_\_\_\_\_ 7, at Lehigh, 11-28-21  
 Career \_\_\_\_\_ 7, at Lehigh, 11-28-21

### ASSISTS

2021-22 \_\_\_\_\_ 8, vs. SIUE, 12-2-21  
 Career \_\_\_\_\_ 8, vs. SIUE, 12-2-21

### BLOCKS

2021-22 \_\_\_\_\_ 1 [3x], last vs. Murray State, 11-11-21  
 Career \_\_\_\_\_ 1 [3x], last vs. Murray State, 11-11-21

### STEALS

2021-22 \_\_\_\_\_ 4, at Mississippi State, 1-27-22  
 Career \_\_\_\_\_ 4, at Mississippi State, 1-27-22

# MEET THE TEAM

## KATLYN GILBERT

# 10

**Class:** Graduate  
**Position:** Guard  
**Height:** 5-10

**Hometown:** Indianapolis, Ind.  
**High School (Previous School):** Heritage Christian (Notre Dame)  
**Major:** Parks, Recreation & Sport - Sport Management

### Awards and Honors

**2020-21:** Played in 9 games, with 2 starts, averaging 19.9 minutes ... Missed significant time with a foot injury before making her return at Pitt on Feb. 22. Gilbert missed a total of nine games. She recorded 2 boards, 2 assists, 1 steal and 1 block in her re-debut. Made her first basket back in win over FSU on Feb. 25 ... Played 18 minutes against Louisville on Feb. 28, going 2-of-6 from the field to total 4 points & 2 rebounds ... Started in the win over Virginia Tech (12/17), totaling 5 points, 2 blocks, 2 steals, 1 assist and 3 rebounds. Knocked down 3 free-throws in the final seconds of the game ... Season high 9 points on 3-of-5 shooting in ACC opener vs. Georgia Tech (12/13) ... Made her 2020-21 season debut vs. No. 24 Michigan (12/3), tallying 4 points and 7 boards, as the latter was one shy of her career high.

**2019-20:** Played in all 31 games, starting in all but two. Averaged 33.8 minutes ... Recorded a career best streak of 13 double-digit scoring games in a row to start the season. She finished with 25, which led all ACC freshmen ... Gilbert (13.6 ppg) ranked 2nd among ACC freshmen in scoring, behind Brunelle ... Only two players in all of the ACC averaged at least 13 points, 2.5 assists, 2.0 steals and 4 rebounds: Gilbert and Duke's Haley Gorecki. Only five players total among Power-5 schools. All of Division-I freshmen - just Gilbert and Buffalo's Dyaisha Fair ... Gilbert's 13.6 scoring average ranked 8th all-time for ND freshmen ... Only three freshmen pairs in all of Division-I averaged 13.0 ppg or higher -> ND's Brunelle and Gilbert, Fresno State's Haley & Hanna Cavinder and UTSA's Mikayla Woods & Adryana Quezada ... Brunelle/Gilbert/Peoples became the first freshmen trio to all finish with a double-digit scoring average. Plus, Brunelle and Gilbert became the highest scoring freshmen pairing in ND history, besting: Arike Ogunbowale (11.4) and Marina Mabrey (10.7), 2015-16 // Mary Beth Schueth (13.0) and Carries Bates (12.4), 1981-82 ... Among freshmen at power-five schools, Gilbert's scoring average ranked 8th ... Her 2.0 steals/game ranked 3rd in the ACC - led all conference rookies ... Averaged 3.4 assists/game in league play, which ranked 12th in the ACC ... Tied her career high of eight rebounds twice over the last five games ... Made the most of her final game of the season, scoring 16 of her 20 points in the second half vs Pitt. Gilbert finished with four 20+ point scoring efforts for the year ... Gilbert poured in 11 points in the third quarter vs. UNC (2/27), totaling 24 for the game ... Up just 66-64 vs. Syracuse (2/23) with 4:02 remaining, Gilbert converted on back-to-back possessions to help the Irish push ahead to the 72-70 victory ... Named the ACC Rookie of the Week (Feb. 10) after averaging 14.5 points, 5.5 rebounds and 3.5 assists in wins over Wake Forest and Pitt. Gilbert delivered a critical late-game jumper to break a 69-69 tie at Wake eventually winning 75-71. Then Gilbert scored 11 of her 17 points in the first half vs Pitt ... During ND's 20-0 run against Miami in the third quarter on Jan. 19, Gilbert supplied eight of the points, ultimately finishing with 12 points & 7 assists ... Went off against No. 9 NC State (1/12) with a career high 25 points on 12 made field goals ... Scored 11 of her 15 points at No. 4 UConn (12/8) in the second half. Prior, Gilbert scored all 15 of her points in the second half vs. Minnesota (12/4) - eight of which came in the 4th quarter ... Made the most of her first career start, leading the Irish with 24 points on 9-of-15 shooting from the floor.

**2018-19:** Separated her right shoulder in win over No. 14 Iowa (11/29). Had surgery to repair damage in shoulder and earned a redshirt for the season ... Played in first 7 games and averaged 15.9 minutes ... Broke out against Gonzaga, pouring in 14 points on 5-of-8 shooting to go along with her 5 rebounds ... Was disruptive on defense against Drake, nabbing a season best 4 steals.

**High School:** Attended Heritage Christian School in Indianapolis where she lettered four years in women's basketball ... Averaged 18.5 points, 7.0 rebounds and 4.0 steals during her senior season ... Became just the second women's basketball player at Heritage Christian School history to be named a McDonald's All-American ... Gilbert recorded seven points, three assists and two steals at the McDonald's All-American game ... Gilbert was 1-of-13 players named to the Indiana All-Stars team ... Competed in the 2018 Jordan Brand Classic at the Barclays Center ... Ranked 25th overall in the Class of 2018 and sixth at the position ... Led Heritage Christian to back-to-back Class 3A State Championships in her first two seasons ... Averaged 16.8 points, 7.5 rebounds, along with 52.0 percent shooting as a junior ... Led school to the semifinals of the Class 3A State championship as a junior. Went 21-6 overall and won fifth straight regional title ... Also played for Best Choice United, her junior season, she was already in her school's 1,000-point club as well as the 1,000-rebound club.

**Personal:** Born on Oct. 19, 1998 ... Daughter of Kevin and Holly Troup ... Father, Kevin, played point guard at Athens State and is now a basketball coach ... Major is Sport Management ... Hobbies include going on adventures, finding new music to listen to and reading ... Favorite basketball player is Larry Bird ... Would like to get into coaching after playing career is over ... Held offers from Alabama, Auburn, Vanderbilt, UAB, Texas, Texas Tech and South Carolina, among others.



SEASON	G-GS	MIN	MPG	FG-A	FG%	3FG-A	3FG%	FT-A	FT%	O	D	REB / AVG	PF	FO	AST / TO	BS / S	TP	AVG.
2018-19	7-0	111	16.0	9-20	.450	1-5	.200	6-8	.750	4	11	15 / 2.1	11	0	2 / 8	1 / 6	25	3.6
2019-20	32-30	1011	31.6	181-465	.389	9-44	.205	77-114	.675	26	120	146 / 4.6	63	1	82 / 61	15 / 61	448	14.0
2020-21	9-2	179	19.9	12-35	.343	1-5	.200	9-16	.563	4	17	21 / 2.3	16	0	9 / 11	5 / 8	34	3.8
2021-22	5-0	29	5.8	0-2	.000	0-0	.000	2-2	1.000	0	4	4 / 0.8	1	0	2 / 1	0 / 1	2	0.4
<b>TOTAL</b>	<b>53-32</b>	<b>1366</b>	<b>25.1</b>	<b>202-522</b>	<b>.387</b>	<b>11-54</b>	<b>.204</b>	<b>94-140</b>	<b>.671</b>	<b>34</b>	<b>152</b>	<b>186 / 3.5</b>	<b>91</b>	<b>1</b>	<b>95 / 123</b>	<b>21 / 76</b>	<b>509</b>	<b>9.6</b>

# MEET THE TEAM

# KATLYN GILBERT

## 2021-22 GAME-BY-GAME (NOTRE DAME)

OPPONENT	DATE	GS	MIN	FG-A	FG%	3FG-A3FG%	FT-A FT%	O	D	REB / AVG	PF	AST / TO	BS / S	TP	AVG.	
OHIO	11/9/21	7	0-0	.000	0-0	.000	2-2	1.000	0	2	2/2.0	0	1/0	0/1	2	2.0
WESTERN ILL.	11/11/21	6	0-0	.000	0-0	.000	0-0	0.000	0	0	0/1.0	0	1/0	0/0	0	1.0
FORDHAM	11/18/21	1	0-0	.000	0-0	.000	0-0	0.000	0	0	0/0.7	0	0/0	0/0	0	0.7
PURDUE FORT WAYNE	12/12/21	8	0-1	.000	0-0	.000	0-0	0.000	0	2	2/1.0	1	0/0	0/0	0	0.5
PITTSBURGH	12/19/21	0	0-1	.000	0-0	.000	0-0	0.000	0	0	0/0.8	1	0/0	0/0	0	0.4
<b>Totals</b>		<b>22</b>	<b>0-2</b>	<b>.000</b>	<b>0-0</b>	<b>.000</b>	<b>2-2</b>	<b>1.000</b>	<b>0</b>	<b>4</b>	<b>4/.08</b>	<b>2</b>	<b>2/0</b>	<b>0/1</b>	<b>2</b>	<b>0.4</b>

## 2020-21 GAME-BY-GAME (NOTRE DAME)

OPPONENT	DATE	GS	MIN	FG-A	FG%	3FG-A3FG%	FT-A FT%	O	D	REB / AVG	PF	AST / TO	BS / S	TP	AVG.		
MICHIGAN	12/3/20	28	1-6	.167	0-0	.000	2-6	.333	1	6	7/7.0	2	1/3	1/1	4	4.0	
IUPUI	12/6/20	21	3-5	.600	0-0	.000	1-1	1.000	0	0	0/3.5	1	2/0	1/0	7	5.0	
GEORGIA TECH	12/13/20	32	3-5	.600	1-1	1.000	2-4	.500	1	0	1/2.7	2	2/2	0/1	9	6.7	
VIRGINIA TECH	12/17/20	30	1-5	.200	0-0	.000	3-4	.750	1	2	3/2.7	3	1/1	2/2	5	6.3	
at Clemson	12/20/20	1-7	.143	0-3	.000	1-1	1.000	0	3	3/2.8	4	0/1	0/2	3	5.6		
at Pittsburgh	12/22/21	13	0-0	.000	0-0	.000	0-0	0.000	0	2	2/2.7	0	2/0	1/1	0	4.7	
FLORIDA STATE	2/25/21	9	1-1	1.000	0-0	.000	0-0	0.000	0	1	1/2.4	0	1/0	0/0	2	4.3	
LOUISVILLE	2/28/21	17	2-6	.333	0-1	.000	0-0	0.000	1	1	2/2.3	4	0/3	0/1	4	4.3	
CLEMSON	3/4/21	1	0-0	.000	0-0	.000	0-0	0.000	0	2	2/2.3	0	0/1	0/0	0	3.8	
<b>Totals</b>		<b>0</b>	<b>179</b>	<b>12-35</b>	<b>.343</b>	<b>1-5</b>	<b>.200</b>	<b>9-16</b>	<b>.563</b>	<b>4</b>	<b>17</b>	<b>57/6.3</b>	<b>16</b>	<b>9/11</b>	<b>5/8</b>	<b>34</b>	<b>3.8</b>

## 2019-20 GAME-BY-GAME (NOTRE DAME)

OPPONENT	DATE	GS	MIN	FG-A	FG%	3FG-A3FG%	FT-A FT%	O	D	REB / AVG	PF	AST / TO	BS / S	TP	AVG.	
at Fordham	11/5/19	29	5-9	.556	0-0	.000	4-9	.444	2	3	5/5.0	1	0/3	1/2	14	14.0
LOYOLA MARYLAND	11/8/19	32	9-15	.600	0-1	.000	6-7	.857	3	3	6/5.5	2	2/4	1/1	24	19.0
TENNESSEE	11/11/19	37	6-15	.400	0-1	.000	0-0	0.000	0	2	2/4.3	3	2/3	0/1	12	16.7
MICHIGAN STATE	11/14/19	38	8-16	.500	0-0	.000	3-4	.750	1	3	4/4.2	2	0/8	2/4	19	17.3
TOLEDO	11/20/19	38	4-15	.267	0-1	.000	3-4	.750	1	7	8/5.0	0	0/2	0/3	11	16.0
at Michigan	11/23/19	29	4-11	.364	0-2	.000	4-6	.667	1	5	6/5.1	3	4/2	0/4	12	15.3
FGCU	11/28/19	31	6-12	.500	1-3	.333	1-2	.500	1	6	7/5.4	3	2/5	0/1	14	15.1
at South Dakota St.	11/29/19	27	7-11	.636	0-1	.000	3-4	.750	0	5	5/5.3	3	2/3	0/2	17	15.4
SOUTH FLORIDA	11/30/19	34	5-9	.556	1-1	1.000	0-2	.000	1	7	8/5.6	0	1/5	1/0	11	14.9
MINNESOTA	12/4/19	37	7-13	.538	1-2	.500	0-0	0.000	3	4	7/5.8	2	1/1	0/0	15	14.9
at UConn	12/8/19	37	6-15	.400	2-5	.400	1-4	.250	1	2	3/5.5	2	0/1	0/3	15	14.9
DEPAUL	12/11/19	32	5-17	.294	1-2	.500	5-7	.714	0	3	3/5.6	2	4/6	2/3	16	15.0
CLEMSON	12/29/19	38	5-19	.263	1-3	.333	5-6	.833	1	5	6/5.6	3	9/7	0/1	16	15.1
at Pittsburgh	1/2/20	33	3-11	.273	0-1	.000	2-2	1.000	1	5	6/5.6	2	4/2	0/2	8	14.6
at Syracuse	1/5/20	26	3-15	.200	0-2	.000	0-0	0.000	0	2	2/5.4	3	1/3	0/1	6	14.0
BOSTON COLLEGE	1/9/20	30	4-15	.267	1-2	.500	2-2	1.000	1	1	2/5.2	2	1/4	0/0	11	13.8
NC STATE	1/12/20	35	12-26	.462	0-3	.000	1-2	.500	0	4	4/5.1	0	1/4	0/4	25	14.5
at Duke	1/16/20	38	1-12	.083	0-1	.000	0-0	0.000	1	2	3/5.0	2	5/3	1/6	2	13.8
MIAMI	1/19/20	32	5-14	.357	0-0	.000	2-3	.667	0	4	4/4.9	0	7/1	0/2	12	13.7
at Virginia	1/26/20	36	6-19	.333	0-1	.000	4-4	1.000	0	1	1/4.7	4	3/2	2/2	16	13.8
LOUISVILLE	1/30/20	36	5-14	.357	0-2	.000	8-8	1.000	0	0	0/4.5	1	1/4	0/1	18	14.0
GEORGIA TECH	2/2/20	36	4-9	.444	0-0	.000	3-6	.500	0	2	2/4.4	2	5/4	0/2	11	13.9
at Wake Forest	2/6/20	31	5-11	.455	0-1	.000	2-4	.500	1	4	5/4.4	3	2/2	0/2	12	13.8
PITTSBURGH	2/9/20	37	7-20	.350	1-3	.333	2-4	.500	1	5	6/4.5	1	5/1	1/0	17	13.9
at Boston College	2/13/20	27	5-15	.333	0-0	.000	0-1	0.000	2	2	4/4.4	5	2/6	0/2	10	13.8
at Louisville	2/16/20	37	3-10	.300	0-3	.000	2-4	.500	0	6	6/4.5	1	2/4	0/2	8	13.5
VIRGINIA TECH	2/20/20	29	2-16	.125	0-1	.000	2-2	1.000	2	6	8/4.6	4	4/3	1/3	6	13.3
SYRACUSE	2/23/20	25	5-13	.385	0-0	.000	2-2	1.000	0	1	1/4.5	3	6/2	0/3	12	13.2
NORTH CAROLINA	2/27/20	31	10-21	.476	0-1	.000	4-6	.667	0	8	8/4.6	0	1/3	0/1	24	13.6
at FLORIDA ST.	3/1/20	37	4-11	.364	0-0	.000	1-2	.500	0	4	4/4.6	1	2/1	0/0	9	13.4
PITTSBURGH	3/4/20	36	9-16	.563	0-1	.000	2-2	1.000	1	5	6/4.8	1	1/1	1/1	20	13.6
<b>Totals</b>		<b>423</b>	<b>170-444</b>	<b>.383</b>	<b>9-43</b>	<b>.209</b>	<b>74-109</b>	<b>.679</b>	<b>25</b>	<b>117</b>	<b>142</b>	<b>61</b>	<b>80 / 100</b>	<b>13 / 61</b>	<b>423</b>	<b>13.6</b>

## 2018-19 GAME-BY-GAME (NOTRE DAME)

OPPONENT	DATE	GS	MIN	FG-A	FG%	3FG-A3FG%	FT-A FT%	O	D	REB / AVG	PF	AST / TO	BS / S	TP	AVG.		
HARVARD	11/9/18	16	1-3	.333	0-1	.000	0-1	.000	1	1	2/2.0	1	1/0	0/0	2	2.0	
PENN	11/12/18	7	0-0	.000	0-0	.000	2-2	1.000	1	1	2/2.0	2	0/1	0/1	2	2.0	
at DePaul	11/17/18	8	0-0	.000	0-0	.000	0-0	0.000	0	2	2/2.0	2	0/1	0/0	0	1.3	
GONZAGA	11/22/18	33	5-8	.625	0-1	.000	4-5	.800	2	3	5/2.7	2	0/2	1/1	14	4.5	
DRAKE	11/23/18	26	2-7	.286	0-1	.000	0-0	0.000	0	3	3/2.8	1	0/2	0/4	4	4.4	
OREGON STATE	12/24/18	14	0-1	.000	0-1	.000	0-0	0.000	0	1	1/2.5	3	1/1	0/0	0	3.7	
IOWA	11/29/18	5	1-1	1.000	1-1	1.000	0-0	0.000	0	0	0/2.1	0	0/1	0/0	3	3.6	
<b>Totals</b>		<b>0</b>	<b>111</b>	<b>9-20</b>	<b>.450</b>	<b>1-5</b>	<b>.200</b>	<b>6-8</b>	<b>.750</b>	<b>4</b>	<b>11</b>	<b>15 / 2.1</b>	<b>11</b>	<b>2 / 8</b>	<b>1 / 6</b>	<b>25</b>	<b>3.6</b>

## TRENDS & STREAKS

CAREER STREAK	FROM WHEN TO WHEN
Scored 10+ points	13 games, 11/5/19 - 12/29/19
Made 5+ field goals	7 games, 11/28/19-12/29/19
Made 3+ 3-pointers	
Had 3+ assists	3 games (2x), last 1/16/20 - 1/30/20
Played 20+ minutes	31 games, 11/5/19 - 3/4/20
Played 30+ minutes	9 games, 1/9/20 - 2/9/20

## SEASON/CAREER BESTS

2021-22 \_\_\_\_\_ 2, vs. Ohio, 11-9-21  
 Career \_\_\_\_\_ 25, vs. NC State, 1-12-20

### MINUTES

2021-22 \_\_\_\_\_ 8, vs. Purdue Ft. Wayne, 12-12-21  
 Career \_\_\_\_\_ 38 (4x), last at Duke, 1-16-20

### FIELD GOALS MADE

2021-22 \_\_\_\_\_  
 Career \_\_\_\_\_ 12, vs. NC State, 1-12-20

### FIELD GOALS ATTEMPTED

2021-22 \_\_\_\_\_ 1, vs. Purdue Ft. Wayne, 12-12-21  
 Career \_\_\_\_\_ 26, vs. NC State, 1-12-20

### 3-PT FIELD GOALS MADE

2021-22 \_\_\_\_\_  
 Career \_\_\_\_\_ 2, at UConn, 12-18-19

### 3-PT FIELD GOALS ATTEMPTED

2021-22 \_\_\_\_\_  
 Career \_\_\_\_\_ 5, at UConn, 12-18-19

### FREE THROWS MADE

2021-22 \_\_\_\_\_ 2, vs. Ohio, 11-9-21  
 Career \_\_\_\_\_ 8, vs. Louisville, 1-30-20

### FREE THROWS ATTEMPTED

2021-22 \_\_\_\_\_ 2, vs. Ohio, 11-9-21  
 Career \_\_\_\_\_ 8, vs. Louisville, 1-30-20

### REBOUNDS

2021-22 \_\_\_\_\_ 2, vs. Purdue Ft. Wayne, 12-12-21  
 Career \_\_\_\_\_ 8 (4x), last vs. North Carolina, 1-12-20

### ASSISTS

2021-22 \_\_\_\_\_ 1, vs. Western Ill., 11-11-21  
 Career \_\_\_\_\_ 9, vs. Clemson 12-29-19

### BLOCKS

2021-22 \_\_\_\_\_ 2, vs. Virginia Tech, 12-17-20  
 Career \_\_\_\_\_ 2 (3x), vs. Virginia Tech, 12-17-20

### STEALS

2021-22 \_\_\_\_\_ 2 (2x), last at Clemson, 12-20-20  
 Career \_\_\_\_\_ 6, at Duke, 1-16-20

## TRENDS & STREAKS

### ACHIEVEMENT 18-19 19-20 20-21 21-22 CAREER

Scored 10+ points	1
-------------------	---

# MEET THE TEAM

## HALEY TROUP

# 13

**Class:** Graduate  
**Position:** Guard  
**Height:** 5-10

**Hometown:** Gadsden, Ala.  
**High School (Previous School):** Gadsden City (South Carolina)  
**Major:** Parks, Recreation & Sport - Sport Management

**2021-22:** Started 29 games and averaged 8.5 points and 2.1 rebounds ... Ranked 16th in the SEC with 3.0 assists per game ... Scored a season-high 21 points, grabbed six boards and dished three assists against Arkansas (3/3) ... Recorded 20 points, five rebounds and three assists against Troy (11/23) ... Contributed 16 points with trio of 3-pointers against Mississippi State (2/20) ... Added 16 points and six assists at Baylor (12/4) ... Had a 13 point, five assist stat line at LSU (1/13) ... Notched 13 points and three assists at Mississippi ... Recorded 13 points and five assists at LSU (1/13) ... Talled 12 points, five assists and three boards against Morgan State (11/14) ... Scored 11 points and added three assists against Texas A&M (1/23) ... Opened the season with a 10 point, five assist performance against Murray State (11/11) ... Submitted a 10 point, three rebound, three assist statline at Illinois (12/22) ... Grabbed a season-high seven boards and added a 3-pointer at Lehigh (11/28).

**2020-21:** Started in all 22 games for Mizzou in her junior campaign, averaging 7.7 points, 2.2 rebounds, 2.6 assists in 29.1 minutes per game ... Shot 44.8 percent from the field (65-of-145) and 40.7 percent from three (22-of-54) ... Her career three-point percentage (.361) currently ranks 10th all-time in program history ... Scored in double figures in seven games ... Made multiple three-pointers in six games ... Dished out three-plus assists in 10 games and five-plus assists in two games ... Scored nine points and dished out a team-high five assists against North Alabama (11/27) ... Had her best game of the season to-date at Arkansas (1/3), scoring 15 points on 6-of-8 shooting and 3-of-5 from deep in 34 minutes ... Scored 10 points and had four assists against Texas A&M (1/24) ... Shot 3-of-4 from deep and had 13 points at Auburn (2/7) ... Scored 14 points and shot 5-of-8 from the field against Georgia (2/14) ... Matched a career-high with 16 points while shooting 7-of-13 from the field and 2-of-4 from three against Tennessee (2/25).

**2019-20:** Appeared in 30 games and made two starts in sophomore campaign, averaging 3.6 points, 1.9 rebounds and 1.7 assists in 18.0 minutes per game ... Set career-highs in rebounds (57), assists (52), steals (11) and minutes per game (18.0) ... Scored in double figures in three games ... Scored six points with four rebounds and two steals against Green Bay (11/16) ... Drained two 3-pointers for six points and grabbed three rebounds vs. North Carolina (11/29) ... Had 12 points and three assists in road contest against Missouri State (12/15) ... Scored a season-high 14 points and matched a career-high with four 3-pointers against No. 13/12 Mississippi State (1/9) ... Made her first career start at Arkansas (1/12), scoring 13 points while setting career highs in free throws (9-of-10), rebounds (eight), assists (six) and minutes (38) ... Dished out five assists in 31 minutes against Arkansas (2/2) ... Entered the starting lineup against Florida (2/16), draining a pair of three-pointers for six points ... Scored eight points in Mizzou's win over Ole Miss at the SEC Tournament (3/4).

**2018-19:** Appeared in all 35 games during redshirt freshman campaign, averaging 3.3 points, 1.2 rebounds and 1.0 assists in 12.1 minutes per game ... Sank 30 3-pointers and shot 36.1 percent (30-for-83) from beyond the arc, marks which rank sixth and seventh, respectively, all-time among Mizzou freshmen ... Dished out multiple assists in six contests and drained multiple 3-pointers in eight games ... Scored six points, drained two 3-pointers and dished out two assists in 14 minutes off the bench vs. Duke (11/25) ... Contributed 14 points, a season-high six rebounds and three 3-pointers in Mizzou's road victory over West Virginia (12/2) ... Scored a season-high 16 points and drained four 3-pointers to help lead Mizzou to victory at No. 10 Tennessee (1/6) ... Scored six points on 2-for-4 shooting from deep vs. Florida (1/13) ... Was 3-for-3 from the 3-point line with 10 points against Alabama (3/3) ... Scored 10 points, drained two 3-pointers and dished out a season-high six assists in Mizzou's win over Florida (3/7) in the SEC Tournament ... Played a season-high 27 minutes against Mississippi State (3/9) in the SEC Tournament, scoring five points while grabbing four rebounds ... Had six points and made two 3-pointers in Mizzou's win over Drake (3/22) in the first round of the NCAA Tournament.

**2017-18:** Sat out during the 2017-18 season due to NCAA transfer requirements after beginning the season at South Carolina.

**High School:** 2016-17 7A Alabama Player of the Year ... Racked up 2,284 career points, 1,235 career rebounds and 842 career assists in her illustrious career at Gadsden High School ... Poured in 19.4 points and grabbed seven rebounds per game in 2016-17, earning Alabama Super all-state first team recognition ... Averaged 17.9 points, 6.6 rebounds and 4.1 assists and claimed a spot in the Alabama North/South All-Star Game in July of 2016 ... Was the Gadsden Messenger Co-Player of the Year ... Won a AAU D1 National Championship with AL Southern Starz in 2015 ... Garnered Alabama Sports Writers Class 7A first team honors in 2016 ... By the end of her junior season, she was already in her school's 1,000-point club as well as the 1,000-rebound club.

**Personal:** Born on Oct. 19, 1998 ... Daughter of Kevin and Holly Troup ... Father, Kevin, played point guard at Athens State and is now a basketball coach ... Major is Sport Management ... Hobbies include going on adventures, finding new music to listen to and reading ... Favorite basketball player is Larry Bird ... Would like to get into coaching after playing career is over ... Held offers from Alabama, Auburn, Vanderbilt, UAB, Texas, Texas Tech and South Carolina, among others.



SEASON	G-GS	MIN	MPG	FG-A	FG%	3FG-A	3FG%	FT-A	FT%	O	DREB / AVG	PF	FO	AST / TO	BS / S	TP	AVG.	
2018-19	35-0	425	12.1	39-106	.368	30-83	.361	8-12	.667	0	41	41/1.2	23	0	34 / 32	0 / 3	116	3.3
2019-20	30-2	540	18.0	33-105	.314	22-67	.328	20-24	.833	8	49	57/1.9	18	0	52 / 37	0 / 11	108	3.6
2020-21	22-22	640	29.1	65-145	.448	22-54	.407	18-27	.667	9	39	48/2.2	42	1	57 / 29	1 / 11	170	7.7
2021-22	29-29	879	30.6	84-207	.406	31-92	.337	47-66	.712	12	48	60/2.1	42	1	86 / 54	1 / 14	246	8.5
<b>TOTAL</b>	<b>116-53</b>	<b>2483</b>	<b>21.4</b>	<b>221-563</b>	<b>.393</b>	<b>105-296</b>	<b>.354</b>	<b>93-129</b>	<b>.721</b>	<b>29</b>	<b>177</b>	<b>206 / 1.7</b>	<b>125</b>	<b>2</b>	<b>229 / 152</b>	<b>2 / 39</b>	<b>640</b>	<b>5.5</b>

# MEET THE TEAM

# HALEY TROUP

## 2021-22 GAME-BY-GAME

OPPONENT	DATE	GS	MIN	FG-A	FG%	3FG-A	3FG%	FT-A	FT%	O	D	REB / AVG	PF	AST / TO	BS / S	TP	AVG.
MURRAY STATE	11/11/21 *	37	4-9	.444	0-2	.000	2-2	1.000	0	0	0/0.0	1	5/1	0/0	10	10.0	
MORGAN STATE	11/14/21 *	29	3-5	.600	3-5	.600	3-5	.600	1	2	3/1.5	0	5/2	0/0	12	11.0	
at Saint Louis	11/17/21 *	25	0-7	.000	0-3	.000	4-4	1.000	3	1	4/2.3	1	3/2	0/0	4	8.7	
IDAHO STATE	11/21/21 *	20	0-3	.000	0-1	.000	0-0	.000	0	1	1/2.0	0	3/0	0/1	0	6.5	
Troy	11/23/21 *	37	7-13	.538	3-7	.429	3-6	.500	2	3	5/2.6	2	3/0	0/1	20	9.2	
vs. Columbia	11/27/21 *	31	2-6	.333	2-4	.500	1-2	.500	0	0	0/2.2	2	3/2	0/0	7	8.8	
at Lehigh	11/28/21 *	21	1-6	.167	1-4	.250	0-0	.000	0	3	3/2.3	0	7/1	0/1	3	8.0	
SIUE	12/2/21 *	25	4-6	.667	2-2	.000	1-2	.500	1	2	3/2.4	1	1/0	0/1	9	8.1	
at #5/7 Baylor	12/4/21 *	37	6-14	.429	2-5	.400	2-2	1.000	0	0	0/2.1	3	6/2	0/0	16	9.0	
at Missouri State	12/10/21 *	30	3-5	.600	0-2	.000	1-2	.500	0	3	3/2.2	2	2/5	0/0	7	8.8	
ALABAMA A&M	12/12/21 *	30	3-7	.429	2-4	.500	0-0	.000	0	0	0/2.0	0	1/1	0/0	8	8.7	
SOUTHERN U.	12/20/21 *	26	1-2	.500	0-1	.000	0-0	.000	1	2	3/2.1	0	5/1	0/2	2	8.2	
at Illinois	12/22/21 *	30	4-13	.308	1-4	.250	1-2	.500	1	2	3/2.2	0	3/1	0/1	10	8.3	
#1/SOUTH CAROLINA	12/30/21 *	39	1-7	.143	0-2	.000	1-2	.500	0	5	5/2.4	2	4/2	0/2	3	7.9	
at #12/12 LSU	1/3/22 *	38	5-10	.500	0-3	.000	3-4	.750	0	1	1/2.3	0	5/0	0/0	13	8.3	
#13/15 GEORGIA	1/7/22 *	33	0-3	.000	0-0	.000	3-4	.750	0	3	3/2.3	3	2/4	0/0	3	7.9	
at Vanderbilt	1/20/22 *	30	4-8	.500	1-1	1.000	1-2	.500	1	2	3/2.4	1	2/0	0/0	10	8.1	
TEXAS A&M	1/23/22 *	24	4-7	.571	2-4	.500	1-2	.500	0	0	0/2.2	2	3/3	0/0	11	8.2	
at Mississippi State	1/27/22 *	33	4-7	.571	2-3	.667	3-3	1.000	0	1	1/2.2	0	3/4	0/0	13	8.5	
at Alabama	1/30/22 *	33	2-3	.667	2-3	.667	2-2	1.000	0	3	3/2.2	2	3/4	0/2	8	8.5	
RV/#25 OLE MISS	2/3/22 *	26	1-2	.500	0-0	.000	3-4	.750	0	0	0/2.1	2	2/6	0/0	5	8.3	
at #10/13 Tennessee	2/10/22 *	19	2-7	.286	1-4	.250	0-0	.000	0	1	1/2.0	2	0/0	0/1	5	8.1	
ARKANSAS	2/13/22 *	25	2-6	.333	1-4	.250	0-0	.000	0	1	1/2.0	2	3/2	0/0	5	8.0	
at #21/17 Georgia	2/17/22 *	30	3-6	.500	0-2	.000	1-2	.500	0	0	0/1.9	2	0/1	0/1	7	8.0	
MISSISSIPPI STATE	2/20/22 *	36	4-8	.500	3-5	.600	5-6	.833	0	1	1/1.9	3	1/1	0/0	16	8.3	
KENTUCKY	2/24/22 *	34	4-8	.500	1-5	.200	0-0	.000	0	5	5/2.0	0	4/3	0/0	9	8.3	
at #21/15 Florida	2/27/22 *	24	1-3	.333	0-1	.000	1-2	.500	0	1	1/2.0	2	1/5	0/1	3	8.1	
vs. Arkansas	3/3/22 *	42	8-19	.421	3-7	.429	2-2	1.000	2	4	6/2.1	5	3/1	0/0	21	8.6	
DRAKE	3/17/22 *	34	1-7	.143	1-4	.250	3-4	.750	0	1	1/2.1	2	3/0	1/0	6	8.5	

## 2020-21 GAME-BY-GAME

OPPONENT	DATE	GS	MIN	FG-A	FG%	3FG-A	3FG%	FT-A	FT%	O	D	REB / AVG	PF	AST / TO	BS / S	TP	AVG.
NORTH ALABAMA	11/27/20 *	34	3-4	.750	1-2	.500	2-4	.500	0	3	3/3.0	3	5/2	0/0	9	9.0	
MISSOURI STATE	12/14/20 *	33	3-8	.375	1-1	1.00	0-0	.000	0	0	0/1.5	0	3/1	0/0	7	8.0	
NEW ORLEANS	12/16/20 *	15	0-1	.000	0-1	.000	0-0	.000	0	0	0/1.0	1	3/2	0/2	0	5.3	
ORAL ROBERTS	12/19/20 *	17	4-5	.800	1-2	.500	1-3	.333	2	1	3/1.5	2	1/2	0/2	10	6.5	
SOUTHERN ILLINOIS	12/20/20 *	22	2-4	.500	1-2	.500	0-0	.000	0	1	1/1.4	1	4/1	0/1	5	6.2	
ALABAMA	12/31/20 *	27	2-3	.667	0-0	.000	2-2	1.00	1	0	1/1.3	0	2/2	0/0	6	6.2	
at #10/10 Arkansas	1/3/21 *	34	6-8	.750	3-5	.600	0-0	.000	0	3	3/1.6	2	2/1	0/1	15	7.4	
at Ole Miss	1/14/21 *	27	3-5	.600	0-0	.000	2-2	1.00	1	4	5/2.0	2	2/1	1/1	8	7.5	
LSU	1/18/21 *	32	2-7	.286	1-3	.333	2-2	1.00	0	1	1/1.9	3	2/1	0/0	7	7.4	
#8/B TEXAS A&M	1/24/21 *	34	4-8	.500	2-4	.500	0-0	.000	0	2	2/1.9	1	4/0	0/0	10	7.7	
at Florida	1/28/21 *	37	1-6	.167	0-2	.000	3-4	.750	0	5	5/2.2	3	3/0	0/1	5	7.5	
at #15/14 Kentucky	1/31/21 *	25	0-6	.000	0-2	.000	0-0	.000	0	3	3/2.3	5	2/3	0/0	0	6.8	
#16/15 ARKANSAS	2/4/21 *	31	1-8	.125	0-3	.000	1-1	1.00	1	0	1/2.2	2	3/0	0/0	3	6.5	
at Auburn	2/7/21 *	28	5-7	.714	3-4	.750	0-0	.000	1	1	2/2.1	2	5/2	0/0	13	7.0	
at #1/3 South Carolina	2/11/21 *	28	1-4	.250	0-1	.000	2-4	.500	1	2	3/2.2	2	1/2	0/1	4	6.8	
#24/25 GEORGIA	2/14/21 *	37	5-8	.625	2-2	1.00	2-3	.667	0	1	1/2.1	2	2/4	0/0	14	7.3	
FLORIDA	2/21/21 *	31	1-5	.200	0-3	.000	0-0	.000	0	2	2/2.1	1	4/0	0/0	2	6.9	
#20/21 TENNESSEE	2/25/21 *	34	7-13	.538	2-4	.500	0-0	.000	0	2	2/2.1	2	2/0	0/0	16	7.4	
at Mississippi State	2/28/21 *	25	2-7	.286	1-3	.333	0-0	.000	0	1	1/2.1	2	2/2	0/0	5	7.3	
vs. Alabama	3/4/21 *	24	3-5	.600	2-3	.667	0-0	.000	0	1	1/2.0	2	3/0	0/1	8	7.4	
vs. Fresno State	3/19/21 *	31	4-10	.400	1-5	.200	0-0	.000	2	3	5/2.1	1	2/1	0/1	9	7.4	
vs. Arizona State	3/20/21 *	34	6-13	.462	1-2	.500	1-2	.500	0	3	3/2.2	3	0/2	0/0	14	7.7	
<b>Totals</b>		<b>640</b>	<b>65-145.448</b>	<b>22-54</b>	<b>.407</b>	<b>18-27.667</b>	<b>9</b>	<b>39</b>	<b>48 / 2.2</b>	<b>42</b>	<b>57 / 29</b>	<b>1 / 11</b>	<b>170</b>	<b>7.7</b>			

## TRENDS & STREAKS

ACHIEVEMENT	18-19	19-20	20-21	21-22	CAREER	CAREER STREAK	FROM WHEN TO WHEN
Scored 10+ points	3	3	11	6	23	Scored 10+ points	3 games, 1/20/22-1/27/22
Scored 15+ points	1			4	5	Made 5+ field goals	
Scored 20+ points		4		2	6	Made 3+ 3-pointers	
Made 5+ field goals	1	21			22	Had 3+ assists	7 games, 11/11/21 - 11/28/21
Hit 2+ 3-pointers	1				1	Played 20+ minutes	21 games, 12/12/21 - 3/17/22
Made 5+ free throws	1				1	Played 30+ minutes	5 games, 2-20-22 - 3-17-22
Grabbed 5+ rebounds		4			4		
Multiple Assists		19	3		22		
Multiple Steals	1	18	2		21		
Played 10+ minutes	4	31	7		42		
Played 20+ minutes	4	10	8		22		
Played 30+ minutes		2	12	18	32		

## SEASON/CAREER BESTS

### POINTS

2021-22 \_\_\_\_\_ 20, vs. Troy, 11-23-21  
 Career \_\_\_\_\_ 20, vs. Troy, 11-23-21

### MINUTES

2021-22 \_\_\_\_\_ 39, vs. South Carolina, 12-30-21  
 Career \_\_\_\_\_ 39, vs. South Carolina, 12-30-21

### FIELD GOALS MADE

2021-22 \_\_\_\_\_ 8, vs. Arkansas, 3-3-22  
 Career \_\_\_\_\_ 8, vs. Arkansas, 3-3-22

### FIELD GOALS ATTEMPTED

2021-22 \_\_\_\_\_ 19, vs. Arkansas, 3-3-22  
 Career \_\_\_\_\_ 19, vs. Arkansas, 3-3-22

### 3-PT FIELD GOALS MADE

2021-22 \_ 3 (3x), last vs. Mississippi State, 2-20-22  
 Career \_\_\_\_\_ 4 (2x), last at Tennessee, 1-6-19

### 3-PT FIELD GOALS ATTEMPTED

2021-22 \_\_\_\_\_ 7 (2x), last vs. Arkansas, 3-3-22  
 Career \_\_\_\_\_ 7 (2x), last vs. Arkansas, 3-3-22

### FREE THROWS MADE

2021-22 \_\_\_\_\_ 5, vs. Mississippi State, 2-20-22  
 Career \_\_\_\_\_ 9, at Arkansas, 1-12-20

### FREE THROWS ATTEMPTED

2021-22 \_\_\_\_ 6 (2x), last Mississippi State, 2-20-22  
 Career \_\_\_\_\_ 10, at Arkansas, 1-12-20

### REBOUNDS

2021-22 \_\_\_\_\_ 6, vs. Arkansas, 3-3-20  
 Career \_\_\_\_\_ 8, at Arkansas, 1-12-20

### ASSISTS

2021-22 \_\_\_\_\_ 7, at Lehigh, 11-28-21  
 Career \_\_\_\_\_ 7, at Lehigh, 11-28-21

### BLOCKS

2021-22 \_\_\_\_\_ 1, vs. Drake, 3-17-22  
 Career \_\_\_\_\_ 1 (2x), last vs. Drake, 3-17-22

### STEALS

2021-22 \_\_\_\_\_ 2 (3x), last at Alabama, 1-30-22  
 Career \_\_\_\_\_ 2, (6x), last at Alabama, 1-30-22

# MEET THE TEAM

## HALEY TROUP

### 2019-20 GAME-BY-GAME

OPPONENT	DATE	GS	MIN	FG-A	FG%	3FG-A	3FG%	FT-A	FT%	O	D	REB / AVG	PF	AST / TO	BS / S	TP	AVG.
WESTERN ILLINOIS	11/5/19	12	0-3	.000	0-1	.000	0-0	.000	0	1	1/10	0	1/0	0/0	0	0.0	
NEBRASKA	11/10/19	12	1-2	.500	0-1	.000	0-0	.000	0	1	1/10	1	1/0	0/1	2	1.0	
NORTHERN IDWA	11/13/19	7	0-1	.000	0-1	.000	0-0	.000	1	1	2/13	0	2/2	0/1	0	0.7	
at Green Bay	11/16/19	23	1-7	.143	1-4	.250	3-4	.750	0	4	4/20	1	1/2	0/2	6	2.0	
at South Dakota	11/21/19	9	0-2	.000	0-1	.000	0-0	.000	1	0	1/18	0	1/1	0/0	0	1.6	
SIUE	11/24/19	19	0-2	.000	0-2	.000	1-2	.500	0	1	1/17	0	2/1	0/1	1	1.5	
vs New Mexico	11/28/19	17	0-0	.000	0-0	.000	2-2	1.000	0	3	3/19	2	6/1	0/0	2	1.6	
vs North Carolina	11/29/19	19	2-5	.400	2-4	.500	0-0	.000	1	2	3/20	0	2/1	0/0	6	2.1	
SAINT LOUIS	12/5/19	12	1-1	1.000	1-1	1.000	0-0	.000	0	1	1/19	0	2/0	0/0	3	2.2	
at Kansas City	12/8/19	DNP															
at Missouri State	12/15/19	23	4-7	.571	2-4	.500	2-2	1.000	0	1	1/18	0	3/1	0/0	12	3.2	
PRINCETON	12/18/19	24	1-4	.250	1-3	.333	0-0	.000	0	2	2/18	1	2/1	0/0	3	3.2	
ILLINOIS	12/20/19	14	1-2	.500	0-1	.000	0-0	.000	0	0	0/17	0	0/2	0/0	2	3.1	
at Tennessee	1/2/20	20	2-3	.667	2-3	.667	0-0	.000	1	1	2/17	0	4/1	0/1	6	3.3	
LSU	1/5/20	15	1-2	.500	1-2	.500	1-2	.500	0	2	2/17	1	1/0	0/0	4	3.4	
MISSISSIPPI STATE	1/9/20	29	5-7	.714	4-5	.800	0-0	.000	0	2	2/17	1	0/2	0/0	14	4.1	
at Arkansas	1/12/20 *	38	2-8	.250	0-4	.000	9-10	.900	0	8	8/21	0	6/1	0/0	13	4.6	
SOUTH CAROLINA	1/16/20	20	1-4	.250	0-1	.000	2-2	1.000	0	3	3/22	1	0/2	0/1	4	4.6	
at Ole Miss	1/19/20	11	0-3	.000	0-3	.000	0-0	.000	0	0	0/21	0	2/1	0/0	0	4.3	
at Texas A&M	1/26/20	19	1-6	.167	0-5	.000	0-0	.000	1	2	3/21	2	1/2	0/1	2	4.2	
KENTUCKY	1/30/20	16	0-1	.000	0-1	.000	0-0	.000	1	1	2/21	0	2/1	0/0	0	4.0	
ARKANSAS	2/2/20	31	1-6	.167	1-3	.333	0-0	.000	0	3	3/21	1	5/3	0/0	3	4.0	
at Georgia	2/6/20	6	0-1	.000	0-1	.000	0-0	.000	0	1	1/21	0	1/1	0/0	0	3.8	
at LSU	2/10/20	15	1-2	.500	1-2	.500	0-0	.000	0	0	0/20	1	3/1	0/0	3	3.7	
FLORIDA	2/16/20 *	19	2-7	.286	2-4	.500	0-0	.000	0	1	1/20	3	1/3	0/0	6	3.8	
at Vanderbilt	2/20/20	11	0-0	.000	0-0	.000	0-0	.000	1	1	2/20	1	0/1	0/0	0	3.7	
OLE MISS	2/23/20	18	1-3	.333	1-2	.500	0-0	.000	0	3	3/20	0	3/2	0/1	3	3.7	
AUBURN	2/27/20	19	1-4	.250	1-3	.333	0-0	.000	0	1	1/20	0	1/1	0/1	3	3.6	
at Alabama	3/1/20	15	0-2	.000	0-2	.000	0-0	.000	1	0	1/19	0	2/0	0/1	0	3.5	
vs Ole Miss	3/4/20	23	3-6	.500	2-3	.667	0-0	.000	0	1	1/19	0	1/2	0/0	8	3.7	
vs Tennessee	3/5/20	24	1-4	.250	0-0	.000	0-0	.000	0	2	2/19	2	1/1	0/0	2	3.6	
<b>Totals</b>		<b>2</b>	<b>540</b>	<b>33-105</b>	<b>.314</b>	<b>22-67</b>	<b>.328</b>	<b>20-24</b>	<b>.833</b>	<b>8</b>	<b>49</b>	<b>57 / 1.9</b>	<b>18</b>	<b>52 / 37</b>	<b>0 / 11</b>	<b>108</b>	<b>3.6</b>

### 2018-19 GAME-BY-GAME

OPPONENT	DATE	GS	MIN	FG-A	FG%	3FG-A	3FG%	FT-A	FT%	O	D	REB / AVG	PF	AST / TO	BS / S	TP	AVG.
at Western Illinois	11/6/18	12	0-2	.000	0-1	.000	0-0	.000	0	0	0/0.0	1	0/0	0/0	0	0.0	
MISSOURI STATE	11/13/18	12	1-2	.500	1-2	.500	0-0	.000	0	1	1/0.5	1	1/2	0/0	3	1.5	
GREEN BAY	11/16/18	12	1-4	.250	1-2	.500	0-0	.000	0	0	0/0.3	0	0/0	0/0	3	2.0	
SIUE	11/19/18	11	0-3	.000	0-2	.000	0-0	.000	0	0	0/0.3	2	0/0	0/0	0	1.5	
vs Michigan	11/23/18	9	1-3	.333	1-3	.333	2-2	1.000	0	0	0/0.2	0	1/2	0/0	5	2.2	
vs Quinnipiac	11/24/18	6	0-1	.000	0-1	.000	0-0	.000	0	0	0/0.2	0	0/0	0/0	0	1.8	
vs Duke	11/25/18	14	2-6	.333	2-4	.500	0-0	.000	0	2	2/0.4	2	2/1	0/0	6	2.4	
at #RV/21 West Virginia	12/2/18	18	5-9	.556	3-5	.600	1-2	.500	0	6	6/11	4	1/2	0/0	14	3.9	
UMKC	12/6/18	7	0-2	.000	0-2	.000	0-0	.000	0	2	2/1.2	2	1/3	0/0	0	3.4	
at Saint Louis	12/9/18	4	0-1	.000	0-1	.000	0-0	.000	0	0	0/1.1	0	0/0	0/0	0	3.1	
SOUTH DAKOTA	12/15/18	16	2-7	.286	2-7	.286	0-0	.000	0	2	2/1.2	0	1/1	0/0	6	3.4	
TEXAS STATE	12/17/18	5	0-2	.000	0-2	.000	0-0	.000	0	1	1/1.2	0	0/1	0/0	0	3.1	
at Illinois	12/21/18	3	1-2	.500	0-1	.000	0-0	.000	0	0	0/1.1	1	0/0	0/1	2	3.0	
ARKANSAS STATE	12/30/18	0-2	.000	0-2	.000	0-0	.000	0	2	2/1.1	1	2/1	0/0	0	2.8		
OLE MISS	1/3/19	12	2-4	.500	1-2	.500	0-0	.000	0	3	3/1.3	1	3/0	0/0	5	2.9	
at #10/10 Tennessee	1/6/19	29	5-7	.714	4-6	.667	2-2	1.000	0	1	1/1.3	0	1/0	0/0	16	3.8	
ARKANSAS	1/10/19	13	0-1	.000	0-1	.000	0-0	.000	0	0	0/1.2	0	1/1	0/0	0	3.5	
at Florida	1/13/19	18	2-4	.500	2-4	.500	0-0	.000	0	0	0/1.1	1	2/2	0/1	6	3.7	
GEORGIA	1/17/19	11	1-3	.333	1-3	.333	0-0	.000	0	1	1/1.1	0	1/1	0/0	3	3.6	
at #19/20 South Carolina	1/21/19	12	0-2	.000	0-2	.000	0-0	.000	0	0	0/1.1	1	0/0	0/0	0	3.5	
at #15/12 Kentucky	1/24/19	11	1-2	.500	1-2	.500	0-0	.000	0	2	2/1.1	0	0/1	0/0	3	3.4	
AUBURN	1/27/19	9	0-2	.000	0-2	.000	1-2	.500	0	2	2/1.1	0	2/0	0/0	1	3.3	
at LSU	2/4/19	21	0-4	.000	0-3	.000	0-0	.000	0	0	0/1.1	2	0/0	0/1	0	3.2	
#18/22 TEXAS A&M	2/7/19	4	0-1	.000	0-1	.000	0-0	.000	0	0	0/1.0	0	0/0	0/0	0	3.0	
VANDERBILT	2/10/19	7	1-1	1.000	0-0	.000	0-0	.000	0	0	0/1.0	0	0/1	0/0	2	3.0	
at #5/5 Mississippi State	2/14/19	19	1-3	.333	1-3	.333	1-2	.500	0	1	1/1.0	1	0/0	0/0	4	3.0	
#10/10 TENNESSEE	2/17/19	10	1-1	1.000	1-1	1.000	0-0	.000	0	2	2/1.0	0	0/1	0/0	3	3.0	
at Auburn	2/24/19	6	0-1	.000	0-1	.000	0-0	.000	0	1	1/1.0	0	1/4	0/0	0	2.9	
at Arkansas	2/28/19	11	0-1	.000	0-1	.000	0-0	.000	0	1	1/1.0	0	0/0	0/0	0	2.8	
ALABAMA	3/3/19	13	3-3	1.000	3-3	1.000	1-2	.500	0	0	0/1.0	1	2/1	0/0	10	3.1	
vs Florida	3/7/19	23	4-7	.571	2-5	.400	0-0	.000	0	2	2/1.0	0	6/0	0/0	10	3.3	
vs #13/14 Kentucky	3/8/19	9	1-2	.500	1-2	.500	0-0	.000	0	2	2/1.1	0	0/2	0/0	3	3.3	
vs #5/5 Mississippi State	3/9/19	27	2-5	.400	1-1	1.000	0-0	.000	0	4	4/1.2	1	4/3	0/0	5	3.3	
vs #RV/25 Drake	3/22/19	12	2-6	.333	2-5	.400	0-0	.000	0	3	3/1.2	1	1/1	0/0	6	3.4	
at #8/8 Iowa	3/24/19	11	0-0	.000	0-0	.000	0-0	.000	0	0	0/1.2	0	1/1	0/0	0	3.3	
<b>Totals</b>		<b>0</b>	<b>425</b>	<b>39-106</b>	<b>.368</b>	<b>30-83</b>	<b>.361</b>	<b>8-12</b>	<b>.667</b>	<b>0</b>	<b>41</b>	<b>41 / 1.2</b>	<b>23</b>	<b>34 / 32</b>	<b>0 / 3</b>	<b>116</b>	<b>3.3</b>

### AWARDS/HONORS

- 20-21 Winter SEC Academic Honor Roll
- 2019-20 SEC Academic Honor Roll
- 2018-19 SEC Academic Honor Roll
- 2017-18 SEC First Year Academic Honor Roll

### PERSONAL

- Born on Oct. 19, 1998
- Daughter of Kevin and Holly Troup
- Father, Kevin, played point guard at Athens State and is now a basketball coach
- Sport Management major
- Hobbies: going on adventures, finding new music to listen to and reading
- Favorite basketball player is Larry Bird
- Would like to get into coaching after playing career is over
- Held offers from Alabama, Auburn, Vanderbilt, UAB, Texas, Texas Tech and South Carolina, among others.

# MEET THE TEAM

## SARAH LINTHACUM

# 20

**Class:** Sophomore  
**Position:** Forward  
**Height:** 6-3

**Hometown:** Jefferson City, Mo.  
**High School:** Jefferson City  
**Major:** Undeclared

**2021-22:** Appeared in 15 games during true freshman season ... Amassed 79 minutes played, playing a season high 12 minutes against Lehigh (11/28) and Kentucky (2/24) ... Shot 63% from the field on the year and grabbed multiple rebounds on three occasions ... Scored six points in eight minutes in first collegiate action against Morgan State (11/14) ... Made her only shot attempt at Illinois (12/22) ... Totaled two points and grabbed two boards against Kentucky (2/24).

**2020-21:** Opened the year with a season-best six points against Morgan State (11/14) ... Converted her only attempt at Illinois (12/22) ... Scored a bucket and added a pair of rebounds against Kentucky (2/24) ... Grabbed four boards in a season-high 12 minutes at Lehigh (11/28).

**High School:** Earned 2021 Class 6A All-State honors ... earned 2019-20 MBCA Class 5 All-State honors as a junior .. averaged 11.0 points and 8.0 rebounds per game for the Jefferson City Jays ... as a sophomore, averaged 8.0 points and 6.5 rebounds ... during freshman campaign averaged 10.0 points and 5.0 rebounds per game ... three-time All-District ... joins sister, Micah Linthacum as part of the Mizzou Women's Basketball team.

**Personal:** Third generation at the University of Missouri, joining sister Micah Linthacum along with dad, Larry, their grandfather and great grandfather who all played football for Mizzou.



SEASON	G-GS	MIN	MPG	FG-A	FG%	3FG-A	3FG%	FT-A	FT%	O	D	REB / AVG	PF	FO	AST / TO	BS / S	TP	AVG.
2021-22	14-0	79	5.6	5-8	.625	0-0	.000	1-3	.333	4	10	14 / 1.0	9	0	0 / 5	0 / 1	11	0.8
<b>TOTALS</b>	<b>14-0</b>	<b>79</b>	<b>5.6</b>	<b>5-8</b>	<b>.625</b>	<b>0-0</b>	<b>.000</b>	<b>1-3</b>	<b>.333</b>	<b>4</b>	<b>10</b>	<b>14 / 1.0</b>	<b>9</b>	<b>0</b>	<b>0 / 5</b>	<b>0 / 1</b>	<b>11</b>	<b>0.8</b>

# MEET THE TEAM

# SARAH LINTHACUM

## 2021-22 GAME-BY-GAME

OPPONENT	DATE	GS	MIN	FG-A	FG%	3FG-A	3FG%	FT-A	FT%	O	D	REB / AVG	PF	AST / TO	BS / S	TP	AVG.
MORGAN STATE	11/14/21	8	3:3	1/0	0.00	0-0	0.00	0-1	0.00	1	0	1 / 1.0	2	0 / 2	0 / 0	6	6.0
at Saint Louis	11/17/21	2	0-1	0/0	0.00	0-0	0.00	0-0	0.00	0	1	1 / 1.0	0	0 / 0	0 / 0	0	3.0
IDAHO STATE	11/21/21	8	0-0	0/0	0.00	0-0	0.00	0-0	0.00	0	0	0 / 0.7	1	0 / 0	0 / 0	0	2.0
at Lehigh	11/28/21	12	0-0	0/0	0.00	0-0	0.00	0-0	0.00	2	2	4 / 1.5	2	0 / 1	0 / 0	0	1.5
SIUE	12/2/21	8	0-0	0/0	0.00	0-0	0.00	1-2	.500	0	2	2 / 1.6	0	0 / 0	0 / 1	1	1.4
at Missouri State	12/10/21	4	0-0	0/0	0.00	0-0	0.00	0-0	0.00	0	1	1 / 1.5	0	0 / 0	0 / 0	0	1.2
ALABAMA A&M	12/12/21	2	0-0	0/0	0.00	0-0	0.00	0-0	0.00	1	0	1 / 1.4	0	0 / 0	0 / 0	0	1.0
SOUTHERN U.	12/20/21	4	0-0	0/0	0.00	0-0	0.00	0-0	0.00	0	0	0 / 1.3	0	0 / 0	0 / 0	0	0.9
at Illinois	12/22/21	2	1-1	1/0	1.00	0-0	0.00	0-0	0.00	0	0	0 / 1.1	1	0 / 0	0 / 0	2	1.0
AUBURN	1/6/22 *	0	0-0	0/0	0.00	0-0	0.00	0-0	0.00	0	0	0 / 1.0	0	0 / 0	0 / 0	0	0.9
at Vanderbilt	1/20/22	8	0-1	0/0	0.00	0-0	0.00	0-0	0.00	0	1	1 / 1.0	1	0 / 0	0 / 0	0	0.8
at Alabama	1/30/22	4	0-0	0/0	0.00	0-0	0.00	0-0	0.00	0	0	0 / 0.9	1	0 / 0	0 / 0	0	0.8
at Tennessee	2/10/22	1	0-0	0/0	0.00	0-0	0.00	0-0	0.00	0	0	0 / 0.8	0	0 / 0	0 / 0	0	0.7
at #21/17 Georgia	2/17/22	4	0-0	0/0	0.00	0-0	0.00	0-0	0.00	0	1	1 / 0.9	0	0 / 1	0 / 0	0	0.6
KENTUCKY	2/24/22	12	1-2	.500	0.00	0-0	0.00	0-0	0.00	0	2	2 / 0.9	1	0 / 1	0 / 0	2	0.7
<b>Totals</b>		<b>79</b>	<b>5-8</b>	<b>.625</b>	<b>0-0</b>	<b>.000</b>	<b>1-3</b>	<b>.333</b>	<b>4</b>	<b>10</b>	<b>14 / 0.9</b>	<b>9</b>	<b>0 / 5</b>	<b>0 / 1</b>	<b>11</b>	<b>0.7</b>	

## TRENDS & STREAKS

ACHIEVEMENT	21-22	CAREER	CAREER STREAK	FROM WHEN TO WHEN
Scored 10+ points	_____	_____	Scored 10+ points	_____
Scored 15+ points	_____	_____	Made 5+ field goals	_____
Scored 20+ points	_____	_____	Made 3+ 3-pointers	_____
Made 5+ field goals	_____	_____	Had 3+ assists	_____
Made 2+ 3-pointers	_____	_____	Played 20+ minutes	_____
Made 5+ free throws	_____	_____	Played 30+ minutes	_____
Grabbed 5+ rebounds	_____	_____		
Multiple assists	_____	_____		
Multiple steals	_____	_____		
Played 20+ minutes	_____	_____		
Played 30+ minutes	_____	_____		

## SEASON/CAREER BESTS

### POINTS

2021-22 \_\_\_\_\_ 6, vs. Morgan State, 11-14-21  
 Career \_\_\_\_\_ 6, vs. Morgan State, 11-14-21

### MINUTES

2021-22 \_\_\_\_\_ 12 (2x), last vs. Kentucky 2-24-22  
 Career \_\_\_\_\_ 12 (2x), last vs. Kentucky 2-24-22

### FIELD GOALS MADE

2021-22 \_\_\_\_\_ 3, vs. Morgan State, 11-14-21  
 Career \_\_\_\_\_ 3, vs. Morgan State, 11-14-21

### FIELD GOALS ATTEMPTED

2021-22 \_\_\_\_\_ 3, vs. Morgan State, 11-14-21  
 Career \_\_\_\_\_ 3, vs. Morgan State, 11-14-21

### 3-PT FIELD GOALS MADE

2021-22 \_\_\_\_\_  
 Career \_\_\_\_\_

### 3-PT FIELD GOALS ATTEMPTED

2021-22 \_\_\_\_\_  
 Career \_\_\_\_\_

### FREE THROWS MADE

2021-22 \_\_\_\_\_ 1, vs. SIUE, 12-2-21  
 Career \_\_\_\_\_ 1, vs. SIUE, 12-2-21

### FREE THROWS ATTEMPTED

2021-22 \_\_\_\_\_ 2, last vs. SIUE, 12-2-21  
 Career \_\_\_\_\_ 2, last vs. SIUE, 12-2-21

### REBOUNDS

2021-22 \_\_\_\_\_ 4, at Lehigh, 11-28-21  
 Career \_\_\_\_\_ 4, at Lehigh, 11-28-21

### ASSISTS

2021-22 \_\_\_\_\_  
 Career \_\_\_\_\_

### BLOCKS

2021-22 \_\_\_\_\_  
 Career \_\_\_\_\_

### STEALS

2021-22 \_\_\_\_\_ 1, vs. SIUE, 12-2-21  
 Career \_\_\_\_\_ 1, vs. SIUE, 12-2-21

# MEET THE TEAM

## AVERI KROENKE

# 21

**Class:** Freshman  
**Position:** Guard  
**Height:** 5-11

**Hometown:** Columbia, Mo.  
**High School:** Rock Bridge  
**Major:** Speech Pathology

**High School:** Ranked No. 74 overall player in the Class of 2022 by ESPNW HoopGurlz ... The No. 2 recruit in the state of Missouri according to ESPNW ... Awarded 2021-22 Missouri Class 6 Player of the Year Award in her senior year at Rock Bridge High School ... Three-time Missouri All-State honoree (2019-20, 2020-21, 2021-22) ... Two-time CMAC Conference Player of the Year (2020-21, 2021-22) ... Led the Bruins to the Final Four of the 2019-20 Missouri Class 6 State Tournament ... Finished fifth at Nike Girls EYBL Nationals as a part of the Missouri Phenom club team.

**Personal:** Born June 15, 2004 in Sedalia, Mo. ... Daughter of Dwight and Ramona... Has two brothers, Trevor and Tyler, both of whom graduated from Mizzou ... Graduated from Rock Bridge with a 3.9 GPA ... Partook in National Honors Society and Fellowship of Christian Athletes during her time in high school ... Majoring in speech pathology.



# MEET THE TEAM

## ASHTON JUDD

# 24

**Class:** Freshman

**Position:** Guard

**Height:** 6-1

**Hometown:** West Plains, Mo.

**High School:** West Plains School

**Major:** Undeclared

**High School:** Led West Plains High School to the 2021-22 Missouri Class 5 State Championship ... Won 2021-22 Missouri Class 5 Player of the Year ... Set program records for most single-game points (45), rebounds (23) and assists (12) with the Zizzers ... Awarded 2021-22 Ozark Conference Co-Player of the Year ... Received 2021-22 MSHSAA Class 5 District 5 Player of the Year Honors.

**Personal:** Born May 30, 2004 in West Plains, Mo. ... Daughter of DeAun and Eric... Has two brothers, Alex and Aden ... Father played basketball at Missouri State-West Plains and Missouri State, and mother played volleyball at Missouri State-West Plains ... Graduated West Plains summa cum laude with a GPA of 4.0 or higher ... Participated in National Honors Society and Fellowship of Christian Athletes ... Major is undeclared.



# MEET THE TEAM

## JAYLA KELLY

# 32

**Class:** Junior  
**Position:** Forward  
**Height:** 6-3

**Hometown:** Chesterfield, Mo.  
**High School:** Parkway Central  
**Major:** Health Science - Health & Wellness Services

**2021-22:** Made one start and appeared in 21 games ... Averaged 2.2 points and 1.2 rebounds ... Ranked fourth on the team with eight blocks ... Recorded a season-high 11 points and added four rebounds in her first-career start against Kentucky (2/24) ... Posted a 10 point, season-best five rebound, three steal statline in 20 minutes off the bench against Georgia (2/17) ... Added four points in five minutes at Alabama (1/30) ... Concluded the year with four points in the WNIT first round matchup against Drake (3/17).

**2020-21:** Appeared in 10 games in her freshman campaign, averaging 1.5 points and 0.7 rebounds in 3.0 minutes per game ... Scored two points and grabbed four rebounds against New Orleans (12/16) ... Scored four points against Southern Illinois (12/20) ... Scored four points against Fresno State (3/19)

**High School:** Ranked as the nation's No. 72 prospect by ESPNW HoopGurlz and the No. 117 prospect by Prospects Nation in the Class of 2020 ... Ranked as the No. 2 prospect in the state of Missouri by ESPNW and Prospects Nation ... 2020 Missouri Basketball Coaches Association (MBCA) All-State selection ... Reached the 1,000-point (1,150) and 1,000-rebound (1,104) milestones at Parkway Central, becoming just the second player in school history to accomplish those feats ... Holds the Parkway Central school records for career rebounds (1,104) and rebounds in a single game (21) ... As a senior, led Parkway Central to a Class 5 District 6 title while averaging 13.2 points and 11.5 rebounds per game ... As a junior, led Parkway Central to a 24-7 record and a third-place at state after averaging 12.4 points, 11.8 rebounds and 2.9 blocks per game.

**Personal:** Born on July 1, 2002 in St. Louis, Mo. ... Daughter of Jacqueline and Kenneth Kelly ... Has three siblings, Kenneth, Jr., Broderick and Lydia ... Her brother, Broderick, played football at Colorado State ... Received the Spirit of Excellence Award four times at Parkway Central ... Major is Health & Wellness Services ... Career ambition is to be an athletic trainer, coach or photographer ... Played for Missouri Phenom in the Elite Youth Basketball League ... Chose Mizzou over Saint Louis, Purdue, Northwestern, TCU and Missouri State.



SEASON	G-GS	MIN	MPG	FG-A	FG%	3FG-A	3FG%	FT-A	FT%	O	D	REB / AVG	PF	FO	AST / TO	BS / S	TP	AVG.
2020-21	10-0	30	3.0	5-9	.556	0-0	.000	5-7	.714	2	5	7 / 0.7	4	0	1 / 4	1 / 1	15	1.5
2021-22	22-1	119	5.4	20-48	.417	0-1	.000	6-12	.500	10	15	25 / 1.1	23	0	4 / 15	8 / 7	46	2.1
<b>TOTALS</b>	<b>32-1</b>	<b>149</b>	<b>4.7</b>	<b>25-57</b>	<b>.439</b>	<b>0-1</b>	<b>.000</b>	<b>11-19</b>	<b>.579</b>	<b>12</b>	<b>20</b>	<b>32 / 1.1</b>	<b>27</b>	<b>0</b>	<b>5 / 19</b>	<b>9 / 8</b>	<b>61</b>	<b>1.5</b>

# MEET THE TEAM

## JAYLA KELLY

### 2021-22 GAME-BY-GAME

OPPONENT	DATE	GS	MIN	FG-A	FG%	3FG-A	3FG%	FT-A	FT%	O	D	REB / AVG	PF	AST / TO	BS / S	TP	AVG.
at Saint Louis	11/17/21	1	0-0	.000	0-0	.000	0-0	.000	0	0	0/0.0	0	0/0	0/0	0	0.0	
IDAHO STATE	11/21/21	6	0-0	.000	0-0	.000	0-0	.000	0	0	0/0.0	2	0/2	0/0	0	0.0	
at Lehigh	11/28/21	6	1-2	.500	0-0	.000	1-2	.500	0	0	0/0.0	0	0/0	0/0	3	1.0	
SIUE	12/2/21	11	1-3	.333	0-0	.000	1-1	1.000	1	2	3/0.8	2	1/1	0/1	3	1.5	
at #5/7 Baylor	12/4/21	2	0-1	.000	0-0	.000	0-0	.000	0	0	0/0.6	1	0/0	0/0	0	1.2	
at Missouri State	12/10/21	19	1-1	1.000	1-1	1.000	0-0	.000	1	4	5/2.8	0	3/3	0/0	3	4.5	
ALABAMA A&M	12/12/21	7	0-0	.000	0-0	.000	0-0	.000	0	1	1/0.6	1	0/2	0/0	0	1.3	
SOUTHERN U.	12/20/21	4	1-1	1.000	0-0	.000	0-0	.000	0	0	0/0.5	1	0/1	0/0	2	1.4	
at Illinois	12/22/21	2	0-0	.000	0-0	.000	0-0	.000	0	1	1/0.6	0	0/0	0/0	0	1.2	
AUBURN	1/6/22	0	0-0	.000	0-0	.000	0-0	.000	0	0	0/0.5	0	0/0	0/0	0	1.1	
at #12/12 LSU	1/13/22	3	0-1	.000	0-0	.000	0-0	.000	1	0	1/0.5	0	0/0	0/0	0	1.0	
#13/15 GEORGIA	1/17/22	1	0-0	.000	0-0	.000	0-0	.000	0	0	0/0.5	1	0/2	0/0	0	0.9	
at Vanderbilt	1/20/22	4	0-2	.000	0-0	.000	0-0	.000	1	1	2/0.6	0	0/0	1/1	0	0.8	
at Alabama	1/30/22	5	2-4	.500	0-1	.000	0-2	.000	0	0	0/0.6	2	0/0	1/0	4	1.1	
RV/#25 OLE MISS	2/3/22	3	1-2	.500	0-0	.000	0-0	.000	1	2	3/0.7	2	0/0	0/0	2	1.1	
at #10/13 Tennessee	2/10/22	5	1-4	.250	0-0	.000	0-0	.000	1	0	1/0.8	1	0/0	1/0	2	1.2	
at #21/17 Georgia	2/17/22	19	5-9	.556	0-0	.000	0-2	.000	2	3	5/1.0	1	0/2	2/3	10	1.7	
MISSISSIPPI STATE	2/20/22	7	1-3	.333	0-0	.000	0-0	.000	0	1	1/1.0	0	1/1	3/0	2	1.7	
KENTUCKY	2/24/22*	16	4-9	.444	0-0	.000	3-4	.750	3	1	4/1.2	2	1/2	0/1	11	2.2	
at #21/15 Florida	2/27/22	3	0-2	.000	0-0	.000	0-0	.000	0	2	2/1.2	1	1/0	0/0	0	2.1	
vs. Arkansas	3/3/22	4	0-0	.000	0-0	.000	0-0	.000	0	1	1/1.2	1	0/0	0/0	0	2.0	
DRAKE	3/17/22	6	2-3	.667	0-0	.000	0-0	.000	0	0	0/1.1	2	0/2	0/1	4	2.1	
<b>Totals</b>		<b>1</b>	<b>119</b>	<b>20-48</b>	<b>.417</b>	<b>0-1</b>	<b>.000</b>	<b>6-12</b>	<b>.500</b>	<b>10</b>	<b>15</b>	<b>25 / 1.1</b>	<b>23</b>	<b>4 / 15</b>	<b>8 / 7</b>	<b>46</b>	<b>2.1</b>

### 2020-21 GAME-BY-GAME

OPPONENT	DATE	GS	MIN	FG-A	FG%	3FG-A	3FG%	FT-A	FT%	O	D	REB / AVG	PF	AST / TO	BS / S	TP	AVG.
NORTH ALABAMA	11/27/20	1	0-0	.000	0-0	.000	0-0	.000	0	0	0/0.0	0	0/0	0/0	0	0.0	
NEW ORLEANS	12/16/20	7	1-2	.500	0-0	.000	0-0	.000	1	3	4/2.0	1	0/2	0/0	2	1.0	
ORAL ROBERTS	12/19/20	4	0-0	.000	0-0	.000	1-2	.500	0	1	1/1.7	0	1/0	1/0	1	1.0	
SOUTHERN ILLINOIS	12/20/20	7	1-2	.500	0-0	.000	2-2	1.00	0	1	1/1.5	0	0/1	0/0	4	1.8	
#8/9 TEXAS A&M	1/24/21	0	0-0	.000	0-0	.000	0-0	.000	0	0	0/1.2	0	0/0	0/0	0	1.4	
at #1/3 South Carolina	2/11/21	2	1-1	1.00	0-0	.000	0-0	.000	1	0	1/1.2	1	0/0	0/1	2	1.5	
#24/25 GEORGIA	2/14/21	1	0-0	.000	0-0	.000	0-0	.000	0	0	0/1.0	0	0/0	0/0	0	1.3	
FLORIDA	2/21/21	1	0-0	.000	0-0	.000	0-0	.000	0	0	0/0.9	0	0/0	0/0	0	1.1	
at Mississippi State	2/28/21	1	0-1	.000	0-0	.000	2-2	1.00	0	0	0/0.8	0	0/0	0/0	2	1.2	
vs. Fresno State	3/19/21	6	2-3	.667	0-0	.000	0-1	.000	0	0	0/0.7	2	0/1	0/0	4	1.5	
<b>Totals</b>		<b>30</b>	<b>5-9</b>	<b>.556</b>	<b>0-0</b>	<b>.000</b>	<b>5-7</b>	<b>.714</b>	<b>2</b>	<b>5</b>	<b>7 / 0.7</b>	<b>4</b>	<b>1 / 4</b>	<b>1 / 1</b>	<b>15</b>	<b>1.5</b>	

### TRENDS & STREAKS

ACHIEVEMENT	20-21	21-22	CAREER	CAREER STREAK	FROM WHEN TO WHEN
Scored 10+ points		2	2	Scored 10+ points	
Scored 15+ points				Made 5+ field goals	
Scored 20+ points				Made 3+ 3-pointers	
Made 5+ field goals		1	1	Had 3+ assists	
Made 2+ 3-pointers				Played 20+ minutes	
Made 5+ free throws				Played 30+ minutes	
Grabbed 5+ rebounds		2	2		
Multiple assists		1	1		
Multiple steals		1	1		
Played 20+ minutes		1	1		
Played 30+ minutes					

### SEASON/CAREER BESTS

#### POINTS

2021-22 \_\_\_\_\_ 11, vs. Kentucky, 2-24-22  
 Career \_\_\_\_\_ 11, vs. Kentucky, 2-24-22

#### MINUTES

2021-22 \_\_\_\_\_ 19, at Georgia, 2-17-22  
 Career \_\_\_\_\_ 19, at Georgia, 2-17-22

#### FIELD GOALS MADE

2021-22 \_\_\_\_\_ 5, at Georgia, 2-17-22  
 Career \_\_\_\_\_ 5, at Georgia, 2-17-22

#### FIELD GOALS ATTEMPTED

2021-22 \_\_\_\_\_ 9, at Georgia, 2-17-22  
 Career \_\_\_\_\_ 9, at Georgia, 2-17-22

#### 3-PT FIELD GOALS MADE

2021-22 \_\_\_\_\_ 1, at Georgia, 2-17-22  
 Career \_\_\_\_\_ 1, at Georgia, 2-17-22

#### 3-PT FIELD GOALS ATTEMPTED

2021-22 \_\_\_\_\_ 1 (2x), last at Alabama, 1-30-22  
 Career \_\_\_\_\_ 1 (2x), last at Alabama, 1-30-22

#### FREE THROWS MADE

2021-22 \_\_\_\_\_ 3, vs. Kentucky 2-24-22  
 Career \_\_\_\_\_ 3, vs. Kentucky 2-24-22

#### FREE THROWS ATTEMPTED

2021-22 \_\_\_\_\_ 4, vs. Kentucky 2-24-22  
 Career \_\_\_\_\_ 4, vs. Kentucky 2-24-22

#### REBOUNDS

2020-21 \_\_\_\_\_ 5, at Missouri State, 12-10-21  
 Career \_\_\_\_\_ 5, at Missouri State, 12-10-21

#### ASSISTS

2020-21 \_\_\_\_\_ 3, at Missouri State, 12-10-21  
 Career \_\_\_\_\_ 3, at Missouri State, 12-10-21

#### BLOCKS

2020-21 \_\_\_\_\_ 3, vs. Missouri State, 2-20-22  
 Career \_\_\_\_\_ 3, vs. Missouri State, 2-20-22

#### STEALS

2020-21 \_\_\_\_\_ 3, at Georgia, 2-17-22  
 Career \_\_\_\_\_ 3, at Georgia, 2-17-22

# MEET THE TEAM

## DA'NECIA TRUSTY

# 34

**Class:** Redshirt Freshman **Hometown:** Houston, Texas  
**Position:** Forward **High School:** Alief Hastings  
**Height:** 6-3

**2021-22:** Did not make an appearance on the season.

**High School:** In 2019-20 at Alief Hastings High School, averaged 16.7 points, 12.1 rebounds and 7.6 blocks per game ... earned First Team All-District honors ... at one point during junior campaign, led nation in blocked shots (8.3 bpg).



# MEET THE TEAM

## MICAH LINTHACUM

# 40

**Class:** Redshirt Junior  
**Position:** Forward  
**Height:** 6-4

**Hometown:** Jefferson City, Mo.  
**High School:** Jefferson City  
**Major:** Biomedical Engineering

### Awards and Honors

- 2020-21 SEC Academic Honor Roll
- 2019-20 SEC First Year Academic Honor Roll

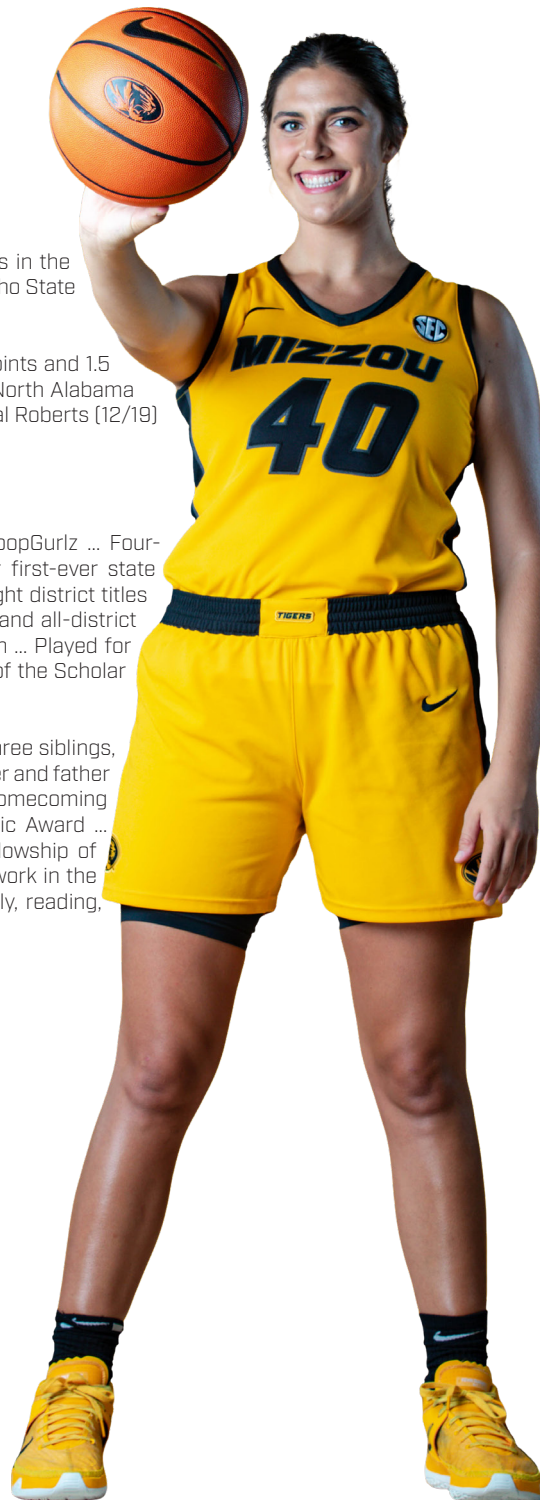
**2021-22:** Appeared in 13 games ... Scored four points and recorded four rebounds in the season opener against Morgan State (11/14) ... Buried a 3-pointer in the win over Idaho State (11/21) ... Scored two points and grabbed a rebound at Georgia (Feb. 17).

**2020-21:** Appeared in 10 games in her redshirt freshman season, averaging 1.2 points and 1.5 rebounds in 6.0 minutes per game ... Scored her first points of the game against North Alabama (11/27) ... Scored four points and grabbed five rebounds in eight minutes against Oral Roberts (12/19) ... Scored two points and grabbed two rebounds against Florida (2/21).

**2019-20:** Redshirted during the 2019-20 season.

**High School:** Ranked as the No. 18 forward in the Class of 2019 by ESPNW HoopGurlz ... Four-year letterwinner at Jefferson City High School, helping guide the Jays to their first-ever state championship appearance in 2019 ... Led Jefferson City High School to three-straight district titles from 2017-19, and section titles in 2017 and 2019 ... Was named to the all-district and all-district media team in 2017 and 2019 ... Played in three all-star games after senior season ... Played for Missouri Phenom and Nike EYBL Phenom in the AAU circuit ... Four-year recipient of the Scholar Athlete Award ... Also competed in track & field.

**Personal:** Born June 20, 2000 ... Daughter of Larry and Angela Linthacum ... Has three siblings, Sarah, Hannah and William ... Fourth-generation Tiger; Great-grandfather, grandfather and father all played football for Mizzou ... Major is Biomedical Engineering ... Was crowned Homecoming Queen ... Recipient of the Glory of Missouri Award and Student-Athlete Academic Award ... National Honor Society member ... Involved in student council, medical club, Fellowship of Christian Athletes, Key Club with JC Reads in high school ... Career ambition is to work in the medical field ... Outside of basketball, enjoys spending time with friends and family, reading, playing the piano and attending church.



SEASON	G-GS	MIN	MPG	FG-A	FG%	3FG-A	3FG%	FT-A	FT%	O	D	REB /AVG	PF	FO	AST /TO	BS /S	TP	AVG.
2020-21	10-0	60	6.0	5-12	.417	0-0	.000	2-5	.400	4	11	15 /1.5	11	0	1 /7	1 /1	12	1.2
2021-22	11-0	42	3.8	6-13	.462	1-1	1.000	0-2	.000	5	2	7 /0.6	3	0	0 /1	0 /0	13	1.2
<b>TOTALS</b>	<b>10-0</b>	<b>60</b>	<b>6.0</b>	<b>5-12</b>	<b>.417</b>	<b>0-0</b>	<b>.000</b>	<b>2-5</b>	<b>.400</b>	<b>4</b>	<b>11</b>	<b>15 /1.5</b>	<b>11</b>	<b>0</b>	<b>1 /7</b>	<b>1 /1</b>	<b>12</b>	<b>1.2</b>

# MEET THE TEAM

# MICAH LINTHACUM

## 2021-22 GAME-BY-GAME

OPPONENT	DATE	GS	MIN	FG-A	FG%	3FG-A	3FG%	FT-A	FT%	O	D	REB / AVG	PF	AST / TO	BS / S	TP	AVG.
MORGAN STATE	11/14/21	13	2-5	.400	0-0	.000	0-1	.000	3	1	4 / 4.0	0	0 / 0	0 / 0	4	4.0	
at Saint Louis	11/17/21	2	0-1	.000	0-0	.000	0-0	.000	1	0	1 / 2.5	1	0 / 1	0 / 0	0	2.0	
IDAHO STATE	11/21/21	7	1-1	1.000	1-1	1.000	0-0	.000	0	0	0 / 1.7	0	0 / 0	0 / 0	3	2.3	
at Missouri State	12/10/21	3	0-1	.000	0-0	.000	0-0	.000	0	0	0 / 1.3	0	0 / 0	0 / 0	0	1.8	
SOUTHERN U.	12/20/21	5	0-1	.000	0-0	.000	0-0	.000	0	0	0 / 1.0	0	0 / 0	0 / 0	0	1.4	
at Illinois	12/22/21	4	1-1	1.000	0-0	.000	0-0	.000	1	0	1 / 1.0	0	0 / 0	0 / 0	2	1.5	
#13/15 GEORGIA	1/17/22	1	0-0	.000	0-0	.000	0-0	.000	0	0	0 / 0.9	1	0 / 0	0 / 0	0	1.3	
at Vanderbilt	1/20/22	1	0-1	.000	0-0	.000	0-0	.000	0	0	0 / 0.8	0	0 / 0	0 / 0	0	1.1	
at Alabama	1/30/22	2	0-0	.000	0-0	.000	0-0	.000	0	0	0 / 0.7	1	0 / 0	0 / 0	0	1.0	
at #10/13 Tennessee	2/10/22	1	1-1	1.000	0-0	.000	0-1	.000	0	0	0 / 0.6	0	0 / 0	0 / 0	2	1.1	
at #21/17 Georgia	2/17/22	3	1-1	1.000	0-0	.000	0-0	.000	0	1	1 / 0.6	0	0 / 0	0 / 0	2	1.2	
<b>Totals</b>		<b>42</b>	<b>6-13</b>	<b>.462</b>	<b>1-1</b>	<b>1.000</b>	<b>0-2</b>	<b>.000</b>	<b>5</b>	<b>2</b>	<b>7 / 0.6</b>	<b>3</b>	<b>0 / 1</b>	<b>0 / 0</b>	<b>13</b>	<b>1.2</b>	

## 2020-21 GAME-BY-GAME

OPPONENT	DATE	GS	MIN	FG-A	FG%	3FG-A	3FG%	FT-A	FT%	O	D	REB / AVG	PF	AST / TO	BS / S	TP	AVG.
NORTH ALABAMA	11/27/20	2	1-1	1.00	0-0	.000	0-0	.000	0	0	0 / 0.0	1	0 / 1	0 / 0	2	2.0	
NEW ORLEANS	12/16/20	10	1-5	.200	0-0	.000	0-1	.000	1	2	3 / 1.5	1	0 / 1	0 / 0	2	2.0	
ORAL ROBERTS	12/19/20	8	1-2	.500	0-0	.000	2-4	.500	2	3	5 / 2.7	1	0 / 1	0 / 0	4	2.7	
SOUTHERN ILLINOIS	12/20/20	7	0-0	.000	0-0	.000	0-0	.000	0	1	1 / 2.3	2	0 / 2	0 / 1	0	2.0	
at #1/3 South Carolina	2/11/21	5	0-0	.000	0-0	.000	0-0	.000	0	1	1 / 2.0	1	0 / 0	1 / 0	0	1.6	
#24/25 GEORGIA	2/14/21	3	0-0	.000	0-0	.000	0-0	.000	0	1	1 / 1.8	0	0 / 0	0 / 0	0	1.3	
FLORIDA	2/21/21	8	1-1	1.00	0-0	.000	0-0	.000	1	1	2 / 1.9	3	0 / 1	0 / 0	2	1.4	
at Mississippi State	2/28/21	4	0-0	.000	0-0	.000	0-0	.000	0	1	1 / 1.8	1	0 / 0	0 / 0	0	1.3	
vs. Fresno State	3/19/21	12	1-3	.333	0-0	.000	0-0	.000	0	1	1 / 1.7	1	0 / 0	0 / 0	2	1.3	
vs. Arizona State	3/20/21	1	0-0	.000	0-0	.000	0-0	.000	0	0	0 / 1.5	0	0 / 1	0 / 0	0	1.2	
<b>Totals</b>		<b>60</b>	<b>5-12</b>	<b>.417</b>	<b>0-0</b>	<b>.000</b>	<b>2-5</b>	<b>.400</b>	<b>4</b>	<b>11</b>	<b>15 / 1.5</b>	<b>11</b>	<b>1 / 7</b>	<b>1 / 1</b>	<b>12</b>	<b>1.2</b>	

## TRENDS & STREAKS

ACHIEVEMENT 20-21	CAREER	CAREER STREAK	FROM WHEN TO WHEN
Scored 10+ points	_____	Scored 10+ points	_____
Scored 15+ points	_____	Made 5+ field goals	_____
Scored 20+ points	_____	Made 3+ 3-pointers	_____
Made 5+ field goals	_____	Had 3+ assists	_____
Made 2+ 3-pointers	_____	Played 20+ minutes	_____
Made 5+ free throws	_____	Played 30+ minutes	_____
Grabbed 5+ rebounds	_____		
Multiple assists	_____		
Multiple steals	_____		
Played 20+ minutes	_____		
Played 30+ minutes	_____		

## SEASON/CAREER BESTS

### POINTS

2021-22 \_\_\_\_\_ 4 vs. Morgan State, 11-14-21  
 Career \_\_\_\_\_ 4 (2x), last vs. Morgan State, 11-14-21

### MINUTES

2021-22 \_\_\_\_\_ 13, vs. Morgan State, 11-14-21  
 Career \_\_\_\_\_ 13, vs. Morgan State, 11-14-21

### FIELD GOALS MADE

2021-22 \_\_\_\_\_ 2, vs. Morgan State, 11-14-21  
 Career \_\_\_\_\_ 2, vs. Morgan State, 11-14-21

### FIELD GOALS ATTEMPTED

2021-22 \_\_\_\_\_ 5, vs. Morgan State, 11-14-21  
 Career \_\_\_\_\_ 5, vs. Morgan State, 11-14-21

### 3-PT FIELD GOALS MADE

2021-22 \_\_\_\_\_ 1, vs. Idaho State, 11-21-13  
 Career \_\_\_\_\_ 1, vs. Idaho State, 11-21-13

### 3-PT FIELD GOALS ATTEMPTED

2021-22 \_\_\_\_\_ 1, vs. Idaho State, 11-21-13  
 Career \_\_\_\_\_ 1, vs. Idaho State, 11-21-13

### FREE THROWS MADE

2021-22 \_\_\_\_\_  
 Career \_\_\_\_\_ 2, vs. Oral Roberts, 12-19-20

### FREE THROWS ATTEMPTED

2021-22 \_\_\_\_\_ 1 (2x), last at Tennessee, 2-10-22  
 Career \_\_\_\_\_ 4, vs. Oral Roberts, 12-19-20

### REBOUNDS

2021-22 \_\_\_\_\_ 4, vs. Morgan State, 11-14-21  
 Career \_\_\_\_\_ 5, vs. Oral Roberts, 12-19-20

### ASSISTS

2021-22 \_\_\_\_\_  
 Career \_\_\_\_\_ 1, vs. Fresno State, 3-19-21

### BLOCKS

2021-22 \_\_\_\_\_  
 Career \_\_\_\_\_ 1, at South Carolina, 2-11-21

### STEALS

2021-22 \_\_\_\_\_  
 Career \_\_\_\_\_ 1, vs. Southern Illinois, 12-20-20

# MEET THE TEAM

## HAYLEY FRANK

# 43

**Class:** Senior  
**Position:** Forward  
**Height:** 6-1

**Hometown:** Strafford, Mo.  
**High School:** Strafford  
**Major:** Architectural Studies

**2021-22:** Started all 31 games recording a team-high 1,012 minutes ... Averaged 15.0 points, 5.1 rebounds and 1.5 assists ... Led the SEC in 3-point percentage at 46.2% ... Tied for 19th in the conference with 21 total blocks ... Led Missouri in total points scored, field goals made, 3-pointers made and blocks ... Totaled 20+ points on eight occasions ... Achieved a double figure scoring output in 24 contests, including 12 straight games from 12/10 to 1/27 ... Grabbed 5+ rebounds in 15 contests ... Recorded a double-double with 26 points and 10 boards at Florida 2/27 ... Had a career performance against Columbia (11/27) with 29 points and eight rebounds ... Poured in 28 points and added eight boards against Texas A&M ... Contributed 22 points and five rebounds at Arkansas (1/9) ... Major factor in the Tigers win over No. 1 South Carolina (12/30) with 21 points and three rebounds ... Scored 21 points and added six rebounds against Southern U. (12/20) ... Filled the stat sheet with 21 points, nine rebounds and three points against Arkansas (2/13) ... Scored 20 points, grabbed four boards and dished a pair of assists against Morgan St. (11/14) ... Totaled 19 points, three rebounds and three assists at LSU (1/13) ... Aided the cause with 19 points and three rebounds against Mississippi State (2/20) ... Added 18 points and eight boards in the victory over Troy (11/23) ... Tallied 18 points and seven rebounds against Georgia (1/17) ... Recorded 17 points, six rebounds and three assists against Alabama A&M (12/12) ... Scored 16 points and grabbed six boards at Lehigh (11/28) ... Contributed 16 points and five rebounds against Kentucky (2/24) ... Finished with 15 points, eight rebounds and four blocks against Auburn (1/6) ... Opened the season with 14 points, two rebounds and a pair of blocks against Murray State (11/11) ... Recorded 14 points and six rebounds at Illinois (12/22) ... Buried 3-pointers to aid a 13-point, two rebound performance at Vanderbilt (1/20) ... Tallied 12 points and three rebounds at Missouri State (12/10) ... Scored 11 points and added six boards at Saint Louis (11/17) ... Closed the season with 11 points, four rebounds and four assists against Drake (3/17) ... Totaled 11 points and four assists at Mississippi State (1/27) ... Scored 10 points and notched three boards at Georgia (2/17) ... Corralled 13 rebounds and chipped in five points against Arkansas (3/3).

**2020-21:** Appeared in 20 games, starting all 20, in her sophomore campaign, averaging 12.7 points, 5.0 rebounds and 1.4 assists in 30.2 minutes per game ... Shot the basketball at an incredibly high level, shooting 53.3 percent from the field (88-of-165), 45.1 percent from three (37-of-82) and 87.0 percent from the free throw line (40-of-46) ... Through two seasons, currently holds the school record for three-point percentage (.409, 85-of-208) and free throw percentage (.875, 119-of-136) ... Among SEC ranks, finished 10th in three-pointers made per game (1.9) and 25th in scoring (12.7) ... Her three-point percentage of 45.1 percent (37-of-82) ranked first among Mizzou sophomores and fifth all-time in program history ... Among sophomore program records, finished first in three-point percentage (.451, 37-of-82), fifth in field goal percentage (.533, 88-of-165) and ninth in three-pointers made (37) ... Led the team in scoring in season-opening win over North Alabama (11/27), scoring 24 points and grabbing a career-best 11 rebounds for her first career double-double ... Scored 10 points and matched a season-high with 7 rebounds in win over Oral Roberts (12/19) ... Scored 14 points on 6-of-11 shooting in 30 minutes at Arkansas (1/3) ... Came alive at Ole Miss (1/14), scoring 23 points and draining five three-pointers in a road victory ... Scored a season-high 26 points and made a career-best six three-pointers against Florida (2/21).

**2019-20:** Appeared in all 31 games and made eight starts during freshman campaign, averaging 11.8 points, 4.0 rebounds and 1.1 assists in 24.3 minutes per game ... In SEC play, averaged 11.9 points and 3.9 rebounds per game ... Put up remarkable shooting numbers, shooting 43.4 percent from the field, 38.1 percent from three and 87.8 percent from the free throw line ... Led Mizzou in scoring in seven games, scored in double figures in 20 games, had three 20-point games, sank multiple 3-pointers in 12 games and grabbed five or more rebounds in 12 games ... Led the SEC and finished 14th in the NCAA in free throw percentage (.878), a mark which set a Mizzou freshman program record and ranked fourth on the all-time individual season list ... In SEC, finished the season ranked 12th in 3-pointers made per game (1.5) and 30th in scoring (11.8) ... Set a Mizzou freshman program record by making at least one 3-pointer in each of her first 12 collegiate games ... Was named to the All-SEC Freshman Team for her accomplishments in her first season at Mizzou ... Among freshmen program records, ranked first in free throw percentage (.878), second in 3-pointers made (48), fourth in scoring (365), fourth in free throws made (79), fifth in 3-point percentage (.381), sixth in points per game (11.8) and 10th in field goals made (119) ... Scored 17 points and was 9-of-10 from the free throw line against Northern Iowa (11/13) ... Had 12 points, four rebounds and three assists at Green Bay (11/16) ... Scored 15 points with four rebounds at South Dakota (11/21) ... Had 12 points and four rebounds for fourth-straight game in double figures against SIUE (11/24) ... Posted career-highs in points (29), field goals (nine), 3-pointers (four) and minutes (38) against New Mexico (11/28) ... Scored 16 points and drained three shots from deep against Saint Louis (12/5) ... Had nine points and eight rebounds at Missouri State (12/15) ... Scored 19 points on 8-of-12 shooting from the field to pace the Tigers at Arkansas (1/12) ... Scored 11 points, grabbed six rebounds, and was 6-of-6 from the free throw line against Kentucky (1/30) ... Had 24 points and made a career-high five 3-pointers to lead Mizzou to victory over Vanderbilt (2/20) ... Recorded second consecutive 20-point game with 22 points and six rebounds in win over Ole Miss (2/23).



SEASON	G-GS	MIN	MPG	FG-A	FG%	3FG-A	3FG%	FT-A	FT%	O	D	REB / AVG	PF	FO	AST / TO	BS / S	TP	AVG.
2019-20	31-8	752	24.3	119-274	.434	48-126	.381	79-90	.878	48	76	124 / 4.0	85	4	34 / 63	7 / 20	365	11.8
2020-21	20-17	604	30.2	88-165	.533	37-82	.451	40-46	.870	31	69	100 / 5.0	49	1	28 / 34	7 / 7	253	12.7
2021-22	31-31	1012	32.6	157-307	.511	80-173	.462	71-82	.866	31	126	157 / 5.1	80	1	47 / 48	21 / 17	465	15.0
<b>TOTALS</b>	<b>82-56</b>	<b>2368</b>	<b>28.9</b>	<b>364-746</b>	<b>.488</b>	<b>165-381</b>	<b>.433</b>	<b>190-218</b>	<b>.872</b>	<b>109</b>	<b>270</b>	<b>379 / 4.6</b>	<b>214</b>	<b>6</b>	<b>108 / 146</b>	<b>36 / 44</b>	<b>1083</b>	<b>13.2</b>

# MEET THE TEAM

# HAYLEY FRANK

## 2021-22 GAME-BY-GAME

OPPONENT	DATE	GS	MIN	FG-A	FG%	3FG-A	3FG%	FT-A	FT%	O	D	REB / AVG	PF	AST / TO	BS / S	TP	AVG.
MURRAY STATE	11/11/21 *	30	5-8	.625	1-3	.333	3-4	.750	0	2	2/2.0	4	0/2	2/0	14	14.0	
MORGAN STATE	11/14/21 *	31	8-10	.800	4-6	.667	0-0	.000	2	2	4/3.0	2	2/3	0/1	20	17.0	
at Saint Louis	11/17/21 *	34	4-10	.400	3-8	.375	0-0	.000	0	6	6/4.0	2	1/1	1/0	11	15.0	
IDAHO STATE	11/21/21 *	23	3-7	.429	1-4	.250	1-1	1.000	1	3	4/4.0	0	1/1	0/2	8	13.3	
Troy	11/23/21 *	30	4-10	.400	1-5	.200	9-10	.900	2	6	8/4.8	3	1/1	0/0	18	14.2	
vs. Columbia	11/27/21 *	36	10-16	.625	6-11	.545	3-3	1.000	2	6	8/5.3	1	1/3	1/0	29	16.7	
at Lehigh	11/29/21 *	23	6-9	.667	4-7	.571	0-0	.000	0	6	6/5.4	2	1/1	0/0	16	16.6	
SIUE	12/2/21 *	19	1-4	.250	0-2	.000	1-3	.333	1	2	3/5.1	3	1/3	0/1	3	14.9	
at #5/7 Baylor	12/4/21 *	34	3-8	.375	2-4	.500	0-0	.000	2	0	2/4.8	4	4/1	0/0	8	14.1	
at Missouri State	12/10/21 *	30	4-10	.400	1-4	.250	3-4	.750	1	2	3/4.6	2	0/1	0/0	12	13.9	
ALABAMA A&M	12/12/21 *	32	7-11	.636	2-5	.400	1-1	1.000	3	3	6/4.7	2	3/3	1/1	17	14.2	
SOUTHERN U.	12/20/21 *	32	7-10	.700	3-6	.500	4-4	1.000	0	6	6/4.8	0	1/2	1/0	21	14.8	
at Illinois	12/22/21 *	30	5-9	.556	1-1	1.000	3-3	1.000	2	4	6/4.9	1	2/0	1/0	14	14.7	
#1/SOUTH CAROLINA	12/30/21 *	43	7-8	.875	3-4	.750	4-4	1.000	0	3	3/4.8	3	3	0/1	1/0	21	15.1
AUBURN	1/6/22 *	39	4-9	.444	1-3	.333	6-7	.857	0	8	8/5.0	4	1/1	4/1	15	15.1	
at Arkansas	1/9/22 *	37	9-13	.692	4-7	.571	0-0	.000	1	4	5/5.0	2	0/3	0/1	22	15.6	
at #12/12 LSU	1/13/22 *	42	6-15	.400	6-12	.500	1-2	.500	0	3	3/4.9	3	3/2	0/1	19	15.8	
#13/15 GEORGIA	1/17/22 *	37	7-15	.467	4-8	.500	0-0	.000	3	4	7/5.0	4	4/1	1/0	18	15.9	
at Vanderbilt	1/20/22 *	22	5-8	.625	3-6	.500	0-1	.000	0	2	2/4.8	4	0/3	0/0	13	15.7	
TEXAS A&M	1/23/22 *	38	8-16	.500	7-14	.500	5-6	.833	2	6	8/5.0	3	2/1	0/1	28	16.4	
at Mississippi State	1/27/22 *	37	4-8	.500	1-3	.333	2-2	1.000	0	1	1/4.8	4	4/2	1/0	11	16.1	
at Alabama	1/30/22 *	32	3-7	.429	0-3	.000	2-2	1.000	0	3	3/4.7	0	1/0	0/0	8	15.7	
RV/#25 OLE MISS	2/3/22 *	36	2-6	.333	0-1	.000	0-0	.000	0	2	2/4.6	1	1/0	1/0	4	15.2	
at #10/13 Tennessee	2/10/22 *	30	1-6	.167	1-3	.333	4-4	1.000	1	3	4/4.6	3	1/2	0/0	7	14.9	
ARKANSAS	2/13/22 *	34	6-15	.400	5-11	.455	4-4	1.000	2	7	9/4.8	4	3/2	1/2	21	15.1	
at #21/17 Georgia	2/17/22 *	29	2-8	.250	2-6	.333	4-4	1.000	1	2	3/4.7	1	1/0	1/2	10	14.9	
MISSISSIPPI STATE	2/20/22 *	29	7-11	.636	2-4	.500	3-4	.750	0	3	3/4.6	3	1/1	0/2	19	15.1	
KENTUCKY	2/24/22 *	31	6-11	.545	4-5	.800	0-0	.000	2	3	5/4.6	4	1/2	0/0	16	15.1	
at #21/15 Florida	2/27/22 *	33	8-11	.727	5-6	.833	5-5	1.000	2	8	10/4.8	5	2/3	0/0	26	15.5	
vs. Arkansas	3/3/22 *	40	2-8	.250	1-3	.333	0-0	.000	1	12	13/5.1	3	3/2	1/1	5	15.1	
DRAKE	3/17/22 *	39	3-10	.300	2-8	.250	3-4	.750	0	4	4/5.1	3	4/0	3/1	11	15.0	

## 2020-21 GAME-BY-GAME

OPPONENT	DATE	GS	MIN	FG-A	FG%	3FG-A	3FG%	FT-A	FT%	O	D	REB / AVG	PF	AST / TO	BS / S	TP	AVG.
NORTH ALABAMA	11/27/20 *	32	9-12	.750	3-5	.600	3-3	1.00	5	6	11/11.0	0	2/3	3/1	24	24.0	
MISSOURI STATE	12/14/20 *	34	3-5	.600	1-3	.333	5-6	.833	3	4	7/9.0	4	1/3	1/1	12	18.0	
NEW ORLEANS	12/16/20 *	22	3-4	.750	0-1	.000	1-6	.167	1	6	7/8.3	1	1/1	1/0	6	14.0	
ORAL ROBERTS	12/19/20 *	23	4-5	.800	2-3	.667	0-0	.000	2	5	7/9.0	0	2/4	0/0	10	13.0	
SOUTHERN ILLINOIS	12/20/20 *	19	5-5	1.00	2-2	1.00	2-2	1.00	0	2	2/6.8	3	0/0	0/0	14	13.2	
ALABAMA	12/31/20 *	33	4-8	.500	2-3	.667	1-1	1.00	0	2	2/6.0	2	0/1	0/1	11	12.8	
at #10/14 Arkansas	1/3/21 *	30	6-11	.545	1-6	.167	1-1	1.00	0	5	5/5.9	5	2/2	1/0	14	13.0	
at Ole Miss	1/14/21 *	35	7-10	.700	5-6	.833	4-4	1.00	2	5	7/6.0	2	3/4	0/0	23	14.3	
LSU	1/18/21 *	32	4-6	.667	1-2	.500	0-0	.000	1	2	3/5.7	3	0/3	0/0	9	13.7	
#8/8 TEXAS A&M	1/24/21 *	23	3-6	.500	2-4	.500	0-0	.000	0	2	2/5.3	4	1/3	0/0	8	13.1	
at Florida	1/28/21 *	35	2-8	.250	0-3	.000	4-5	.800	1	4	5/5.3	3	1/1	0/0	8	12.6	
at #15/14 Kentucky	1/31/21 *	37	3-8	.375	1-5	.200	3-4	.750	1	3	4/5.2	2	2/0	0/0	10	12.4	
#16/15 ARKANSAS	2/4/21 *	29	4-12	.333	0-4	.000	4-4	1.00	2	6	8/5.4	0	1/0	0/0	12	12.4	
at Auburn	2/7/21 *	27	4-6	.667	0-0	.000	4-6	.667	1	4	5/5.4	3	2/2	0/0	12	12.4	
at #1/3 South Carolina	2/11/21 *	28	3-8	.375	1-4	.250	2-2	1.00	0	1	1/5.1	3	0/2	0/1	9	12.1	
#24/25 GEORGIA	2/14/21 *	32	4-6	.667	3-3	1.00	3-4	.750	3	3	6/5.1	4	0/1	0/0	14	12.3	
FLORIDA	2/21/21 *	34	9-15	.600	6-8	.750	2-2	1.00	3	3	6/5.2	1	2/1	0/2	26	13.1	
#20/21 TENNESSEE	2/25/21 *	36	3-8	.375	3-8	.375	0-0	.000	1	2	3/5.1	3	1/2	1/0	9	12.8	
at Mississippi State	2/28/21 *	29	5-10	.500	2-6	.333	2-2	1.00	1	4	5/5.1	4	2/0	0/0	14	12.9	
vs. Alabama	3/4/21 *	34	3-12	.250	2-4	.500	0-0	.000	4	0	4/5.0	2	5/1	0/0	8	12.7	
<b>Totals</b>		<b>604</b>	<b>88-165.533</b>		<b>37-82</b>	<b>.451</b>	<b>40-46.870</b>		<b>31</b>	<b>69</b>	<b>100 / 5.0</b>	<b>49</b>	<b>28 / 34</b>	<b>7 / 7</b>	<b>253</b>	<b>12.7</b>	

## TRENDS & STREAKS

ACHIEVEMENT	18-29	19-20	20-21	21-22	CAREER	CAREER STREAK	FROM WHEN TO WHEN
Scored 10+ points	4	20	13	22	59	Scored 10+ points	12 games, 12/10/21 - 1/23/22
Scored 15+ points	1	7	3	16	27	Grabbed 3+ rebounds	9 games, 12/10/21 - 1/17/22
Scored 20+ points	3	3	8	14	14	Grabbed 5+ rebounds	4 games, 11/27/20 - 12/19/20
Made 2+ 3-pointers	8	12	11	19	50	Played 20+ minutes	23 games, 12/4/21 - present
Made 5+ free throws	6	1	4	11	11	Played 30+ minutes	10 games, 12/4/21 - 1/17/22
Grabbed 5+ rebounds	4	12	12	15	43		
Multiple assists	8	10	9	11	38		
Multiple blocks	1	1	3	5	5		
Multiple steals	2	2	4	8	8		
Recorded 3+ steals	2	2	4	4	4		
Played 20+ minutes	4	25	19	30	78		
Played 30+ minutes	5	12	25	42	42		

## SEASON/CAREER BESTS

### POINTS

2021-22 \_\_\_\_\_ 29, vs. Columbia, 11-27-21  
 Career \_\_\_\_\_ 29 (2x) last, vs. Columbia, 11-27-21

### MINUTES

2021-22 \_\_\_\_\_ 42, at LSU, 1-13-22  
 Career \_\_\_\_\_ 42, at LSU, 1-13-22

### FIELD GOALS MADE

2021-22 \_\_\_\_\_ 10, vs. Columbia, 11-27-21  
 Career \_\_\_\_\_ 10, vs. Columbia, 11-27-21

### FIELD GOALS ATTEMPTED

2021-22 \_\_\_\_\_ 16 (2x), last vs. Texas A&M, 1-23-22  
 Career \_\_\_\_\_ 16 (3x), twice, last vs. Texas A&M, 1-23-22

### 3-PT FIELD GOALS MADE

2021-22 \_\_\_\_\_ 7, vs. Texas A&M, 1-23-22  
 Career \_\_\_\_\_ 7, vs. Texas A&M, 1-23-22

### 3-PT FIELD GOALS ATTEMPTED

2021-22 \_\_\_\_\_ 12, at LSU, 1-13-22  
 Career \_\_\_\_\_ 12, at LSU, 1-13-22

### FREE THROWS MADE

2021-22 \_\_\_\_\_ 9, vs. Troy, 11-23-21  
 Career \_\_\_\_\_ 9 (2x), last vs. Troy, 11-23-21

### FREE THROWS ATTEMPTED

2021-22 \_\_\_\_\_ 10, vs. Troy, 11-23-21  
 Career \_\_\_\_\_ 10 (2x), last vs. Troy, 11-23-21

### REBOUNDS

2021-22 \_\_\_\_\_ 13, vs. Arkansas, 3-3-22  
 Career \_\_\_\_\_ 13, vs. Arkansas, 3-3-22

### ASSISTS

2021-22 \_\_\_\_\_ 4 (3x), last vs. Alabama, 3-4-21  
 Career \_\_\_\_\_ 5, vs. Alabama, 3-4-21

### BLOCKS

2021-22 \_\_\_\_\_ 4, vs. Auburn, 1-6-20  
 Career \_\_\_\_\_ 3, vs. North Alabama, 11-27-20

### STEALS

2021-22 \_\_\_\_\_ 2 (4x), vs. Mississippi State, 2-20-22  
 Career \_\_\_\_\_ 4, at Alabama, 3-1-20

# MEET THE TEAM

## HAYLEY FRANK

### 2019-20 GAME-BY-GAME

OPPONENT	DATE	GS	MIN	FG-A	FG%	3FG-A	3FG%	FT-A	FT%	O	D	REB /AVG	PF	AST /TO	BS /S	TP	AVG.
WESTERN ILLINOIS	11/5/19 *	18	4-7	.571	1-2	.500	0-0	.000	3	2	5/5.0	5	0/3	2/1	9	9.0	
NEBRASKA	11/10/19	13	1-2	.500	1-2	.500	2-2	1.000	0	1	1/3.0	1	0/0	0/1	5	7.0	
NORTHERN IOWA	11/13/19	24	3-9	.333	2-4	.500	9-10	.900	1	2	3/3.0	3	1/0	0/0	17	10.3	
at Green Bay	11/16/19	26	4-11	.364	1-4	.250	3-3	1.000	3	1	4/3.3	5	2/3	0/3	12	10.8	
at South Dakota	11/21/19	29	4-6	.667	2-2	1.000	5-6	.833	2	2	4/3.4	3	0/3	0/1	15	11.6	
SIUE	11/24/19	22	4-8	.500	1-4	.250	3-3	1.000	1	3	4/3.5	4	0/4	0/0	12	11.7	
vs New Mexico	11/28/19	36	9-14	.643	4-5	.800	7-7	1.000	1	5	6/3.9	3	0/4	1/1	29	14.1	
vs North Carolina	11/29/19*	31	4-16	.250	1-5	.200	4-4	1.000	4	2	6/4.1	2	1/1	0/0	13	14.0	
SAINT LOUIS	12/5/19 *	22	4-8	.500	3-5	.600	5-6	.833	0	1	1/3.8	4	1/2	0/0	16	14.2	
at Kansas City	12/8/19 *	31	5-16	.313	1-6	.167	1-1	1.000	1	1	2/3.6	2	1/2	0/1	12	14.0	
at Missouri State	12/15/19*	25	3-9	.333	1-5	.200	2-2	1.000	1	7	8/4.0	5	3/3	0/0	9	13.5	
PRINCETON	12/18/19*	25	4-9	.444	1-3	.333	1-1	1.000	3	1	4/4.0	2	1/0	0/0	10	13.3	
ILLINOIS	12/20/19*	16	1-7	.143	0-3	.000	2-2	1.000	1	4	5/4.1	2	0/4	0/0	4	12.5	
at Tennessee	1/2/20 *	22	2-7	.286	0-4	.000	2-3	.667	2	2	4/4.1	3	0/0	0/1	6	12.1	
LSU	1/5/20	24	4-8	.500	3-6	.500	0-0	.000	2	2	4/4.1	2	0/4	0/1	11	12.0	
MISSISSIPPI STATE	1/9/20	28	5-12	.417	2-7	.286	1-2	.500	0	3	3/4.0	0	1/1	1/0	13	12.1	
at Arkansas	1/12/20	16	8-12	.667	2-4	.500	1-2	.500	1	4	5/4.1	5	0/1	1/0	19	12.5	
SOUTH CAROLINA	1/16/20	28	2-9	.222	1-5	.200	4-4	1.000	0	2	2/3.9	1	2/1	0/0	9	12.3	
at Ole Miss	1/19/20	15	3-8	.375	1-4	.250	0-0	.000	0	1	1/3.8	1	1/1	0/0	7	12.0	
at Texas A&M	1/26/20	29	4-7	.571	2-3	.667	0-0	.000	2	3	5/3.9	2	3/0	0/0	10	11.9	
KENTUCKY	1/30/20	30	2-7	.286	1-3	.333	6-6	1.000	2	5	7/4.0	3	0/4	0/1	11	11.9	
ARKANSAS	2/2/20	26	5-9	.556	2-4	.500	2-2	1.000	0	4	4/4.0	1	0/3	0/1	14	12.0	
at Georgia	2/6/20	21	2-7	.286	1-4	.250	4-4	1.000	2	3	5/4.0	3	1/1	0/1	9	11.8	
at LSU	2/10/20	30	5-10	.500	1-5	.200	0-1	.000	3	0	3/4.0	1	3/1	0/0	11	11.8	
FLORIDA	2/16/20	28	3-8	.375	1-4	.250	3-5	.600	1	5	6/4.1	4	2/4	0/0	10	11.7	
at Vanderbilt	2/20/20	27	8-11	.727	5-7	.714	3-4	.750	2	2	4/4.1	3	2/4	0/1	24	12.2	
OLE MISS	2/23/20	28	7-8	.875	3-3	1.000	5-6	.833	5	1	6/4.1	3	2/2	0/0	22	12.6	
AUBURN	2/27/20	24	4-10	.400	1-4	.250	3-3	1.000	1	1	2/4.1	3	1/1	0/1	12	12.5	
at Alabama	3/1/20	23	1-7	.143	0-5	.000	0-0	.000	0	2	2/4.0	2	2/1	1/4	2	12.2	
vs Ole Miss	3/4/20	20	2-6	.333	2-3	.667	0-0	.000	1	2	3/4.0	4	3/4	1/0	6	12.0	
vs Tennessee	3/5/20	15	2-6	.333	1-1	1.000	1-1	1.000	3	2	5/4.0	3	1/1	0/1	6	11.8	
<b>Totals</b>		<b>8</b>	<b>752</b>	<b>119-274.434</b>		<b>48-126.381</b>		<b>79-90.878</b>		<b>48</b>	<b>76</b>	<b>124 / 4.0</b>	<b>85</b>	<b>34 / 63</b>	<b>7 / 20</b>	<b>365</b>	<b>11.8</b>

### HIGH SCHOOL

- Ranked as the No. 26 prospect by ESPNW HoopGurlz in the Class of 2019
- Ranked as the No. 2 prospect in the state of Missouri by ESPNW
- 2019 WBCA High School All-America honorable mention honoree
- Coached by her father, Steve, helped lead Strafford High School to 115 consecutive wins and four-straight Missouri Class 3A state championships from 2016-2019
- Three-time MBCA Class 3 Player of the Year (2016-17, 2017-18, 2018-19)
- Two-time Gatorade Missouri Girls Basketball Player of the Year (2017-18, 2018-19)
- 2018 Missouri Wendy's High Heisman state winner
- Racked up 3,003 points, 1,629 rebounds and 824 assists in standout prep career
- Among Missouri all-time ranks, finished as the state career record holder in rebounds (1,629) and 3-point percentage (54.3, minimum 100 made threes) while ranking fifth in assists (824) and eighth in points (3,003)
- As a senior, led the Indians to a fourth consecutive state championship, averaging 22.8 points, 13.0 rebounds and 7.2 assists per game while shooting 68.3 percent from the field and 51.3 percent from 3-point range
- As a junior, led the Indians to a 33-0 record and third straight state title after averaging 24.9 points, 12.7 rebounds, 7.1 assists, 3.3 steals and 3.0 blocks per game
- As a sophomore, led Strafford to a second-consecutive state title, averaging 24.0 points, 13.0 rebounds, 6.5 assists, 3.0 steals and 2.2 blocks per game en route to a 33-0 season
- Three-time all-state infielder on the Strafford softball team
- Three-time state qualifier for the Strafford golf team

### AWARDS/HONORS

- 2020-21 SEC Academic Honor Roll
- 2019-20 All-SEC Freshman Team
- 2019-20 SEC First Year Academic Honor Roll
- 2019 WBCA High School All-America Honorable Mention honoree
- Two-time Gatorade Missouri Girls Basketball Player of the Year

### PERSONAL

- Born May 9, 2001
- Daughter of Steve and Mona Frank
- Twin sister, Kayley, plays basketball at College of the Ozarks
- Majoring in architectural studies
- Enjoys going to the lake, kayaking, hiking and art
- Maintained a 4.05 GPA at Strafford High School
- Vice President of the Strafford High School student body
- Career ambition is to be an architect or a college

# MEET THE STAFF

## HEAD COACH ROBIN PINGETON

**13th Season at Mizzou / 28th Season Overall**  
**207-167 Record at Mizzou**  
**524-311 Overall Record**

Since stepping foot on Mizzou's campus in 2010, head coach Robin Pingeton has led the Mizzou Women's Basketball program to heights not reached in decades. Pingeton is entering her 13th season at Mizzou with four NCAA Tournament berths and nine overall postseason appearances to her resume while in Columbia. Overall, Pingeton has led her teams to six NCAA Tournament berths and 19 postseason appearances.

She is one of 34 active Division-I head coaches with 500+ career wins, and just 1 of 16 at the helm of a Power Five program to reach the monumental milestone. Her 524 career victories currently rank second among active SEC head coaches.

Pingeton has restored a proud Mizzou Women's Basketball tradition and has recorded a 207-167 (.553) record with her teams reaching the 20-win total in four seasons. In her first 11 seasons, she has guided the Tigers to 21 wins over top-25 teams and six over teams ranked in the top-10. Among program history, Pingeton currently ranks second in winning percentage (.553) and victories (207), trailing only Mizzou Hall of Famer Joann Rutherford (.617, 422-262) in both categories.

In 26 years overall as a head coach, Pingeton's career record stands at 542-324 (.626). She has led her squads to postseason play 19 times and has mentored 44 all-conference honorees, nine All-Americans, seven Academic All-Americans and five conference Players of the Year. She has won three regular season conference titles, two postseason conference tournaments and has three times been named the conference Coach of the Year.

During the 2021-22 season, Pingeton led the program to its ninth postseason appearance in the past 10 seasons. The Tigers posted an 11-5 mark at Mizzou Arena including a historic win over No. 1 South Carolina. The victory marked the first against the nation's top-ranked team in program history. Mizzou displayed exceptional offensive efficiency throughout the campaign, eclipsing the program record for 3-point percentage for the second consecutive season (.385). In addition, the offense led the conference in field-goal percentage (.452).

All SEC-Second Team honoree Hayley Frank headlined the Tigers' performers on the season. Frank led the team with 15.5 points and was atop the conference with a 46.2 percentage from beyond the arc. She totaled 21 points and three rebounds in the upset over the Gamecocks.

Mizzou improved drastically over the pandemic-affected 2020-21 season, as Mizzou went 9-13 and earned a berth in the WNIT. The Tigers were especially impressive from deep over the season, as they shot 38.2 percent from the three-point line (166-of-435) and matched a program record with 18 three-pointers against Florida (2/21/21).

Mizzou had two student-athletes earn all-SEC honors following the season, as Aijha Blackwell earned Second Team honors and Mama Demele earned Freshman team honors. Blackwell became just the fifth player in program history, and first since 1997-98 to average a double-double, at 14.5 points and 11.0 rebounds per game, while her performance on the glass was one of the most historic in program history, ranking first among Mizzou sophomores and second all-time in program history. Demele was the only freshman in the SEC to start every game of their team's season, averaging 3.3 points, 2.8 assists and 1.6 steals per game. Her 35 steals and 59 assists ranked ninth and 10th, respectively, all-time among Mizzou freshmen.

In 2019-20, Mizzou saw the emergence of the future, as freshmen Aijha Blackwell and Hayley Frank each earned All-SEC Freshmen Team honors. Together, they became the first pair of freshmen in program history to average double-figure scoring outputs in the same season. The pair backed up their five-star, top-30 national rankings and proved to be pieces to build around in the future.

Blackwell provided one of the most impressive freshman campaigns in program history, averaging 15.0 points, 7.3 rebounds and 2.7 assists per game. Blackwell was one of three freshmen in program history to record eight or more 20-point games, joining Julie Helm (12, 1996-97) and Sophie Cunningham (10, 2015-16) and had seven double-doubles on the season, the most by a Mizzou freshman since at least 2002-03. Frank was equally impressive in her first season in the Black & Gold, as she averaged 11.8 points and 4.0 rebounds per game. Frank led the SEC and finished 14th nationally in free throw percentage (.878), a mark which set a Mizzou freshman program record and ranked fourth on the all-time individual season list.

The 2019-20 season also saw the end of the decorated career for the senior class of Amber Smith, Hannah Schuchts, Jordan Chavis and Jordan Roundtree, who took the floor for three NCAA Tournament teams for Mizzou. Smith finished her career ranked 10th in three-pointers made (126), 10th in three-point percentage (.356) and 20th in scoring (1,299 points). She was 1 of 21 players in program history to record 1,000+ points and 600+ rebounds.



# MEET THE STAFF

## HEAD COACH ROBIN PINGETON

Schuchts finished her career with 140 career blocks, the fourth-most in program history, while Chavis ranks fifth in program history in three-pointers made (149) and eighth in three-point percentage (.363).

Pingeton continued Mizzou's winning ways in 2018-19, as she led the Tigers to a fourth consecutive NCAA Tournament appearance, the first time since 1983-86 Mizzou has earned a berth to the Big Dance in four straight seasons. Mizzou's 24 wins was the fifth-most ever in a campaign in program history, and marked the first time since 1982-84 a Mizzou team had won 24 games in back-to-back seasons. It was also the first time since 1981-85 that a Mizzou team had won 22+ games in four consecutive seasons. Mizzou played especially well against ranked opponents during the season, as Mizzou defeated four opponents ranked in the Associated Press Top 25 and six ranked opponents overall (AP/Coaches), the most in program history since the 1982-83 campaign. In SEC play, Pingeton's squad racked up 10 victories, giving them 10+ wins in league play in three consecutive seasons for the first time since 1982-85.

Among Mizzou's many historic achievements in 2018-19 was the Tigers' success away from Columbia. Mizzou recorded its first- and second-ever wins over top-10 opponents on the road in the regular season. The magic first occurred on Rocky Top, as Mizzou defeated No. 10 Tennessee, 66-64, on Jan. 6. The win was Mizzou's first-ever at Thompson-Boling Arena in Knoxville, and just the 40th loss ever suffered by the Lady Vols since opening the arena in 1987-88. Mizzou's second magical road trip came in Starkville against No. 5 Mississippi State on Feb. 14, as Sophie Cunningham's 24 points led Mizzou to a 75-67 victory. The win was the highest road win over a ranked opponent in the regular season in program history, and snapped a 30-game home win streak for the Bulldogs, who had not lost at home in nearly two seasons.

Pingeton reached individual milestone marks as well during the 2018-19 campaign, as she recorded her 500th career win on Feb. 10, 2019 in a win over Vanderbilt, becoming just the 76th coach in Division-I history to reach 500 victories.

After another superb regular season, Mizzou followed with great success in the postseason, as the Tigers advanced to the semifinals of the SEC Tournament, and earned a win in the NCAA Tournament for the third time in four seasons. First at the SEC Tournament, Mizzou defeated Florida and Kentucky to advance to the SEC Tournament semifinals, its first trip to a conference tournament semifinal since 1994. In the NCAA Tournament, Mizzou defeated Drake in the first round to advance to the second round, marking the first time in program history Mizzou recorded three NCAA Tournament wins in any four-year stretch in program history.

Sophie Cunningham capped off an incredible collegiate career in 2018-19, as she earned NCAA All-America Third Team honors from the Associated Press and USBWA and Honorable Mention honors from the WBCA, while being named to the All-SEC First Team. She became the first player in program history to earn All-America recognition in three seasons, the first to be named to an All-America team and the first to earn three All-Conference First Team honors. Cunningham became Mizzou's all-time leading scorer, finishing with 2,187 points, while also ranking in the program's top-five in free throws made (first - 537), three-pointers made (second - 238), three-point percentage (second - 40.3), free throw percentage (third - 83.9), points per game (17.0), assists (390) and field goals made (706). She was the only player in the nation to average 17.0 ppg (17.8), make 80 three-pointers (85), make 150 free throws (151) and record 200 rebounds (205). Joining Cunningham in postseason recognition was Cierra Porter who returned to the team halfway through the season after originally retiring due to knee injuries. She returned in a big way, averaging 7.8 points and 5.0 rebounds in just 20.0 minutes per game, as she earned All-SEC Sixth Woman of the Year honors.

Following the season, Cunningham became Mizzou's ninth WNBA Draftee, and the highest selected player in program history when the Phoenix Mercury drafted her with the first pick of the second round and the 13th overall selection. She is the third Mizzou player to be drafted during Coach Pingeton's tenure, following Christine Flores (2012) and Bri Kulas (2014).

In 2017-18, Pingeton led Mizzou to its third straight NCAA Tournament and a 24-8 record, the Tigers' most wins since 1983-84. The 24 victories marked Mizzou's third consecutive campaign with at least 22 wins, a feat which had not been accomplished since 1982-85. In SEC play, Mizzou won 11 games for the second straight season and finished tied-for-fourth in the SEC. Mizzou's 22 wins in conference play in the 2016-17 and 2017-18 seasons are the most in a two year span since Mizzou won 24 over the 1983-84 and 1984-85 seasons. Mizzou reached as high as No. 11 in the Associated Press Top-25 during the 2017-18 season, its highest ranking since 1984. For Pingeton's success in leading Mizzou during the 2017-18 season, she was named a Naismith Women's College Coach of the Year National Semifinalist and a WBCA National Coach of the Year finalist.

### THE PINGETON FILE

Hometown.....	Atkins, Iowa
Alma Mater.....	St. Ambrose (1990)
Twitter.....	@CoachPingeton
Career Record.....	524-311 (26 seasons)
Career Winning Percentage.....	.628
Record at Mizzou.....	189-154 (10 seasons)
Winning Percentage.....	.551
Coaching Honors.....	2017 SEC Coach of the Year
.....	2017 Naismith Coach of the Year National Semifinalist
.....	2018 WBCA National Coach of the Year Finalist
.....	2018 Naismith Coach of the Year National Semifinalist
.....	2017 St. Louis Post-Dispatch Coach of the Year
.....	2017 ROARS Coach of the Year
.....	2010 Missouri Valley Coach of the Year
.....	2004 Missouri Valley Coach of the Year
Playing Experience.....	St. Ambrose (1986-90)
Playing Honors.....	All-American
.....	Basketball, Softball
.....	All-Time Leading Scorer (2,502 points)
.....	Quad Cities, Iowa Basketball, St. Ambrose Hall of Fame
Professional Playing Career.....	1990-92
.....	Women's Basketball Association
Family.....	Husband, Rich
.....	Son, Blake
.....	Son, Zach

### PINGETON BY THE NUMBERS

- 44** – All-Conference players
- 27** – Seasons of head coaching experience
- 19** – Post-season tournament appearances
- 7** – CoSIDA Academic All-Americans
- 8** – All-Americans
- 5** – Conference Players of the Year
- 3** – Conference Coach of the Year Awards
- 3** – Regular season conference titles
- 2** – Conference tournament championships



# MEET THE STAFF

## HEAD COACH ROBIN PINGETON

Mizzou had many memorable moments in 2017-18, but two of the more notable Tiger victories came in home wins against South Carolina and Tennessee. First, Mizzou knocked off the defending National Champion No. 4 South Carolina Gamecocks, 83-74, on Jan. 7. The win was Mizzou's fourth win in program history against an AP top-four opponent, and the first such victory since a 64-60 win over No. 4 Baylor on Jan. 4, 2006. Next, in front of a program record 11,092 fans and behind 32 points from Sophie Cunningham, Mizzou downed No. 11 Tennessee, 77-73, on Feb. 18. The win marked the first time since 1993-94 Mizzou has defeated two top-11 AP opponents in the same season.

Mizzou closed the 2017-18 season with its third consecutive NCAA Tournament appearance, as the Tigers entered the Big Dance as the No. 5 seed in the Lexington Region, its highest ever in a 64-team NCAA Tournament.

Cunningham and Jordan Frericks each received All-SEC honors for their performance on the court in 2017-18. Cunningham earned First Team honors for the second time in her career as she scored a career-high 18.5 points per game while also averaging 4.7 rebounds and 3.0 rebounds per game. Cunningham became the 35th member of Mizzou 1,000-point win club during the season, and currently ranks eighth in overall scoring (1,563 points) with one season remaining. Cunningham also received AP All-America Honorable Mention honors for the performance in her junior campaign. Frericks earned All-SEC Second Team recognition for the third time in her career after averaging 11.8 points and 7.6 rebounds per game in her senior campaign. Frericks became just the third player in Mizzou history to join the 1,000-point and 1,000-rebound club, as she ended her career with 1,032 rebounds, the second-most in program history.

Mizzou was highly successful in the classroom as well in '17-18, as the team put together its best two semesters in program history, recording a 3.3 and 3.4 in the fall and spring semesters, respectively.

Pingeton was named the Southeastern Conference Coach of the Year in 2016-17 after being selected by both the Associated Press and the league's coaches for the honor. She steered Mizzou to its second consecutive NCAA Tournament appearance and a third-place finish in the SEC. It marked the Tigers' highest finish in league play since joining the SEC and the highest since 1990. Pingeton's squad piled up 11 SEC wins, the most since 1990, putting together two separate win streaks of five or more in league action in the same campaign for the first time in program history.

Mizzou capped off the special 2016-17 season with a trip to the Big Dance, advancing to the second round with a win over South Florida in the tournament opener. It gave Pingeton and company wins in back-to-back NCAA Tournament appearances for the first time in program history.

Pingeton and the Tigers completed the incredible campaign despite losing All-SEC forward Jordan Frericks to a preseason knee injury. Mizzou was picked to finish seventh in the SEC, but the Tigers completed their fifth consecutive winning season for the first time since 1985-90 and a campaign for the record books. As a result, Pingeton was named a Naismith Coach of the Year National Semifinalist, along with nine other coaches.

Earning individual honors at the end of the season was Sophie Cunningham, who earned All-SEC First Team honors, and Amber Smith, who was named the SEC's co-Freshman of the Year. It marked the first time Mizzou back-to-back conference freshman of the year winners since 1996 & 1997.

During the 2016-17 season, Mizzou beat eventual national champion No. 6 South Carolina, No. 25 Kentucky and No. 25 Texas A&M at Mizzou Arena, extending the Tigers' home win streak against ranked opponents to five.

In 2015-16, under Pingeton's guidance, the program's success on and off the court helped produce the nation's largest attendance increase as Mizzou fans came out in droves to support the team last season. Mizzou Arena welcomed an average of 3,990 fans per game, including a facility-record 7,989 fans for a showdown with Tennessee.

Mizzou faithful were rewarded for their support as Mizzou spent eight weeks in the AP Top 25 poll and finished with eight conference victories for the first time in more than a decade, highlighted by victories over No. 6 Mississippi State and No. 22 Florida.

Pingeton's squad capped the season with the program's 10th NCAA Tournament appearance. Mizzou entered the Big Dance as a No. 10 seed and knocked off seventh-seeded BYU, 78-69, in the opening round to seal its first NCAA Tournament victory since 2001.

At season's end, both Sophie Cunningham and Jordan Frericks received recognitions for outstanding campaigns. Cunningham became the first SEC Freshman of the Year in program history and was one of eight finalists for the USBWA National Freshman of the Year award. Frericks took home Second-Team All-SEC honors after surpassing the 1,000-career point mark during her junior season.

Pingeton's system, defined by relentless hard work, also excelled in the classroom. The Tigers finished with a 2016 Spring Team GPA of 3.31, which is the highest ever recorded in program history. Additionally, redshirt senior Lindsey Cunningham was inducted into the Mizzou 39 Class of 2016, the most prestigious honor a student can receive at the University of Missouri. In 2014-15, the Tigers finished 19-14, the highest win total for the program since 2005-06. Mizzou earned victories in each of the first two rounds of the WNIT. The squad featured a stifling defense, which ranked 12th in the country in opponent field goal percentage (35.1) and 17th in the nation with 29.0 defensive rebounds per game. It was also a banner year for the offense as the Tigers drained 49 more 3-pointers than any other school in the SEC and finished 31st nationally with 249 triples throughout the season.

On Feb. 26, 2015, Mizzou upset No. 12 Texas A&M, 70-69, and ended a 17-game home winning streak for the Aggies in College Station when Maddie Stock drained a game-winning 3-pointer with less than a second remaining.



# MEET THE STAFF

## HEAD COACH ROBIN PINGETON

The Tigers earned WNIT victories at Northern Iowa and at Kansas State to advance to the quarterfinals for the first time in 12 years. In a record-setting performance against K-State in the second round, Mizzou earned a 67-48 win, with the 19-point margin of victory serving as the largest in postseason annals for the Tigers. In that contest, the Tigers dominated the glass with a 50-31 rebounding margin which also established a new postseason program record. Morgan Eye tied a WNIT record with nine 3-pointers to lead the offense on a landmark afternoon.

Jordan Frericks earned second-team All-SEC honors and honorable mention All-SEC recognition from the Associated Press after leading the conference with 9.9 rebounds per game, which is the highest average by a Tiger since the 1997-98 campaign. Her 327 total rebounds rank third in Mizzou single-season history and are the most since Renee Kelly's record of 395 set in 1985-86. Frericks tied a program record with 33 starts, equaling Lorraine Ferret's mark that had stood since 1980-81. Eye closed her illustrious career with 367 baskets from beyond the arc, which is 141 more than any other player to ever wear a Tiger uniform. Following the season, she was invited to the State Farm College Women's 3-Point Championship at the Final Four in Indianapolis.

With one season of SEC play under their belt, Pingeton's Tigers came into the 2013-14 season with a vengeance, recording wins over two ranked foes in No. 25 Georgia and No. 16 Vanderbilt. The Tigers closed the season with a 17-14 record and advanced to the WNIT for the second year in a row. Mizzou broke its own 3-point shooting records with 292 made 3-pointers. The number stands not only as the most in Missouri history but also established an SEC record. In addition, Pingeton's squad topped Bradley early in the season, 126-55, to set the school's single-game and single-half scoring records.

Pingeton's recruiting talents were once again on display in 2013-14 as Mizzou's three true freshmen proved to be the most productive incoming class since the 1996-97 season. The trio of newcomers, Frericks, Kayla McDowell and Sierra Michaelis averaged 17.9 points per game on 44.4 percent shooting while pulling down 13.5 rebounds and dishing out 2.6 assists per game. Pingeton's Tigers were successful from top-to-bottom as first-team All-SEC selection Bri Kulas ranked among the conference scoring leaders by averaging 18.3 points per game. Kulas became Mizzou's seventh WNBA draft pick as she was selected by the San Antonio Stars in the third round (28th overall) of the 2014 WNBA Draft.

Pingeton's Tigers have also successfully proven themselves as standouts off the court as several Tigers were again given academic honors from the SEC. Lianna Doty was named SEC Scholar Athlete of the Year in 2013-14. Under Pingeton's tutelage, Missouri has seen a consistent increase in academic recognition each season as Lindsey Cunningham, Doty, Eye, Bree Fowler, Frericks, McDowell, Juanita Robinson, Maddie and Morgan Stock were all named to the SEC Winter Academic Honor Roll in 2014-15. Missouri has also consistently worked to better the Columbia area by volunteering in the community. The Tigers put in more than 350 hours of community service during the 2013-14 season, 333 hours in 2012-13 and 325 hours in 2014-15.

During Mizzou's inaugural season in the SEC, the Tigers showed that they would be a force to be reckoned with under Pingeton's guidance. In addition to setting numerous school and SEC records, the Tigers posted a 17-15 record, made the postseason for the first time since 2007 and knocked off three top 25 teams on the way to a respectable finish in the conference. Eye lit up the nets on her way to finishing the year as one of, if not the best, 3-point shooters in the NCAA. Eye led the country in 3-point shooting, set the Mizzou single-game record for triples (11) and set the SEC record for treys in a season (112).

The 2012-13 season under Pingeton showed that a solid foundation had been laid for Mizzou Women's Basketball. Not only did the Tigers knock off 12th-ranked South Carolina and NCAA Tournament-bound Florida, but the Tigers took down perennial power Tennessee in a victory that many of her peers say was a "program-changer." Through the recruiting efforts of Pingeton and her staff, three Tigers earned SEC recognition for their efforts and contributions on the court. Kulas was named second-team All-SEC, Doty made the SEC All-Freshman Team and Eye was recognized as the SEC Co-6th Woman of the Year. Following the season, four Tigers were named to the SEC Winter Academic Honor Roll and five freshmen were named to the 2012-13 SEC First-Year Academic Honor Roll.

Pingeton reinvigorated the Tigers program from the moment she stepped on-campus in Columbia. During her initial season, Missouri posted a 13-18 record and 5-11 mark in Big 12 Conference play, the best for the team since 2006-07. The Tigers accomplished those feats despite playing the seventh-toughest schedule in the nation, a slate that featured 16 games against teams who qualified for the NCAA Tournament and 10 games against ranked opponents.

Mizzou recorded three wins against ranked foes, defeating No. 12 Georgetown, No. 22 Texas and No. 23 Iowa State. The three wins over ranked opponents were the most for the Tigers since the 2000-01 season. Additionally, Mizzou's win over Texas ended a 12-game losing streak to the Longhorns dating back to 2001, and was only the second time the Tigers had ever defeated the Longhorns.

Success for the Tigers continued in the 2011-12 season as Mizzou started out with a 10-1 record, the program's best start since the 2006-07 season when Mizzou began the year 12-1. Under Pingeton's direction, the Tigers went undefeated through the first five games for the first time since 1997. With Pingeton's leadership, Christine Flores became the first Tiger to record a triple-double since 1995. Flores set several records at Mizzou, including the most blocks in her career (209) and in a single season (93) before being drafted by the Phoenix Mercury in the third round (30th overall) of the WNBA Draft.

Before taking the reins at Mizzou on April 8, 2010, Pingeton spent seven years leading the Illinois State Redbirds, where she amassed a 144-81 (.640) record and brought the Redbird program back to national prominence. During her tenure, she led the school to three straight Missouri Valley Conference Regular Season titles, two State Farm Missouri Valley Conference Tournament championships, a school-best four straight 20-win seasons, two NCAA Tournament berths and three WNIT appearances en route to Missouri Valley Coach of the Year honors in 2004 and 2010. During her last three seasons in Normal, Pingeton compiled an 81-23 (.779) mark to put together the best three-year span in Illinois State history.

In 2009-10, Pingeton led the Redbirds to a third consecutive Missouri Valley Conference regular season title, the semifinals of the WNIT and a 28-8 record. During Illinois State's WNIT run, the team earned wins over Butler, Purdue, Illinois and Kansas. The 28 wins tied the 1980-81 Illinois State team for the most in program history and marked the fourth straight year the team won at least 22 games. Pingeton's efforts garnered Russell Athletic/Women's Basketball Coaches Association Region 6 Coach of the Year and Missouri Valley Conference Coach of the Year accolades.

In 2008-09, Pingeton's squad went 27-8 and had a 16-5 mark in The Valley as the team earned its first ever outright Missouri Valley regular season title and advanced to the WNIT semifinals. One year earlier, the Redbirds went 26-7, posted the second-best winning percentage (.788) in school history, earned a trip to the NCAA Tournament and claimed the State Farm Missouri Valley Conference Tournament title and a share of the regular season crown.

## MEET THE STAFF

# HEAD COACH ROBIN PINGETON

In her first year on the Illinois State sideline, Pingeton earned Missouri Valley Conference Coach of the Year honors after going 16-13, the first winning season for the Redbirds in seven years. The following year, Illinois State earned its first NCAA Tournament berth since 1989 after claiming the Missouri Valley Conference Tournament championship. Pingeton then led the team to a 22-11 record in 2006-07, Illinois State's first 20-win season since 1989-90.

Before taking over at Illinois State, Pingeton spent three seasons as an assistant coach on Bill Fennelly's staff at Iowa State, including the 2002-03 season as the associate head coach. During her time in Ames, the Cyclones went 66-33, made two NCAA Tournament appearances and won the 2001 Big 12 Tournament title. Pingeton started her head coaching career in 1992 at St. Ambrose, her alma mater. In eight seasons, the Bees qualified for five NAIA National Tournaments, including Elite Eight berths in 1996 and 2000. Pingeton was named the conference coach of the year three times and the NAIA Kodak District Coach of the Year in 2000. A 1990 graduate of St. Ambrose, Pingeton stands as the school's all-time scoring leader with 2,502 points and earned All-American honors in basketball and softball. She also played three seasons of professional basketball in the Women's Basketball Association.

Pingeton and her husband, Rich, are the proud parents of two sons, Blake, born June 9, 2006, and Zach, born July 5, 2011. In her limited spare time, Pingeton enjoys spending time with her family on their boat and playing golf.

# MEET THE STAFF

## HEAD COACH ROBIN PINGETON

### ROBIN PINGETON'S CAREER COACHING HISTORY

#### ST. AMBROSE HEAD COACH (Eight Seasons, 191-76 Overall Record)

YEAR	RECORD	CONF. (FINISH)	POSTSEASON
1992-93	22-8 (.733)	22-8 (T-1st)	MCC Tournament
1993-94	25-7 (.781)	10-2 (2nd)	NAIA Second Round
1994-95	19-11 (.633)	0-0 (N/A)	N/A
1995-96	29-6 (.829)	14-0 (1st)	NAIA Elite Eight
1996-97	27-7 (.794)	10-2 (2nd)	NAIA First Round
1997-98	20-15 (.571)	8-4 (3rd)	MCC Tournament
1998-99	19-15 (.559)	8-2 (1st)	NAIA Sweet 16
1999-00	30-7 (.811)	11-1 (1st)	NAIA Elite Eight
<b>Eight Seasons</b>	<b>191-76 (.715)</b>	<b>72-12 (.857)</b>	<b>5 Postseason Appearances</b>

#### IOWA STATE ASSISTANT, ASSOCIATE HEAD COACH (Three Seasons, 63-31 Overall Record)

YEAR	RECORD	CONF. (FINISH)	POSTSEASON
2000-01	27-6 (.818)	12-4	NCAA Sweet 16
2001-02	24-9 (.727)	9-7	NCAA Second Round
2002-03	12-16 (.429)	7-9	Big 12 Tournament
<b>Three Seasons</b>	<b>63-31 (.670)</b>	<b>28-20 (.583)</b>	<b>2 NCAA Tournaments</b>

#### ILLINOIS STATE HEAD COACH (Seven Seasons, 144-81 Overall Record)

YEAR	RECORD	CONF. (FINISH)	POSTSEASON
2003-04	16-13 (.552)	9-9 (5th)	MVC Tournament
2004-05	13-18 (.419)	7-11 (8th)	MVC Tournament Champions, NCAA First Round
2005-06	12-16 (.429)	7-11 (6th)	MVC Tournament
2006-07	22-11 (.667)	13-5 (2nd)	WNIT First Round
2007-08	26-7 (.788)	13-5 (T-1st)	MVC Tournament Champions, NCAA First Round
2008-09	27-8 (.771)	15-3 (1st)	MVC Regular Season Champions, WNIT Semifinals
2009-10	28-8 (.778)	16-2 (1st)	MVC Regular Season Champions, WNIT Semifinals
<b>Seven Seasons</b>	<b>144-81 (.640)</b>	<b>80-46 (.635)</b>	<b>3 Conference Championships, 2 NCAA Tournaments, 5 Postseason Appearances</b>

#### MIZZOU HEAD COACH (12 Seasons, 207-167 Overall Record)

YEAR	RECORD	CONF. (FINISH)	POSTSEASON
2010-11	13-18 (.419)	5-11 (10th)	Big 12 Tournament
2011-12	13-18 (.419)	2-16 (10th)	Big 12 Tournament
2012-13	17-15 (.531)	6-10 (8th)	WNIT First Round
2013-14	17-14 (.548)	6-10 (8th)	WNIT First Round
2014-15	19-14 (.576)	7-9 (T-7th)	WNIT Quarterfinals
2015-16	22-10 (.688)	8-8 (T-7th)	NCAA Second Round
2016-17	22-11 (.667)	11-5 (T-3rd)	NCAA Second Round
2017-18	24-8 (.750)	11-5 (T-4th)	NCAA First Round
2018-19	24-11 (.647)	10-6 (5th)	NCAA Second Round
2019-20	9-22 (.290)	5-11 (11th)	SEC Tournament
2020-21	9-13 (.409)	5-9 (10th)	WNIT First Round
2021-22	18-13 (.581)	7-9 (9th)	WNIT First Round
<b>12 Seasons</b>	<b>207-167 (.551)</b>	<b>76-100 (.432)</b>	<b>4 NCAA Tournaments, 8 Postseason Appearances</b>
<b>Totals (26 Seasons)</b>	<b>542-324 (.626)</b>	<b>228-158 (.591)</b>	<b>3 Conference Championships, 6 NCAA Tournaments, 17 Postseason Appearances</b>

# MEET THE STAFF

## ASSISTANT COACH JENNY PUTNAM

**13th Season at Mizzou**

**Twitter:** @MizzouCoachPut

**Hometown:** Moline, Ill.

**Alma Mater:** St. Ambrose, 2001

Jenny Putnam is in her 13th year as an assistant coach on the Mizzou Women's Basketball staff. In addition to joining the Mizzou family with head coach Robin Pingeton in 2010, Putnam played for Pingeton at St. Ambrose and has been a member of Pingeton's staff for 19 years. Putnam's presence on staff brings loyalty, consistency and stability to the Tigers program.

Putnam's responsibilities as an assistant under Pingeton include assisting in the organization of practice plans for the team and individual student-athletes, on-court coaching with post players and assisting with daily operations and Tiger basketball camps. Putnam also plays an important role with the program's recruiting efforts and manages the scheduling for future seasons.

Mizzou Women's Basketball has consistently improved since her arrival. In 2021-22, Hayley Frank continued to elevate her play under Putnam's guidance. The Strafford, Mo. native, earned Second-Team All-SEC honors after leading the team with 15.0 points and sitting atop the conference's 3-point percentage leaderboard (.462).

The 2019-20 campaign saw the emergence of the future for the Tigers, as Aijha Blackwell and Frank each earned All-SEC Freshman Team honors for Mizzou. The duo became the fifth and sixth Tigers to earn All-SEC freshman honors, with all six coming since 2016.

In 2018-19, Mizzou won 24 games for the second consecutive season and made the NCAA Tournament for a fourth-straight season. Mizzou's 24 victories marked the fourth consecutive season the Tigers won at least 22 games, something which has not happened since 1981-85.

Under Putnam's guidance, Cierra Porter was named the 2019 SEC Sixth Woman of the Year after returning from medical retirement halfway through the season. Porter was the second player in Mizzou history to be given the Sixth Woman of the Year honor, as she averaged 7.8 points and 5.0 rebounds per game in 22 contests. In addition, Porter was third on the team in blocks (14), despite playing 13 fewer games, and shot a remarkable 85.7 percent from the free throw line.

In 2017-18, forward Jordan Frericks earned All-SEC second team recognition for the third time in her career after averaging 11.8 points and 7.6 rebounds per game in her senior campaign (2017-18). Frericks became just the third player in Mizzou history to join the 1,000-point and 1,000-rebound club, as she ended her career with 1,032 rebounds, the second-most in program history.

In 2016-17, Mizzou finished third in the Southeastern Conference, its highest finish since joining the league and the program's highest finish in conference play since 1990. Mizzou capped the season with a trip to the NCAA Tournament and a first-round win over South Florida, giving the program wins in back-to-back NCAA appearances for the first time in program history. The Tigers made a significant leap in 2015-16, reaching the NCAA Tournament for the first time since 2006 and earning an opening-round victory for the first time since 2001.

Putnam's influence on the post players shined, most notably with gritty forward Frericks. Frericks averaged 12.1 points per game and 7.7 rebounds per contest on her way to earning second-team All-SEC recognition. Meanwhile, rising newcomer Cierra Porter made the SEC All-Freshman squad after a stellar first campaign at Mizzou. The inside-outside attack allowed Mizzou to finish 22-10. The Tigers spent eight weeks in the AP Top 25 and ended up with eight conference victories.

In 2014-15, the Tigers finished 19-14. Mizzou advanced to the quarterfinals of the WNIT, and the victories in the first two rounds were the most in postseason play since 2002-03.

Putnam's work with the post players was again evident as Mizzou featured a defense that ranked 12th nationally in opponent field goal percentage (35.1) and 14th in the country with 29.0 defensive rebounds per game. Frericks was named second-team All-SEC after leading the league in rebounding with 9.9 boards per game, the highest mark by a Tiger since 1997-98. Frericks grabbed 327 total rebounds on the year, which ranks third in program history and was the highest total since Renee Kelly's record of 395 set in 1985-86. With 33 starts on the season, Frericks equaled Lorraine Ferret's program record that had stood since the 1980-81 season.

Recognized as a top recruiter, Putnam was instrumental in recruiting and signing Mizzou's heralded 2015 freshmen class that was ranked 17th nationally by Prospect Nation. She played a large role in recruiting Sophie Cunningham, who became the first McDonald's All-American to sign with Mizzou, along with her Rock Bridge High School (Columbia, Mo.) teammate Cierra Porter, who was ranked the No. 37 player in the country by All-Star Girls Report. Hannah Schuchts (Tallahassee, Fla./Maclay School) rounded out the class and was ranked the No. 59 forward nationally by ESPN HoopGurlz.

With Putnam's continued efforts, Mizzou's successes continued through the 2013-14 season. The Tigers finished 17-14 overall and again advanced to the WNIT. Three true freshmen finished with one of the most



# MEET THE STAFF

## ASSISTANT COACH JENNY PUTNAM

productive seasons for an incoming class since 1997, while the Tigers reset a new school scoring record with a 126-65 victory over Bradley. The Tigers made their first postseason appearance since 2007 during the 2012-13 season as the team advanced to the WNIT.

The 2012-13 Tigers squad ended the year with a 17-15 record, which was then the best for a Mizzou team since the 2006-07 campaign. The 2011-12 team started the season 10-1, which at the time marked the program's best start since 2006-07. With Putnam's aid, the Tigers went undefeated through the first five games for the first time since 1997.

Putnam's experience both as a player and coach brings a wealth of knowledge to the program, and this became apparent in the staff's first year. In her first season with the Tigers, Putnam helped coach the team to a 13-18 overall record and a 5-11 mark in Big 12 Conference play, the best for the team since 2006-07. The Tigers also earned three wins over ranked opponents, a feat that had not been accomplished since the 2000-01 season.

Before coming to Missouri, Putnam spent seven years as an assistant coach to Pingeton at Illinois State. She helped turn around a program that had not earned a winning season in seven years. During her time with the Redbirds, the squad made five postseason appearances, earned three Missouri Valley Conference regular season titles, two State Farm Missouri Valley Conference Tournament championships and recorded a 144-76 record. In the 2009-10 season, Putnam aided the Redbirds to a third consecutive Missouri Valley Conference regular season title. Illinois State advanced to the WNIT semifinals and a 28-8 record. During the WNIT run, the team earned wins over Butler, Purdue, Illinois and Kansas. The 28 wins tied the 1980-81 Illinois State team for the most in program history and it also marked the fourth straight year the program recorded at least 22 wins.

Putnam began her coaching career in 2001 at Bettendorf (Iowa) High School as the freshman girls coach and also served on the staff of the women's basketball program at Marycrest International University in Davenport, Iowa. Putnam was the facilities coordinator for athletics in 2002 at Marycrest before joining Gene Steinmeyer's women's basketball staff at Northwest Missouri State. Her scouting and film preparation work helped the Bearcats to a 16-12 record, marking the first winning season in five years for Northwest.

Before entering the coaching ranks, Putnam played collegiately at St. Ambrose under Pingeton. She was the leading rebounder on Pingeton's final team at St. Ambrose in 1998-99, a squad that finished 30-7 and reached the Elite Eight of the NAIA Tournament.

Putnam was also a starting outfielder on the softball team at St. Ambrose. She earned NAIA All-America honors in both basketball and softball during her playing years, equaling a feat also achieved by Pingeton previously.

A 1997 graduate of Alleman High School in Rock Island, Ill., Putnam was a standout athlete in basketball, softball and volleyball. She earned all-tournament honors as a freshman on Alleman's 1994 Illinois High School Association (IHSA) Class A State Championship softball team. On Sept. 22, 2006, Putnam was elected into the Alleman High School Hall of Fame.

A native of Moline, Ill., Putnam has three sons, Jack, Tyler and Callen.

# MEET THE STAFF

## ASSISTANT COACH CHRIS BRACEY

**5th Season at Mizzou**

**Twitter:** @ChrisBracey10

**Hometown:** Oak Park, Ill.

**Alma Mater:** West Texas A&M,

Chris Bracey enters his fifth year as an assistant coach for Mizzou after contributing greatly to the success of the Mizzou program in his first three seasons. In his first season on the bench, Mizzou won 24 games, its fourth straight season with 22+ wins, and earned a trip to the NCAA Tournament for the fourth consecutive season.

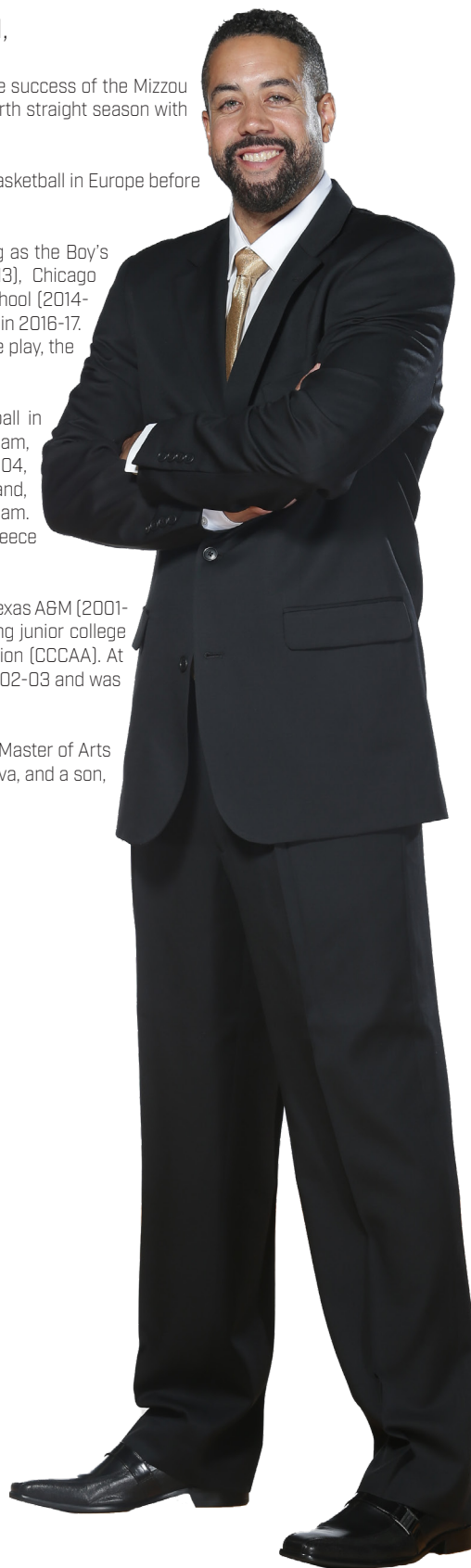
Bracey, the brother of assistant coach Ashleen Bracey, spent eight seasons playing professional basketball in Europe before returning to his hometown of Chicago to coach high school basketball for five years.

Bracey returned stateside in 2012 and began coaching high school basketball in Chicago, serving as the Boy's Varsity Head Coach at Chicago International Charter School Larry Hawkins Campus (2012-13), Chicago International Charter School Longwood Campus (2013-14) and Oak Park and River Forest High School (2014-18). At his last stop, Bracey led his alma mater to a Top 15 ranking and IHSA Regional championship in 2016-17. In 2017-18, Bracey led the Huskies to a Top 10 ranking and 12-0 mark in West Suburban Conference play, the first time in school history Oak Park and River Forest recorded an undefeated conference record.

Prior to entering the coaching ranks, Bracey spent eight seasons playing professional basketball in Europe, with stops in Ireland, Switzerland, France, Greece and Cyprus. In Ireland, Bracey led his team, Tralee, to the Irish National Championship while being named the Bosman Player of the Year in 2004, and played as a member of the Irish National Team for four seasons from 2004-08. In Switzerland, Bracey earned Player of the Year honors once again and was selected to the First-Team All-Swiss Team. Bracey also experienced many successful seasons in France with ALM Everux and SPO Rouen, in Greece with Egaleo and Pagrati and in Cyprus with Achilleas Kaimakliou.

Prior to his stint overseas, Bracey played collegiately at San Jose City College (2000-01) and West Texas A&M (2001-03). At San Jose, Bracey led his squad to a 10-0 season in conference play, a No. 5 ranking among junior college schools in California and a runner-up finish in the California Community College Athletic Association (CCCCAA). At West Texas A&M, Bracey led the Buffs to a Lone Star Conference Tournament championship in 2002-03 and was selected to the LSC All-Conference team.

Bracey graduated with a Bachelor of Arts in Criminal Justice from West Texas A&M University and Master of Arts in Teaching from National Louis University. He and his wife, Julie, have two daughters, Niyah and Ava, and a son, Nathan.



# MEET THE STAFF

## ASSISTANT COACH JASMINE JAMES

**1st Season at Mizzou**

**Twitter:** @CoachJJ\_

**Hometown:** Memphis, Tenn.

**Alma Mater:** Georgia, 2013

Jasmine James joined the University of Missouri women's basketball staff in May 2022 as an assistant coach.

James, who joins Mizzou after spending two seasons at Tennessee Tech, has experience coaching at the high school and collegiate level and was a standout player in the Southeastern Conference who went on to be a 2013 WNBA Draft pick and had a four-year professional career.

"We are thrilled to bring someone with Jasmine's playing and coaching resume into our basketball family," Pingeton said. "She was a high-level player in the Southeastern Conference at Georgia and has been a head coach at the high-school level along with her time at Tennessee Tech who plays in an extremely competitive league. I am looking forward to seeing her impact our current and future Tigers on and off the court."

"Coach Pingeton and her staff have created and nurtured a first-class women's basketball program that represents everything that I relish within an organization," James said. "The student-athletes and coaches are held to a high standard on and off the court and depicts all the good you want to see in collegiate women's sports. I am beyond elated to be able to be a part of the Mizzou women's basketball family and add to that continued growth!"

James' Golden Eagles played for the Ohio Valley Conference Tournament Championship in 2022 along with advancing to the second round of the Women's NIT.

Prior to Tennessee Tech, she spent the 2019-20 season as the director of basketball operations at SIUE.

James has been mentored by some of the best coaches in women's basketball, including Andy Landers (Georgia), Kim Rosamond (Tennessee Tech), Sandy Brondello (Phoenix Mercury), Jenny Boucek (Seattle Storm/Dallas Mavericks) and Ann Meyers Drysdale (Phoenix Mercury/Phoenix Suns).

Before her year at SIUE, James was the head coach at Bartlett (Tennessee) High School, her prep alma mater. She led the program to its most wins in the previous five seasons as well as a runner-up finish in the District 15-AA tournament. Her coaching career got started as an assistant at Bartlett and on the summer circuit with the Arkansas Banshees organization.

A third-round draft pick to the Seattle Storm in 2013, James later played for the Phoenix Mercury. She went on to a four-year professional career, playing overseas in Brazil, Luxembourg, Germany and Israel.

As a collegiate player, James was a freshman All-American during the 2009-10 season at Georgia. She went on to earn second team All-SEC honors during the 2012-13 season. Along the way, she was a consistent Academic All-SEC performer.

Following her playing career, James spent time coaching with the Arkansas Banshees' organization on the summer circuit served as an assistant coach at Bartlett High School for one season. In 2018-19, she was promoted to head coach at her alma mater and proceeded to lead the program to its most wins in the previous five seasons as well as a runner-up finish in the District 15-AA tournament.

James earned a bachelor's degree from Georgia in 2013, majoring in recreation management and leisure studies.



# MEET THE STAFF

## DIRECTOR OF BASKETBALL OPERATIONS HEATHER BUECHTER



**13th Season at Mizzou**  
**Twitter:** @HeatherBuechter

**Hometown:** Catlin, Ill.  
**Alma Mater:** Illinois State, 2008

Heather Buechter is in her 13th year with the Mizzou Women's Basketball program and her eighth as the Director of Basketball Operations. Previously, Buechter served as Coordinator of Basketball Operations for three years under Robin Pingeton. Overall, Buechter is in her 18th season on Pingeton's staff.

As Director of Basketball Operations, Buechter is responsible for organizing and coordinating all team travel arrangements, assisting with the marketing programs and social media plans, developing and organizing alumnae and booster events for the Tiger IMPACT and Tiger Paws programs as well as assisting with daily operations.

Buechter is responsible for managing the program's equipment needs, works as a liaison with visiting teams to help organize travel and practices, oversees the team's student managers and coordinates community service initiatives. Buechter's efforts helped the Tigers earn the Team Community Service Award in 2010-11 after the Tigers logged over 260 hours of community service and outreach. Mizzou has remained active in the community thanks to Buechter's guidance. The Tigers have logged over 2,700 hours of community service during Buechter's tenure at Mizzou, including 350 hours in the 2013-14 season and 325 hours in 2014-15 and 2015-16.

Before coming to Columbia, Buechter spent four years as a student manager at Illinois State and two years as a graduate assistant under Pingeton. In these roles, Buechter was responsible for daily operations, community service efforts, film exchange and video editing. Her vast experience and tenure under Pingeton makes her a vital part of the Mizzou program.

A native of Catlin, Ill., Buechter earned her bachelor's degree in Broadcast Journalism in 2008 and a master's in Sports Management in 2010. She and her husband, Craig, were married in June 2015, and have two daughters, Abigail and Madison.

## COORDINATOR OF RECRUITING OPERATIONS KATE FRERKING



**5th Season at Mizzou**  
**Twitter:** @katefrerking

**Hometown:** Johns Creek, Ga.  
**Alma Mater:** Auburn, 2017

Kate Frerking is in her fifth season on the Mizzou Women's Basketball staff, and the second as the Coordinator of Recruiting Operations. She joined the staff in August 2018 as a Graduate Student Manager.

In her recruiting role, Frerking assists the Mizzou coaching staff in its entire operation to maintain successful recruiting efforts. She handles the scheduling efforts for the staff on the road, as well as coordinating the official and unofficial visits of prospective recruits who visit Columbia.

Prior to joining the Mizzou coaching staff, Frerking played collegiately at Auburn (2013-17) and professionally overseas in Sweden (2017-18). She played professionally for Lulea Basket in Sweden during the 2017-18 season, where she averaged 11.2 points, 8.2 rebounds and 3.3 assists per game while shooting 47.1 percent from the three-point line in 10 games.

She finished up a highly successful collegiate career at Auburn during the 2016-17 season, where she led the team in scoring (15.7 ppg), rebounding (6.3 rpg), assists (3.0 apg) and steals (2.6 apg) while earning All-SEC second-team honors. Frerking closed her collegiate career as one of two players in Auburn history with 1,000 points, 500 rebounds, 250 assists and 200 steals. Her career numbers of 1,271 points, 235 steals and 146 3-point field goals rank 20th, sixth and eighth, respectively in Auburn history. Frerking enjoyed great success in the classroom as well at Auburn, as she made the honor roll all four seasons (2014-17), was named 2017 SEC Scholar-Athlete of the Year and made the CoSIDA Academic All-District team twice (2016-17).

A native of Johns Creek, Ga., Frerking earned her bachelor's degree in Marketing in 2017 from Auburn University.

# MEET THE STAFF

## GRADUATE STUDENT MANAGER EVAN JOHNSTON



**1st Season at Mizzou**

**Twitter:** @evan\_johnston33

**Hometown:** Charleston, Ark.

**Alma Mater:** Arkansas, 2019

Evan Johnston is in his first season as a graduate assistant with the Mizzou Women's Basketball team. He joins the staff from Arkansas, where he worked under coach Mike Neighbors for four years as a student assistant/manager.

His roles with the Razorbacks included implementing NCAA and SEC COVID-19 guidelines for the team, facilitating drills and scout team, managing the team's equipment, analyzing shot quality and play call metric and editing and cutting film packages.

Johnston was named AECT Outstanding Freshman Scholar in May 2019 and AECT Outstanding Senior Scholar in May 2022.

The Charleston, Ark., native graduated with a Bachelor of Science in Agricultural Education and double minor in Agricultural Business

## GRADUATE STUDENT MANAGER CHANTE STONEWALL



**1st Season at Mizzou**

**Twitter:** @ckstoney22

**Hometown:** Normal, Ill.

**Alma Mater:** DePaul, 2020

Chante Stonewall joins the Mizzou Women's Basketball staff as a graduate assistant manager following a decorated career at DePaul.

Stonewall closed her DePaul career with All-America Honorable Mention acclaim (AP, WBCA, USBWA) as well as All-Big East First Team and Defensive Player of Year honors. She led the 2020 DePaul squad in scoring (17.4 PPG) on a roster that ranked No. 2 nationally in points per game, assists, and made 3-pointers per game. The Blue Demons finished the 2019-20 season ranked No. 14 (USA TODAY) in the country and won third straight Big East Tournament title. the Big East's Women's Basketball Scholar-Athlete of the Year as a senior. Stonewall finished her career at DePaul as No. 11 scorer all-time with 1,622 career points.


Following college, Stonewall was highlighted on every WNBA Collegiate 2020 Draft Watch-Lists from October 2019-March 2020.

Although Stonewall went undrafted, she signed under Regeneracom Sports Agency and continued playing professional basketball overseas in France and Hungary, with the interest of playing in Spain spring of 2022.

Outside of athletics, Stonewall double-majored in psychology and sociology with another passion for serving individuals experiencing mental health crises. This led her to work closely as a case manager with a human services agency, Project Oz, and assistant coach with the travel basketball team Royalty Hoops Etc. and Respect One LLC in Bloomington, Illinois.

# MEET THE STAFF

## SUPPORT STAFF



**Rachel Blunt**

Senior Deputy AD / Chief  
Operating Officer & SWA



**Toni Hayes**

Executive Staff Assistant



**Alison Mosel**

Athletic Trainer



**Toby Lowe**

Associate Director of Strategic  
Communications




**Nikki Barry**

Director of Marketing



**Rohrk Cutchlow**

Assistant AD / Athletic  
Performance & Sports Science



**RJ Wuller**

Athletic Equipment Manager

# 2021-22 SEASON STATS



## 2021-22 Missouri Women's Basketball Season/Career Statistics All games

Page 1/1  
as of Jul 28, 2022

### Summary

Player	Season Statistics										Career Statistics									
	GP-GS	MIN/G	FG%	3FG%	FT%	R/G	A/G	STL	BLK	PTS/G	GP-GS	MIN/G	FG%	3FG%	FT%	R/G	A/G	STL	BLK	PTS/G
BLACKWELL, Aijha	27-23	31.1	.495	.338	.678	13.0	1.7	28	9	15.4	79-68	29.7	.443	.318	.639	10.2	2.1	70	37	15.0
DEMBELE, Mama	31-31	29.5	.374	.321	.674	2.3	3.7	44	1	5.2	53-53	26.4	.365	.282	.672	2.1	3.3	79	3	4.4
DORROH, Kiya	27-0	8.7	.297	.300	.667	1.0	0.1	7	1	1.1	27-0	8.7	.297	.300	.667	1.0	0.1	7	1	1.1
FRANK, Hayley	31-31	32.7	.511	.462	.866	5.1	1.5	17	21	15.0	82-59	28.9	.488	.433	.872	4.6	1.3	44	35	13.2
HANSEN, Lauren	31-30	28.1	.420	.389	.783	2.5	1.4	32	3	10.9	77-50	24.2	.406	.378	.833	1.8	1.4	69	3	8.7
HIGGINBOTTOM, Izzy	27-0	18.2	.384	.368	.935	1.3	1.2	11	1	6.0	27-0	18.2	.384	.368	.935	1.3	1.2	11	1	6.0
KELLY, Jayla	22-1	5.2	.417	.000	.500	1.1	0.2	7	8	2.1	32-1	4.5	.439	.000	.579	1.0	0.2	8	9	1.9
LINTHACUM, Micah	11-0	3.8	.462	1.000	.000	0.6	0.0	0	0	1.2	21-0	4.9	.440	1.000	.286	1.0	0.0	1	1	1.2
LINTHACUM, Sarah	15-0	5.3	.625	.000	.333	0.9	0.0	1	0	0.7	15-0	5.3	.625	.000	.333	0.9	0.0	1	0	0.7
SMITH, Sara-Rose	31-1	10.2	.436	.318	.625	2.3	0.6	7	2	1.5	44-1	8.4	.383	.280	.625	2.0	0.5	10	4	1.1
TRAVIS, Skylah	4-0	3.0	1.000	.000	.000	1.5	0.0	0	0	1.5	4-0	3.0	1.000	.000	.000	1.5	0.0	0	0	1.5
TROUP, Haley	29-29	30.5	.406	.337	.712	2.1	3.0	14	1	8.5	116-53	21.5	.393	.355	.721	1.8	2.0	39	2	5.5
WILLIAMS, LaDazhia	27-9	18.8	.543	.000	.741	4.1	0.7	7	17	9.1	96-27	13.4	.534	.500	.646	2.9	0.3	25	56	6.0

### Scoring

Player	Season Statistics								Career Statistics							
	FG-FGA	FG%	3FG-3FGA	3FG%	FT-FTA	FT%	PTS	PTS/G	FG-FGA	FG%	3FG-3FGA	3FG%	FT-FTA	FT%	PTS	PTS/G
BLACKWELL, Aijha	143-289	.495	26-77	.338	103-152	.678	415	15.4	410-926	.443	85-267	.318	281-440	.639	1186	15.0
DEMBELE, Mama	58-155	.374	17-53	.321	29-43	.674	162	5.2	84-230	.365	22-78	.282	45-67	.672	235	4.4
DORROH, Kiya	11-37	.297	3-10	.300	4-6	.667	29	1.1	11-37	.297	3-10	.300	4-6	.667	29	1.1
FRANK, Hayley	157-307	.511	80-173	.462	71-82	.866	465	15.0	364-746	.488	165-381	.433	190-218	.872	1083	13.2
HANSEN, Lauren	129-307	.420	63-162	.389	18-23	.783	339	10.9	248-611	.406	132-349	.378	45-54	.833	673	8.7
HIGGINBOTTOM, Izzy	56-146	.384	21-57	.368	29-31	.935	162	6.0	56-146	.384	21-57	.368	29-31	.935	162	6.0
KELLY, Jayla	20-48	.417	0-1	.000	6-12	.500	46	2.1	25-57	.439	0-1	.000	11-19	.579	61	1.9
LINTHACUM, Micah	6-13	.462	1-1	1.000	0-2	.000	13	1.2	11-25	.440	1-1	1.000	2-7	.286	25	1.2
LINTHACUM, Sarah	5-8	.625	0-0	.000	1-3	.333	11	0.7	5-8	.625	0-0	.000	1-3	.333	11	0.7
SMITH, Sara-Rose	17-39	.436	7-22	.318	5-8	.625	46	1.5	18-47	.383	7-25	.280	5-8	.625	48	1.1
TRAVIS, Skylah	3-3	1.000	0-0	.000	0-2	.000	6	1.5	3-3	1.000	0-0	.000	0-2	.000	6	1.5
TROUP, Haley	84-207	.406	31-92	.337	47-66	.712	246	8.5	221-563	.393	105-296	.355	93-129	.721	640	5.5
WILLIAMS, LaDazhia	102-188	.543	0-0	.000	43-58	.741	247	9.1	234-438	.534	2-4	.500	102-158	.646	572	6.0

### Totals

Player	Season Statistics									Career Statistics							
	O-REB	D-REB	TOTAL	PF	FO	A	TO	A/TO	O-REB	D-REB	TOTAL	PF	FO	A	TO	A/TO	
BLACKWELL, Aijha	67	283	350	71	3	46	77	0.6	183	624	807	234	12	168	276	0.6	
DEMBELE, Mama	13	58	71	71	1	114	79	1.4	19	90	109	117	2	175	124	1.4	
DORROH, Kiya	8	19	27	29	0	4	14	0.3	8	19	27	29	0	4	14	0.3	
FRANK, Hayley	31	126	157	80	1	47	48	1.0	110	271	381	214	6	109	145	0.8	
HANSEN, Lauren	7	70	77	59	1	44	49	0.9	15	125	140	160	6	104	139	0.7	
HIGGINBOTTOM, Izzy	17	17	34	32	0	32	26	1.2	17	17	34	32	0	32	26	1.2	
KELLY, Jayla	10	15	25	23	0	4	15	0.3	12	20	32	27	0	5	19	0.3	
LINTHACUM, Micah	5	2	7	3	0	0	1	0.0	9	13	22	14	0	1	8	0.1	
LINTHACUM, Sarah	4	10	14	9	0	0	5	0.0	4	10	14	9	0	0	5	0.0	
SMITH, Sara-Rose	20	52	72	20	0	20	17	1.2	23	67	90	27	0	23	21	1.1	
TRAVIS, Skylah	0	6	6	4	0	0	0	0.0	0	6	6	4	0	0	0	0.0	
TROUP, Haley	12	48	60	42	1	86	54	1.6	29	177	206	125	2	229	152	1.5	
WILLIAMS, LaDazhia	31	81	112	53	1	20	43	0.5	91	191	282	150	4	27	98	0.3	

# 2021-22 SEC STATS



## 2021-22 Missouri Women's Basketball Combined Team Statistics In Conference games

Page 1/1  
as of Jul 28, 2022

### Game Records

Record	Overall	Home	Away	Neutral
ALL GAMES	7-9	4-4	3-5	0-0
CONFERENCE	7-9	4-4	3-5	0-0
NON-CONFERENCE	0-0	0-0	0-0	0-0

### Score by Periods

Team	1st	2nd	3rd	4th	OT	TOT
Missouri	236	262	278	288	25	1089
Opponents	285	256	287	304	17	1149

### Team Box Score

No.	Player				Total		3-Point		F-Throw		Rebounds											
		GP-GS	MIN	AVG	FG-FGA	FG%	3FG-3FGA	3FG%	FT-FTA	FT%	OFF	DEF	TOT	AVG	PF	DQ	A	TO	BLK	STL	PTS	AVG
43	FRANK, Hayley	16-16	547:45	34.2	85-167	.509	48-96	.500	40-45	.889	14	62	76	4.8	48	1	22	24	10	10	258	16.1
33	BLACKWELL, Aijha	12-9	401:04	33.4	59-128	.461	10-30	.333	39-60	.650	39	128	167	13.9	38	2	28	40	2	12	167	13.9
1	HANSEN, Lauren	16-15	513:22	32.1	75-181	.414	37-94	.394	6-7	.857	6	38	44	2.8	29	1	27	24	3	16	193	12.1
00	WILLIAMS, LaDazhia	13-8	282:37	21.7	55-114	.482	0-0	.000	21-28	.750	19	41	60	4.6	23	1	9	17	8	5	131	10.1
13	TROUP, Haley	14-14	424:49	30.3	37-85	.435	13-37	.351	24-33	.727	1	24	25	1.8	23	0	33	35	0	7	111	7.9
4	DEMBELE, Mama	16-16	546:04	34.1	34-87	.391	10-28	.357	22-30	.733	3	29	32	2.0	44	0	63	49	0	25	100	6.3
30	HIGGINBOTTOM, Izzy	12-0	191:05	15.9	19-51	.373	7-18	.389	12-12	1.000	6	9	15	1.3	10	0	13	11	0	6	57	4.8
32	KELLY, Jayla	11-1	64:17	5.8	14-36	.389	0-1	.000	3-8	.375	9	10	19	1.7	10	0	3	7	8	5	31	2.8
24	DORROH, Kiya	14-0	117:02	8.4	7-19	.368	3-7	.429	2-2	1.000	3	9	12	0.9	15	0	2	6	1	6	19	1.4
25	TRAVIS, Skylah	2-0	04:12	2.1	1-1	1.000	0-0	.000	0-0	.000	0	1	1	0.5	1	0	0	0	0	2	1.0	
2	SMITH, Sara-Rose	16-1	142:34	8.9	5-15	.333	1-8	.125	3-6	.500	7	29	36	2.3	11	0	8	10	0	2	14	0.9
40	LINTHACUM, Micah	5-0	08:45	1.8	2-3	.667	0-0	.000	0-1	.000	0	1	1	0.2	2	0	0	0	0	4	0.8	
20	LINTHACUM, Sarah	6-0	29:35	4.9	1-3	.333	0-0	.000	0-0	.000	0	4	4	0.7	3	0	0	2	0	2	0.3	
Team											26	26	52				14					
<b>Total</b>		<b>16</b>	<b>3273</b>		<b>394-890</b>	<b>.443</b>	<b>129-319</b>	<b>.404</b>	<b>172-232</b>	<b>.741</b>	<b>133</b>	<b>411</b>	<b>544</b>	<b>34.0</b>	<b>257</b>	<b>5</b>	<b>208</b>	<b>239</b>	<b>32</b>	<b>94</b>	<b>1089</b>	<b>68.1</b>
<b>Opponents</b>		<b>16</b>	<b>3275</b>		<b>442-1015</b>	<b>.435</b>	<b>106-303</b>	<b>.350</b>	<b>159-221</b>	<b>.719</b>	<b>192</b>	<b>385</b>	<b>577</b>	<b>36.1</b>	<b>251</b>	<b>7</b>	<b>204</b>	<b>187</b>	<b>61</b>	<b>123</b>	<b>1149</b>	<b>71.8</b>

### Team Statistics

	MIZZOU	OPP
<b>Scoring</b>	<b>1089</b>	<b>1149</b>
Points per game	68.1	71.8
Scoring margin	-3.8	-
<b>Field goals-att</b>	<b>394-890</b>	<b>442-1015</b>
Field goal pct	.443	.435
<b>3 point fg-att</b>	<b>129-319</b>	<b>106-303</b>
3-point FG pct	.404	.350
3-pt FG made per game	8.1	6.6
<b>Free throws-att</b>	<b>172-232</b>	<b>159-221</b>
Free throw pct	.741	.719
F-Throws made per game	10.8	9.9
<b>Rebounds</b>	<b>544</b>	<b>577</b>
Rebounds per game	34.0	36.1
Rebounding margin	-2.1	-
<b>Assists</b>	<b>208</b>	<b>204</b>
Assists per game	13.0	12.8
<b>Turnovers</b>	<b>239</b>	<b>187</b>
Turnovers per game	14.9	11.7
Turnover margin	-3.3	-
Assist/turnover ratio	0.9	1.1
<b>Steals</b>	<b>94</b>	<b>123</b>
Steals per game	5.9	7.7
<b>Blocks</b>	<b>32</b>	<b>61</b>
Blocks per game	2.0	3.8
<b>Winning streak</b>	<b>1</b>	<b>-</b>
Home win streak	0	-
<b>Attendance</b>	<b>28969</b>	<b>28658</b>
Home games-Avg/Game	8-3621	8-3582
Neutral site-Avg/Game	-	0-0

### Team Results

Date	Opponent		Score	Att.
12/30/2021	South Carolina	Wot	70-69	6139
01/06/2022	Auburn	Wot	72-63	2626
01/09/2022	at Arkansas	L	73-83	3632
01/13/2022	at LSU	Lot	85-87	5964
01/17/2022	Georgia	L	62-72	3752
01/20/2022	at Vanderbilt	W	66-52	1651
01/23/2022	Texas A&M	W	78-69	3320
01/27/2022	at Mississippi St.	L	62-77	4426
01/30/2022	at Alabama	W	77-61	2103
02/03/2022	Ole Miss	L	45-61	2710
02/10/2022	at Tennessee	L	62-76	6468
02/13/2022	Arkansas	L	71-88	3650
02/17/2022	at Georgia	L	49-74	2295
02/20/2022	Mississippi St.	W	76-66	4064
02/24/2022	Kentucky	L	63-78	2708
02/27/2022	at Florida	W	78-73	2119

# 2020-21 GAME-BY-GAME STATS



## 2021-22 Missouri Women's Basketball Opponents Game-by-Game All games

Page 1/1  
as of Jul 28, 2022

Opponent	Date	Score		Total		3-Pointers		Free throws		Rebounds										
				FG-FGA	PCT	3FG-3FGA	PCT	FT-FTA	PCT	OFF	DEF	TOT	AVG	PF	A	TO	BLK	STL	PTS	AVG
Murray St.	11/11/2021	76-70	W	26-51	.510	7-15	.467	11-15	.733	6	22	28	28.0	16	11	15	2	4	70	70.0
Morgan St.	11/14/2021	73-49	W	19-57	.333	5-23	.217	6-10	.600	14	15	29	28.5	22	5	17	2	9	49	59.5
at Saint Louis	11/17/2021	69-53	W	22-58	.379	3-18	.167	6-13	.462	6	25	31	29.3	16	14	11	3	8	53	57.3
Idaho St.	11/21/2021	75-47	W	17-45	.378	4-24	.167	9-12	.750	3	24	27	28.8	17	9	21	4	6	47	54.8
Troy	11/23/2021	76-63	W	23-64	.359	9-27	.333	8-12	.667	10	28	38	30.6	26	11	13	4	4	63	56.4
vs Columbia	11/27/2021	87-80	W	26-58	.448	16-29	.552	12-16	.750	14	19	33	31.0	18	16	19	2	2	80	60.3
at Lehigh	11/28/2021	88-67	W	23-59	.390	15-33	.455	6-8	.750	7	24	31	31.0	11	15	14	1	3	67	61.3
SIUE	12/02/2021	79-46	W	17-54	.315	1-16	.063	11-15	.733	6	19	25	30.3	21	8	20	1	10	46	59.4
at Baylor	12/04/2021	68-70	L	24-56	.429	4-16	.250	18-32	.563	6	29	35	30.8	15	17	10	2	5	70	60.6
at Missouri St.	12/10/2021	51-79	L	28-55	.509	9-20	.450	14-17	.824	7	30	37	31.4	19	14	10	3	7	79	62.4
Alabama A&M	12/12/2021	69-55	W	23-64	.359	3-15	.200	6-11	.545	15	15	30	31.3	18	6	7	2	5	55	61.7
Southern U.	12/20/2021	73-54	W	21-68	.309	5-25	.200	7-8	.875	14	19	33	31.4	19	4	15	1	6	54	61.1
at Illinois	12/22/2021	84-65	W	27-75	.360	8-27	.296	3-5	.600	15	19	34	31.6	13	13	8	1	7	65	61.4
South Carolina	12/30/2021	70-69	Wot	29-76	.382	6-21	.286	5-9	.556	20	27	47	32.7	15	15	8	8	3	69	61.9
Auburn	01/06/2022	72-63	Wot	27-71	.380	3-14	.214	6-10	.600	15	19	34	32.8	19	7	13	4	6	63	62.0
at Arkansas	01/09/2022	73-83	L	27-62	.435	11-27	.407	18-22	.818	10	22	32	32.8	11	13	2	4	6	83	63.3
at LSU	01/13/2022	85-87	Lot	37-77	.481	5-19	.263	8-9	.889	16	29	45	33.5	14	21	12	6	9	87	64.7
Georgia	01/17/2022	62-72	L	26-61	.426	4-8	.500	16-19	.842	11	22	33	33.4	19	16	10	4	7	72	65.1
at Vanderbilt	01/20/2022	66-52	W	21-53	.396	4-14	.286	6-13	.462	10	25	35	33.5	17	13	18	0	8	52	64.4
Texas A&M	01/23/2022	78-69	W	27-53	.509	9-23	.391	6-9	.667	4	24	28	33.3	19	12	14	2	5	69	64.7
at Mississippi St.	01/27/2022	62-77	L	27-53	.509	14-27	.519	9-13	.692	2	20	22	32.7	8	18	10	0	12	77	65.2
at Alabama	01/30/2022	77-61	W	23-57	.404	6-18	.333	9-11	.818	13	13	26	32.4	17	9	11	2	7	61	65.0
Ole Miss	02/03/2022	45-61	L	24-61	.393	3-15	.200	10-13	.769	16	22	38	32.7	16	8	14	1	12	61	64.9
at Tennessee	02/10/2022	62-76	L	28-66	.424	8-20	.400	12-21	.571	18	28	46	33.2	14	15	13	7	8	76	65.3
Arkansas	02/13/2022	71-88	L	33-70	.471	8-20	.400	14-20	.700	14	35	49	33.8	16	6	13	5	7	88	66.2
at Georgia	02/17/2022	49-74	L	32-64	.500	3-8	.375	7-9	.778	14	27	41	34.1	12	18	11	6	5	74	66.5
Mississippi St.	02/20/2022	76-66	W	27-61	.443	6-21	.286	6-11	.545	7	24	31	34.0	21	7	17	2	10	66	66.5
Kentucky	02/24/2022	63-78	L	30-65	.462	6-22	.273	12-13	.923	12	25	37	34.1	10	16	8	6	8	78	66.9
at Florida	02/27/2022	78-73	W	24-65	.369	10-26	.385	15-19	.789	10	23	33	34.1	23	10	13	4	10	73	67.1
vs Arkansas	03/03/2022	52-61	Lot	18-66	.273	8-22	.364	17-25	.680	11	37	48	34.5	14	13	8	10	6	61	66.9
Drake	03/17/2022	78-83	Lot	31-70	.443	13-34	.382	8-10	.800	10	31	41	34.7	15	23	15	3	4	83	67.5
<b>Total</b>		<b>2091</b>		<b>787-1915</b>	<b>.411</b>	<b>216-647</b>	<b>.334</b>	<b>301-430</b>	<b>.700</b>	<b>336</b>	<b>741</b>	<b>1077</b>	<b>34.7</b>	<b>511</b>	<b>383</b>	<b>390</b>	<b>102</b>	<b>209</b>	<b>2091</b>	<b>67.5</b>
Missouri		2187		791-1747	.453	249-648	.384	356-488	.730	268	848	1116	36.0	496	417	457	64	175	2187	70.5

### Opponents Averages

Games Played	Points/game	FG Pct	3FG Pct	FT Pct	Rebounds/game	Assists/game	Turnovers/game	Assist/Turnover ratio	Steals/game	Blocks/game
31	67.5	41.1	33.4	70.0	34.7	12.4	12.6	1.0	6.7	3.3

# 2021-22 GAME HIGHS



## 2021-22 Missouri Women's Basketball Season Schedule/Results & Leaders All games

Page 1/2  
as of Jul 28, 2022

### Game Records

Record	Overall	Home	Away	Neutral
ALL GAMES	18-13	11-5	6-7	1-1
CONFERENCE	7-9	4-4	3-5	0-0
NON-CONFERENCE	11-4	7-1	3-2	1-1

### Team Results

Date	Opponent	Score	Att.	High Points	High Rebounds
11/11/2021	Murray St.	W 76-70	2184	(19) BLACKWELL, Aijha	(15) BLACKWELL, Aijha
11/14/2021	Morgan St.	W 73-49	2182	(20) BLACKWELL, Aijha (20) FRANK, Hayley	(13) BLACKWELL, Aijha
11/17/2021	at Saint Louis	W 69-53	1029	(17) HIGGINBOTTOM, Izzy	(14) BLACKWELL, Aijha
11/21/2021	Idaho St.	W 75-47	2584	(18) HIGGINBOTTOM, Izzy	(9) BLACKWELL, Aijha
11/23/2021	Troy	W 76-63	2353	(21) BLACKWELL, Aijha	(18) BLACKWELL, Aijha
11/27/2021	vs Columbia	W 87-80	576	(29) FRANK, Hayley	(8) FRANK, Hayley
11/28/2021	at Lehigh	W 88-67	445	(34) HANSEN, Lauren	(7) BLACKWELL, Aijha (7) DEMBELE, Mama
12/02/2021	SIUE	W 79-46	2493	(16) HANSEN, Lauren (16) BLACKWELL, Aijha	(15) BLACKWELL, Aijha
12/04/2021	at Baylor	L 68-70	4160	(20) BLACKWELL, Aijha	(16) BLACKWELL, Aijha
12/10/2021	at Missouri St.	L 51-79	5288	(12) FRANK, Hayley	(5) BLACKWELL, Aijha (5) DEMBELE, Mama
12/12/2021	Alabama A&M	W 69-55	2282	(20) BLACKWELL, Aijha	(20) BLACKWELL, Aijha
12/20/2021	Southern U.	W 73-54	2615	(21) FRANK, Hayley	(12) BLACKWELL, Aijha
12/22/2021	at Illinois	W 84-65	1247	(18) BLACKWELL, Aijha	(15) BLACKWELL, Aijha
12/30/2021	South Carolina	Wot 70-69	6139	(21) HANSEN, Lauren (21) FRANK, Hayley	(12) WILLIAMS, LaDazhia
01/06/2022	Auburn	Wot 72-63	2626	(25) WILLIAMS, LaDazhia	(14) BLACKWELL, Aijha
01/09/2022	at Arkansas	L 73-83	3632	(22) FRANK, Hayley	(14) BLACKWELL, Aijha
01/13/2022	at LSU	Lot 85-87	5964	(26) BLACKWELL, Aijha	(17) BLACKWELL, Aijha
01/17/2022	Georgia	L 62-72	3752	(27) BLACKWELL, Aijha	(13) BLACKWELL, Aijha
01/20/2022	at Vanderbilt	W 66-52	1651	(15) HANSEN, Lauren	(17) BLACKWELL, Aijha
01/23/2022	Texas A&M	W 78-69	3320	(28) FRANK, Hayley	(15) BLACKWELL, Aijha
01/27/2022	at Mississippi St.	L 62-77	4426	(17) BLACKWELL, Aijha	(16) BLACKWELL, Aijha
01/30/2022	at Alabama	W 77-61	2103	(18) WILLIAMS, LaDazhia	(11) BLACKWELL, Aijha
02/03/2022	Ole Miss	L 45-61	2710	(24) WILLIAMS, LaDazhia	(10) BLACKWELL, Aijha
02/10/2022	at Tennessee	L 62-76	6468	(22) HANSEN, Lauren	(10) BLACKWELL, Aijha
02/13/2022	Arkansas	L 71-88	3650	(21) FRANK, Hayley	(12) BLACKWELL, Aijha
02/17/2022	at Georgia	L 49-74	2295	(10) WILLIAMS, LaDazhia (10) FRANK, Hayley (10) KELLY, Jayla	(5) KELLY, Jayla
02/20/2022	Mississippi St.	W 76-66	4064	(19) FRANK, Hayley	(18) BLACKWELL, Aijha
02/24/2022	Kentucky	L 63-78	2708	(16) FRANK, Hayley	(5) TROUP, Haley (5) FRANK, Hayley
02/27/2022	at Florida	W 78-73	2119	(26) FRANK, Hayley	(10) FRANK, Hayley
03/03/2022	vs Arkansas	Lot 52-61	6446	(21) TROUP, Haley	(13) WILLIAMS, LaDazhia (13) FRANK, Hayley
03/17/2022	Drake	Lot 78-83	3143	(27) BLACKWELL, Aijha	(10) BLACKWELL, Aijha

# 2021-22 BOX SCORES



Official Basketball Box Score - Final  
**Murray St. at Missouri**  
 11/11/21 Mizzou Arena, Columbia, Mo.  
 Mizzou vs. Murray State

Game Time: 7:00 PM  
 Game Duration: 1:52  
 Attendance: 2,194

Officials: William Smith, Meadow Overstreet, Royce Bevis

Murray St. - 70

Record: 1-1

NO.	Name	Min	FG			3P			FT			Rebounds			Fouls			TP	AS	TO	ST	Blocks			+/-																			
			M/A	A/A	M/A	M/A	M/A	M/A	M/A	OR	DR	TOT	FF	FD	FF	FD	FF					FD	BS	BA		BL																		
22	Hannah McKay	F 37:11	7-12	3-3	0-0	1	6	7	2	3	17	4	2	1	0	1	0	1	-8																									
31	Katelyn Young	F 30:55	7-10	0-0	7-8	2	2	4	4	4	21	0	3	0	0	0	-3																											
32	Alexis Burpo	F 32:07	3-9	1-2	1-2	0	4	4	3	3	8	2	2	1	0	2	-9																											
4	Lex Maces	G 29:29	1-2	0-1	0-0	0	0	0	0	2	2	1	1	1	0	0	-6																											
5	Mayer Turley	G 32:23	6-14	3-8	1-1	0	1	1	3	1	16	4	3	1	0	1	-11																											
3	Claira McGowan	G 19:29	1-3	0-1	0-0	0	1	1	2	1	2	0	1	0	0	2																												
13	Jadiah Black	11:34	1-1	0-0	0-0	1	5	6	1	0	2	0	2	0	1	0	-3																											
11	Cayson Conner	07:22	0-0	0-0	2-2	0	2	2	1	1	2	0	1	0	0	6																												
33	Charlee Settle	00:20	0-0	0-0	0-0	0	0	0	0	0	0	0	0	0	0	2																												
Team						2			1			3			0			0																										
<b>Totals</b>			26-51			7-15			11-15			6			22			28			16			15			11			15			4			2			4			-6		

Technical Fouls: NONE

Shooting By Period

1st	2nd	3rd	4th	GM
FG% 7-11 63.6%	FG% 2-2 100.0%	FG% 6-13 46.2%	FG% 7-13 53.8%	FG% 2-2 100.0%
3PT% 2-2 100.0%	3PT% 1-2 50.0%	3PT% 2-7 28.6%	3PT% 1-2 50.0%	3PT% 5-15 33.3%
FT% 2-2 100.0%	FT% 5-8 62.5%	FT% 5-8 62.5%	FT% 6-14 42.9%	FT% 3-3 100.0%
GM FG% 26-51 51.0%	GM FG% 7-15 46.7%	GM FG% 11-15 73.3%		

Dead Ball Rebounds: 1, 0



Official Basketball Box Score - Final  
**Morgan St. at Missouri**  
 11/14/21 Mizzou Arena, Columbia  
 2021-22 Women's Basketball

Game Time: 2:00 PM  
 Game Duration: 1:57  
 Attendance: 2,192

Officials: Roy Gubeyan, Nykisha Thompson, Angel Kart

Morgan St. - 49

Record: 0-3

NO.	Name	Min	FG			3P			FT			Rebounds			Fouls			TP	AS	TO	ST	Blocks			+/-																
			M/A	A/A	M/A	M/A	M/A	M/A	M/A	OR	DR	TOT	FF	FD	FF	FD	FF					FD	BS	BA		BL															
22	Dahnye Redd	F 28:56	4-8	0-1	0-0	3	3	6	5	0	8	2	5	4	1	0	-18																								
30	Taylor Addison	F 14:38	1-3	1-2	0-0	0	1	1	2	3	0	0	1	0	0	-11																									
4	Ashia McCalla	G 27:16	2-9	0-6	4-4	0	1	1	4	3	8	0	2	1	0	-15																									
5	Adia Brisker	G 24:41	2-7	1-3	0-0	0	2	2	2	0	5	1	0	1	0	-21																									
10	Emly Jones	G 16:56	1-3	0-0	0-0	0	2	2	3	0	2	0	2	0	0	-12																									
11	Jayla Almora	G 24:43	2-3	0-0	1-2	3	2	5	4	1	5	1	4	1	0	-9																									
24	Sunshine McCrae	21:22	1-4	0-0	1-2	1	0	1	2	6	3	1	1	0	0	-15																									
14	Alaina Payne	01:30	0-1	0-0	0-0	0	0	0	0	0	0	0	0	0	0	-5																									
2	Khaliah Hines	15:59	2-4	1-3	0-2	0	1	1	2	5	0	0	1	0	0	-2																									
0	Joel Benoit	06:32	1-2	1-1	0-0	0	0	0	0	0	3	0	0	0	0	-7																									
23	Fatima Black	02:43	0-1	0-1	0-0	1	0	1	0	0	0	0	0	0	0	-4																									
20	Elajia Demeza	14:44	3-12	1-6	0-0	4	1	5	0	3	7	0	0	0	1	0	-6																								
Team						2			2			4			0			5			17			9			2			0			-24								
<b>Totals</b>			19-57			5-23			6-10			14			15			29			22			17			49			3			9			2			0		

Technical Fouls: NONE

Dead Ball Rebounds: 1, 0

Missouri - 73

Record: 2-0

NO.	Name	Min	FG			3P			FT			Rebounds			Fouls			TP	AS	TO	ST	Blocks			+/-																
			M/A	A/A	M/A	M/A	M/A	M/A	M/A	OR	DR	TOT	FF	FD	FF	FD	FF					FD	BS	BA		BL															
43	Hayley Frank	F 31:16	9-10	4-6	0-0	2	2	4	2	2	20	2	3	1	0	0	22																								
1	Lauren Hansen	G 15:17	1-3	0-2	1-2	0	4	4	3	1	3	1	5	2	0	0	10																								
4	Mama Dembele	G 20:04	0-5	0-2	1-4	0	0	0	1	3	1	5	0	3	0	1	19																								
13	Haley Troup	G 29:19	3-5	3-5	3-5	1	2	3	0	5	12	5	2	0	0	25																									
33	Alpha Blackwell	G 27:29	6-6	1-1	7-9	2	1	13	1	7	20	1	3	2	0	25																									
00	Izzy Higginbottom	22:14	2-5	1-3	0-0	1	2	3	1	0	5	1	1	1	0	0																									
00	LaDazia Williams	07:08	1-2	0-0	0-0	0	1	1	4	0	2	0	2	0	0	2																									
2	Sara-Rose Smith	07:35	0-0	0-0	0-0	0	0	0	0	0	0	2	0	0	0	7																									
24	Kiya Dorroh	19:24	0-3	0-1	0-0	1	2	3	3	1	0	1	0	0	0	3																									
40	Micah Linthacum	11:57	2-5	0-0	0-1	3	4	0	2	4	0	0	0	0	1	44																									
20	Sarah Linthacum	08:17	3-3	0-0	1-1	0	1	2	1	6	0	2	0	0	0	1																									
Team						0			1			2			0			2			0			2			0			2			0								
<b>Totals</b>			26-47			9-20			12-22			11			26			37			73			18			20			9			0			2			24		

Technical Fouls: NONE

Dead Ball Rebounds: 5, 1

MUR		MIZ	
Biggest lead	2 (1st 7:37)	13 (2nd 0:34)	
Best Scoring Run	8 (3rd 8:17)	10 (1st 3:00)	
Lead Changes	4		
Times Tied	5		
Time with Lead	04:08	32:47	

Points from		MUR		MIZ	
Turnovers	11	22			
Paint	28	40			
Second Chance	2	7			
Fast Breaks	2	7			
Bench	6	20			

Period by Period Scoring					
1st	2nd	3rd	4th		
MUR	18	15	20	17	70
MIZ	22	22	13	19	76

MSU		MIZ	
Biggest lead	0 (1st 10:00)	29 (4th 2:17)	
Best Scoring Run	6 (3rd 0:06)	9 (3rd 6:34)	
Lead Changes	0		
Times Tied	0		
Time with Lead	00:00	39:46	

Points from		MSU		MIZ	
Turnovers	15	21			
Paint	16	32			
Second Chance	12	10			
Fast Breaks	2	7			
Bench	23	17			

Period by Period Scoring					
1st	2nd	3rd	4th		
MIZ	17	23	16	17	73



Official Basketball Box Score - Final  
**Missouri at Saint Louis**  
 11/17/21 Chaletz Arena, St. Louis  
 2021-22 Women's Basketball

Game Time: 7:00 PM  
 Game Duration: 1:44  
 Attendance: 1,020

Officials: Ed Sidasky, Ashley Glass, Kayla Maxey

Missouri - 69

Record: 3-0

NO.	Name	Min	FG			3P			FT			Rebounds			Fouls			TP	AS	TO	ST	Blocks			+/-													
			M/A	A/A	M/A	M/A	M/A	M/A	M/A	OR	DR	TOT	FF	FD	FF	FD	FF					FD	BS	BA		BL												
43	Hayley Frank	F 33:38	4-10	3-8	0-0	0	6	6	2	3	11	1	1	0	0	10																						
1	Lauren Hansen	G 27:04	7-14	1-5	1-2	0	2	2	1	1	16	0	3	0	0	22																						
4	Mama Dembele	G 20:08	0-1	0-0	0-0	1	2	3	3	1	0	4	2	1	0	0	-4																					
13	Haley Troup	G 26:12	0-7	0-3	4-4	3	1	4	1	2	4	3	2	0	0	11																						
33	Alpha Blackwell	G 30:48	5-15	1-5	4-4	2	12	14	3	4	15	1	4	2	0	19																						
00	LaDazia Williams	19:34	3-7	0-0	0-0	1	2	3	0	6	1	1	0	0	2	7																						
2	Sara-Rose Smith	07:51	0-0	0-0	0-0	1	2	0	1	0	1	0	0	0	0	5																						
30	Izzy Higginbottom	21:32	5-6	3-4	4-4	0	2	2	2	4	17	1	1	0	0	8																						
24	Kiya Dorroh	07:29	0-0	0-0	0-0	1	1	2	0	0	0	0	0	0	0	2																						
21	Sarah Linthacum	02:19	0-1	0-0	0-0	0	1	1	0	0	0	0	0	0	0	-4																						
40	Micah Linthacum	02:19	0-1	0-0	0-0	1	0	1	0	0	0	1	0	0	0	-4																						
32	Jayla Kelly	01:06	0-0	0-0	0-0	0	0	0	0	0	0	0	0	0	0	0																						
Team						3			4			7			0			0																				
<b>Totals</b>			24-62			8-25			13-14			34			47			15			16			12			7			1			3			16		

Technical Fouls: NONE

Shooting By Period

1st	2nd	3rd	4th	GM
-----	-----	-----	-----	----

# 2021-22 BOX SCORES



Official Basketball Box Score - Final  
**Troy at Missouri**  
 11/23/21 Mizzou Arena, Columbia, Mo.  
 2021-22 Women's Basketball

Game Time: 7:00 PM  
 Game Duration: 2:07  
 Attendance: 2,353

Officials: Cameron Inouye, Keith Lukarich, Troy Winters

Troy - 63

Record: 3-2

NO. Name	Min	FG		3P		FT		Rebounds		Fouls		TP	AS	TO	ST	Blocks		+/-	
		M.A.	M.A.	M.A.	M.A.	OR	DR	OR	DR	PF	FF					BS	BA		
1 Amber Leggett	15:02	1-1	1-1	0-0	0-0	1-1	2-0	3-0	2-0	2-0	0-0	0	0	0	0	0	0	0	0
2 Felmas Koranga	25:05	6-11	0-0	2-3	1-5	6-3	2-4	14	0	2	1	0	0	0	0	0	0	-18	
4 Jasmine Robinson	28:53	2-9	1-4	1-2	0-2	2-3	3-6	4	3	0	0	0	0	0	0	0	0	0	
10 Jannah Sandifer	19:15	1-4	0-3	0-0	1-1	2-1	0-2	2	1	0	0	0	0	0	0	0	0	-20	
14 Tyjah Johnson	33:30	5-10	4-7	5-7	0-0	0-0	5-5	19	2	0	1	0	1	0	1	0	1	-13	
21 Jhileiya Dunlap	17:08	3-9	2-5	0-0	1-7	8-4	1-1	8	0	3	0	3	1	0	0	0	0	-3	
12 Brianna Harris	33:37	1-11	0-3	0-0	2-7	9-5	0-2	2	0	0	1	0	0	0	0	0	0	-3	
20 Za'Nautica Downs	13:20	2-6	0-2	0-0	3-1	4-2	3-4	1	1	0	0	0	0	0	0	0	0	5	
22 Sharonica Hartsfield	12:27	2-3	1-2	0-0	0-0	2-2	1-2	5	3	0	0	0	0	0	0	0	0	0	
11 Ja'Mia Hollings	01:43	0-0	0-0	0-0	0-1	1-0	0-1	0	0	0	0	0	0	0	0	0	0	1	
<b>Team</b>					2	1	3												
<b>Totals</b>	23:64	9-27	9-12	10	28	38	26	17	63	11	13	4	4	2	13				

Technical Fouls: NONE

Shooting By Period	
1 <sup>st</sup> FG%	6-14 42.9%
3PT%	3-6 50.0%
FT%	2-2 100%
2 <sup>nd</sup> FG%	7-19 36.8%
3PT%	3-8 37.5%
FT%	1-2 50%
3 <sup>rd</sup> FG%	5-16 31.3%
3PT%	1-4 25.0%
FT%	0-0 0%
4 <sup>th</sup> FG%	5-15 33.3%
3PT%	2-9 22.2%
FT%	5-8 62.5%
GM FG%	23-64 35.9%
3PT%	9-27 33.3%
FT%	8-12 66.7%

Dead Ball Rebounds: 1, 0



Official Basketball Box Score - Final  
**Missouri at Columbia**  
 11/27/21 Stabler Arena, Bethlehem  
 2021-22 Women's Basketball

Game Time: 3:30 PM  
 Game Duration: 1:46  
 Attendance: 576

Officials: Kristi Vera, Tori Palto, Rich Fetter

Missouri - 87

Record: 6-0

NO. Name	Min	FG		3P		FT		Rebounds		Fouls		TP	AS	TO	ST	Blocks		+/-
		M.A.	M.A.	M.A.	M.A.	OR	DR	OR	DR	PF	FF					BS	BA	
43 Hayley Frank	35:37	10-16	6-11	3-3	2-6	8-1-4	29	1	3	0	1	2	4					4
1 Lauren Hansen	13:52	3-4	2-2	0-0	0-0	0-0	3-0	8	4	0	2	0	0	1	1	0	0	11
4 Mama Dembele	19:08	2-6	0-1	0-0	2-0	2-2	2-0	4	2	2	1	0	0	0	0	0	0	11
13 Haley Troup	31:39	2-6	2-4	1-2	0-0	0-0	2-3	7	3	2	0	0	0	0	0	0	0	11
33 Ajlha Blackwell	34:43	7-15	0-3	6-6	1-5	6-3-6	20	1	1	1	1	0	0	0	1	1	0	11
00 LaDazhia Williams	21:43	6-8	0-0	3-4	0-2	2-3-2	15	4	0	1	1	0	0	0	0	0	-3	
30 Izzy Higginbottom	25:17	1-4	0-1	2-2	1-0	1-1	2-1	4	6	0	0	0	0	0	0	0	0	3
12 Sara-Rose Smith	05:28	0-1	0-1	0-0	0-0	0-0	0-0	0	0	1	0	0	0	0	0	0	0	-11
24 Kiya Dorroh	12:33	0-1	0-0	0-0	1-2	3-1-2	0	0	0	0	0	0	0	0	0	0	0	-1
<b>Team</b>					3	5	8											
<b>Totals</b>	31-61	10-23	15-17	10	20	30	17	87	21	10	5	3	2	7				

Technical Fouls: NONE

Shooting By Period	
1 <sup>st</sup> FG%	9-19 47.4%
3PT%	6-12 50.0%
FT%	0-0 0%
2 <sup>nd</sup> FG%	8-13 61.5%
3PT%	2-3 66.7%
FT%	4-4 100%
3 <sup>rd</sup> FG%	7-17 41.2%
3PT%	1-5 20.0%
FT%	5-6 83.3%
4 <sup>th</sup> FG%	7-12 58.3%
3PT%	1-3 33.3%
FT%	6-7 85.7%
GM FG%	31-61 50.8%
3PT%	10-23 43.5%
FT%	15-17 88.2%

Dead Ball Rebounds: 2, 0

Missouri - 76

Record: 5-0

NO. Name	Min	FG		3P		FT		Rebounds		Fouls		TP	AS	TO	ST	Blocks		+/-
		M.A.	M.A.	M.A.	M.A.	OR	DR	OR	DR	PF	FF					BS	BA	
43 Hayley Frank	29:38	4-10	1-5	9-10	2-6	8-3-7	18	1	1	0	0	1	1	0	0	0	0	17
1 Lauren Hansen	18:07	0-4	0-1	0-0	0-2	2-4-0	0	2	2	0	0	0	0	0	0	0	0	7
4 Mama Dembele	35:12	4-6	2-4	3-6	1-3	4-1-4	13	3	2	1	0	0	0	0	0	0	0	7
13 Haley Troup	37:05	7-13	3-7	3-6	2-3	5-2-6	20	3	0	1	0	1	0	0	0	0	0	16
33 Ajlha Blackwell	37:17	6-14	2-6	7-10	2-16	18-2-7	21	1	1	1	2	1	1	0	0	0	0	17
0 Izzy Higginbottom	19:24	0-5	0-3	0-0	1-0	1-1-4	1	0	0	2	0	0	0	0	0	0	0	2
0 LaDazhia Williams	12:34	2-2	0-0	0-0	0-0	1-1-4	0	0	0	0	0	0	0	0	0	0	0	-7
2 Sara-Rose Smith	08:17	0-0	0-0	0-0	1-0	1-0-0	0	0	0	0	0	0	0	0	0	0	0	4
24 Kiya Dorroh	02:26	0-0	0-0	0-0	0-0	0-0-0	0	0	0	0	0	0	0	0	0	0	0	-2
<b>Team</b>					1	2	3											
<b>Totals</b>	23:54	8-26	22-32	10	32	42	17	26	76	10	15	4	2	4	13			

Technical Fouls: NONE

Shooting By Period	
1 <sup>st</sup> FG%	7-17 41.2%
3PT%	4-8 50.0%
FT%	4-4 100%
2 <sup>nd</sup> FG%	4-14 28.6%
3PT%	2-9 22.2%
FT%	3-4 75%
3 <sup>rd</sup> FG%	6-11 54.5%
3PT%	1-5 20.0%
FT%	2-6 33.3%
4 <sup>th</sup> FG%	6-12 50.0%
3PT%	1-4 25.0%
FT%	19-18 72.2%
GM FG%	23-54 42.6%
3PT%	8-26 30.8%
FT%	22-32 68.8%

Dead Ball Rebounds: 3, 2

Columbia - 80

Record: 5-2

NO. Name	Min	FG		3P		FT		Rebounds		Fouls		TP	AS	TO	ST	Blocks		+/-
		M.A.	M.A.	M.A.	M.A.	OR	DR	OR	DR	PF	FF					BS	BA	
1 Kaitlyn Davis	31:43	4-15	1-2	6-8	4-5	9-3-7	15	2	6	0	2	1	5					5
20 Sienna Durr	19:38	3-5	0-4	0-0	1-1	1-1-0	9	0	1	0	0	0	0	0	0	0	0	-13
33 Noa Comesana	19:04	3-3	0-0	0-0	2-2	4-2-0	6	1	1	0	0	0	0	0	0	0	0	6
15 Carly Rivera	22:12	3-3	0-0	0-0	1-1	1-1-0	9	8	4	0	0	0	0	0	0	0	0	-7
35 Abbey Hsu	38:53	5-12	4-7	3-4	1-6	7-1-5	17	3	0	2	0	0	0	0	0	0	0	-3
10 Kitty Henderson	19:23	2-5	2-4	0-0	0-0	0-0-5	6	1	1	0	0	0	0	0	0	0	0	-5
5 Jaicia Patrick	22:38	2-8	0-4	3-4	2-3	5-4-3	7	0	3	0	0	1	0	0	0	0	0	-13
21 Nicole Stephens	11:05	1-2	0-0	0-0	0-0	0-1-1	2	0	1	0	0	0	0	0	0	0	0	6
12 Hannah Pratt	08:24	3-5	0-0	1-1	2-1-0	1-1-0	9	1	1	0	0	0	0	0	0	0	0	-1
<b>Team</b>					3	1	4											
<b>Totals</b>	26-58	16-23	12-16	14	19	33	18	17	80	16	19	2	2	3	7			

Technical Fouls: NONE

Shooting By Period	
1 <sup>st</sup> FG%	7-11 63.6%
3PT%	3-6 50.0%
FT%	2-2 100%
2 <sup>nd</sup> FG%	4-14 28.6%
3PT%	3-7 42.9%
FT%	3-6 50%
3 <sup>rd</sup> FG%	9-17 52.9%
3PT%	4-7 57.1%
FT%	5-6 83.3%
4 <sup>th</sup> FG%	6-16 37.5%
3PT%	0-10 0.0%
FT%	2-2 100%
GM FG%	26-58 44.8%
3PT%	16-29 55.2%
FT%	12-16 75.0%

Dead Ball Rebounds: 2, 1

TROY		MIZ	
Biggest lead	2 (3 <sup>rd</sup> 9:40)	13 (4 <sup>th</sup> 0:00)	
Best Scoring Run	6 (1 <sup>st</sup> 4:04)	11 (3 <sup>rd</sup> 3:06)	
Lead Changes	10		
Times Tied	10		
Time with Lead	02:30	32:35	

Points from Turnovers		TROY		MIZ	
Paint	18	18	18		
Second Chance	9	9	9		
Fast Breaks	2	4	4		
Bench	19	4	4		

Period by Period Scoring					
1st	17	18	11	17	63
2nd	17	18	11	17	63

# 2021-22 BOX SCORES



Official Basketball Box Score - Final  
**Missouri at Baylor**  
 12/04/21 Ferrell Center, Waco  
 2021-22 Women's Basketball

Game Time: 7:00 PM  
 Game Duration: 2:17  
 Attendance: 4,160

Officials: Brian Hall, Julie Kronenhook, Brian Gardant

Missouri - 68

Record: 8-21

NO. Name	Min	FG		3P	FT	Rebounds		Fouls		TP	AS	TO	ST	Blocks		+/-
		M/A	M/A			OR	DR	PF	FF					BS	BA	
43 Hayley Frank	F 34:54	3-8	2-4	0-0	2-2	2	4	1	8	4	1	0	0	0	0	-2
1 Lauren Hansen	G 25:06	4-11	2-6	0-1	0	2	2	1	2	10	0	3	1	0	1	-1
4 Mama Dembele	G 10:19	0-2	0-1	0-0	1	2	3	5	0	0	1	2	0	0	1	1
13 Haley Troup	G 37:25	6-14	2-5	2-2	0	0	0	3	4	16	6	2	0	0	0	-6
33 Alpha Blackwell	G 28:08	8-14	1-5	3-8	1	15	16	5	5	20	1	3	1	0	0	-6
30 Izzy Higginbottom		24:45	2-4	1-2	3-3	2	2	4	3	8	1	1	0	0	0	-1
00 LaDazia Williams		18:15	3-5	0-0	0-0	1	4	5	2	6	0	2	0	0	0	3
2 Sara-Rose Smith		17:57	0-2	0-1	0-0	0	4	4	2	0	0	0	1	0	0	0
32 Jayla Kelly		01:35	0-1	0-0	0-0	0	0	1	0	0	0	0	0	0	0	0
25 Skyah Travis		01:15	0-0	0-0	0-0	0	1	1	0	0	0	0	0	0	0	0
24 Kiya Dorroh		00:41	0-0	0-0	0-0	0	0	0	0	0	0	0	0	0	0	0
Team						2	1	3	0	0	0	0	0	0	0	0
Totals		26-61	8-24	8-14	9	29	38	27	15	68	13	15	2	0	2	-2

Shooting By Period

1st FG% 5-13 38.5%  
 3PT% 2-7 28.6%  
 FT% 0-1 0%

2nd FG% 7-17 41.2%  
 3PT% 1-5 20.0%  
 FT% 0-0 0%

3rd FG% 8-15 53.3%  
 3PT% 1-4 25.0%  
 FT% 8-9 88.9%

4th FG% 6-16 37.5%  
 3PT% 4-8 50.0%  
 FT% 0-4 0%

GM FG% 26-61 42.6%  
 3PT% 8-24 33.3%  
 FT% 8-14 57.1%

Dead Ball Rebounds: 2, 1

Baylor - 70

Record: 8-1

NO. Name	Min	FG		3P	FT	Rebounds		Fouls		TP	AS	TO	ST	Blocks		+/-
		M/A	M/A			OR	DR	PF	FF					BS	BA	
1 NaLyssa Smith	F 38:15	9-13	0-0	7-10	4	13	17	2	8	25	3	2	1	0	0	2
4 Queen Egbo	C 16:57	1-7	0-0	0-0	0	6	6	3	1	2	0	3	0	1	0	0
3 Jordan Lewis	G 38:15	2-10	0-3	5-8	1	1	2	2	7	9	7	0	1	1	0	2
21 Ja'Mee Asberry	G 37:01	3-8	2-5	1-2	0	1	1	3	2	9	1	3	2	0	0	0
24 Sarah Andrews	G 30:11	4-9	1-5	1-4	0	3	3	3	10	1	1	0	0	0	-1	
51 Caitlin Bickle		24:48	4-7	0-2	3-4	0	2	2	4	11	3	0	1	0	0	2
22 Kamaria McDaniel		13:54	1-2	1-1	1-4	1	0	1	0	2	4	1	0	0	0	-4
10 Jaden Owens		00:39	0-0	0-0	0-0	0	0	0	0	0	0	0	0	0	0	0
Team						0	3	3	0	0	0	0	0	0	0	0
Totals		24-56	4-16	18-32	6	29	35	15	27	70	17	10	5	2	0	2

Shooting By Period

1st FG% 5-16 31.3%  
 3PT% 0-3 0.0%  
 FT% 3-6 50.0%

2nd FG% 10-15 66.7%  
 3PT% 3-4 75.0%  
 FT% 0-1 0%

3rd FG% 6-12 50.0%  
 3PT% 3-5 60.0%  
 FT% 8-12 66.7%

4th FG% 3-13 23.1%  
 3PT% 1-6 16.7%  
 FT% 7-13 53.8%

GM FG% 24-56 42.9%  
 3PT% 4-16 25.0%  
 FT% 18-32 56.3%

Dead Ball Rebounds: 10, 1

	MSU	BAY
Biggest lead	3 (4 <sup>th</sup> 7:11)	11 (3 <sup>rd</sup> 9:19)
Best Scoring Run	8 (4 <sup>th</sup> 0:34)	12 (4 <sup>th</sup> 3:00)
Lead Changes	2	5
Times Tied	5	3
Time with Lead	00:59	34:08

Points from Turnovers	MSU	BAY
Points from Turnovers	11	10
Paint	30	28
Second Chance	9	10
Fast Breaks	3	13
Bench	14	15

Period by Period Scoring	1st	2nd	3rd	4th	TOT
MSU	12	15	25	16	68
BAY	13	23	20	14	70



Official Basketball Box Score - Final  
**Missouri at Missouri St.**  
 12/10/21 JOH Arena, Springfield, Mo.  
 2021-22 Women's Basketball

Game Time: 7:00 PM  
 Game Duration: 1:50  
 Attendance: 5,588

Officials: Michael McConnell, Doug Knight, Nicole Brannon

Missouri - 51

Record: 9-2

NO. Name	Min	FG		3P	FT	Rebounds		Fouls		TP	AS	TO	ST	Blocks		+/-
		M/A	M/A			OR	DR	PF	FF					BS	BA	
43 Hayley Frank	F 30:45	4-10	1-4	3-4	1	2	3	2	5	12	0	1	0	0	0	-24
1 Lauren Hansen	G 27:42	1-9	1-6	0-0	0	1	1	1	0	3	0	1	1	0	0	-30
4 Mama Dembele	G 19:39	1-1	1-1	0-0	1	4	5	1	0	3	3	0	0	0	0	-11
13 Haley Troup	G 30:10	3-5	0-2	1-2	0	3	3	2	2	7	2	5	0	0	0	-20
33 Alpha Blackwell	G 31:08	4-10	1-3	2-4	1	4	5	1	4	11	0	1	1	0	0	-19
00 LaDazia Williams		14:40	3-4	0-0	2-2	0	4	4	3	8	0	2	0	2	0	-5
2 Sara-Rose Smith		09:07	1-2	0-1	2-2	2	0	2	2	4	0	0	0	0	0	-10
30 Izzy Higginbottom		23:10	0-7	0-3	0-0	0	0	0	0	0	0	0	0	0	0	-11
24 Kiya Dorroh		07:15	0-1	0-0	0-0	0	0	0	0	0	0	0	0	0	0	-2
32 Jayla Kelly		03:04	1-2	0-0	1-1	0	0	0	3	3	0	0	0	0	0	0
20 Sarah Linthacum		03:30	0-0	0-0	0-0	0	1	1	0	0	0	0	0	0	0	-4
40 Micah Linthacum		02:50	0-1	0-0	0-0	0	0	0	0	0	0	0	0	0	0	-4
Team						0	2	2	0	0	1	1	0	0	0	0
Totals		18-52	4-20	11-15	5	21	26	16	19	51	6	14	2	3	0	-28

Shooting By Period

1st FG% 7-15 46.7%  
 3PT% 1-6 16.7%  
 FT% 1-1 100.0%

2nd FG% 3-13 23.1%  
 3PT% 2-6 33.3%  
 FT% 1-1 100.0%

3rd FG% 2-9 22.2%  
 3PT% 0-4 0.0%  
 FT% 4-6 66.7%

4th FG% 6-15 40.0%  
 3PT% 1-4 25.0%  
 FT% 5-7 71.4%

GM FG% 18-52 34.6%  
 3PT% 4-20 20.0%  
 FT% 11-15 73.3%

Dead Ball Rebounds: 2, 0

Missouri St. - 79

Record: 7-2

NO. Name	Min	FG		3P	FT	Rebounds		Fouls		TP	AS	TO	ST	Blocks		+/-
		M/A	M/A			OR	DR	PF	FF					BS	BA	
32 Jasmine Franklin	F 32:43	5-7	0-0	3-4	1	14	15	3	6	13	1	1	1	0	1	18
11 Bryce Calip	G 33:08	4-10	3-6	3-3	1	3	4	4	2	14	4	0	1	0	0	20
14 Mariah White	G 21:19	4-8	0-1	0-0	1	2	2	1	0	8	0	2	2	0	0	13
21 Sydney Wilson	G 34:13	5-10	2-6	5-6	0	1	2	1	3	17	3	3	1	0	0	20
23 Mya Bhintar	G 34:55	4-9	2-4	0-0	0	7	7	1	1	10	5	0	0	0	0	35
0 Abagayle Jackson		22:03	4-8	0-0	3-4	3	2	5	4	2	11	0	2	0	2	20
22 Paige Rocca		11:48	0-1	0-0	0-0	1	1	1	0	0	0	0	0	0	0	7
13 Ilunanya Nwachukwu		04:11	0-0	0-0	0-0	1	1	0	0	0	0	0	0	0	0	-1
2 Lindsey Byers		02:50	0-0	0-0	0-0	0	0	0	0	0	0	0	0	0	0	0
20 Isabelle Delarue		02:50	2-2	2-2	0-0	0	0	0	0	6	0	0	0	0	0	4
Team						1	0	0	0	1	0	1	0	0	0	0
Totals		28-55	9-20	14-17	7	30	37	19	16	79	14	10	7	3	2	28

Shooting By Period

1st FG% 7-18 38.9%  
 3PT% 3-8 37.5%  
 FT% 0-0 0%

2nd FG% 9-16 56.3%  
 3PT% 3-5 60.0%  
 FT% 1-4 25.0%

3rd FG% 9-15 60.0%  
 3PT% 1-4 25.0%  
 FT% 4-4 100.0%

4th FG% 3-6 50.0%  
 3PT% 2-3 66.7%  
 FT% 7-10 70%

GM FG% 28-55 50.9%  
 3PT% 9-20 45.0%  
 FT% 14-17 82.4%

Dead Ball Rebounds: 2, 1

	MIZ	MSU
Biggest lead	2 (2 <sup>nd</sup> 9:02)	31 (3 <sup>rd</sup> 0:06)
Best Scoring Run	7 (4 <sup>th</sup> 4:32)	16 (2 <sup>nd</sup> 0:01)
Lead Changes	6	8
Times Tied	3	16
Time with Lead	01:12	36:21

Points from Turnovers	MIZ	MSU
Points from Turnovers	10	20
Paint	16	34
Second Chance	4	8
Fast Breaks	2	16
Bench	15	17

Period by Period Scoring	1st	2nd	3rd	4th	TOT
MIZ	16	9	8	18	51
MSU	17	24	23	15	79



Official Basketball Box Score - Final  
**Alabama A&M at Missouri**  
 12/12/21 Mizou Arena, Columbia  
 2021-22 Women's Basketball

Game Time: 2:00 PM  
 Game Duration: 1:44  
 Attendance: 2,892

Officials: Kale Lukanich, Timothy Greene, Christopher Sauceda

Alabama A&M - 55

Record: 1-7

NO. Name	Min	FG		3P	FT	Rebounds		Fouls		TP	AS	TO	ST	Blocks		+/-
		M/A	M/A			OR	DR	PF	FF					BS	BA	
21 Dariauna Lewis	F 31:02	2-7	0-0	1-4	5	5	10	3	3	5	1	0	1	1	0	-19
22 Teliyah Jeter	F 20:07	2-4	0-0	0-0												

# 2021-22 BOX SCORES



Official Basketball Box Score - Final  
**Missouri at Illinois**  
 12/22/21 State Farm Center, Champaign  
 2021-22 Women's Basketball

Game Time: 12:00 PM  
 Game Duration: 1:39  
 Attendance: 1,247

Officials: Mark Zent, Bruce Morris, Beverly Roberts

Missouri - 84

Record: 11-2

NO. Name	Min	FG	3P	FT	Rebounds		Fouls	TP	AS	TO	ST	Blocks		+/-	Shooting By Period	
					OR	DR						PF	FF			BS
43 Hayley Frank	F 30:07	5-9	1-3	2-4	6	1	3	14	2	0	0	1	0	19	1st FG% 4-13 30.8%	
1 Lauren Hansen	G 25:39	5-8	3-4	1-1	0	2	2	3	2	1	3	0	0	12	3PT% 2-5 40.0%	
4 Mama Dembele	G 25:22	1-2	0-1	0-0	2	2	2	2	3	3	4	0	0	15	FT% 6-9 66.7%	
13 Haley Troup	G 31:09	4-13	1-4	1-2	1	2	3	0	1	0	3	1	1	35	2nd FG% 9-18 50.0%	
33 Alpha Blackwell	G 28:04	0-11	2-4	4-6	3	12	15	2	4	2	2	0	0	12	3rd FG% 7-14 50.0%	
00 LaDachia Williams	F 17:02	5-6	0-0	3-4	2	3	5	2	2	13	0	1	0	4	FT% 2-2 100%	
30 Izzy Higginbottom	13:47	4-10	0-3	1-2	1	0	1	1	9	0	0	0	0	4	4th FG% 12-17 70.6%	
2 Sara-Rose Smith	14:57	0-1	0-0	0-0	1	1	2	1	0	0	2	0	0	19	3PT% 0-3 0.0%	
24 Kiya Dorroh	05:26	0-0	0-0	0-0	1	1	1	0	0	0	1	1	0	2	FT% 0-0 0%	
40 Micah Linthacum	03:49	1-1	0-0	0-0	1	0	1	0	0	2	0	0	0	-1	GM FG% 32-62 51.6%	
20 Sarah Linthacum	02:19	1-1	0-0	0-0	0	0	0	1	0	2	0	0	0	-3	3PT% 7-17 41.2%	
32 Jayla Kelly	02:19	0-0	0-0	0-0	1	1	1	0	0	0	0	0	0	-3	FT% 13-18 72.2%	
Team					1	6	7				0					
Totals		32-62	7-17	13-18	12	34	46	13	13	84	14	11	5	2	1	19

Technical Fouls: NONE

Dead Ball Rebounds: 2, 0



Official Basketball Box Score - Final  
**South Carolina at Missouri**  
 12/30/21 Mizou Arena, Columbia, Mo.  
 Mizou vs. #1 South Carolina

Game Time: 6:00 PM  
 Game Duration: 2:12  
 Attendance: 6,139

Officials: Eric Brewton, Nykhesha Thompson, Sal Esho

South Carolina - 69

Record: 12-1 (0-1)

NO. Name	Min	FG	3P	FT	Rebounds		Fouls	TP	AS	TO	ST	Blocks		+/-	Shooting By Period	
					OR	DR						PF	FF			BS
4 Alyah Boston	F 28:28	7-14	1-2	2-4	5	7	12	4	4	17	1	1	1	2	0	8
5 Victoria Saxton	F 24:26	3-5	0-0	0-0	3	2	5	3	1	6	1	0	0	2	0	-6
1 Zia Cooke	G 35:26	4-19	2-8	0-1	0	2	2	1	2	10	2	2	0	0	0	8
3 Destanni Henderson	G 40:46	2-12	0-3	3-4	2	2	4	1	2	7	7	1	1	0	0	1
12 Brea Beal	G 38:22	3-7	1-2	0-0	3	7	10	4	2	7	1	0	1	0	1	1
15 Leticia Amiersere	15:38	1-3	0-1	0-0	2	0	2	0	0	2	1	2	0	2	0	-3
11 Destiny Littleton	11:31	1-4	1-4	0-0	1	1	2	0	0	3	1	0	0	0	-6	
10 Kamilla Cardoso	19:44	7-9	0-0	0-0	4	4	8	2	0	14	1	1	0	2	0	1
23 Bree Hall	05:25	0-1	0-0	0-0	0	0	0	0	0	0	0	0	0	0	-4	
22 Eniya Russell	05:14	1-2	1-1	0-0	0	0	0	0	0	3	0	0	0	0	-5	
Team					0	2	2									
Totals		29-76	6-21	5-9	20	27	47	15	11	69	15	8	3	8	1	-1

Technical Fouls: NONE

Dead Ball Rebounds: 0, 0

Illinois - 65

Record: 5-7

NO. Name	Min	FG	3P	FT	Rebounds		Fouls	TP	AS	TO	ST	Blocks		+/-	Shooting By Period	
					OR	DR						PF	FF			BS
44 Kandall Bostic	F 29:14	2-4	0-0	0-0	4	9	13	1	2	4	0	0	0	1	-8	
0 Sara Anastasiaska	G 22:54	7-12	5-8	0-0	1	1	2	19	0	3	0	0	0	0	-1	
5 De'Wyia Brown	G 31:31	9-21	1-8	3-4	1	2	3	3	22	4	1	4	0	0	-7	
11 Jada Peebles	G 26:34	3-10	0-2	0-0	0	1	1	1	0	6	1	0	0	0	-11	
24 Adalia McKenzie	G 29:00	2-12	0-1	0-1	3	1	4	0	1	4	6	1	3	0	-1	
14 Geovana Lopes	09:03	0-0	0-0	0-0	1	0	1	0	0	0	0	0	0	0	-2	
2 Lyric Robins	02:42	0-1	0-1	0-0	0	0	0	0	0	0	0	0	0	0	-6	
12 Jayla Oden	17:46	0-4	0-1	0-0	2	2	4	1	1	0	2	1	0	0	-24	
32 Ashlynn Nye	21:20	2-8	2-6	0-0	1	1	2	2	2	6	0	0	0	0	-17	
3 Solajpe Amusan	04:58	2-2	0-0	0-0	1	0	1	0	4	0	1	0	0	0	-9	
22 Eva Rubin	04:58	0-1	0-0	0-0	1	2	0	0	0	1	0	0	0	1	-9	
Team					1	2	0									
Totals		27-75	8-27	3-5	15	19	34	13	13	65	13	8	7	1	2	19

Technical Fouls: NONE

Dead Ball Rebounds: 1, 2

	MIZ	ILL
Biggest lead	22 (4th 5:49)	12 (1st 6:28)
Best Scoring Run	16 (2nd 8:49)	8 (1st 6:28)
Lead Changes	1	1
Times Tied	1	1
Time with Lead	29:34	09:27

Points from	MIZ	ILL
Turnovers	12	8
Paint	48	26
Second Chance	17	15
Fast Breaks	4	5
Bench	26	10

Period by Period Scoring	1st	2nd	3rd	4th	OT1	OT2
MIZ	16	24	20	24	84	
ILL	16	10	20	19	65	

Missouri - 70

Record: 12-2 (1-0)

NO. Name	Min	FG	3P	FT	Rebounds		Fouls	TP	AS	TO	ST	Blocks		+/-	Shooting By Period	
					OR	DR						PF	FF			BS
0 LaDachia Williams	F 38:15	5-14	0-0	2-3	3	9	12	1	4	12	2	1	0	0	5	
43 Hayley Frank	F 42:39	7-8	3-4	4-4	0	3	3	4	21	0	1	0	1	0	5	
1 Lauren Hansen	G 42:19	8-19	2-5	3-3	1	6	7	1	3	21	1	1	0	0	2	
4 Mama Dembele	G 43:41	4-10	2-4	1-2	0	1	1	2	21	1	3	2	2	0	0	
13 Haley Troup	G 38:42	1-7	0-2	1-2	0	5	5	2	1	3	4	2	2	0	1	
2 Sara-Rose Smith	11:38	0-0	0-0	0-0	0	2	2	1	0	0	0	0	0	0	4	
24 Kiya Dorroh	07:46	0-0	0-0	2-2	1	2	3	1	2	0	0	0	0	0	6	
Team					1	3	4									
Totals		25-58	7-15	13-16	6	31	37	11	15	70	10	8	4	1	8	1

Technical Fouls: NONE

Dead Ball Rebounds: 0, 0

	SC	MIZ
Biggest lead	6 (1st 1:27)	8 (2nd 2:58)
Best Scoring Run	7 (3rd 7:38)	8 (2nd 9:49)
Lead Changes	9	9
Times Tied	7	7
Time with Lead	15:56	25:41

Points from	SC	MIZ
Turnovers	8	4
Paint	42	32
Second Chance	22	9
Fast Breaks	3	1
Bench	22	2

Period by Period Scoring	1st	2nd	3rd	4th	OT1	OT2
SC	12	14	19	19	5	69
MIZ	11	21	13	19	6	70



Official Basketball Box Score - Final  
**Auburn at Missouri**  
 01/06/22 Mizou Arena, Fayetteville  
 2021-22 Women's Basketball

Game Time: 7:00 PM  
 Game Duration: 2:08  
 Attendance: 2,608

Officials: Roy Gubeyan, Talisa Green, Bill Laranca

Auburn - 63

Record: 8-5 (0-2)

NO. Name	Min	FG	3P	FT	Rebounds		Fouls	TP	AS	TO	ST	Blocks		+/-	Shooting By Period	
					OR	DR						PF	FF			BS
10 Kyae White	F 31:10	1-6	0-0	2-4	5	4	9	5	3	4	0	1	0	1	9	
2 Sania Wells	G 43:38	9-20	1-4	1-1	0	4	4	2	4	20	0	3	1	0	-4	
3 Annie Hughes	G 30:18	3-8	1-3	0-0	0	2	2	0	7	1	0	1	0	0	5	
5 Aicha Coulibaly	G 39:16	7-16	1-4	0-2	6	2	8	4	1	15	1	3	1	1	-11	
23 Honesty Scott-Grayson	G 43:00	6-15	0-1	3-3	1	2	3	3	15	3	2	1	1	1	-9	
14 Jala Jordan	11:56	0-5	0-2	0-0	2	2	2	1	1	0	0	0	1	0	-10	
1 Xaria Wiggins	09:03	0-0	0-0	0-0	0	0	0	2	0	0	2	0	0	0	-15	
12 Mar'shaun Bostic	14:18	1-1	0-0	0-0	0	0	2	0	2	2	0	1	0	0	-10	
0 Amoura Graves	02:21	0-0	0-0	0-0	1	0	1	0	0	0	0	0	0	0	-10	
Team					2	4	6									
Totals		27-71	3-14	6-10	15	19	34	19	15	63	7	13	6	4	5	-9

# 2021-22 BOX SCORES



Official Basketball Box Score - Final  
**Missouri at LSU**  
 01/19/22 Maravich Assembly Center, Baton Rouge  
 2021-22 Women's Basketball

Game Time: 7:00 PM  
 Game Duration: 2:14  
 Attendance: 5,964

Officials: Dee Karner, Michael McConnell, Karlena Tobin

Missouri - 85

Record: 13-4 (2-3)

NO. Name	Min	FG		3P		FT		Rebounds		Fouls		TP	AS	TO	ST	Blocks		+/-	
		M-A	M-A	M-A	M-A	OR	DR	OR	DR	PF	FF					BS	BA		
43 Hayley Frank	F 42:02	6-15	6-12	1-2	0	3	3	3	1	19	3	2	1	0	1	2			
1 Lauren Hansen	G 40:58	8-15	7-10	0	1	2	3	0	0	23	3	2	0	0	0	-7			
4 Mama Dembele	G 42:45	0-2	0-1	1-2	0	2	2	3	3	1	4	6	0	0	1	2			
13 Haley Troup	G 38:14	5-10	0-3	3-4	0	1	1	0	3	13	5	0	0	0	1	-6			
33 Ajlha Blackwell	G 41:04	10-17	1-4	5-8	3	14	17	5	4	26	1	3	0	0	1	-4			
2 Sara-Rose Smith	G 36:06	0-0	0-0	0-0	0	2	2	1	0	0	2	0	0	0	0	3			
20 Izzy Higinbottom	09:22	1-3	1-1	0-0	0	1	1	3	1	3	2	0	0	0	1	8			
32 Jayla Kelly	02:58	0-1	0-0	0-0	0	1	0	1	0	1	0	0	0	0	0	-4			
24 Kiya Dorroh	01:31	0-0	0-0	0-0	0	0	0	0	0	0	0	0	0	0	0	-4			
Team																			
Totals		30-63	15-31	10-16	6	25	31	15	13	85	18	16	4	0	6	-2			

Technical Fouls: NONE

Shooting By Period

1st	2nd	3rd	4th	OT
FG% 6-15 40.0%	5-10 50.0%	1-2 50.0%	5-10 50.0%	
3PT% 1-2 50.0%	3-4 75.0%	0-0 0%	1-1 100.0%	
FT% 3-4 75.0%	9-15 60.0%	4-7 57.1%	6-16 37.5%	
GM FG% 30-63 47.6%	15-31 48.4%	10-16 62.5%		

Dead Ball Rebounds: 4, 0

LSU - 87

Record: 16-2 (4-1)

NO. Name	Min	FG		3P		FT		Rebounds		Fouls		TP	AS	TO	ST	Blocks		+/-	
		M-A	M-A	M-A	M-A	OR	DR	OR	DR	PF	FF					BS	BA		
0 Autumn Newby	F 18:34	1-4	0-0	2-2	5	7	12	0	2	4	1	0	0	0	0	0	4		
24 Faustine Ailiwa	C 30:08	7-13	0-0	1-1	5	1	6	4	1	15	0	1	0	2	0	13			
1 Jaelin Cherry	F 45:00	9-19	0-2	2-2	3	4	7	3	5	20	9	3	0	1	0	2			
3 Khayla Painter	G 45:00	7-17	4-9	3-4	0	4	4	1	5	21	6	0	3	0	0	2			
45 Alexis Morris	G 43:24	8-18	1-8	0-0	7	7	2	0	0	17	2	3	3	1	0	3			
10 Ryan Payne	08:45	2-3	0-0	0-0	2	2	0	0	4	1	1	0	1	0	0	0			
20 Hannah Gusters	23:31	3-3	0-0	0-0	1	3	4	2	6	1	3	0	2	0	0	0			
32 Awa Trasi	08:28	0-0	0-0	0-0	1	1	0	0	0	1	2	2	0	0	0	-8			
Team																			
Totals		37-77	5-19	8-9	16	29	45	14	15	87	21	12	9	6	0	2			

Technical Fouls: Ailiwa 3, Trasi 5

Shooting By Period

1st	2nd	3rd	4th	OT
FG% 10-18 55.6%	9-17 52.9%	1-4 25.0%	1-2 50.0%	
3PT% 2-3 66.7%	1-2 50.0%	0-0 0%	0-0 0%	
FT% 2-2 100%	6-15 40.0%	1-3 33.3%	5-10 50.0%	
GM FG% 37-77 48.1%	15-31 48.4%	10-16 62.5%		

Dead Ball Rebounds: 4, 0

	MIZ	LSU
Biggest lead	1 (4 <sup>th</sup> 2:13)	13 (2 <sup>nd</sup> 4:03)
Best Scoring Run	9 (3 <sup>rd</sup> 5:49)	8 (2 <sup>nd</sup> 4:03)
Lead Changes	4	5
Times Tied	6	3
Time with Lead	00:28	38:12

	Points from					Tot
	MIZ	LSU	1st	2nd	3rd	
Turnovers	17	20				37
Paint	28	42				70
Second Chance	5	10				15
Fast Breaks	2	8				10
Bench	3	10				13

	Period by Period Scoring					TOT
	1st	2nd	3rd	4th	OT	
MIZ	18	15	24	22	6	85
LSU	24	20	18	17	8	87



Official Basketball Box Score - Final  
**Georgia at Missouri**  
 01/17/22 Mizou Arena, Columbia  
 2021-22 Women's Basketball

Game Time: 6:00 PM  
 Game Duration: 1:54  
 Attendance: 3,752

Officials: Gina Cross, Paulani Spurlock-Weck, Roy Gubeyan

Georgia - 72

Record: 14-3 (3-2)

NO. Name	Min	FG		3P		FT		Rebounds		Fouls		TP	AS	TO	ST	Blocks		+/-	
		M-A	M-A	M-A	M-A	OR	DR	OR	DR	PF	FF					BS	BA		
20 Jordan Isaacs	F 31:15	4-6	0-0	1-1	2	3	5	4	1	9	0	2	1	1	0	22			
14 Jenna Stalti	C 38:25	8-18	0-0	6-7	5	7	12	1	9	22	1	4	0	2	1	11			
3 Sarah Ashlee Barker	G 30:40	4-8	3-5	0-0	2	1	3	4	1	11	2	0	1	0	0	19			
4 Mikayla Coombs	G 40:00	3-7	0-0	0-0	1	3	4	2	1	6	5	1	2	1	0	10			
23 Que Morrison	G 37:48	1-3	0-0	1-1	1	5	6	3	9	18	6	1	3	0	1	8			
1 Chabe Chapman	05:32	1-2	0-0	0-0	0	0	0	1	0	2	1	1	0	0	0	-7			
22 Malury Bates	05:21	1-3	0-0	0-0	0	2	2	1	0	2	0	0	0	0	0	-4			
0 Zoeha Smith	07:14	1-2	0-0	0-0	0	0	0	0	0	2	1	1	0	0	0	-3			
53 Jillian Hollingshead	03:45	0-0	0-0	0-0	0	0	0	0	0	0	0	0	0	0	0	-6			
Team																			
Totals		26-61	4-8	16-19	11	22	33	19	21	72	16	10	7	4	2	10			

Technical Fouls: NONE

Shooting By Period

1st	2nd	3rd	4th	OT
FG% 6-15 40.0%	5-10 50.0%	1-2 50.0%	5-10 50.0%	
3PT% 2-3 66.7%	1-2 50.0%	0-0 0%	1-1 100.0%	
FT% 3-4 75.0%	9-15 60.0%	4-7 57.1%	6-16 37.5%	
GM FG% 30-63 47.6%	15-31 48.4%	10-16 62.5%		

Dead Ball Rebounds: 0, 1

Missouri - 62

Record: 13-5 (2-3)

NO. Name	Min	FG		3P		FT		Rebounds		Fouls		TP	AS	TO	ST	Blocks		+/-	
		M-A	M-A	M-A	M-A	OR	DR	OR	DR	PF	FF					BS	BA		
43 Hayley Frank	F 37:13	7-15	4-8	0-0	3	4	7	4	1	18	1	1	0	1	0	-9			
1 Lauren Hansen	G 38:01	4-14	2-8	0-0	1	1	2	3	0	10	2	3	0	1	2	-11			
4 Mama Dembele	G 29:12	2-5	0-1	0-0	0	0	0	4	0	4	1	0	2	0	0	-7			
13 Haley Troup	G 32:40	0-3	0-0	3-4	0	3	3	3	4	3	2	4	0	0	0	-9			
33 Ajlha Blackwell	G 34:31	8-14	2-3	9-14	1	12	13	3	11	27	3	0	0	2	0	-9			
32 Jayla Kelly	01:19	0-0	0-0	0-0	0	0	0	1	0	0	2	0	2	0	0	-2			
2 Sara-Rose Smith	17:02	0-1	0-0	0-0	2	3	5	1	2	0	1	2	1	0	0	3			
30 Izzy Higinbottom	08:23	0-0	0-0	0-0	1	0	1	1	0	0	0	1	0	0	0	-9			
40 Micah Linthacum	01:25	0-0	0-0	0-0	0	0	0	1	0	0	0	0	0	0	0	3			
24 Kiya Dorroh	00:14	0-0	0-0	0-0	0	0	0	0	0	0	0	0	0	0	0	0			
Team																			
Totals		21-52	9-20	12-18	10	28	36	21	19	62	10	16	4	2	4	10			

Technical Fouls: NONE

Shooting By Period

1st	2nd	3rd	4th	OT
FG% 11-21 52.4%	11-21 52.4%	11-21 52.4%	11-21 52.4%	
3PT% 1-3 33.3%	1-2 50.0%	0-0 0%	0-0 0%	
FT% 2-2 100%	6-15 40.0%	1-3 33.3%	5-10 50.0%	
GM FG% 21-52 40.4%	15-31 48.4%	10-16 62.5%		

Dead Ball Rebounds: 4, 1

	UGA	MIZ
Biggest lead	14 (1 <sup>st</sup> 0:40)	0 (1 <sup>st</sup> 10:00)
Best Scoring Run	7 (1 <sup>st</sup> 8:39)	7 (2 <sup>nd</sup> 8:38)
Lead Changes	0	0
Times Tied	0	0
Time with Lead	39:47	00:00

	Points from					TOT
	UGA	MIZ	1st	2nd	3rd	
Turnovers	11	4				15
Paint	28	22				50
Second Chance	16	6				22
Fast Breaks	12	8				20
Bench	6	0				6

	Period by Period Scoring					TOT
	1st	2nd	3rd	4th	OT	

# 2021-22 BOX SCORES



Official Basketball Box Score - Final  
**Missouri at Mississippi St.**  
 01/27/22 Humphrey Coliseum, Starkville  
 2021-22 Women's Basketball

Game Time: 5:32 PM  
 Game Duration: 1:47  
 Attendance: 4,426

Officials: Eric Brewton, Carla Fournath, Ashlee Goode

Missouri - 62

Record: 15-6 (4-4)

NO.	Name	Min	FG		3P		FT	Rebounds		Fouls		TP	AS	TO	ST	Blocks		+/-
			M	A	M	A		OR	DR	PF	FF					BS	BA	
0	LaDazhia Williams	F	12:33	3-6	0-0	1-2	1	4	5	1	2	7	1	1	0	0	0	-13
43	Haley Frank	F	37:04	4-8	1-3	2-2	0	1	1	4	1	11	4	2	0	1	0	-13
1	Lauren Hansen	G	17:13	1-5	0-3	0-0	0	2	2	3	0	2	0	0	0	0	0	-17
4	Mama Dembele	G	33:12	2-7	1-4	0-0	0	2	2	1	1	5	1	6	4	0	0	-3
13	Haley Troup	G	33:01	4-7	2-3	3-3	0	1	1	0	2	13	3	4	0	0	0	-11
30	Izzy Higginbottom	F	12:16	0-0	0-0	0-0	0	0	0	0	0	0	2	0	0	0	0	-7
33	Aljha Blackwell	G	32:06	7-15	1-3	2-3	6	10	16	5	2	17	5	4	0	0	0	-12
24	Kiya Dorroh	G	10:43	1-2	1-2	0-0	0	1	1	1	0	3	1	0	1	0	0	-4
2	Sara-Rose Smith	F	11:52	2-3	0-1	0-0	2	3	5	1	0	4	1	1	0	0	0	-5
Team							1	0	1	0	0	0	1	0	0	0	0	
<b>Totals</b>			24:53	6-19	9-10	10	24	34	16	8	62	16	20	8	1	0	-15	

Technical Fouls: NONE

Shooting By Period	
1st FG%	7-12 58.3%
1st 3PT%	2-4 50.0%
2nd FG%	7-13 53.8%
2nd 3PT%	2-3 66.7%
3rd FG%	4-12 33.3%
3rd 3PT%	0-4 0.0%
4th FG%	6-16 37.5%
4th 3PT%	2-8 25.0%
GM FG%	24.53 66.7%
GM 3PT%	6-19 31.6%
FT%	8-10 80.0%

Dead Ball Rebounds: 0, 2

Mississippi St. - 77

Record: 12-7 (3-4)

NO.	Name	Min	FG		3P		FT	Rebounds		Fouls		TP	AS	TO	ST	Blocks		+/-
			M	A	M	A		OR	DR	PF	FF					BS	BA	
25	Dinae Carter	F	34:05	4-7	0-0	0-0	1	4	5	3	2	0	1	2	1	0	1	10
0	Anastasia Hayes	G	36:48	6-11	3-4	9-11	0	5	5	0	9	24	5	3	1	0	0	12
1	Myah Taylor	G	38:29	2-9	0-3	0-2	0	2	2	0	2	4	8	1	6	0	0	19
2	Jerkala Jordan	G	28:57	2-5	1-2	0-0	1	3	4	2	5	2	1	1	0	0	0	8
23	Caterion Thompson	G	40:00	11-15	7-12	0-0	0	1	1	1	27	1	1	1	3	0	0	15
10	Ashlyn Hayes	F	12:34	3-5	3-5	0-0	0	3	3	0	0	9	0	1	0	0	0	3
22	Charlotte Kohl	F	05:55	0-0	0-0	0-0	0	1	1	0	0	0	0	0	0	0	0	5
24	Ashley Jones	F	03:12	0-1	0-1	0-0	0	0	0	0	0	0	1	0	0	0	0	3
Team							0	1	1	0	0	0	0	0	0	0	0	
<b>Totals</b>			27:53	14-27	9-13	2	20	22	8	16	77	18	10	12	0	1	15	

Technical Fouls: NONE

Shooting By Period	
1st FG%	9-14 64.3%
1st 3PT%	6-10 60.0%
2nd FG%	7-13 53.8%
2nd 3PT%	4-6 66.7%
3rd FG%	7-14 50.0%
3rd 3PT%	2-5 40.0%
4th FG%	4-12 33.3%
4th 3PT%	2-6 33.3%
GM FG%	27.53 59.9%
GM 3PT%	14-27 51.9%
FT%	9-13 69.2%

Dead Ball Rebounds: 2, 1

Biggest lead	MIZ		MSU	
	3 (1st 8:01)	19 (3rd 5:04)	8	24
Best Scoring Run	8 (1st 0:08)		11 (3rd 5:04)	
Lead Changes	2		2	
Times Tied	0		2	
Time with Lead	02:02	36:26	24	9

Points from Turnovers	MIZ		MSU	
	8	24	32	26
Paint	13		2	
Second Chance	8		13	
Fast Breaks	0		13	
Bench	24		9	

Period by Period Scoring	MIZ				MSU					
	1st	2nd	3rd	4th	TOT	1st	2nd	3rd	4th	TOT
	19	17	10	16	62	24	22	17	14	77



Official Basketball Box Score - Final  
**Missouri at Alabama**  
 01/30/22 Coleman Coliseum, Tuscaloosa  
 2021-22 Women's Basketball

Game Time: 5:00 PM  
 Game Duration: 2:00  
 Attendance: 2,103

Officials: Beverly Roberts, Meadow Overstreet, Christopher Saucedo

Missouri - 77

Record: 16-6 (5-4)

NO.	Name	Min	FG		3P		FT	Rebounds		Fouls		TP	AS	TO	ST	Blocks		+/-
			M	A	M	A		OR	DR	PF	FF					BS	BA	
43	Haley Frank	F	31:36	3-7	0-3	2-2	0	3	3	0	4	8	1	0	0	0	0	11
1	Lauren Hansen	G	29:36	7-13	3-7	0-0	1	3	4	1	0	17	3	0	1	0	1	15
4	Mama Dembele	G	27:08	1-1	1-1	0-0	0	0	0	3	1	3	6	2	0	0	0	14
13	Haley Troup	G	32:46	2-3	2-3	2-2	0	3	3	2	3	8	3	4	2	0	0	14
33	Aljha Blackwell	G	28:23	5-9	3-4	3-4	3	8	11	4	2	16	3	3	1	0	0	16
00	LaDazhia Williams	F	23:00	7-7	0-0	4-4	2	4	6	1	5	18	0	1	1	3	0	19
2	Kiya Dorroh	G	09:16	0-2	0-0	0-0	0	0	0	0	0	0	0	0	0	0	0	7
32	Jayla Kelly	G	04:54	2-4	0-1	0-2	0	0	0	4	2	1	4	0	0	0	0	-1
2	Sara-Rose Smith	F	06:01	0-0	0-0	1-2	0	0	0	0	0	1	1	0	0	0	0	-5
20	Sarah Linthacum	G	04:04	0-0	0-0	0-0	0	0	0	0	0	0	0	0	0	0	0	-5
40	Micha Linthacum	G	02:16	0-0	0-0	0-0	0	0	0	0	0	0	0	0	0	0	0	-3
25	Skylah Travis	F	01:00	1-1	0-0	0-0	0	0	1	1	0	2	0	0	0	0	0	-2
Team							1	1	2	0	0	0	0	0	0	0	0	
<b>Totals</b>			28:47	9-19	12-16	7	23	30	15	17	77	17	11	6	4	2	16	

Technical Fouls: NONE

Dead Ball Rebounds: 3, 0

Alabama - 61

Record: 11-9 (2-7)

NO.	Name	Min	FG		3P		FT	Rebounds		Fouls		TP	AS	TO	ST	Blocks		+/-
			M	A	M	A		OR	DR	PF	FF					BS	BA	
31	Jada Rice	C	27:13	4-6	0-0	4-4	2	1	3	4	3	12	1	2	2	2	0	1
1	Megan Abrams	G	37:40	6-15	2-6	0-0	1	2	0	1	0	14	1	2	1	0	0	-18
1	Meghan Mingo-Young	G	29:40	5-11	1-3	4-5	1	2	3	4	15	2	1	2	0	0	0	-17
5	Hannah Barber	G	38:02	5-13	2-5	0-0	1	3	4	2	12	2	3	1	0	0	0	-12
23	Brittany Davis	G	31:24	1-7	0-2	1-2	3	2	5	1	3	3	2	1	0	0	0	-20
33	Khyia Wade-Warren	F	05:16	0-0	0-0	0-0	0	0	0	0	0	0	0	0	0	0	0	-13
15	Myra Gordon	F	12:44	1-2	0-0	1-1	0	1	0	1	0	2	1	0	1	0	0	3
32	Nia Daniel	F	10:30	0-2	0-1	0-0	1	1	2	2	0	0	0	0	0	0	0	-2
12	Allie Craig Cruce	F	05:32	1-1	1-1	0-0	1	0	1	4	1	3	0	0	0	0	0	-1
45	Taylor Cullinan	F	01:59	0-0	0-0	0-0	0	0	0	0	0	0	0	0	0	0	0	-3
Team							2	3	5	0	0	0	0	0	0	0	0	
<b>Totals</b>			23:57	6-18	9-11	13	13	26	17	15	61	9	11	7	2	4	-16	

Technical Fouls: NONE

Dead Ball Rebounds: 0, 0

Biggest lead	MIZ		UA	
	23 (4th 4:39)	3 (1st 9:32)	17	13
Best Scoring Run	11 (4th 7:48)		7 (3rd 6:17)	
Lead Changes	1		6	
Times Tied	0		4	
Time with Lead	38:04	01:28	25	5

Points from Turnovers	MIZ		UA	
	17	13	32	32
Paint	13		2	
Second Chance	6		15	
Fast Breaks	4		3	
Bench	16		17	

Period by Period Scoring	MIZ				UA					
	1st	2nd	3rd	4th	TOT	1st	2nd	3rd	4th	TOT
	16	13	15	17	61	12	11	7	14	46



Official Basketball Box Score - Final  
**Ole Miss at Missouri**  
 02/03/22 Mizou Arena, Columbia, Mo.  
 Mizou vs. #25 Ole Miss

Game Time: 4:00 PM  
 Game Duration: 1:48  
 Attendance: 2,710

Officials: Gina Cross, Roy Gubayan, Brian Hall

Ole Miss - 61

# 2021-22 BOX SCORES



Official Basketball Box Score - Final  
**Arkansas at Missouri**  
 02/13/22 Mizou Arena, Columbia, Mo.  
 Mizou vs. Arkansas

Game Time: 2:00 PM  
 Game Duration: 2:01  
 Attendance: 3,650

Officials: Brian Garland, Karen Preato, Kevin Pethel

Arkansas - 88

Record: 16-8 (6-5)

NO. Name	G	Min	FG		3P		FT		Rebounds		Fouls		TP	AS	TO	Blocks		+/-
			M-A	M-A	M-A	M-A	OR	DR	PF	FF	TS	ST				BS	BA	
2 Samara Spencer	G	36:36	9-21	1-7	3-4	0	7	1	4	22	4	6	1	1	0	1	0	17
11 Rylee Langerman	G	27:07	1-5	0-1	2-2	2	1	3	4	2	4	0	1	0	0	1	14	
13 Sasha Golphort	G	38:57	7-14	2-2	2-4	3	1	4	4	3	18	1	1	0	3	0	16	
23 Amber Ramirez	G	40:00	8-15	4-8	5-6	1	8	9	2	5	25	0	1	0	0	0	17	
24 Jersey Wolfenbarger	G	30:24	5-10	0-0	2-3	3	8	11	3	3	12	1	3	2	1	0	23	
3 Elauna Eaton	G	15:23	1-1	1-1	0-0	0	0	0	1	0	3	0	1	0	0	0	4	
55 Ermie Ellis	G	11:33	2-4	0-1	0-1	3	5	8	1	3	4	0	0	0	0	0	-6	
Team						2	5	7			0							
<b>Totals</b>			33-70	8-20	14-20	14	35	49	16	20	88	6	13	7	5	1	17	

Technical Fouls: NONE

Shooting By Period	
1st FG%	5-21 23.8%
2nd FG%	3-4 75%
3rd FG%	8-15 53.3%
3PT%	2-6 33.3%
FT%	1-2 50%
4th FG%	12-21 57.1%
3PT%	1-3 33.3%
FT%	3-5 60%
4th FG%	8-13 61.5%
3PT%	3-4 75.0%
FT%	7-9 77.8%
GM FG%	33-70 47.1%
3PT%	8-20 40.0%
FT%	14-20 70.0%

Dead Ball Rebounds: 1-0

Missouri - 71

Record: 16-9 (5-7)

NO. Name	G	Min	FG		3P		FT		Rebounds		Fouls		TP	AS	TO	Blocks		+/-
			M-A	M-A	M-A	M-A	OR	DR	PF	FF	TS	ST				BS	BA	
43 Hayley Frank	F	34:09	6-15	5-11	4-4	2	7	9	4	2	21	3	2	2	1	0	-16	
1 Lauren Hansen	G	26:50	3-8	1-5	0-0	0	3	3	5	0	7	1	0	1	0	0	-25	
4 Mama Dembele	G	36:47	7-12	1-2	2-4	0	0	0	4	3	17	2	3	2	0	2	-18	
13 Haley Troup	G	25:33	2-6	1-4	0-0	1	1	2	0	5	3	2	0	0	0	0	-8	
33 Alpha Blackwell	G	31:55	2-9	0-3	3-6	2	10	12	2	6	7	3	5	1	0	2	-6	
0 LaDazia Williams	G	22:15	5-10	0-0	1-2	1	4	5	0	11	1	1	1	1	0	0	-8	
24 Kiya Dorroh	G	08:18	0-1	0-1	0-0	1	0	1	2	0	0	0	0	0	0	0	-2	
30 Izzy Higginbottom	G	13:38	1-6	1-4	0-0	1	1	2	1	0	3	2	1	0	0	0	-5	
2 Sara-Rose Smith	G	00:35	0-0	0-0	0-0	0	0	0	0	0	0	0	0	0	0	0	3	
Team						3	1	4			0							
<b>Totals</b>			26-67	9-30	10-16	10	27	37	20	16	71	15	14	7	1	5	-17	

Technical Fouls: NONE

Shooting By Period	
1st FG%	8-16 44.4%
3PT%	2-8 25.0%
FT%	0-1 0%
2nd FG%	8-18 44.4%
3PT%	4-9 44.4%
FT%	3-3 100%
3rd FG%	6-16 37.5%
3PT%	0-4 0.0%
FT%	5-8 62.5%
4th FG%	4-15 26.7%
3PT%	3-9 33.3%
FT%	2-4 50%
GM FG%	26-67 38.8%
3PT%	9-30 30.0%
FT%	10-16 62.5%

Dead Ball Rebounds: 2-1

Biggest lead	ARK		MIZ	
	19 (4 <sup>th</sup> 3:33)	11 (3 <sup>rd</sup> 8:09)	12	10
Best Scoring Run	14 (4 <sup>th</sup> 3:33)	7 (3 <sup>rd</sup> 9:14)	42	32
Lead Changes	7	7	15	10
Times Tied	4	10	9	9
Time with Lead	11:36	26:21	7	14

Points from Turnovers	ARK		MIZ	
	12	10	12	10
Paint	42	32	15	10
Second Chance	15	10	9	9
Fast Breaks	10	9	7	14
Bench	7	14	18	23

Period by Period Scoring	ARK				MIZ					
	1st	2nd	3rd	4th	TOT	1st	2nd	3rd	4th	TOT
	15	19	28	26	88	18	23	17	13	71



Official Basketball Box Score - Final  
**Missouri at Georgia**  
 02/17/22 Stageman Coliseum, Athens  
 2021-22 Women's Basketball

Game Time: 7:00 PM  
 Game Duration: 1:52  
 Attendance: 2,295

Officials: Felicia Grinter, Joseph Vaszly, Bryan Entering

Missouri - 49

Record: 16-10 (5-8)

NO. Name	G	Min	FG		3P		FT		Rebounds		Fouls		TP	AS	TO	Blocks		+/-
			M-A	M-A	M-A	M-A	OR	DR	PF	FF	TS	ST				BS	BA	
00 LaDazia Williams	F	17:34	5-11	0-0	0-0	2	2	4	1	0	10	1	2	0	0	1	-21	
43 Hayley Frank	F	28:53	2-8	2-6	4-4	1	2	3	1	2	10	1	0	2	1	0	-17	
1 Lauren Hansen	G	19:38	0-7	0-4	0-0	0	0	0	2	0	0	0	0	0	0	0	-17	
4 Mama Dembele	G	23:34	0-3	0-1	0-0	0	3	3	2	1	0	2	3	0	0	0	-23	
13 Haley Troup	G	30:13	3-6	0-2	1-2	0	0	0	2	2	7	0	1	1	0	0	-14	
30 Izzy Higginbottom	G	22:59	2-7	1-2	2-2	2	2	4	1	2	7	0	1	0	0	0	-18	
32 Jayla Kelly	G	19:14	5-9	0-0	0-0	2	3	5	1	2	10	0	2	3	2	1	-4	
24 Kiya Dorroh	G	09:37	1-1	0-0	0-0	1	1	2	4	1	2	0	0	0	0	0	-8	
2 Sara-Rose Smith	G	17:06	0-1	0-0	1-2	1	3	4	0	2	1	4	2	0	0	0	-9	
20 Sarah Linthacum	G	03:37	0-0	0-0	0-0	0	1	1	0	0	0	0	0	0	0	0	0	
25 Skylah Travis	G	03:12	0-0	0-0	0-0	0	0	0	0	1	0	0	0	0	0	0	0	
40 Micah Linthacum	G	02:34	1-1	0-0	0-0	0	1	1	0	0	2	0	0	0	0	0	0	
Team						1	1	2			0							
<b>Totals</b>			19-54	3-15	8-12	10	19	29	15	12	49	8	16	6	3	6	-25	

Technical Fouls: NONE

Shooting By Period	
1st FG%	3-13 23.1%
3PT%	1-2 50.0%
FT%	3-4 75%
2nd FG%	5-14 35.7%
3PT%	1-5 20.0%
FT%	2-3 66.7%
3rd FG%	8-17 47.1%
3PT%	1-2 50%
FT%	1-2 50%
4th FG%	3-10 30.0%
3PT%	0-1 0%
FT%	2-3 66.7%
GM FG%	19-54 35.2%
3PT%	3-15 20.0%
FT%	8-12 66.7%

Dead Ball Rebounds: 1-0

Georgia - 74

Record: 18-7 (7-6)

NO. Name	G	Min	FG		3P		FT		Rebounds		Fouls		TP	AS	TO	Blocks		+/-
			M-A	M-A	M-A	M-A	OR	DR	PF	FF	TS	ST				BS	BA	
35 Jayvn Nicholson	F	17:37	3-6	0-0	0-0	2	1	3	0	1	6	1	0	0	0	0	14	
14 Jarrna Stalls	C	28:11	11-16	0-0	0-0	3	6	9	1	1	22	3	0	0	1	1	13	
3 Sarah Ashlee Barker	G	22:17	3-7	1-3	0-0	1	3	4	2	3	7	2	0	0	0	0	20	
4 McKayla Coombs	G	24:34	2-4	0-0	0-0	1	2	0	0	1	2	0	4	2	3	0	0	-17
23 Que Morrison	G	31:26	5-15	1-3	1-1	1	3	4	1	2	12	4	2	2	0	1	21	
20 Jordan Isaacs	G	15:38	0-1	0-0	4-4	3	6	9	2	4	4	2	1	0	0	0	16	
21 Reigan Richardson	G	11:28	4-5	1-2	2-2	1	0	1	2	1	11	1	0	0	0	0	9	
1 Chloe Chapman	G	13:55	0-2	0-0	0-0	2	2	1	0	0	3	0	0	0	0	0	12	
22 Malury Bates	G	16:00	4-6	0-0	0-2	1	2	3	1	1	8	0	0	1	5	0	7	
0 Zoehsa Smith	G	06:15	0-1	0-0	0-0	0	0	0	0	0	0	0	1	0	0	0	-4	
13 Triyaya Hylton	G	07:31	0-0	0-0	0-0	0	1	1	0	0	0	0	1	1	0	0	4	
24 Kimora Jenkins	G	02:34	0-1	0-0	0-0	0	0	0	0	1	0	0	0	0	0	0	-2	
31 Alina Sendar	G	02:24	0-0	0-0	0-0	0	0	0	0	1	0	0	0	1	0	0	-2	
Team						1	2	3			0							
<b>Totals</b>			32-64	3-8	7-9	14	27	41	12	15	74	18	11	5	6	3	25	

Technical Fouls: NONE

Shooting By Period	
1st FG%	6-16 37.5%
3PT%	2-3 66.7%
FT%	2-2 100%
2nd FG%	9-14 64.3%
3PT%	0-1 0.0%
FT%	0-0 0%
3rd FG%	10-19 52.6%
3PT%	1-3 33.3%
FT%	5-7 71.4%
4th FG%	7-15 46.7%
3PT%	0-1 0.0%
FT%	0-0 0%
GM FG%	32-64 50.0%

# 2021-22 BOX SCORES



Official Basketball Box Score - Final  
**Missouri at Florida**  
 02/27/22 Exactech Arena at Stephen C. O'Connell Center, Gainesville, Fla.  
 2021-22 Women's Basketball

Game Time: 12:00 PM  
 Game Duration: 2:06  
 Attendance: 2,119

Officials: Karen Presto, Douglas Knight, Iy Seales

Missouri - 78

Record: 18-11 (7-9)

NO. Name	Min	FG		3P		FT		Rebounds		Fouls		TP	AS	TO	ST	Blocks		+/-
		M-A	M-A	M-A	M-A	OR	DR	FF	FD	BS	BA							
00 LaDazhia Williams	F 28:18	4-11	0-0	1-2	0	6	6	4	2	9	0	1	0	1	0	2	1	0
43 Hayley Frank	F 33:02	8-11	5-6	5-5	2	8	10	5	4	26	2	3	0	0	0	1	9	0
1 Lauren Hansen	G 35:50	5-13	1-4	1-2	1	4	5	1	4	12	3	2	0	0	0	0	1	5
4 Mama Dembele	G 35:59	2-7	0-2	9-10	1	1	2	4	6	13	3	2	2	2	0	2	2	2
13 Haley Troup	G 24:02	1-3	0-1	1-2	0	1	1	2	3	1	5	1	1	0	0	0	0	0
30 Izzy Higginbottom	24:58	3-5	1-2	8-8	0	2	2	2	5	15	3	2	1	0	0	0	6	6
32 Jayla Kelly	02:47	0-2	0-0	0-0	0	2	2	1	0	0	1	0	0	0	0	0	0	0
2 Sara-Rose Smith	15:04	0-0	0-0	0-0	0	1	5	6	1	0	0	0	0	0	0	0	0	3
Team					3	4	7			0	1							
<b>Totals</b>		23-52	7-15	25-29	8	33	41	20	23	78	13	16	4	2	4	5		

Technical Fouls: NONE

Shooting By Period	
1st FG%	4-11 26.6%
3PT%	1-5 20.0%
FT%	1-2 50%
2nd FG%	7-13 53.8%
3PT%	3-4 75.0%
FT%	2-2 100%
3rd FG%	7-11 63.6%
3PT%	2-3 66.7%
FT%	9-9 100%
4th FG%	5-11 45.5%
3PT%	1-3 33.3%
FT%	14-17 82.4%
GM FG%	23-52 44.2%
3PT%	7-15 46.7%
FT%	25-29 86.2%

Dead Ball Rebounds: 2.0

Florida - 73

Record: 20-9 (10-6)

NO. Name	Min	FG		3P		FT		Rebounds		Fouls		TP	AS	TO	ST	Blocks		+/-
		M-A	M-A	M-A	M-A	OR	DR	FF	FD	BS	BA							
11 Emanuely de Oliveira	F 24:42	3-3	2-2	3-3	2	3	5	1	2	11	1	3	1	0	0	0	3	
1 Kiara Smith	G 38:47	5-17	0-2	5-9	1	5	6	3	6	15	6	4	2	0	1	4		
4 Zipporah Broughton	G 29:12	3-11	1-5	0-0	0	1	1	5	1	7	0	0	0	2	1	4		
14 Kristina Moore	G 16:10	3-5	3-5	0-0	0	1	1	3	2	9	1	2	3	1	0	1		
15 Nina Rickards	G 18:07	1-4	1-2	0-0	1	4	5	0	3	0	1	0	0	0	0	2		
25 Faith Dut	06:01	0-1	0-0	0-0	0	1	1	0	0	0	0	2	0	0	0	0	0	
5 Alberta Rimdal	16:18	0-2	0-2	1-1	0	1	1	1	1	1	1	0	0	0	0	0	0	
00 Talyah Wyche	08:06	0-1	0-0	0-0	0	0	0	0	1	0	0	1	0	0	0	0	0	
12 Jordyn Merritt	24:40	7-17	3-7	6-6	3	4	7	2	6	23	0	0	2	1	0	1		
13 Floor Toonders	08:16	1-1	0-0	0-0	0	1	1	0	2	0	0	0	0	0	0	0	0	
20 Jariah Warren	09:41	1-3	0-1	0-0	0	0	0	0	2	1	0	2	0	0	0	5		
Team					3	2	5			0	0							
<b>Totals</b>		24-65	10-26	15-19	10	23	33	23	20	73	10	13	10	4	2	5		

Technical Fouls: NONE

Shooting By Period	
1st FG%	4-11 26.6%
3PT%	2-4 50.0%
FT%	2-2 100%
2nd FG%	4-13 30.8%
3PT%	2-6 33.3%
FT%	0-2 0%
3rd FG%	6-16 37.5%
3PT%	5-9 55.6%
FT%	6-6 100%
4th FG%	10-22 45.5%
3PT%	1-7 14.3%
FT%	7-8 87.5%
GM FG%	24-65 36.9%
3PT%	10-26 38.5%
FT%	15-19 78.9%

Dead Ball Rebounds: 2.0

MIS		FLA		Points from		MIS		FLA		Period by Period Scoring	
Biggest lead	13 (4 <sup>th</sup> 7:38)	Turnovers	17	1st	10	2nd	19	3rd	24	4th	25
Best Scoring Run	11 (2 <sup>nd</sup> 6:33)	Paint	32	OT	78	MIS		FLA			
Lead Changes	3	Second Chance	8	MIS		FLA					
Times Tied	3	Fast Breaks	16	MIS		FLA					
Time with Lead	22:12	Bench	15	MIS		FLA					
	12:55		28	MIS		FLA					
				MIS		FLA					



Official Basketball Box Score - Final  
**Missouri at Arkansas**  
 03/03/22 Bridgestone Arena, Nashville  
 2021-22 Women's Basketball

Game Time: 1:00 PM  
 Game Duration: 2:06  
 Attendance: 6,446

Officials: Dee Karner, Billy Smith, Karen Presto

Missouri - 52

Record: 18-12

NO. Name	Min	FG		3P		FT		Rebounds		Fouls		TP	AS	TO	ST	Blocks		+/-
		M-A	M-A	M-A	M-A	OR	DR	FF	FD	BS	BA							
00 LaDazhia Williams	F 33:30	6-11	0-0	2-2	0	13	13	3	4	14	1	2	0	2	0	0	10	
43 Hayley Frank	F 40:06	2-8	1-3	0-0	0	1	12	13	3	4	5	3	2	1	1	3	-5	
1 Lauren Hansen	G 34:12	1-8	1-3	2-2	0	3	3	4	2	5	1	4	1	0	2	2	2	
4 Mama Dembele	G 37:08	1-10	0-2	0-0	1	0	1	3	0	2	2	1	0	0	0	1	-9	
13 Haley Troup	G 42:39	6-19	3-7	2-2	2	4	6	5	2	21	3	1	0	0	1	1	7	
30 Izzy Higginbottom	20:28	0-3	0-1	0-0	0	1	1	3	0	0	1	1	0	0	0	0	1	
32 Jayla Kelly	03:28	0-0	0-0	0-0	0	1	1	1	0	0	0	0	0	0	0	0	3	
2 Sara-Rose Smith	02:49	0-3	0-1	0-0	0	1	0	1	0	0	0	0	0	0	0	1	-2	
33 Ajha Blackwell	10:40	2-5	0-2	1-2	2	6	8	0	1	5	0	1	0	0	1	0	-6	
Team					0	0	0			0	2							
<b>Totals</b>		20-67	5-19	7-8	7	40	47	22	13	52	11	14	2	3	10	9		

Technical Fouls: Hansen 1<sup>st</sup>OT 4:01

Shooting By Period	
1st FG%	3-12 25.0%
3PT%	2-4 50.0%
FT%	2-2 100%
2nd FG%	6-15 40.0%
3PT%	1-5 20.0%
FT%	0-0 0%
3rd FG%	4-17 23.5%
3PT%	0-2 0.0%
FT%	1-2 50%
4th FG%	5-14 35.7%
3PT%	2-5 40.0%
FT%	4-4 100%
OT FG%	2-9 22.2%
3PT%	0-3 0.0%
FT%	0-0 0%
GM FG%	20-67 29.9%
3PT%	5-19 26.3%
FT%	7-8 87.5%

Dead Ball Rebounds: 3.2

Arkansas - 61

Record: 18-12

NO. Name	Min	FG		3P		FT		Rebounds		Fouls		TP	AS	TO	ST	Blocks		+/-
		M-A	M-A	M-A	M-A	OR	DR	FF	FD	BS	BA							
2 Samara Spencer	G 32:55	4-16	1-5	2-3	0	2	2	2	3	11	2	2	2	2	0	0	11	
13 Sasha Golorth	G 45:00	3-10	3-6	2-4	0	4	4	1	3	11	1	1	0	5	0	9		
23 Amber Ramirez	G 45:00	6-15	3-3	2-2	0	7	7	1	2	17	1	1	0	0	2	9		
24 Jersey Wolfenbarger	G 28:54	1-3	0-1	3-4	2	7	9	4	2	5	3	1	3	2	0	7		
43 Makayla Daniels	G 43:25	3-17	1-4	6-8	3	11	14	3	9	13	5	1	1	1	1	12		
4 Eryn Barnum	16:06	1-3	0-1	2-4	2	1	3	2	4	0	1	0	0	0	0	0	5	
11 Rylee Langerman	13:40	0-2	0-2	0-0	1	3	2	0	0	1	1	0	2	0	0	0	-2	
Team					3	2	5			0	0							
<b>Totals</b>		18-66	8-22	17-25	11	37	48	14	21	61	13	8	6	10	3	9		

Technical Fouls: Spencer 1<sup>st</sup>OT 4:01

Shooting By Period	
1st FG%	3-17 17.6%
3PT%	1-6 16.7%
FT%	1-2 50%
2nd FG%	3-15 20.0%
3PT%	1-6 16.7%
FT%	2-4 50%
3rd FG%	6-16 37.5%
3PT%	3-5 60.0%
FT%	0-0 0%
4th FG%	4-14 28.6%
3PT%	2-4 50.0%
FT%	6-8 75%
OT FG%	2-4 50.0%
3PT%	1-1 100%
FT%	8-11 72.7%
GM FG%	18-66 27.3%
3PT%	8-22 36.4%
FT%	17-25 68.0%

Dead Ball Rebounds: 3.1

MIS		ARK		Points from		MIS		ARK		Period by Period Scoring	
Biggest lead	9 (2 <sup>nd</sup> 6:33)	Turnovers	4	1st	10	2nd	13	3rd	16	4th	13
Best Scoring Run	7 (2 <sup>nd</sup> 6:33)	Paint	22	OT	9	MIS		ARK			
Lead Changes	8	Second Chance	4	MIS		ARK					
Times Tied	7	Fast Breaks	0	MIS		ARK					
Time with Lead	26:03	Bench	5	MIS		ARK					
	12:56		4	MIS		ARK					
				MIS		ARK					



Official Basketball Box Score - Final  
**Drake at Missouri**  
 03/17/22 Mizou Arena, Columbia  
 2021-22 Women's Basketball

Game Time: 8:00 PM  
 Game Duration: 2:03  
 Attendance: 3,143

Officials: Doug Knight, Missy

# TEAM SINGLE-GAME RECORDS

**Points Scored in a Half:** 65 vs. Bradley (12/8/13)  
**Fewest Points Scored in a Half:** 11 at Arkansas (2/17/13)  
**Points by Opponent in a Half:** 66 vs. Texas (3/14/86)  
**Fewest Points by Opponent in a Half:** 7 vs. Saint Louis (2/12/78)  
**Points Scored:** 126 vs. Bradley (12/8/13)  
**Points Scored on Home Court:** 126 vs. Bradley (12/8/13)  
**Points Scored on Opponent's Court:** 119 at Bethany College (1/3/77)  
**Points Scored on a Neutral Court:** 103 vs. Oregon State at Plainview, Texas (11/24/84)  
**Points Scored in a Losing Effort:** 111 vs. Kansas [3 OTs] (1/29/83)  
**Points Scored by Opponent:** 118, twice, USC (12/27/85) and Kansas [3 OTs] (1/29/83)  
**Points Scored by Both Teams:** 229 vs. Kansas [111/118 (3 OTs); (1/29/83)]  
**Fewest Points Scored:** 33, 4 times, last vs. Princeton (12/18/19)  
**Fewest Points by Opponent:** 21 by Bethany College (1/3/77)  
**Fewest Points (Both Teams):** 63 vs. Columbia College [47-16] (11/22/74)  
**Biggest Victory Margin:** 98 [119-21] vs. Bethany College (1/3/77)  
**Worst Margin of Defeat:** 50 [118-68] vs. USC (12/27/85)  
**Field Goals Made:** 58 vs. Cleveland State (11/17/85)  
**Field Goals Attempted:** 102 vs. BYU (12/14/85)  
**Field Goal Percentage:** .725 [50-of-69] vs. Oklahoma (1/22/83)  
**3-Point Field Goals Made:** 18 vs. Auburn (1/6/13), 18 vs. Bradley (12/8/13), 18, vs. Florida (2/21/21)  
**3-Point Field Goals Attempted:** 40 vs. Lamar (12/20/15)  
**3-Point Field Goal Percentage (min. 10 att.):** .700, 7-of-10, at Northern Iowa (12/11/02)  
**Free Throws Made:** 38 vs. Jackson State (12/28/94)  
**Free Throws Attempted:** 52 vs. Jackson State (12/28/94)  
**Free Throw Percentage (min. 10 made):** 1.000 (3 times), 21-of-21 vs. Oklahoma (1/28/04), 10-of-10 vs. UNF (11/20/11), 13-of-13 at Alabama (3/1/20)  
**Rebounds:** 68 vs. Chicago State (12/13/91)  
**Blocked Shots:** 14 vs. Iowa State (1983-84) and vs. Eastern Illinois (12/7/11)  
**Assists:** 41 vs. Cleveland State (11/17/84)  
**Steals:** 30 vs. Missouri S&T (11/22/96)  
**Personal Fouls:** 38 vs. Kansas (1/29/83)

# TEAM SEASON RECORDS

**Games Played:** 40 (1976-77)

**Wins:** 26 (1977-78)

**Losses:** 22 (2019-20)

**Fewest Wins:** 9, twice (1974-75, 2019-20)

**Fewest Losses:** 6 (3x) (1977-78, 1982-83, 1983-84)

**Longest Winning Streak:** 13, (3x) (Jan. 30 - March 9, 1985); (Nov. 13 - Dec. 29, 2015); (Nov. 11-Dec. 31, 2017)

**Longest Losing Streak:** 13 (Jan. 4 - Feb. 14, 2012)

**Longest Home Court Winning Streak:** 21 (12/17/81 --11/30/83)

**Longest Home Court Losing Streak:** 7 (1/7/12 -- 2/14/12)

**Best Winning Percentage:** .813 [26-6] (1977-78)

**Worst Winning Percentage:** .290 [9-22] (2019-20)

**Highest National Ranking:** No. 7 (*Associated Press*), Feb. 16, 1984

**Points Scored:** 3,118 (1976-77)

**Scoring Average:** 89.1 (1983-84)

**Field Goals Made:** 1,260 (1976-77)

**Field Goals Attempted:** 2,853 (1976-77)

**Field Goal Percentage:** .529 [1,155-of-2,185] (1983-84)

**3-Point Field Goals Made:** 292, twice (2013-14, 2018-19)

**3-Point Field Goals Attempted:** 811 (2018-19)

**3-Point Field Goal Percentage:** .384 (2021-22)

**Free Throws Made:** 591 (1976-77)

**Free Throws Attempted:** 874 (1976-77)

**Free Throw Percentage:** .802 [463-of-577], (2016-17)

**Rebounds:** 1,519 (1976-77)

**Blocked Shots:** 191 (2003-04)

**Assists:** 585 (1983-84)

**Steals:** 385 (1983-84)

**Personal Fouls:** 818 (1976-77)

# TEAM SINGLE-SEASON RECORDS

## GAMES PLAYED

1.	40	1976-77
2.	35	2018-19
3.	33	2016-17
	33	2014-15
	33	1981-82
	33	1980-81
	33	1978-79
8.	32	2017-18
	32	2015-16
	32	2012-13
	32	2000-01
	32	1985-86
	32	1977-78

## MOST GAMES WON

1.	28	1976-77
2.	26	1977-78
3.	25	1983-84
	25	1982-83
5.	24	2018-19
	24	2017-18
	24	1981-82
8.	22	2016-17
	22	2015-16
	22	2000-01
	22	1984-85

## FEWEST GAMES WON

1.	9	1974-75
	9	2019-20
	9	2020-21
4.	10	2007-08
	10	1990-91
	10	1975-76
7.	11	2004-05
	11	1997-98
9.	12	2009-10
	12	1993-94

## MOST GAMES LOST

1.	22	2019-20
2.	21	2007-08
3.	20	1996-97
4.	18	2011-12
	18	2010-11
	18	2009-10
	18	2004-05
	18	1993-94
	18	1990-91
10.	17	2008-09

## FEWEST GAMES LOST

1.	6	1983-84
	6	1982-83
	6	1977-78
4.	8	2017-18
	8	1992-93
	8	1989-90
	8	1974-75
8.	9	1986-87
	9	1984-85
	9	1981-82
	9	1975-76

## BEST WINNING PERCENTAGE

1.	.813	[26-6]1977-78
2.	.806	[25-6]1983-84
	.806	[25-6]1982-83
4.	.750	[24-8]2017-18
5.	.727	[24-9]1981-82
6.	.714	[20-8]1989-90
7.	.710	[22-9]1984-85
8.	.704	[19-8]1992-93
	.700	[28-12]1976-77
10.	.688	[22-10]2015-16

## WORST WINNING PERCENTAGE

1.	.290	[9-22]2019-20
2.	.323	[10-21]2007-08
3.	.333	[10-20]1996-97
4.	.357	[10-18]1990-91
5.	.379	[11-18]2004-05
6.	.400	[12-18]2009-10
	.400	[12-18]1993-94
8.	.407	[11-16]1997-98
9.	.409	[9-13]2020-21
10.	.419	[13-18]2011-12
	.419	[13-18]2010-11

## POINTS SCORED

1.	3,112	1976-77
2.	2,761	1983-84
3.	2,635	1984-85
4.	2,577	1977-78
5.	2,561	1979-80
6.	2,429	1985-86
7.	2,427	2000-01
8.	2,407	1981-82
9.	2,380	1982-83
10.	2,343	1986-87

## SCORING AVERAGE

1.	89.1	1983-84
2.	85.0	1984-85
3.	80.8	1986-87
4.	80.5	1977-78
5.	79.3	1982-83
6.	78.8	1987-88
7.	77.8	1976-77
8.	77.6	1979-80
9.	76.4	1988-89
	76.4	1978-79

## FIELD GOALS MADE

1.	1,260	1976-77
2.	1,155	1983-84
3.	1,072	1979-80
4.	1,058	1984-85
5.	1,046	1977-78
6.	975	1981-82
7.	970	1982-83
8.	965	1980-91
9.	968	1985-86
10.	950	1986-87

## FIELD GOALS ATTEMPTED

1.	2,853	1976-77
2.	2,347	1977-78
3.	2,292	1979-80
4.	2,226	1978-79
5.	2,185	1983-84
6.	2,174	1981-82
7.	2,147	1980-81
8.	2,131	2000-01
9.	2,121	1984-85
10.	2,067	1985-86

## FIELD GOAL PERCENTAGE

1.	.529	1983-84
2.	.504	1982-83
3.	.499	1984-85
4.	.491	1986-87
5.	.480	2020-21
6.	.472	1987-88
7.	.468	1979-80
	.468	1985-86
9.	.465	1995-96
10.	.464	1989-90

## 3-POINT FG MADE

1.	292	2018-19
	292	2013-14
3.	263	2012-13
4.	249	2021-22
	249	2014-15
5.	248	2017-18
6.	235	2019-20
7.	234	2016-17
8.	223	2015-16
9.	214	2011-12

## 3-POINT FG ATTEMPTED

1.	811	2018-19
2.	782	2013-14
3.	781	2012-13
4.	762	2014-15
5.	692	2019-20
6.	691	2015-16
7.	667	2017-18
8.	667	2016-17
9.	648	2021-22
10.	628	2011-12

## 3-POINT PERCENTAGE

1.	.384	2021-22
2.	.382	2020-21
3.	.373	2013-14
	.373	1989-90
4.	.372	2017-18
5.	.360	2018-19
	.360	2007-08
7.	.357	2005-06
	.357	1987-88
9.	.352	2000-01

## FREE THROWS MADE

1.	591	1976-77
2.	577	1994-95
3.	546	1989-90
4.	538	1988-89
5.	519	1984-85
6.	493	1985-86
7.	490	1987-88
8.	485	1977-78
9.	483	1991-92
10.	463	2016-17

## FREE THROWS ATTEMPTED

1.	874	1976-77
2.	804	1994-95
3.	782	1989-90
4.	754	1984-85
5.	754	1988-89
6.	724	1985-86
7.	715	1977-78
8.	704	1991-92
9.	700	1987-88
10.	687	1986-87

## FREE THROW PERCENTAGE

1.	.802	2016-17
2.	.790	2006-07
3.	.763	2015-16
4.	.762	2017-18
5.	.754	2002-03
6.	.749	2013-14
7.	.743	2018-19
	.743	2019-20
9.	.730	2021-22
	.730	1999-00

## REBOUNDS (SINCE 1975-76)

1.	1,519	1976-77
2.	1,481	1981-82
3.	1,376	1979-80
4.	1,375	1984-85
5.	1,373	1978-79
6.	1,365	2014-15
7.	1,293	2000-01
8.	1,263	1980-81
	1,263	1983-84
10.	1,253	2017-18

## REBOUND AVERAGE (SINCE 1975-76)

1.	45.8	1978-79
2.	44.9	1981-82
3.	44.4	1984-85
4.	42.9	1991-92
	42.9	1990-91
6.	41.7	1979-80
7.	41.4	2014-15
8.	41.3	1986-87
9.	41.2	1982-83
10.	40.7	1983-84
	40.7	1989-90

## ASSISTS (SINCE 1978-79)

1.	585	1983-84
2.	575	1984-85
3.	520	1985-86
4.	515	1995-96
5.	508	2017-18
6.	507	2000-01
7.	498	2015-16
8.	492	2012-13
9.	491	2018-19
10.	490	1999-00

## BLOCKS (SINCE 1978-79)

1.	191	2003-04
2.	178	2011-12
3.	153	1983-84
4.	147	1984-85
5.	141	2005-06
6.	140	2004-05
7.	138	1982-83
8.	133	1981-82
9.	128	1999-00
10.	127	2000-01

## STEALS (SINCE 1978-79)

1.	385	1983-84
2.	374	1984-85
3.	369	1999-00
4.	337	2000-01
5.	336	1980-81
6.	331	1985-86
7.	324	1981-82
8.	317	2002-03
9.	315	1978-79
10.	312	1996-97

# INDIVIDUAL GAME RECORDS

**Points Scored:** 42, Sophie Cunningham vs. Wake Forest (11/22/15)

**Points Scored on Home Court:** 42, Sophie Cunningham vs. Wake Forest (11/22/15)

**Points Scored by a Freshman:** 42, Sophie Cunningham vs. Wake Forest (11/22/15)

**Points Scored on Opponent's Court:** 40, Nancy Rutter at Graceland (1/5/77)

**Points Scored in a Losing Effort:** 41, Renee Kelly vs. Oklahoma (1/25/86)

**Points Scored by Opponent:** 39 twice, Lynette Woodard [Kansas] (2/15/80) and Karen Cannon [Phillips] (1/9/76)

**Field Goals Made:** 17, Renee Kelly vs. Chattanooga (1/5/87)

**Field Goals Attempted:** 32, Jennie Skimbo vs. Southeastern Louisiana (11/25/79)

**Field Goal Pct. (min. 10 att.):** 1.000 [13-of-13], Renee Kelly vs. Oklahoma State (1/14/86)

**3-Point Field Goals Made:** 11, Morgan Eye vs. Auburn (1/6/13)

**3-Point Field Goals Attempted:** 18, Morgan Eye vs. Auburn (1/6/13); at Kansas State (3/22/15)

**3-Point Field-Goal Percentage (min. 5 att.):** 1.000 [6-of-6] - Hannah Schuchts vs. Duke (11/25/18);  
[5-of-5] - Tracy Lozier at Northern Iowa (12/11/02), Lindsey Cunningham vs. Arkansas (02/12/17)

**Free Throws Made:** 17, Kerensa Barr vs. Davidson (11/25/01)

**Free Throws Attempted:** 21, Renee Kelly vs. Colorado (1/24/87)

**Free Throw Percentage (min. 10 att.):** 1.000 [14-of-14] - Lisa Plummer vs. Kansas (11/24/79), Tracy Ellis vs. Tennessee Tech (12/12/87); [11-of-11] - Cierra Porter vs. Kentucky (01/30/17), Cierra Porter vs. Arkansas (2/28/19); [10-of-10] Sophie Cunningham (3/22/19)

**Rebounds:** 23, Kesha Bonds vs. Missouri-St. Louis (1/20/97)

**Assists:** 15, Dee-Dee Polk vs. Colorado (3/6/84)

**Steals:** 11, Amanda Lassiter at San Diego State (11/27/99)

**Blocked Shots:** 10, Christine Flores vs. Eastern Illinois (12/7/11)

# **SEC TEAM SINGLE-SEASON RECORDS** *(since 2012-13)*

**Wins:** 11 (2016-17, 2017-18)

**Losses:** 11 (2019-20)

**Fewest Wins:** 5 (2019-20, 2020-21)

**Fewest Losses:** 5 (2016-17, 2017-18)

**Longest Winning Streak:** 6 (2017-18)

**Longest Losing Streak:** 5 (2012-13)

**Longest Home Court Winning Streak:** 10 (2017-18 through 2018-19)

**Longest Home Court Losing Streak:** 5 (2012-13, 2019-20, 2020-21)

**Best Winning Percentage:** .688 [11-5] (2016-17, 2017-18)

**Worst Winning Percentage:** .357 [5-9] (2020-21)

**Points Scored:** 1,118 (2017-18)

**Scoring Average:** 72.6 (2020-21)

**Field Goals Made:** 397 (2017-18)

**Field Goals Attempted:** 890 (2021-22)

**Field Goal Percentage:** .465 (2020-21)

**3-Point Field Goals Made:** 141 (2017-18)

**3-Point Field Goals Attempted:** 370 (2019-20)

**3-Point Field Goal Percentage:** .406 (2016-17, 2017-18)

**Free Throws Made:** 228 (2019-20)

**Free Throws Attempted:** 308 (2019-20)

**Free Throw Percentage:** .821 (2016-17)

**Rebounds:** 629 (2014-15)

**Blocked Shots:** 55 (2019-20)

**Assists:** 269 (2017-18)

**Steals:** 98 (2018-19)

**Personal Fouls:** 345 (2015-16)

# INDIVIDUAL SEASON RECORDS

## POINTS SCORED

1.	776	Joni Davis	84-85
2.	756	Renee Kelly	85-86
3.	713	Renee Kelly	86-87
4.	667	Nancy Rutter	76-77
5.	624	Joni Davis	83-84
	624	Sophie Cunningham	18-19
7.	610	Amanda Lassiter	00-01
8.	580	Jennie Skimbo	79-80
9.	579	Sandie Prophete	88-89
10.	574	Sophie Cunningham	17-18

## POINTS PER GAME

1.	25.0	Joni Davis	84-85
2.	24.6	Renee Kelly	86-87
3.	23.6	Renee Kelly	85-86
4.	20.1	Joni Davis	83-84
5.	19.9	Julie Helm	97-98
6.	19.1	Ericka Fields	91-92
	19.1	Amanda Lassiter	00-01
8.	19.0	Erika Martin	95-96
9.	18.6	Erika Martin	94-95
10.	18.5	Tracy Ellis	87-88
	18.5	Sophie Cunningham	17-18

## FIELD GOALS MADE

1.	326	Joni Davis	84-85
2.	290	Renee Kelly	85-86
3.	275	Renee Kelly	86-87
4.	272	Joni Davis	83-84
5.	238	Amanda Lassiter	00-01
6.	236	Sharon Farrah	76-77
7.	228	Nancy Rutter	76-77
8.	226	Jennie Skimbo	79-80
9.	225	Sharon Farrah	77-78
10.	223	Lorraine Ferret	80-81

## FIELD GOALS ATTEMPTED

1.	593	Joni Davis	84-85
2.	567	Amanda Lassiter	00-01
3.	544	Alyssa Hollins	07-08
4.	535	Nancy Rutter	76-77
5.	519	Sharon Farrah	76-77
6.	504	Renee Kelly	85-86
7.	497	Joni Davis	83-84
8.	470	Lorraine Ferret	80-81
9.	468	Jennie Skimbo	79-80
10.	467	Sandie Prophete	88-89

## FIELD GOAL PERCENTAGE (min 100 att.)

1.	.612	Kesha Bonds	95-96
2.	.595	Renee Kelly	86-87
3.	.582	LaDazhia Williams	20-21
4.	.575	Renee Kelly	85-86
5.	.572	Evan Unrau	00-01
6.	.568	Kesha Bonds	97-98
7.	.564	Sarah Campbell	83-84
8.	.557	Tracy Ellis	87-88
9.	.551	Jordan Frericks	15-16
	.551	Mary Brueggstrass	82-83

## 3-POINT FIELD GOALS MADE

1.	112	Morgan Eye	12-13
2.	108	Morgan Eye	13-14
3.	90	Alyssa Hollins	07-08
4.	85	Sophie Cunningham	18-19
5.	84	Morgan Eye	14-15
6.	80	Hayley Frank	21-22
7.	69	Sierra Michaelis	16-17
	69	Sophie Cunningham	17-18
9.	65	Amanda Lassiter	00-01
10.	64	Alyssa Hollins	06-07

## 3-POINT FGs ATTEMPTED

1.	269	Morgan Eye	12-13
2.	253	Morgan Eye	13-14
3.	244	Morgan Eye	14-15
4.	235	Alyssa Hollins	07-08
5.	214	Sierra Michaelis	16-17
6.	211	Sophie Cunningham	18-19
7.	210	Alyssa Hollins	08-09
8.	191	Amanda Hanneman	09-10
9.	187	Amanda Lassiter	00-01
10.	177	Morgan Eye	11-12

## 3-POINT FG PCT. (min. 30 att.)

1.	.473	Lindsey Cunningham	15-16
2.	.462	Hayley Frank	21-22
3.	.460	Carlynn Savant	05-06
4.	.457	Sophie Cunningham	17-18
5.	.452	Amy Monsees	98-99
6.	.451	Hayley Frank	20-21
7.	.433	Lauren Hansen	20-21
8.	.432	Lianna Doty	16-17
9.	.427	Morgan Eye	13-14
10.	.424	Jordan Chavis	19-20

## FREE THROWS MADE

1.	211	Nancy Rutter	76-77
2.	176	Renee Kelly	85-86
3.	175	Tracy Ellis	87-88
4.	163	Renee Kelly	86-87
5.	151	Sophie Cunningham	18-19
6.	150	Ericka Fields	91-92
7.	149	Christine Flores	11-12
8.	148	Nikki Smith	94-95
9.	145	Erika Martin	95-96
10.	141	Cierra Porter	16-17

## FREE THROWS ATTEMPTED

1.	280	Nancy Rutter	76-77
2.	275	Renee Kelly	85-86
3.	265	Renee Kelly	86-87
4.	222	Tracy Ellis	87-88
5.	218	Ericka Fields	91-92
6.	211	Sophie Cunningham	18-19
7.	208	Vantrece Williams	92-93
8.	201	Nikki Smith	94-95
9.	196	Erika Martin	95-96
10.	195	Aijha Blackwell	19-20

## FREE THROW PERCENTAGE (min. 50 att.)

1.	.912	Carlynn Savant	06-07
2.	.903	Juanita Robinson	15-16
3.	.885	Kerensa Barr	01-02
4.	.878	Hayley Frank	19-20
5.	.866	Hayley Frank	21-22
6.	.864	Kerensa Barr	02-03
7.	.857	Cierra Porter	18-19
8.	.848	Cierra Porter	16-17
	.848	Sophie Cunningham	16-17
10.	.846	Lisa Plummer	80-81

## REBOUNDS

1.	395	Renee Kelly	85-86
2.	356	Nancy Rutter	76-77
3.	350	Aijha Blackwell	21-22
4.	327	Jordan Frericks	14-15
5.	293	Renee Kelly	84-85
6.	289	Kesha Bonds	96-97
7.	279	Ericka Fields	91-92
8.	276	Renee Kelly	86-87
9.	274	Nancy Rutter	77-78
10.	273	Kesha Bonds	97-98

## REBOUND AVERAGE

1.	13.0	Aijha Blackwell	21-22
2.	12.3	Renee Kelly	85-86
3.	11.0	Aijha Blackwell	20-21
4.	10.2	Nancy Rutter	75-76
5.	10.1	Kesha Bonds	97-98
6.	10.0	Ericka Fields	91-92
7.	9.9	Jordan Frericks	14-15
8.	9.6	Kesha Bonds	96-97
9.	9.5	Kesha Bonds	98-99
	9.5	Renee Kelly	86-87
	9.5	Renee Kelly	84-85

## BLOCKED SHOTS

1.	93	Christine Flores	11-12
2.	71	Stretch James	03-04
3.	69	Amanda Lassiter	99-00
4.	64	Amanda Lassiter	00-01
5.	63	BreAnna Brock	11-12
6.	60	Lisa Sandbothe	90-91
	60	Hannah Schuchts	19-20
8.	56	Mary Brueggstrass	84-85
9.	53	Nikki Smith	94-95
10.	46	Jordan Frericks	14-15
	46	Mary Brueggstrass	82-83

## ASSISTS

1.	233	Dee-Dee Polk	83-84
2.	177	Amy Fordham	92-93
3.	175	Lianna Doty	13-14
4.	159	Kerensa Barr	02-03
5.	151	Lianna Doty	12-13
6.	148	Amy Fordham	93-94
	148	Kerensa Barr	00-01
8.	140	RaeShara Brown	10-11
9.	139	Dee-Dee Polk	82-83
10.	131	Eileen Keene	85-86

## STEALS

1.	98	Amanda Lassiter	00-01
2.	97	Carla Yancey	90-91
3.	88	RaeShara Brown	09-10
4.	86	Amanda Lassiter	99-00
5.	84	Joni Davis	84-85
6.	82	RaeShara Brown	10-11
	82	Amy Fordham	92-93
8.	81	Joni Davis	83-84
9.	79	RaeShara Brown	08-09
10.	77	Annette Hollins	81-82
	77	Sarah Campbell	84-85

# INDIVIDUAL SEASON RECORDS

## POINTS SCORED

1.	776	Joni Davis	84-85
2.	756	Renee Kelly	85-86
3.	713	Renee Kelly	86-87
4.	667	Nancy Rutter	76-77
5.	624	Joni Davis	83-84
	624	Sophie Cunningham	18-19
7.	610	Amanda Lassiter	00-01
8.	580	Jennie Skimbo	79-80
9.	579	Sandie Prophete	88-89
10.	574	Sophie Cunningham	17-18

## POINTS PER GAME

1.	25.0	Joni Davis	84-85
2.	24.6	Renee Kelly	86-87
3.	23.6	Renee Kelly	85-86
4.	20.1	Joni Davis	83-84
5.	19.9	Julie Helm	97-98
6.	19.1	Ericka Fields	91-92
	19.1	Amanda Lassiter	00-01
8.	19.0	Erika Martin	95-96
9.	18.6	Erika Martin	94-95
10.	18.5	Tracy Ellis	87-88
	18.5	Sophie Cunningham	17-18

## FIELD GOALS MADE

1.	326	Joni Davis	84-85
2.	290	Renee Kelly	85-86
3.	275	Renee Kelly	86-87
4.	272	Joni Davis	83-84
5.	238	Amanda Lassiter	00-01
6.	236	Sharon Farrah	76-77
7.	228	Nancy Rutter	76-77
8.	226	Jennie Skimbo	79-80
9.	225	Sharon Farrah	77-78
10.	223	Lorraine Ferret	80-81

## FIELD GOALS ATTEMPTED

1.	593	Joni Davis	84-85
2.	567	Amanda Lassiter	00-01
3.	544	Alyssa Hollins	07-08
4.	535	Nancy Rutter	76-77
5.	519	Sharon Farrah	76-77
6.	504	Renee Kelly	85-86
7.	497	Joni Davis	83-84
8.	470	Lorraine Ferret	80-81
9.	468	Jennie Skimbo	79-80
10.	467	Sandie Prophete	88-89

## FIELD GOAL PERCENTAGE (min 100 att.)

1.	.612	Kesha Bonds	95-96
2.	.595	Renee Kelly	86-87
3.	.582	LaDazhia Williams	20-21
4.	.575	Renee Kelly	85-86
5.	.572	Evan Unrau	00-01
6.	.568	Kesha Bonds	97-98
7.	.564	Sarah Campbell	83-84
8.	.557	Tracy Ellis	87-88
9.	.551	Jordan Frericks	15-16
	.551	Mary Brueggstrass	82-83

## 3-POINT FIELD GOALS MADE

1.	112	Morgan Eye	12-13
2.	108	Morgan Eye	13-14
3.	90	Alyssa Hollins	07-08
4.	85	Sophie Cunningham	18-19
5.	84	Morgan Eye	14-15
6.	69	Sierra Michaelis	16-17
	69	Sophie Cunningham	17-18
8.	65	Amanda Lassiter	00-01
9.	64	Alyssa Hollins	06-07
10.	63	Morgan Eye	11-12

## 3-POINT FGs ATTEMPTED

1.	269	Morgan Eye	12-13
2.	253	Morgan Eye	13-14
3.	244	Morgan Eye	14-15
4.	235	Alyssa Hollins	07-08
5.	214	Sierra Michaelis	16-17
6.	211	Sophie Cunningham	18-19
7.	210	Alyssa Hollins	08-09
8.	191	Amanda Hanneman	
09-10			
9.	187	Amanda Lassiter	00-01
10.	177	Morgan Eye	11-12

## 3-POINT FG PCT. (min. 30 att.)

1.	.473	Lindsey Cunningham	15-16
2.	.460	Carlynn Savant	05-06
3.	.457	Sophie Cunningham	17-18
4.	.452	Amy Monsees	98-99
5.	.451	Hayley Frank	20-21
6.	.433	Lauren Hansen	20-21
7.	.432	Lianna Doty	16-17
8.	.427	Morgan Eye	13-14
9.	.424	Jordan Chavis	19-20
10.	.422	Carlynn Savant	04-05

## FREE THROWS MADE

1.	211	Nancy Rutter	76-77
2.	176	Renee Kelly	85-86
3.	175	Tracy Ellis	87-88
4.	163	Renee Kelly	86-87
5.	151	Sophie Cunningham	18-19
6.	150	Ericka Fields	91-92
7.	149	Christine Flores	11-12
8.	148	Nikki Smith	94-95
9.	145	Erika Martin	95-96
10.	141	Cierra Porter	16-17

## FREE THROWS ATTEMPTED

1.	280	Nancy Rutter	76-77
2.	275	Renee Kelly	85-86
3.	265	Renee Kelly	86-87
4.	222	Tracy Ellis	87-88
5.	218	Ericka Fields	91-92
6.	211	Sophie Cunningham	18-19
7.	208	Vantrece Williams	92-93
8.	201	Nikki Smith	94-95
9.	196	Erika Martin	95-96
10.	195	Aijha Blackwell	19-20

## FREE THROW PERCENTAGE (min. 50 att.)

1.	.912	Carlynn Savant	06-07
2.	.903	Juanita Robinson	15-16
3.	.885	Kerensa Barr	01-02
4.	.878	Hayley Frank	19-20
5.	.864	Kerensa Barr	02-03
6.	.857	Cierra Porter	18-19
7.	.848	Cierra Porter	16-17
	.848	Sophie Cunningham	16-17
9.	.846	Lisa Plummer	80-81
10.	.845	Amy Fordham	92-93

## REBOUNDS

1.	395	Renee Kelly	85-86
2.	356	Nancy Rutter	76-77
3.	327	Jordan Frericks	14-15
4.	293	Renee Kelly	84-85
5.	289	Kesha Bonds	96-97
6.	279	Ericka Fields	91-92
7.	276	Renee Kelly	86-87
8.	274	Nancy Rutter	77-78
9.	273	Kesha Bonds	97-98
10.	269	Debra Walker	81-82

## REBOUND AVERAGE

1.	12.3	Renee Kelly	85-86
2.	11.0	Aijha Blackwell	20-21
3.	10.2	Nancy Rutter	75-76
4.	10.1	Kesha Bonds	97-98
5.	10.0	Ericka Fields	91-92
6.	9.9	Jordan Frericks	14-15
7.	9.6	Kesha Bonds	96-97
8.	9.5	Kesha Bonds	98-99
	9.5	Renee Kelly	86-87
	9.5	Renee Kelly	84-85

## BLOCKED SHOTS

1.	93	Christine Flores	11-12
2.	71	Stretch James	03-04
3.	69	Amanda Lassiter	99-00
4.	64	Amanda Lassiter	00-01
5.	63	BreAnna Brock	11-12
6.	60	Lisa Sandbothe	90-91
	60	Hannah Schuchts	19-20
8.	56	Mary Brueggstrass	84-85
9.	53	Nikki Smith	94-95
10.	46	Jordan Frericks	14-15
	46	Mary Brueggstrass	82-83

## ASSISTS

1.	233	Dee-Dee Polk	83-84
2.	177	Amy Fordham	92-93
3.	175	Lianna Doty	13-14
4.	159	Kerensa Barr	02-03
5.	151	Lianna Doty	12-13
6.	148	Amy Fordham	93-94
	148	Kerensa Barr	00-01
8.	140	RaeShara Brown	10-11
9.	139	Dee-Dee Polk	82-83
10.	131	Eileen Keene	85-86

## STEALS

1.	98	Amanda Lassiter	00-01
2.	97	Carla Yancey	90-91
3.	88	RaeShara Brown	09-10
4.	86	Amanda Lassiter	99-00
5.	84	Joni Davis	84-85
6.	82	RaeShara Brown	10-11
	82	Amy Fordham	92-93
8.	81	Joni Davis	83-84
9.	79	RaeShara Brown	08-09
10.	77	Annette Hollins	81-82
	77	Sarah Campbell	84-85

# FRESHMAN CLASS RECORDS

## POINTS SCORED

1.	515	Julie Helm	96-97
2.	466	Aijha Blackwell	19-20
3.	448	Sophie Cunningham	15-16
4.	365	Hayley Frank	19-20
5.	327	Shakara Jones	07-08
6.	326	Julie Maxey	76-77
7.	325	Cindy Kiser	76-77
8.	310	Kesha Bonds	95-96
9.	309	Joni Davis	81-82
10.	293	Kathy Stevenson	76-77

## POINTS PER GAME

1.	17.2	Julie Helm	96-97
2.	15.6	Nancy Rutter	74-75
3.	15.4	Sharon Farrah	75-76
4.	15.0	Aijha Blackwell	19-20
5.	14.0	Sophie Cunningham	15-16
6.	11.8	Hayley Frank	19-20
7.	11.5	Kesha Bonds	95-96
8.	10.5	Shakara Jones	07-08
9.	10.1	Suzanne Alt	74-75
10.	9.7	Joni Davis	81-82

## FIELD GOALS MADE

1.	176	Julie Helm	96-97
2.	155	Aijha Blackwell	19-20
3.	149	Sophie Cunningham	15-16
4.	140	Julie Maxey	76-77
5.	139	Shakara Jones	07-08
6.	137	Cindy Kiser	76-77
7.	130	Joni Davis	81-82
8.	123	Kesha Bonds	95-96
	123	Kathy Stevenson	76-77
10.	119	Sharon Farrah	75-76
	119	Hayley Frank	19-20

## FIELD GOALS ATTEMPTED

1.	399	Aijha Blackwell	19-20
2.	393	Julie Helm	96-97
3.	344	Julie Maxey	76-77
4.	300	Cindy Kiser	76-77
5.	297	Sophie Cunningham	15-16
6.	293	Shakara Jones	07-08
7.	281	Joni Davis	81-82
8.	279	Sharon Farrah	75-76
9.	276	Kathy Stevenson	76-77
10.	274	Hayley Frank	19-20

## FIELD GOAL PERCENTAGE (min 100 att.)

1.	.612	Kesha Bonds	95-96
2.	.572	Evan Unrau	00-01
3.	.526	Sarah Campbell	82-83
4.	.517	Lindsay Thornton	96-97
5.	.508	Renee Kelly	83-84
6.	.502	Sophie Cunningham	15-16
7.	.497	Annette Schwander	80-81
8.	.481	Jordan Frericks	13-14
	.481	Akira Levy	18-19
10.	.475	Lisa Sandbothe	87-88

## 3-POINT FIELD GOALS MADE

1.	63	Morgan Eye	11-12
2.	48	Hayley Frank	19-20
3.	37	Sophie Cunningham	15-16
	37	Kyley Simmons	11-12
5.	34	Aijha Blackwell	19-20
6.	32	Julie Helm	96-97
7.	31	Maddie Stock	12-13
8.	30	Haley Troup	18-19
9.	28	Jordan Chavis	16-17
10.	21	Izzy Higginbottom	21-22

## 3-POINT FGs ATTEMPTED

1.	177	Morgan Eye	11-12
2.	126	Hayley Frank	19-20
3.	118	Aijha Blackwell	19-20
4.	104	Sophie Cunningham	15-16
5.	101	Maddie Stock	12-13
6.	95	Kyley Simmons	11-12
7.	87	Jordan Chavis	16-17
8.	83	Haley Troup	18-19
9.	78	Julie Helm	96-97
10.	77	Kassie Drew	04-05

## 3-POINT FG PCT. (min. 30 att.)

1.	.424	Kerensa Barr	99-00
2.	.410	Julie Helm	96-97
3.	.400	Amber Smith	16-17
4.	.389	Kyley Simmons	11-12
5.	.381	Hayley Frank	19-20
6.	.380	Sierra Michaelis	13-14
7.	.368	Izzy Higginbottom	21-22
7.	.365	Natalie Bright	98-99
8.	.361	Haley Troup	18-19
9.	.356	Morgan Eye	11-12
	.356	Sophie Cunningham	15-16

## FREE THROWS MADE

1.	131	Julie Helm	96-97
2.	122	Aijha Blackwell	19-20
3.	113	Sophie Cunningham	15-16
4.	79	Hayley Frank	19-20
5.	78	Cierra Porter	15-16
6.	72	Nancy Rutter	74-75
7.	65	Annette Schwander	80-81
8.	64	Kesha Bonds	95-96
9.	60	Evan Unrau	00-01
10.	54	Sharon Farrah	75-76

## FREE THROWS ATTEMPTED

1.	195	Aijha Blackwell	19-20
2.	163	Julie Helm	96-97
3.	136	Sophie Cunningham	15-16
4.	106	Kesha Bonds	95-96
5.	104	Nancy Rutter	74-75
6.	103	Evan Unrau	00-01
7.	100	Cierra Porter	15-16
8.	92	Shakara Jones	07-08
9.	90	Hayley Frank	19-20
10.	84	Sharon Farrah	75-76

## FREE THROW PERCENTAGE (min. 50 att.)

1.	.878	Hayley Frank	19-20
2.	.831	Sophie Cunningham	15-16
3.	.804	Julie Helm	96-97
4.	.802	Annette Schwander	80-81
5.	.780	Cierra Porter	15-16
6.	.760	Alicia Lambert	90-91
7.	.746	Kathy Stevenson	76-77
8.	.710	Joni Davis	81-82
	.710	Lianna Doty	12-13
10.	.692	Nancy Rutter	74-75

## REBOUNDS

1.	230	Evan Unrau	00-01
2.	226	Annette Schwander	80-81
3.	225	Aijha Blackwell	19-20
4.	215	Jordan Frericks	13-14
5.	193	Kesha Bonds	95-96
6.	187	Sophie Cunningham	15-16
7.	185	Julie Maxey	76-77
8.	178	Joni Davis	81-82
9.	169	Shakara Jones	07-08
10.	166	Cierra Porter	15-16

## REBOUND AVERAGE

1.	7.8	Annette Schwander	80-81
2.	7.3	Aijha Blackwell	19-20
3.	7.2	Evan Unrau	00-01
4.	7.1	Kesha Bonds	95-96
5.	6.9	Jordan Frericks	13-14
6.	5.8	Sophie Cunningham	15-16
7.	5.6	Joni Davis	81-82
8.	5.5	Shakara Jones	07-08
9.	5.4	Cierra Porter	15-16
10.	5.3	Julie Maxey	76-88

## BLOCKED SHOTS

1.	38	Jordan Frericks	13-14
2.	37	Kesha Bonds	95-96
3.	36	Mary Bruggestrass	81-82
4.	23	Joni Davis	81-82
	23	Lisa Sanbothe	81-82
6.	22	Lindsay Thornton	96-97
	22	Cierra Porter	15-16
	22	Hannah Schuchts	16-17
9.	21	Christine Flores	08-09
10.	19	Bekah Mills	08-09
	19	Aijha Blackwell	19-20

## ASSISTS

1.	151	Lianna Doty	12-13
2.	131	Eileen Keene	85-86
3.	111	Kyley Simmons	11-12
4.	95	Sophie Cunningham	15-16
5.	83	Aijha Blackwell	19-20
6.	74	Julie Helm	96-97
7.	71	Kendra Jones	97-98
8.	70	Joni Davis	81-82
9.	64	Bekah Mills	08-09
10.	61	Mama Dembele	20-21

## STEALS

1.	56	Liana Doty	12-13
2.	52	Eileen Keene	85-86
3.	41	Kerensa Barr	99-00
	41	Jordan Frericks	13-14
5.	40	Bekah Mills	08-09
6.	36	Joni Davis	81-82
	36	Sarah Campbell	82-83
	36	Sophie Cunningham	15-16
9.	35	Mama Dembele	20-21
10.	34	Renee Kelly	83-84

# SOPHOMORE CLASS RECORDS

## POINTS SCORED

1.	556	Sharon Farrah	76-77
2.	541	Sophie Cunningham	16-17
3.	537	Julie Helm	97-98
4.	521	Erkia Martin	93-94
5.	510	Lorraine Ferret	80-81
6.	435	Cierra Porter	16-17
	435	Jordan Frericks	14-15
8.	418	Debbie Walker	81-82
9.	417	Joni Davis	82-83
	417	Renee Kelly	84-85

## POINTS PER GAME

1.	19.9	Julie Helm	97-98
2.	17.5	Sophie Cunningham	16-17
3.	17.4	Erika Martin	93-94
4.	15.5	Lorraine Ferret	80-81
5.	14.5	Aijha Blackwell	20-21
6.	14.1	Nancy Rutter	75-76
7.	13.9	Sharon Farrah	76-77
	13.9	Joni Davis	82-83
9.	13.5	Jessra Johnson	07-08
10.	13.5	Renee Kelly	84-85

## FIELD GOALS MADE

1.	236	Sharon Farrah	76-77
2.	223	Lorraine Ferret	80-81
3.	199	Erika Martin	93-94
4.	189	Julie Helm	97-98
5.	184	Debbie Walker	81-82
6.	182	Joni Davis	82-83
7.	177	Sophie Cunningham	16-17
8.	168	Julie Maxey	77-78
9.	162	Sarah Campbell	83-84
10.	161	Jordan Frericks	16-17

## FIELD GOALS ATTEMPTED

1.	519	Sharon Farrah	76-77
2.	470	Lorraine Ferret	80-81
3.	425	Debbie Walker	81-82
4.	422	Julie Helm	97-98
5.	408	Erika Martin	93-94
6.	367	Sophie Cunningham	16-17
7.	365	Jessra Johnson	07-08
8.	362	Julie Maxey	77-78
9.	342	Cindy Kiser	77-78
10.	340	Joni Davis	82-83

## FIELD GOAL PERCENTAGE (min 100 att.)

1.	.564	Sarah Campbell	83-84
2.	.551	Mary Brueggstrass	82-83
3.	.539	Renee Kelly	84-85
4.	.535	Joni Davis	82-83
5.	.533	Hayley Frank	20-21
6.	.521	Ericka Fields	89-90
7.	.519	Donna Stephens	79-80
8.	.511	Kesha Bonds	96-97
9.	.504	Shakara Jones	08-09
10.	.496	Lisa Sanbothe	88-89
	.496	Melissa McFerrin	80-81

## 3-POINT FIELD GOALS MADE

1.	112	Morgan Eye	12-13
2.	64	Alyssa Hollins	06-07
3.	51	Morgan Stock	13-14
4.	47	Sophie Cunningham	16-17
5.	46	Sierra Michaelis	14-15
6.	44	Jordan Chavis	17-18
7.	41	Amanda Hanneman	07-08
8.	39	Amber Smith	17-18
9.	37	Hayley Frank	20-21
10.	35	Carlynn Savant	04-05

## 3-POINT FGs ATTEMPTED

1.	269	Morgan Eye	12-13
2.	166	Alyssa Hollins	06-07
3.	161	Morgan Stock	13-14
4.	124	Sophie Cunningham	16-17
5.	120	Sierra Michaelis	14-15
6.	116	Jordan Chavis	17-18
7.	107	Amber Smith	17-18
8.	100	Stacy Williams	91-92
	100	Jessra Johnson	07-08
10.	99	Amanda Hanneman	07-08

## 3-POINT FG PCT. (min. 30 att.)

1.	.451	Hayley Frank	20-21
2.	.433	Lauren Hansen	20-21
3.	.422	Carlynn Savant	04-05
4.	.416	Morgan Eye	12-13
5.	.414	Amanda Hanneman	07-08
6.	.390	Evan Unrau	01-02
7.	.386	Alyssa Hollins	06-07
8.	.383	Sierra Michaelis	14-15
9.	.379	Jordan Chavis	17-18
	.379	Sophie Cunningham	16-17

## FREE THROWS MADE

1.	141	Cierra Porter	16-17
2.	140	Sophie Cunningham	16-17
3.	133	Julie Helm	97-98
4.	122	Erika Martin	93-94
5.	113	Jordan Frericks	14-15
6.	102	Jessra Johnson	07-08
7.	99	Renee Kelly	84-85
8.	90	Christine Flores	09-10
9.	85	Lisa Sandbothe	88-89
10.	84	Sharon Farrah	76-77

## FREE THROWS ATTEMPTED

1.	191	Jordan Frericks	14-15
2.	174	Cierra Porter	16-17
3.	172	Renee Kelly	84-85
4.	170	Erika Martin	93-94
5.	165	Sophie Cunningham	16-17
6.	159	Julie Helm	97-98
7.	148	Jessra Johnson	07-08
8.	141	Ericka Fields	89-90
9.	128	Sharon Farrah	76-77
10.	122	Christine Flores	09-10

## FREE THROW PERCENTAGE (min. 50 att.)

1.	.848	Sophie Cunningham	16-17
2.	.836	Julie Helm	97-98
3.	.817	Sandie Prophete	85-86
4.	.810	Cierra Porter	16-17
5.	.794	LaToya Bond	03-04
6.	.758	Amber Siemer	93-94
	.758	Mary Brueggstrass	82-83
8.	.754	Monique Lucas	86-87
9.	.747	Anette Schwander	81-82
10.	.741	Lisa Plummer	78-79

## REBOUNDS

1.	327	Jordan Frericks	14-15
2.	293	Renee Kelly	84-85
3.	289	Kesha Bonds	96-97
4.	269	Debbie Walker	81-82
5.	266	Cierra Porter	16-17
	266	Lorraine Ferret	80-81
7.	247	Annette Schwander	81-82
8.	232	Aijha Blackwell	20-21
9.	231	Jessra Johnson	07-08
10.	222	Erika Martin	93-94

## REBOUND AVERAGE

1.	11.0	Aijha Blackwell	20-21
2.	9.9	Jordan Frericks	14-15
3.	9.6	Kesha Bonds	96-97
4.	9.5	Renee Kelly	84-85
5.	8.2	Debbie Walker	81-82
6.	8.1	Evan Unrau	01-02
	8.1	Cierra Porter	16-17
	8.1	Lorraine Ferret	80-81
9.	7.7	Jessra Johnson	07-08
10.	7.5	Annette Schwander	81-82

## BLOCKED SHOTS

1.	46	Jordan Frericks	14-15
	46	Mary Brueggstrass	82-83
3.	45	Cierra Porter	16-17
4.	39	Christine Flores	09-10
5.	31	Renee Kelly	84-85
6.	30	Kesha Bonds	96-97
7.	28	Jessra Johnson	07-08
	28	Lisa Sanbothe	88-89
9.	27	Joni Davis	82-83
	27	Marissa Scott	07-08

## ASSISTS

1.	175	Lianna Doty	13-14
2.	148	Kerensa Barr	00-01
3.	127	Debra Williams	97-98
4.	117	Toy Richbow	07-08
5.	114	Mama Dembele	21-22
6.	112	Amy Fordham	91-92
7.	104	Sophie Cunningham	16-17
8.	95	LaToya Bond	03-04
9.	91	Lisa Ellis	85-86
10.	91	Lindsey Cunningham	14-15

## STEALS

1.	79	RaeShara Brown	08-09
2.	69	Kerensa Barr	00-01
3.	68	Sarah Campbell	83-84
4.	58	Debbie Walker	81-82
5.	57	Debra Williams	97-98
6.	55	Renee Kelly	84-85
7.	53	Lianna Doty	13-14
	53	Toy Richbow	07-08
9.	49	Jordan Frericks	14-15
	49	Stacy Williams	91-92

# JUNIOR CLASS RECORDS

## POINTS SCORED

1.	756	Renee Kelly	85-86
2.	667	Nancy Rutter	76-77
3.	624	Joni Davis	83-84
4.	574	Sophie Cunningham	17-18
5.	516	Sharon Farrah	77-78
6.	514	Alyssa Hollins	07-08
7.	511	Lorraine Ferret	81-82
8.	501	Erika Martin	94-95
9.	498	Julie Helm	98-99
10.	497	Evan Unrau	02-03

## POINTS PER GAME

1.	23.6	Renee Kelly	85-86
2.	20.1	Joni Davis	83-84
3.	18.6	Erika Martin	94-95
4.	18.5	Sophie Cunningham	17-18
5.	17.8	Julie Helm	98-99
6.	17.6	Ericka Fields	90-91
7.	16.7	Nancy Rutter	76-77
8.	16.6	Alyssa Hollins	07-08
9.	16.1	Sharon Farrah	77-78
10.	16.0	Evan Unrau	02-03

## FIELD GOALS MADE

1.	290	Renee Kelly	85-86
2.	272	Joni Davis	83-84
3.	228	Nancy Rutter	76-77
4.	225	Sharon Farrah	77-78
5.	212	Daina Supstiks	79-80
6.	211	Lorraine Ferret	81-82
7.	196	Sarah Campbell	84-85
8.	188	Alyssa Hollins	07-08
9.	186	Erika Martin	94-95
	186	Sophie Cunningham	17-18

## FIELD GOALS ATTEMPTED

1.	544	Alyssa Hollins	07-08
2.	535	Nancy Rutter	76-77
3.	504	Renee Kelly	85-86
4.	497	Joni Davis	83-84
5.	463	Lorraine Ferret	81-82
6.	458	Sharon Farrah	77-78
7.	442	Diana Sipstiks	79-80
8.	405	Julie Helm	98-99
9.	395	Ericka Fields	90-91
	395	Amanda Lassiter	99-00

## FIELD GOAL PERCENTAGE (min. 100 att.)

1.	.582	La'Dashia Williams	20-21
2.	.575	Renee Kelly	85-86
3.	.568	Kesha Bonds	97-98
4.	.551	Jordan Frericks	15-16
5.	.549	Mary Brueggstrass	83-84
6.	.547	Joni Davis	83-84
7.	.543	Tonya Jorgenson	87-88
8.	.542	Sophie Cunningham	17-18
9.	.521	Sarah Campbell	84-85
10.	.519	Donna Stephens	80-81

## 3-POINT FIELD GOALS MADE

1.	108	Morgan Eye	13-14
2.	90	Alyssa Hollins	07-08
3.	80	Hayley Frank	21-22
4.	69	Sophie Cunningham	17-18
5.	63	Lauren Hansen	21-22
6.	60	Tracy Lozier	02-03
7.	57	Carlynn Savant	05-06
8.	54	Maddie Stock	14-15
9.	45	Lauren Aldridge	17-18
10.	40	Bri Kulas	12-13
	40	Kerensa Barr	01-02

## 3-POINT FGs ATTEMPTED

1.	253	Morgan Eye	13-14
2.	235	Alyssa Hollins	07-08
3.	176	Maddie Stock	14-15
4.	173	Hayley Frank	21-22
5.	162	Lauren Hansen	21-22
6.	151	Sophie Cunningham	17-18
7.	147	Tracy Lozier	02-03
8.	128	Bri Kulas	12-13
9.	124	Carlynn Savant	05-06
	124	Kerensa Barr	01-02

## 3-POINT FG PCT. (min. 30 att.)

1.	.473	Lindsey Cunningham	15-16
2.	.462	Hayley Frank	21-22
3.	.460	Carlynn Savant	05-06
4.	.457	Sophie Cunningham	17-18
5.	.452	Amy Monesees	98-99
6.	.427	Morgan Eye	13-14
7.	.408	Tracy Lozier	02-03
8.	.407	Haley Troup	20-21
9.	.403	Hannah Schuchts	18-19
10.	.398	Julie Helm	98-99

## FREE THROWS MADE

1.	211	Nancy Rutter	76-77
2.	176	Renee Kelly	85-86
3.	137	Ericka Fields	90-91
4.	133	Sophie Cunningham	17-18
5.	118	Erika Martin	94-95
6.	112	Vantrece Williams	91-92
7.	107	Julie Helm	98-99
	107	Kesha Bonds	97-98
10.	103	Aijha Blackwell	

## FREE THROWS ATTEMPTED

1.	280	Nancy Rutter	76-77
2.	275	Renee Kelly	85-86
3.	181	Ericka Fields	90-91
4.	165	Erika Martin	94-95
5.	162	Vantrece Williams	91-92
6.	159	Sophie Cunningham	17-18
7.	153	Kesha Bonds	97-98
8.	152	Aijha Blackwell	21-22
9.	146	Christelle N'Garsanet	04-05
10.	143	Christine Flores	10-11

## FREE THROW PERCENTAGE (min. 50 att.)

1.	.885	Kerensa Barr	01-02
2.	.866	Hayley Frank	21-22
3.	.845	Amy Fordham	92-93
4.	.836	Sophie Cunningham	17-18
5.	.823	Julie Helm	98-99
6.	.813	Sharon Bax	98-99
7.	.810	Mary Brueggstrass	83-84
8.	.800	Andrea Siemer	94-95
9.	.788	Lisa Plummer	79-80
10.	.786	Carol Coykendall	91-92

## REBOUNDS

1.	395	Renee Kelly	85-86
2.	356	Nancy Rutter	76-77
3.	350	Aijha Blackwell	21-22
4.	273	Kesha Bonds	97-98
5.	247	Jordan Frericks	15-16
6.	245	Nikki Smith	93-94
7.	243	Amber Smith	18-19
8.	238	Evan Unrau	02-03
9.	227	Mary Brueggstrass	83-84
	227	Cierra Porter	17-18
	227	Joni Davis	83-84

## REBOUND AVERAGE

1.	13.0	Aijha Blackwell	21-22
1.	12.3	Renee Kelly	85-86
2.	10.1	Kesha Bonds	97-98
3.	9.4	Nancy Rutter	76-77
4.	8.2	Nikki Smith	93-94
5.	7.7	Jordan Frericks	15-16
6.	7.7	Evan Unrau	02-03
7.	7.6	Erika Martin	94-95
	7.6	Mary Brueggstrass	83-84
	7.6	Cierra Porter	17-18

## BLOCKED SHOTS

1.	69	Amanda Lassiter	99-00
2.	56	Christine Flores	10-11
3.	45	Strech James	02-03
4.	41	Hannah Schuchts	18-19
5.	40	Nikki Smith	93-94
6.	39	Renee Kelly	85-86
	39	Mary Brueggstrass	83-84
8.	37	Christelle N'Garsanet	04-05
9.	34	EeTisha Riddle	05-06
10.	32	Lisa Sandbothe	89-90

## ASSISTS

1.	177	Amy Fordham	92-93
2.	139	Dee-Dee Polk	82-83
3.	124	Kerensa Barr	01-02
4.	123	Sarah Campbell	84-85
5.	116	LaToya Bond	04-05
6.	113	Lauren Aldridge	17-18
7.	109	Debra Williams	96-97
8.	106	Lindsey Cunningham	15-16
9.	102	Daina Supstiks	79-80
10.	100	Tonya Jorgenson	87-88

## STEALS

1.	88	RaeShara Brown	09-10
2.	86	Amanda Lassiter	99-00
3.	82	Amy Fordham	92-93
4.	81	Joni Davis	83-84
5.	77	Sarah Campbell	84-85
6.	66	Annette Hollins	80-81
7.	65	LaToya Bond	04-05
8.	63	Erika Martin	94-95
9.	61	Kesha Bonds	97-98
10.	60	Debra Williams	96-97
	60	Renay Daugherty	86-87

# SENIOR CLASS RECORDS

## POINTS SCORED

1.	776	Joni Davis	84-85
2.	713	Renee Kelly	86-87
3.	624	Sophie Cunningham	18-19
4.	610	Amanda Lassiter	00-01
5.	580	Jennie Skimbo	79-80
6.	579	Sandie Prophete	88-89
7.	568	Bri Kulas	13-14
8.	536	Ericka Fields	91-92
9.	535	Tracy Ellis	87-88
10.	533	LaToya Bond	05-06

## POINTS PER GAME

1.	25.0	Joni Davis	84-85
2.	24.6	Renee Kelly	86-87
3.	22.4	Sarah Campbell	85-86
4.	20.0	Sandie Prophete	88-89
5.	19.1	Ericka Fields	91-92
	19.1	Amanda Lassiter	00-01
7.	19.0	Erika Martin	95-96
8.	18.4	Tracy Ellis	87-88
9.	18.3	Bri Kulas	13-14
10.	17.8	Sophie Cunningham	18-19

## FIELD GOALS MADE

1.	326	Joni Davis	84-85
2.	275	Renee Kelly	86-87
3.	238	Amanda Lassiter	00-01
4.	226	Jennie Skimbo	79-80
5.	220	Sandie Prophete	88-89
6.	212	EeTisha Riddle	06-07
7.	207	Daina Supstiks	80-81
8.	194	Sophie Cunningham	18-19
9.	193	Ericka Fields	91-92
10.	192	Bri Kulas	13-14

## FIELD GOALS ATTEMPTED

1.	593	Joni Davis	84-85
2.	567	Amanda Lassiter	00-01
3.	468	Jennie Skimbo	79-80
4.	467	Sandie Prophete	88-89
5.	462	Renee Kelly	86-87
6.	453	RaeShara Brown	10-11
7.	450	Alyssa Hollins	08-09
8.	441	Bri Kulas	13-14
9.	430	Daina Supstiks	80-81
10.	429	Sharon Farrah	78-79

## FIELD GOAL PERCENTAGE (min 100 att.)

1.	.595	Renee Kelly	86-87
2.	.557	Tracy Ellis	87-88
3.	.550	Joni Davis	84-85
4.	.548	Sydney Crafton	12-13
5.	.546	Dee-Dee Polk	83-84
6.	.545	Kesha Bonds	98-99
7.	.543	LaDazhia Williams	21-22
8.	.541	Annette Schwander	83-84
9.	.536	Cierra Porter	18-19
10.	.535	Maggie LeValley	86-87

## 3-POINT FIELD GOALS MADE

1.	85	Sophie Cunningham	18-19
2.	84	Morgan Eye	14-15
3.	69	Sierra Michaelis	16-17
4.	65	Amanda Lassiter	00-01
5.	60	Alyssa Hollins	08-09
6.	58	Amanda Hanneman	09-10
7.	57	Lauren Aldridge	18-19
8.	55	Bri Kulas	13-14
9.	53	Morgan Stock	15-16
	53	Jordan Chavis	19-20

## 3-POINT FGs ATTEMPTED

1.	244	Morgan Eye	14-15
2.	214	Sierra Michaelis	16-17
3.	211	Sophie Cunningham	18-19
4.	201	Alyssa Hollins	08-09
5.	191	Amanda Hanneman	09-10
6.	187	Amanda Lassiter	00-01
7.	155	Morgan Stock	15-16
8.	149	RaeShara Brown	10-11
9.	148	Lauren Aldridge	18-19
10.	146	Natalie Bright	01-02

## 3-POINT FG PCT. (min. 30 att.)

1.	.432	Lianna Doty	16-17
2.	.424	Jordan Chavis	19-20
3.	.419	Sandie Prophete	87-88
	.419	MyEsha Perkins	03-04
5.	.404	Marchele Campbell	06-07
	.404	Lindsey Cunningham	16-17
7.	.403	Sophie Cunningham	18-19
8.	.401	Bri Kulas	13-14
9.	.398	Tracy Franklin	00-01
10.	.389	LaToya Bond	05-06

## FREE THROWS MADE

1.	175	Tracy Ellis	87-88
2.	163	Renee Kelly	86-87
3.	151	Sophie Cunningham	18-19
4.	150	Ericka Fields	91-92
5.	149	Christine Flores	11-12
6.	148	Nikki Smith	94-95
7.	145	Erika Martin	95-96
8.	131	Nancy Rutter	77-78
	131	Marcia Brooks	89-90
10.	129	Evan Unrau	03-04
	129	Bri Kulas	13-14

## FREE THROWS ATTEMPTED

1.	265	Renee Kelly	86-87
2.	222	Tracy Ellis	87-88
3.	218	Ericka Fields	91-92
4.	208	Vantrece Williams	92-93
5.	201	Nikki Smith	94-95
6.	196	Erika Martin	95-96
7.	193	Christine Flores	11-12
8.	181	Christelle N'Garsanet	05-06
9.	180	Sophie Cunningham	18-19
10.	178	Jennie Skimbo	79-80

## FREE THROW PERCENTAGE (min. 50 att.)

1.	.912	CaryInn Savant	06-07
2.	.882	Mandy Bryan	95-96
3.	.864	Kerensa Barr	02-03
4.	.857	Cierra Porter	18-19
5.	.846	Lisa Plummer	80-81
6.	.845	Michelle Farlow	94-95
7.	.840	Amy Monsees	99-00
8.	.839	Sophie Cunningham	18-19
9.	.838	Annette Schwander	83-84
10.	.832	Bri Kulas	13-14
	.832	LaToya Bond	05-06

## REBOUNDS

1.	279	Ericka Fields	91-92
2.	276	Renee Kelly	86-87
3.	274	Nancy Rutter	77-78
4.	268	Tracy Ellis	87-88
	268	Christelle N'Garsanet	05-06
6.	267	Evan Unrau	03-04
7.	266	Kesha Bonds	98-99
8.	262	Joni Davis	84-85
9.	260	Mary Brueggstrass	84-85
10.	253	BreAnna Brock	11-12

## REBOUND AVERAGE

1.	10.0	Ericka Fields	91-92
2.	9.5	Renee Kelly	86-87
	9.5	Kesha Bonds	98-99
4.	9.2	Tracy Ellis	87-88
5.	8.9	Nikki Smith	94-95
	8.9	Evan Unrau	03-04
7.	8.6	Christelle N'Garsanet	05-06
	8.6	Nancy Rutter	77-78
9.	8.5	Joni Davis	84-85
10.	8.4	Mary Brueggstrass	84-85

## BLOCKED SHOTS

1.	93	Christine Flores	11-12
2.	71	Stretch James	03-04
3.	64	Amanda Lassiter	00-01
4.	63	BreAnna Brock	11-12
5.	60	Lisa Sandbothe	90-91
	60	Hannah Schuchts	19-20
7.	56	Mary Brueggstrass	84-85
8.	53	Nikki Smith	94-95
9.	39	Christelle N'Garsanet	05-06
10.	37	EeTisha Riddle	06-07

## ASSISTS

1.	233	Dee-Dee Polk	83-84
2.	159	Kerensa Barr	02-03
3.	148	Amy Fordham	93-94
4.	140	RaeShara Brown	10-11
5.	126	Erika Martin	95-96
6.	119	Joni Davis	84-85
7.	113	Lisa Ellis	87-88
8.	112	Tracy Lozier	03-04
9.	110	Liana Doty	16-17
10.	109	Annette Hollins	81-82

## STEALS

1.	98	Amanda Lassiter	00-01
2.	97	Carla Yancey	90-91
3.	84	Joni Davis	84-85
4.	82	RaeShara Brown	10-11
5.	77	Annette Hollins	81-82
6.	75	Kerensa Barr	02-03
7.	69	Sandie Prophete	88-89
8.	66	Stacy Williams	93-94
9.	64	Cindy Kiser	79-80
10.	63	LaToya Bond	05-06

# YEAR-BY-YEAR LEADERS

## SCORING

YEAR	NAME	G	PTS	AVG.
1974-75	Nancy Rutter	17	266	15.6
1975-76	Sharon Farrah	19	292	15.4
1976-77	Nancy Rutter	40	667	16.7
1977-78	Sharon Farrah	32	516	16.1
1978-79	Sharon Farrah	30	456	15.2
1979-80	Jennie Skimbo	33	580	17.6
1980-81	Lorraine Ferret	33	510	15.5
1981-82	Lorraine Ferret	33	511	15.5
1982-83	Joni Davis	30	417	13.9
1983-84	Joni Davis	31	624	20.1
1984-85	Joni Davis	31	776	25.0
1985-86	Renee Kelly	32	756	23.6
1986-87	Renee Kelly	29	713	24.6
1987-88	Tracy Ellis	29	535	18.4
1988-89	Sandie Prophete	29	579	20.0
1989-90	Marcia Brooks	28	406	14.5
1990-91	Ericka Fields	28	492	17.6
1991-92	Ericka Fields	28	536	19.1
1992-93	Vantrece Williams	27	421	15.6
1993-94	Erika Martin	30	521	17.4
1994-95	Erika Martin	27	501	18.6
1995-96	Erika Martin	26	494	19.0
1996-97	Julie Helm	30	515	17.2
1997-98	Julie Helm	27	537	19.9
1998-99	Julie Helm	28	498	17.8
1999-00	Amanda Lassiter	30	418	13.9
2000-01	Amanda Lassiter	32	610	19.1
2001-02	Kerensa Barr	29	434	15.0
2002-03	Evan Unrau	31	497	16.0
2003-04	Evan Unrau	30	511	17.0
2004-05	Christelle N'Garsanet	29	364	12.6
2005-06	LaToya Bond	31	533	17.2
2006-07	EeTisha Riddle	31	524	16.9
2007-08	Alyssa Hollins	31	514	16.6
2008-09	Alyssa Hollins	30	393	13.1
2009-10	Jessra Johnson	28	353	12.6
2010-11	RaeShara Brown	31	521	16.8
2011-12	Christine Flores	31	525	16.9
2012-13	Bri Kulas	32	440	13.8
2013-14	Bri Kulas	31	568	18.3
2014-15	Jordan Frericks	33	435	13.2
2015-16	Sophie Cunningham	32	448	14.0
2016-17	Sophie Cunningham	31	541	17.5
2017-18	Sophie Cunningham	31	574	18.5
2018-19	Sophie Cunningham	35	624	17.8
2019-20	Aijha Blackwell	31	466	15.0
2020-21	Aijha Blackwell	21	305	14.5
2021-22	Hayley Frank	31	465	15.0
	Aijha Blackwell	27	415	15.4

## REBOUNDING

YEAR	NAME	G	REB	AVG.
1974-75	unavailable	--	--	--
1975-76	unavailable	--	--	--
1976-77	Nancy Rutter	40	356	8.9
1977-78	Nancy Rutter	32	274	8.6
1978-79	Linda King	30	212	7.1
1979-80	Jennie Skimbo	33	236	7.2
1980-81	Lorraine Ferret	33	266	8.1
1981-82	Debbie Walker	33	269	8.2
1982-83	Annette Schwander	30	208	6.9
1983-84	Joni Davis	31	227	7.3
	Mary Brueggstrass	30	227	7.6
1984-85	Renee Kelly	31	293	9.5
1985-86	Renee Kelly	32	395	12.3
1986-87	Renee Kelly	29	276	9.5
1987-88	Tracy Ellis	29	268	9.2

1988-89	Lisa Sandbothe	29	188	6.5
1989-90	Lisa Sandbothe	28	193	6.9
1990-91	Lisa Sandbothe	28	213	7.6
1991-92	Ericka Fields	28	279	10.0
1992-93	Lynette Linneman	27	206	7.6
1993-94	Nikki Smith	30	245	8.2
1994-95	Nikki Smith	27	241	8.9
1995-96	Erika Martin	26	194	7.5
1996-97	Kesha Bonds	30	289	9.6
1997-98	Kesha Bonds	27	273	10.1
1998-99	Kesha Bonds	28	266	9.5
1999-00	Amy Monsees	30	175	5.8
2000-01	Evan Unrau	32	230	7.2
2001-02	Evan Unrau	26	210	8.1
2002-03	Evan Unrau	31	238	7.7
2003-04	Evan Unrau	30	267	8.9
2004-05	Christelle N'Garsanet	29	189	6.5
2005-06	Christelle N'Garsanet	31	268	8.6
2006-07	Carlynn Savant	31	242	7.8
2007-08	Jessra Johnson	30	231	7.7
2008-09	Jessra Johnson	30	208	6.9
2009-10	Jessra Johnson	28	169	6.0
2010-11	RaeShara Brown	31	185	6.0
2011-12	BreAnna Brock	31	253	8.2
2012-13	Bri Kulas	32	209	6.5
2013-14	Jordan Frericks	31	215	6.9
2014-15	Jordan Frericks	33	327	9.9
2015-16	Jordan Frericks	32	247	7.7
2016-17	Cierra Porter	33	266	8.1
2017-18	Jordan Frericks	32	243	7.6
2018-19	Amber Smith	35	243	6.9
2019-20	Aijha Blackwell	31	225	7.3
2020-21	Aijha Blackwell	21	232	11.0
2021-22	Aijha Blackwell	27	350	13.0

## ASSISTS

YEAR	NAME	G	AST	AVG.
1974-75	unavailable	--	--	--
1975-76	unavailable	--	--	--
1976-77	unavailable	--	--	--
1977-78	unavailable	--	--	--
1978-79	Sharon Farrah	30	81	2.7
1979-80	Daina Supstiks	33	102	3.1
1980-81	Daina Supstiks	32	98	3.1
1981-82	Annette Hollins	33	109	3.3
1982-83	Dee-Dee Polk	30	139	4.6
1983-84	Dee-Dee Polk	31	233	7.5
1984-85	Sarah Campbell	31	123	4.0
1985-86	Eileen Keene	26	131	5.0
1986-87	Renay Daugherty	28	98	3.5
1987-88	Lisa Ellis	28	113	4.0
1988-89	Marcia Brooks	29	93	3.2
1989-90	Marcia Brooks	28	90	3.2
1990-91	Carla Yancey	28	80	2.9
1991-92	Amy Fordham	23	112	4.9
1992-93	Amy Fordham	27	177	6.6
1993-94	Amy Fordham	24	148	6.2
1994-95	Erika Martin	27	95	3.5
1995-96	Erika Martin	26	126	4.8
1996-97	Debra Williams	29	109	3.8
1997-98	Debra Williams	27	127	4.7
1998-99	Tracy Franklin	28	67	2.4
	Ekpe Akpaffiong	28	67	2.4
1999-00	Amanda Lassiter	30	99	3.3
2000-01	Kerensa Barr	32	148	4.6
2001-02	Kerensa Barr	29	124	4.3
2002-03	Kerensa Barr	31	159	5.1
2003-04	Tracy Lozier	30	112	3.7
2004-05	LaToya Bond	29	116	4.0

2005-06	LaToya Bond	31	99	3.2
2006-07	Blair Hardiek	31	70	2.3
2007-08	Toy Richbow	31	117	3.8
2008-09	RaeShara Brown	30	71	2.4
2009-10	RaeShara Brown	30	96	3.2
2010-11	RaeShara Brown	31	140	4.5
2011-12	Kyley Simmons	31	111	3.6
2012-13	Lianna Doty	32	151	4.7
2013-14	Lianna Doty	31	175	5.6
2014-15	Lindsey Cunningham	33	91	2.8
2015-16	Lindsey Cunningham	32	106	3.3
2016-17	Lianna Doty	33	110	3.3
2017-18	Lauren Aldridge	32	113	3.5
2018-19	Sophie Cunningham	35	98	2.8
2019-20	Aijha Blackwell	31	83	2.7
2020-21	Shug Dickson	22	88	4.0
2021-22	Mama Dembele	31	114	3.6

## STEALS

YEAR	NAME	G	STL	AVG.
1974-75	unavailable	--	--	--
1975-76	unavailable	--	--	--
1976-77	unavailable	--	--	--
1977-78	unavailable	--	--	--
1978-79	Sharon Farrah	30	62	2.1
1979-80	Cindy Kiser	33	64	1.9
1980-81	Annette Hollins	33	66	2.0
1981-82	Annette Hollins	33	77	2.3
1982-83	Joni Davis	30	47	1.6
1983-84	Joni Davis	31	81	2.6
1984-85	Joni Davis	31	84	2.7
1985-86	Eileen Keene	26	52	2.0
1986-87	Renay Daugherty	28	60	2.1
1987-88	Lisa Ellis	28	57	2.0
1988-89	Sandie Prophete	29	69	2.4
1989-90	Carla Yancey	27	57	2.1
1990-91	Carla Yancey	28	97	3.5
1991-92	Stacy Williams	28	49	1.8
1992-93	Amy Fordham	27	82	3.0
1993-94	Stacy Williams	30	66	2.2
1994-95	Erika Martin	27	63	2.3
1995-96	Mandy Bryan	27	57	2.1
1996-97	Debra Williams	29	60	2.1
1997-98	Kesha Bonds	27	61	2.3
1998-99	Kesha Bonds	28	46	1.6
1999-00	Amanda Lassiter	30	86	2.9
2000-01	Amanda Lassiter	32	98	3.1
2001-02	Kerensa Barr	29	57	2.0
2002-03	Kerensa Barr	31	75	2.4
2003-04	Tracy Lozier	30	50	1.7
2004-05	LaToya Bond	29	65	2.2
2005-06	LaToya Bond	31	63	2.0
2006-07	Tiffany Brooks	31	52	1.7
2007-08	Alyssa Hollins	31	55	1.8
2008-09	RaeShara Brown	30	79	2.6
2009-10	RaeShara Brown	30	88	2.9
2010-11	RaeShara Brown	31	82	2.6
2011-12	Christine Flores	31	35	1.1
2012-13	Lianna Doty	32	56	1.8
2013-14	Lianna Doty	31	53	1.7
2014-15	Jordan Frericks	33	49	1.5
2015-16	Jordan Frericks	32	39	1.2
2016-17	Sierra Michaelis	33	59	1.8
2017-18	Jordan Frericks	32	27	0.8
2018-19	Sophie Cunningham	35	45	1.3
2019-20	Jordan Chavis	30	31	1.0
2020-21	Mama Dembele	22	35	1.6
2021-22	Mama Dembele	31	44	1.4

# YEAR-BY-YEAR LEADERS

## BLOCKED SHOTS

YEAR	NAME	G	BS	AVG.
1974-75	unavailable	--	--	--
1975-76	unavailable	--	--	--
1976-77	unavailable	--	--	--
1977-78	unavailable	--	--	--
1978-79	Jennie Skimbo	30	23	0.8
1979-80	Jennie Skimbo	33	25	0.8
1980-81	Lorraine Ferret	33	22	0.7
1981-82	Mary Brueggstrass	33	36	1.1
1982-83	Mary Brueggstrass	30	46	1.5
1983-84	Mary Brueggstrass	30	39	1.3
1984-85	Mary Brueggstrass	31	56	1.8
1985-86	Renee Kelly	32	39	1.2
1986-87	Renee Kelly	29	34	1.2
1987-88	Lisa Sandbothe	29	23	0.8
1988-89	Lisa Sandbothe	29	28	1.0
1989-90	Lisa Sandbothe	28	32	1.1
1990-91	Lisa Sandbothe	28	60	2.1
1991-92	Lynette Linneman	26	27	1.0
1992-93	Nikki Smith	26	23	0.9
1993-94	Nikki Smith	30	40	1.3
1994-95	Nikki Smith	27	53	2.0
1995-96	Kesha Bonds	27	37	1.4
1996-97	Kesha Bonds	30	30	1.0
1997-98	Kesha Bonds	27	31	1.1
1998-99	Kesha Bonds	28	26	0.9
1999-00	Amanda Lassiter	30	69	2.3
2000-01	Amanda Lassiter	32	64	2.0
2001-02	Wannette Smith	29	25	0.9
2002-03	Stretch James	31	46	1.5
2003-04	Stretch James	30	71	2.4
2004-05	Christelle N'Garsanet	29	37	1.3
2005-06	Christelle N'Garsanet	31	39	1.3
2006-07	EeTisha Riddle	31	37	1.2
2007-08	Jessra Johnson	30	28	0.9
2008-09	Jessra Johnson	30	28	0.9
2009-10	Christine Flores	30	39	1.3
2010-11	Christine Flores	30	56	1.9
2011-12	Christine Flores	31	93	3.0
2012-13	Liz Smith	32	25	0.8
2013-14	Jordan Frericks	31	38	1.2
2014-15	Jordan Frericks	33	46	1.4
2015-16	Jordan Frericks	32	24	0.8
2016-17	Cierra Porter	33	45	1.4
2017-18	Cierra Porter	30	31	1.0
2018-19	Hannah Schuchts	35	41	1.2
2019-20	Hannah Schuchts	31	60	1.9
2020-21	La'Dazhia Williams	21	26	1.2
2021-22	Hayley Frank	31	21	0.7

## FIELD GOAL PERCENTAGE (min. 50 att.)

YEAR	NAME	G	FG-FGA	PCT.
1974-75	unavailable	--	--	--
1975-76	Karen Rudolph	10	29-60	.483
1976-77	Suzanne Alt	40	162-321	.505
1977-78	Sharon Farrah	32	225-458	.491
1978-79	Janet Flora	23	63-134	.470
1979-80	Donna Stephens	18	69-133	.519
1980-81	Donna Stephens	10	55-106	.519
1981-82	Mary Brueggstrass	33	76-161	.472
1982-83	Mary Brueggstrass	30	102-185	.551
1983-84	Sarah Campbell	31	162-287	.564
1984-85	Joni Davis	31	326-593	.550
1985-86	Renee Kelly	32	290-504	.575
1986-87	Renee Kelly	29	275-462	.595
1987-88	Tracy Ellis	29	180-323	.557
1988-89	Carla Yancey	27	50-99	.505
1989-90	Ericka Fields	28	113-217	.521

1990-91	Lynette Linneman	27	69-151	.457
1991-92	Ericka Fields	28	193-367	.526
1992-93	Lynette Linneman	27	151-284	.532
1993-94	Erika Martin	30	199-408	.488
1994-95	Veronica Turner	22	45-89	.506
1995-96	Kesha Bonds	27	123-201	.612
1996-97	Susan Dixon	30	57-103	.553
1997-98	Kesha Bonds	27	142-250	.568
1998-99	Kesha Bonds	28	144-264	.545
1999-00	Ekpe Akpaffiong	30	57-112	.509
2000-01	Evan Unrau	32	103-180	.572
2001-02	Amy Loftus	23	34-62	.548
2002-03	Melanie Fisher	31	79-159	.497
2003-04	Myesha Perkins	21	87-177	.492
2004-05	Christelle N'Garsanet	29	147-316	.465
2005-06	LaToya Bond	31	185-369	.501
2006-07	EeTisha Riddle	31	212-414	.512
2007-08	Shakara Jones	31	139-293	.474
2008-09	Shakara Jones	30	130-258	.504
2009-10	Christine Flores	30	95-204	.466
2010-11	BreAnna Brock	30	57-120	.475
2011-12	BreAnna Brock	31	165-345	.478
2012-13	Sydney Crafton	32	119-217	.548
2013-14	Jordan Frericks	31	91-189	.481
2014-15	Michelle Hudyn	23	45-89	.506
2015-16	Jordan Frericks	32	151-274	.551
2016-17	Sophie Cunningham	31	177-367	.482
2017-18	Sophie Cunningham	31	186-343	.542
2018-19	Cierra Porter	22	60-112	.536
2019-20	Nadia Green	29	50-93	.538
2020-21	La'Dazhia Williams	21	106-182	.582
2021-22	La'Dazhia Williams	27	102-188	.543

## 3-POINT FIELD GOAL PERCENTAGE (min. 30 att.)

YEAR	NAME	G	3FG-3FGA	PCT.
1987-88	Sandie Prophete	29	13-31	.419
1988-89	Sandie Prophete	29	19-57	.333
1989-90	Marcia Brooks	28	23-60	.383
1990-91	Stacy Williams	26	8-32	.250
1991-92	Amy Fordham	23	24-65	.369
1992-93	Stacy Williams	27	12-49	.245
1993-94	Stacy Williams	30	24-85	.282
1994-95	Erika Martin	27	11-33	.333
1995-96	Erika Martin	26	13-41	.317
1996-97	Julie Helm	30	32-78	.410
1997-98	Julie Helm	27	26-75	.347
1998-99	Julie Helm	28	35-88	.398
1999-00	Kerensa Barr	30	14-33	.424
2000-01	Tracy Franklin	32	47-118	.398
2001-02	Evan Unrau	26	16-41	.390
2002-03	Tracy Lozier	31	60-147	.408
2003-04	Myesha Perkins	21	18-43	.419
2004-05	CaryLynn Savant	29	35-83	.422
2005-06	CaryLynn Savant	31	57-124	.460
2006-07	Alyssa Hollins	31	64-166	.386
2007-08	Amanda Hanneman	30	41-99	.414
2008-09	Alyssa Hollins	30	60-201	.299
2009-10	Marissa Scott	30	11-30	.367
2010-11	RaeShara Brown	31	52-149	.349
2011-12	Kyley Simmons	31	37-95	.389
2012-13	Morgan Eye	32	112-269	.416
2013-14	Morgan Eye	31	108-253	.427
2014-15	Sierra Michaelis	33	46-120	.383
2015-16	Lindsey Cunningham	32	26-55	.473
2016-17	Lianna Doty	33	19-44	.432
2017-18	Sophie Cunningham	31	69-151	.457
2018-19	Sophie Cunningham	35	85-211	.403
	Hannah Schuchts	35	27-67	.403

2019-20	Jordan Chavis	30	53-125	.424
2020-21	Hayley Frank	20	37-82	.451
2021-22	Hayley Frank	31	80-173	.462

## FREE THROW PERCENTAGE (min. 50 att.)

YEAR	NAME	G	FT-FTA	PCT.
1974-75	Nancy Rutter	17	72-104	.692
1975-76	Julie Beck	18	38-52	.731
1976-77	Nancy Rutter	40	211-280	.754
1977-78	Nancy Rutter	32	131-165	.794
1978-79	Sharon Farrah	30	76-102	.745
1979-80	Lisa Plummer	32	67-85	.788
1980-81	Lisa Plummer	33	55-65	.846
1981-82	Annette Hollins	33	96-121	.793
1982-83	Mary Brueggstrass	30	50-66	.758
1983-84	Annette Schwander	30	57-68	.838
1984-85	Joni Davis	31	124-154	.805
1985-86	Sandie Prophete	28	58-71	.817
1986-87	Monique Lucas	27	49-65	.754
1987-88	Tracy Ellis	29	175-222	.788
1988-89	Sharon Bax	29	91-112	.813
1989-90	Marcia Brooks	28	131-163	.804
1990-91	Alicia Lambert	25	38-50	.760
1991-92	Carol Coykendall	28	44-56	.786
1992-93	Amy Fordham	27	49-58	.845
1993-94	Andrea Siemer	30	75-99	.758
1994-95	Michelle Farlow	21	49-58	.845
1995-96	Mandy Bryan	27	67-76	.882
1996-97	Julie Helm	30	131-163	.804
1997-98	Julie Helm	27	133-159	.836
1998-99	Julie Helm	28	107-130	.823
1999-00	Amy Monsees	30	84-100	.840
2000-01	Kerensa Barr	32	62-78	.795
2001-02	Kerensa Barr	29	100-113	.885
2002-03	Kerensa Barr	31	76-88	.864
2003-04	Tracy Lozier	30	33-41	.805
2004-05	LaToya Bond	29	85-114	.746
2005-06	LaToya Bond	31	119-143	.832
2006-07	Carlynn Savant	31	104-114	.912
2007-08	Alyssa Hollins	31	48-64	.750
2008-09	Jessra Johnson	30	71-101	.703
2009-10	Christine Flores	30	90-122	.738
2010-11	Christine Flores	30	102-143	.713
2011-12	Christine Flores	31	149-193	.772
2012-13	Bri Kulas	32	92-126	.730
2013-14	Bri Kulas	31	129-155	.832
2014-15	Sierra Michaelis	33	46-63	.730
2015-16	Sophie Cunningham	32	113-136	.831
2016-17	Sophie Cunningham	31	140-165	.848
2017-18	Sophie Cunningham	31	133-159	.836
2018-19	Cierra Porter	22	48-56	.857
2019-20	Hayley Frank	31	79-90	.878
2020-21	La'Dazhia Williams	21	49-71	.690
2021-22	Hayley Frank	31	71-82	.866

# INDIVIDUAL CAREER RECORDS

**Games Played:** 131, Cindy Kiser (1976-80)  
**Points Scored:** 2,187, Sophie Cunningham (2015-19)  
**Scoring Average:** 17.4, Renee Kelly (1983-87)  
**Field Goals Made:** 910, Joni Davis (1981-85)  
**Field Goals Attempted:** 1,711, Joni Davis (1981-85)  
**Field Goal Percentage:** .566, Renee Kelly (1983-87)  
**3-Point Field Goals Made:** 367, Morgan Eye (2011-15)  
**3-Point Field Goals Attempted:** 943, Morgan Eye (2011-15)  
**3-Point Field Goal Percentage:** .406, Lindsey Cunningham (2013-17)  
**Free Throws Made:** 537, Sophie Cunningham (2015-19)  
**Free Throws Attempted:** 792, Renee Kelly (1983-87)  
**Free Throw Percentage:** .845, Carlynn Savant (2004-07)  
**Rebounds:** 1,098, Renee Kelly (1983-87)  
**Rebound Average:** 9.1, Kesha Bonds (1995-99)  
**Assists:** 489, Kerensa Barr (2000-03)  
**Steals:** 273, RaeShara Brown (2008-11)  
**Blocked Shots:** 209, Christine Flores (2008-12)  
**Personal Fouls:** 403, Renee Kelly (1983-87)

## SCORING (1,000-POINT CLUB)

1.	2,187	Sophie Cunningham	2015-19
2.	2,126	Joni Davis	1981-85
3.	2,119	Renee Kelly	1983-87
4.	1,925	Julie Helm	1996-00
5.	1,820	Sharon Farrah	1975-79
6.	1,643	Nancy Rutter	1974-78
7.	1,624	Lorraine Ferret	1979-83
8.	1,597	Evan Unrau	2000-04
9.	1,535	Erika Martin	1992-96
10.	1,480	Sandie Prophete	1985-89
11.	1,433	Jordan Frericks	2013-18
12.	1,389	Ericka Fields	1988-92
13.	1,381	Kesha Bonds	1995-99
14.	1,374	Morgan Eye	2011-15
15.	1,323	Alyssa Hollins	2005-09
16.	1,321	Sarah Campbell	1982-86
17.	1,315	Julie Maxey	1976-80
18.	1,312	Christine Flores	2008-12
19.	1,311	Mary Brueggestrass	1981-85
20.	1,299	Amber Smith	2016-20
21.	1,255	Jessra Johnson	2006-10
22.	1,218	Lisa Sandbothe	1987-91
23.	1,206	Shakara Jones	2007-11
24.	1,194	Stacy Williams	1990-94
T25.	1,186	Aijha Blackwell	2019-22
T25.	1,186	LaToya Bond	2002-06
27.	1,167	Cierra Porter	2015-19
28.	1,161	Kerensa Barr	1999-03
29.	1,158	Sierra Michaelis	2016-17
30.	1,135	Daina Supstiks	1977-81
31.	1,097	Cindy Kiser	1976-80
32.	1,089	Suzanne Alt	1974-78
33.	1,088	Debbie Walker	1979-83
34.	1,083	Hayley Frank	2019-Pres.
35.	1,052	Tracy Ellis	1984-88
36.	1,034	EeTisha Riddle	2003-07
37.	1,028	Amanda Lassiter	1999-01
38.	1,027	RaeShara Brown	2007-11
39.	1,008	Bri Kulas	2012-14

# INDIVIDUAL CAREER RECORDS

## POINTS PER GAME

1.	17.4	Renee Kelly	83-87
2.	17.1	Joni Davis	81-85
3.	17.0	Sophie Cunningham	15-19
4.	16.6	Amanda Lassiter	99-01
5.	16.3	Julie Helm	95-00
	16.3	Erika Martin	92-96
7.	16.0	Bri Kulas	12-14
8.	15.3	Nancy Rutter	74-78
	15.3	Jennie Skimbo	77-80
10.	15.0	Sharon Farrah	75-79
	15.0	Aijha Blackwell	19-22

## FIELD GOALS MADE

1.	910	Joni Davis	81-85
2.	819	Renee Kelly	83-87
3.	770	Sharon Farrah	75-79
4.	706	Sophie Cunningham	15-19
5.	687	Julie Helm	95-00
6.	677	Lorraine Ferret	79-83
7.	584	Evan Unrau	00-04
8.	581	Nancy Rutter	75-78
9.	573	Julie Maxey	76-80
10.	566	Sandie Prophete	85-89

## FIELD GOALS ATTEMPTED

1.	1,711	Joni Davis	81-85
2.	1,685	Sharon Farrah	75-79
3.	1,579	Julie Helm	95-00
4.	1,449	Lorraine Ferret	79-83
5.	1,448	Renee Kelly	83-87
6.	1,410	Sophie Cunningham	15-19
7.	1,381	Alyssa Hollins	05-09
8.	1,260	Julie Maxey	76-80
9.	1,245	Stacy Williams	90-94
10.	1,230	Sandie Prophete	85-89

## FIELD GOAL PCT. (min. 500 att.)

1.	.566	Renee Kelly	81-85
2.	.556	Kesha Bonds	95-99
3.	.537	Sarah Campbell	82-86
4.	.532	Joni Davis	81-85
5.	.518	Dee-Dee Polk	82-84
6.	.517	Mary Brueggstrass	81-85
7.	.510	Jordan Frericks	13-18
8.	.501	Sophie Cunningham	15-19
	.501	Tracy Ellis	84-88
10.	.498	Lynette Linneman	89-93

## 3-POINT FIELD GOALS MADE

1.	367	Morgan Eye	11-15
2.	238	Sophie Cunningham	15-19
3.	226	Alyssa Hollins	05-09
4.	185	Sierra Michaelis	13-17
5.	149	Jordan Chavis	16-20
6.	142	Carlynn Savant	03-07
7.	140	Tracy Lozier	00-04
8.	138	Morgan Stock	12-16
9.	131	Maddie Stock	12-16
10.	126	Amber Smith	16-20

## 3-POINT FIELD GOALS ATTEMPTED

1.	943	Morgan Eye	11-15
2.	637	Alyssa Hollins	05-09
3.	590	Sophie Cunningham	15-19
4.	531	Sierra Michaelis	13-17
5.	448	Maddie Stock	12-16
6.	446	Morgan Stock	12-16
7.	410	Jordan Chavis	16-20
8.	406	Tracy Lozier	00-04
9.	355	Carlynn Savant	03-07
10.	354	Amber Smith	16-20

## 3-POINT FIELD GOAL PCT. (min. 100 att.)

1.	.406	Lindsey Cunningham	13-17
2.	.403	Sophie Cunningham	15-19
3.	.400	Carlynn Savant	03-07
4.	.389	Morgan Eye	11-15
5.	.376	Lauren Aldridge	17-19
6.	.373	Liana Doty	12-17
7.	.365	Julie Helm	96-00
8.	.363	Jordan Chavis	16-20
9.	.358	Bri Kulas	12-14
10.	.356	Amber Smith	16-20

## FREE THROWS MADE

1.	537	Sophie Cunningham	15-19
2.	481	Nancy Rutter	74-78
	481	Renee Kelly	83-87
4.	428	Julie Helm	96-00
5.	390	Erika Martin	92-96
6.	386	Ericka Fields	88-92
7.	374	Christine Flores	08-12
8.	346	Evan Unrau	00-04
	346	Cierra Porter	15-19
10.	327	Jordan Frericks	13-18

## FREE THROWS ATTEMPTED

1.	792	Renee Kelly	83-87
2.	645	Nancy Rutter	74-78
3.	640	Sophie Cunningham	15-19
4.	570	Ericka Fields	88-92
5.	542	Erika Martin	92-96
6.	536	Julie Helm	96-00
7.	520	Christine Flores	08-12
8.	516	Jordan Frericks	13-18
9.	486	Kesha Bonds	95-99
10.	483	Evan Unrau	00-04

## FREE THROW PCT. (min. 100 att.)

1.	.845	Carlynn Savant	03-07
2.	.839	Sophie Cunningham	15-19
3.	.837	Morgan Eye	11-15
4.	.812	Kerensa Barr	99-03
5.	.807	Mandy Bryan	94-96
6.	.801	Cierra Porter	15-19
7.	.800	Nancy Hoover	89-92
8.	.799	Julie Helm	96-00
9.	.786	Bri Kulas	12-14
10.	.781	LaToya Bond	02-06

## REBOUNDS

1.	1,098	Renee Kelly	83-87
2.	1,032	Jordan Frericks	13-18
3.	1,021	Kesha Bonds	95-99
4.	945	Evan Unrau	00-04
5.	863	Joni Davis	81-85
6.	831	Annette Schwander	80-84
7.	807	Aijha Blackwell	19-22
8.	805	Mary Brueggstrass	81-85
9.	788	Lorraine Ferret	79-83
10.	769	Cierra Porter	15-19

## REBOUNDING AVERAGE

1.	10.2	Aijha Blackwell	19-22
2.	9.1	Kesha Bonds	95-99
3.	9.0	Renee Kelly	83-87
4.	8.8	Nancy Rutter	74-78
5.	8.6	Aijha Blackwell	18-20
6.	8.1	Jordan Frericks	13-18
7.	7.9	Evan Unrau	00-04
8.	7.4	Vantrece Williams	91-93
9.	7.0	Joni Davis	81-85
10.	6.9	Jennie Skimbo	78-80

## BLOCKED SHOTS

1.	209	Christine Flores	08-12
2.	177	Mary Brueggstrass	81-85
3.	143	Lisa Sandbothe	87-91
4.	140	Hannah Schuchts	16-20
5.	133	Amanda Lassiter	99-01
6.	132	Jordan Frericks	13-18
7.	125	Nikki Smith	91-95
8.	124	Kesha Bonds	95-99
9.	118	Renee Kelly	83-87
10.	116	Stretch James	01-04

## BLOCKS PER GAME

1.	2.1	Amanda Lassiter	99-01
2.	1.9	Stretch James	02-04
3.	1.8	Christine Flores	08-12
4.	1.4	Mary Brueggstrass	81-85
5.	1.3	Lisa Sandbothe	87-91
6.	1.1	Kesha Bonds	95-99
	1.1	BreAnna Brock	08-12
	1.1	Hannah Schuchts	15-20
	1.1	Nikki Smith	91-95
10.	1.0	Jordan Frericks	13-18

## ASSISTS

1.	489	Kerensa Barr	99-03
2.	483	Lianna Doty	12-17
3.	470	Amy Fordham	90-94
4.	390	Sophie Cunningham	15-19
5.	372	Dee-Dee Polk	82-84
6.	337	RaeShara Brown	07-11
7.	331	LaToya Bond	02-06
8.	324	Lisa Ellis	84-88
9.	323	Joni Davis	81-85
10.	315	Natalie Bright	98-02

## ASSISTS PER GAME

1.	6.1	Dee-Dee Polk	82-84
2.	5.1	Amy Fordham	90-94
3.	4.2	Debra Williams	96-98
4.	4.0	Kerensa Barr	99-03
5.	3.8	Lianna Doty	12-17
6.	3.2	Marcia Brooks	88-90
	3.2	Erika Martin	92-96
8.	3.1	Kyley Simmons	11-13
9.	3.0	Sophie Cunningham	15-19
	3.0	Lauren Aldridge	17-19

## STEALS

1.	273	RaeShara Brown	07-11
2.	248	Joni Davis	81-85
3.	242	Kerensa Barr	99-03
4.	222	Carla Yancey	87-91
5.	204	Sarah Campbell	82-85
6.	204	Amy Fordham	90-94
7.	197	Sandie Prophete	85-89
8.	195	LaToya Bond	02-06
8.	194	Stacy Williams	90-94
9.	192	Lianna Doty	12-17
10.	184	Amanda Lassiter	99-01

## STEALS PER GAME

1.	3.0	Amanda Lassiter	99-01
2.	2.2	RaeShara Brown	07-11
	2.2	Amy Fordham	90-94
	2.2	Annette Hollins	80-82
5.	2.1	Debra Williams	96-98
6.	2.0	Carla Yancey	87-91
	2.0	Joni Davis	81-85
	2.0	Kerensa Barr	99-03
	2.0	Sarah Campbell	82-86
10.	1.8	LaToya Bond	02-06

# 1,000-POINT CLUB



## 1. SOPHIE CUNNINGHAM - 2,187 POINTS

SEASON	G-GS	MIN	MPG	FG-A	FG%	3FG-A	3FG%	FT-A	FT%	O	D	REB / AVG	PF	FO	AST / TO	BS / S	TP	AVG.
2015-16	32-32	964	30.1	149-297	.502	37-104	.356	113-136	.831	46	141	187 / 5.8	97	4	95 / 77	17 / 36	448	14.0
2016-17	31-31	1020	32.9	177-367	.482	47-124	.379	140-165	.848	45	119	164 / 5.3	97	6	104 / 107	10 / 28	541	17.5
2017-18	31-31	1014	32.7	186-343	.542	69-151	.457	133-159	.836	27	118	145 / 4.7	96	3	93 / 93	6 / 26	574	18.5
2018-19	35-35	1199	34.3	194-403	.481	85-211	.403	151-180	.839	33	172	205 / 5.9	115	8	98 / 104	12 / 45	624	17.8
<b>TOTALS</b>	<b>129-129</b>	<b>4197</b>	<b>32.5</b>	<b>706-1410</b>	<b>.501</b>	<b>238-590</b>	<b>.403</b>	<b>537-640</b>	<b>.839</b>	<b>151</b>	<b>550</b>	<b>701 / 5.4</b>	<b>405</b>	<b>21</b>	<b>390 / 381</b>	<b>45 / 135</b>	<b>2187</b>	<b>17.0</b>



## 2. JONI DAVIS - 2,126 POINTS

SEASON	G-GS	MIN	MPG	FG-A	FG%	3FG-A	3FG%	FT-A	FT%	O	D	REB / AVG	PF	FO	AST / TO	BS / S	TP	AVG.
1981-82	32-15	0	0.0	130-281	.463	-	-	49-69	.710	-	-	178 / 5.6	94	3	70 / 76	23 / 36	309	9.7
1982-83	30-29	0	0.0	182-340	.535	-	-	53-90	.589	-	-	196 / 6.5	92	6	53 / 67	27 / 47	417	13.9
1983-84	31-31	0	0.0	272-497	.547	-	-	80-117	.684	-	-	227 / 7.3	87	0	81 / 107	30 / 81	624	20.1
1984-85	31-31	0	0.0	326-593	.550	-	-	124-154	.805	-	-	262 / 8.5	98	5	119 / 100	28 / 84	776	25.0
<b>TOTALS</b>	<b>124-106</b>	<b>0</b>	<b>0.0</b>	<b>910-1711</b>	<b>.532</b>	<b>0-0</b>	<b>.000</b>	<b>306-430</b>	<b>.712</b>	<b>-</b>	<b>-</b>	<b>863 / 7.0</b>	<b>371</b>	<b>14</b>	<b>323 / 350</b>	<b>108 / 248</b>	<b>2126</b>	<b>17.1</b>



## 3. RENEE KELLY - 2,119 POINTS

SEASON	G-GS	MIN	MPG	FG-A	FG%	3FG-A	3FG%	FT-A	FT%	O	D	REB / AVG	PF	FO	AST / TO	BS / S	TP	AVG.
1983-84	30-4	0	0.0	95-187	.508	-	-	43-80	.538	-	-	134 / 4.5	85	0	2 / 41	14 / 34	233	9.7
1984-85	31-31	0	0.0	159-295	.539	-	-	99-172	.576	-	-	293 / 9.5	113	6	21 / 69	31 / 55	417	13.5
1985-86	32-32	0	0.0	290-504	.575	-	-	176-275	.640	-	-	395 / 12.3	109	0	12 / 128	39 / 52	756	23.6
1986-87	29-29	932	32.1	275-462	.595	-	-	163-265	.615	-	-	276 / 9.5	96	3	9 / 83	34 / 36	713	24.6
<b>TOTALS</b>	<b>122-96</b>	<b>932</b>	<b>7.6</b>	<b>819-1448</b>	<b>.566</b>	<b>0-0</b>	<b>.000</b>	<b>481-792</b>	<b>.607</b>	<b>-</b>	<b>-</b>	<b>1098 / 9.0</b>	<b>403</b>	<b>9</b>	<b>44 / 321</b>	<b>118 / 177</b>	<b>2119</b>	<b>17.4</b>



## 4. JULIE HELM - 1,925 POINTS

SEASON	G-GS	MIN	MPG	FG-A	FG%	3FG-A	3FG%	FT-A	FT%	O	D	REB / AVG	PF	FO	AST / TO	BS / S	TP	AVG.
1995-96	3-0	0	0.0	5-10	.500	0-1	.000	3-6	.500	2	2	4 / 1.3	4	0	5 / 7	0 / 2	13	4.3
1996-97	30-29	944	31.5	176-393	.448	32-78	.410	131-163	.804	48	82	130 / 4.3	69	1	74 / 100	3 / 33	515	17.2
1997-98	27-27	927	34.3	189-422	.448	26-75	.347	133-159	.836	41	91	132 / 4.9	68	2	49 / 85	4 / 32	537	19.9
1998-99	28-27	955	34.1	178-405	.440	35-88	.398	107-130	.823	42	88	130 / 4.6	63	1	60 / 107	1 / 26	498	17.8
1999-00	30-27	753	25.1	139-349	.398	30-85	.353	54-78	.692	53	63	116 / 3.9	54	0	44 / 62	1 / 33	362	12.1
<b>TOTALS</b>	<b>118-110</b>	<b>3579</b>	<b>30.3</b>	<b>687-1579</b>	<b>.435</b>	<b>123-327</b>	<b>.376</b>	<b>428-536</b>	<b>.799</b>	<b>186</b>	<b>326</b>	<b>512 / 4.3</b>	<b>258</b>	<b>4</b>	<b>232 / 361</b>	<b>9 / 126</b>	<b>1925</b>	<b>16.3</b>



## 5. SHARON FARRAH - 1,820 POINTS

SEASON	G-GS	MIN	MPG	FG-A	FG%	3FG-A	3FG%	FT-A	FT%	O	D	REB / AVG	PF	FO	AST / TO	BS / S	TP	AVG.
1975-76	19			119-279	.427			54-84	.643								292	15.4
1976-77	40			236-519	.455			84-128	.656			165 / 4.1	134	0			556	13.9
1977-78	32			225-458	.491			66-106	.623			153 / 4.8	102	0			516	16.1
1978-79	30-29			190-429	.443			76-102	.745			168 / 5.6	76	0	81 / 128	2 / 62	456	15.2
<b>TOTALS</b>	<b>121-29</b>			<b>770-1688</b>	<b>.457</b>			<b>280-420</b>	<b>.667</b>			<b>486 / 4.0</b>	<b>312</b>	<b>0</b>	<b>81 / 128</b>	<b>2 / 62</b>	<b>1820</b>	<b>15.0</b>



## 6. NANCY RUTTER - 1,643 POINTS

SEASON	G-GS	MIN	MPG	FG-A	FG%	3FG-A	3FG%	FT-A	FT%	O	D	REB / AVG	PF	FO	AST / TO	BS / S	TP	AVG.
1974-75	17			97				72-104	.692								266	15.6
1975-76	18			93-200	.465			67-96	.698								253	14.1
1976-77	40			228-535	.426			211-280	.754			356 / 8.9	134	0			667	16.7
1977-78	32			163-382	.427			131-165	.794			274 / 8.6	78	0			457	14.3
<b>TOTALS</b>	<b>107</b>			<b>581-1117</b>				<b>481-645</b>	<b>.746</b>			<b>630 / 5.9</b>	<b>212</b>	<b>0</b>			<b>1643</b>	<b>15.4</b>



## 7. LORRAINE FERRET - 1,624 POINTS

SEASON	G-GS	MIN	MPG	FG-A	FG%	3FG-A	3FG%	FT-A	FT%	O	D	REB / AVG	PF	FO	AST / TO	BS / S	TP	AVG.
1979-80	29-5	0	0.0	86-215	.400	-	-	28-50	.560	-	-	140 / 4.8	49	1	12 / 37	9 / 11	200	6.9
1980-81	33-33	0	0.0	223-470	.474	-	-	64-112	.571	-	-	266 / 8.1	81	2	20 / 98	22 / 45	510	15.5
1981-82	33-31	0	0.0	211-463	.456	-	-	89-123	.724	-	-	226 / 6.8	77	1	19 / 61	8 / 22	511	15.5
1982-83	28-27	0	0.0	157-301	.522	-	-	89-125	.712	-	-	156 / 5.6	62	1	32 / 60	7 / 27	403	14.4
<b>TOTALS</b>	<b>123-96</b>	<b>0</b>	<b>0.0</b>	<b>677-1449</b>	<b>.467</b>	<b>0-0</b>	<b>.000</b>	<b>270-410</b>	<b>.659</b>	<b>-</b>	<b>-</b>	<b>788 / 6.4</b>	<b>269</b>	<b>5</b>	<b>83 / 256</b>	<b>46 / 105</b>	<b>1624</b>	<b>13.2</b>



## 8. EVAN UNRAU - 1,597 POINTS

SEASON	G-GS	MIN	MPG	FG-A	FG%	3FG-A	3FG%	FT-A	FT%	O	D	REB / AVG	PF	FO	AST / TO	BS / S	TP	AVG.
2000-01	32-32	864	27.0	103-180	.572	0-1	.000	60-103	.583	93	137	230 / 7.2	85	2	38 / 45	13 / 30	266	8.3
2001-02	26-24	819	31.5	126-257	.490	16-41	.390	55-86	.640	87	123	210 / 8.1	75	1	50 / 54	15 / 36	323	12.4
2002-03	31-31	1059	34.2	185-389	.476	25-75	.333	102-133	.767	99	139	238 / 7.7	68	2	63 / 74	26 / 48	497	16.0
2003-04	30-30	1069	35.6	170-388	.438	42-118	.356	129-161	.801	112	155	267 / 8.9	49	1	93 / 79	26 / 29	511	17.0
<b>TOTALS</b>	<b>119-117</b>	<b>3811</b>	<b>32.0</b>	<b>584-1214</b>	<b>.481</b>	<b>83-235</b>	<b>.353</b>	<b>346-483</b>	<b>.716</b>	<b>391</b>	<b>554</b>	<b>945 / 7.9</b>	<b>277</b>	<b>6</b>	<b>244 / 252</b>	<b>80 / 143</b>	<b>1597</b>	<b>13.4</b>

# 1,000-POINT CLUB



**1597 13.4**  
**9. ERIKA MARTIN - 1,535 POINTS**

SEASON	G-GS	MIN	MPG	FG-A	FG%	3FG-A	3FG%	FT-A	FT%	O	D	REB / AVG	PF	FO	AST / TO	BS / S	TP	AVG.
1992-93	11-1	47	4.3	7-13	.538	0-0	.000	5-11	.455	3	4	7 / 0.6	4	0	3 / 8	0 / 3	19	1.7
1993-94	30-27	965	32.2	199-408	.488	1-9	.111	122-170	.718	92	130	222 / 7.4	95	2	75 / 102	14 / 42	521	17.4
1994-95	27-27	0	0.0	186-375	.496	11-33	.333	118-165	.715	82	124	206 / 7.6	94	0	95 / 116	16 / 63	501	18.6
1995-96	26-24	0	0.0	168-366	.459	13-41	.317	145-196	.740	74	120	194 / 7.5	83	0	126 / 119	13 / 55	494	19.0
<b>TOTALS</b>	<b>94-79</b>	<b>1012</b>	<b>10.8</b>	<b>560-1162.482</b>	<b>.482</b>	<b>25-83</b>	<b>.301</b>	<b>390-542.720</b>	<b>.720</b>	<b>251</b>	<b>378</b>	<b>629 / 6.7</b>	<b>276</b>	<b>2</b>	<b>299 / 345</b>	<b>43 / 163</b>	<b>1535</b>	<b>16.3</b>



**10. SANDIE PROPHETE - 1,488 POINTS**

SEASON	G-GS	MIN	MPG	FG-A	FG%	3FG-A	3FG%	FT-A	FT%	O	D	REB / AVG	PF	FO	AST / TO	BS / S	TP	AVG.
1984-85	4-0	0	0.0	4-11	.364	-	-	0-0	.000	-	-	5 / 1.3	2	0	2 / 6	0 / 2	8	2.0
1985-86	28-12	0	0.0	90-224	.402	-	-	58-71	.817	-	-	108 / 3.9	80	0	43 / 78	2 / 45	238	8.5
1986-87	27-15	591	21.9	88-190	.463	-	-	44-67	.657	-	-	118 / 4.4	70	4	49 / 69	0 / 27	220	8.1
1987-88	29-26	858	29.6	168-349	.481	13-31	.419	94-128	.734	-	-	173 / 6.0	84	2	79 / 87	3 / 56	443	15.3
1988-89	29-28	890	30.7	220-467	.471	19-57	.333	120-150	.800	-	-	170 / 5.9	95	2	80 / 86	3 / 69	579	20.0
<b>TOTALS</b>	<b>117-81</b>	<b>2339</b>	<b>20.0</b>	<b>570-1241.459</b>	<b>.459</b>	<b>32-88</b>	<b>.364</b>	<b>316-416.760</b>	<b>.760</b>	<b>-</b>	<b>-</b>	<b>574 / 4.9</b>	<b>331</b>	<b>8</b>	<b>253 / 326</b>	<b>8 / 199</b>	<b>1488</b>	<b>12.7</b>



**11. JORDAN FRERICKS - 1,433 POINTS**

SEASON	G-GS	MIN	MPG	FG-A	FG%	3FG-A	3FG%	FT-A	FT%	O	D	REB / AVG	PF	FO	AST / TO	BS / S	TP	AVG.
2013-14	31-24	699	22.5	91-189	.481	0-0	.000	53-79	.671	73	142	215 / 6.9	106	7	42 / 49	38 / 41	235	7.6
2014-15	33-33	950	28.8	161-335	.481	0-3	.000	113-191	.592	123	204	327 / 9.9	117	8	53 / 89	46 / 49	435	13.2
2015-16	32-32	834	26.1	151-274	.551	0-3	.000	85-127	.669	87	160	247 / 7.7	100	7	44 / 75	24 / 39	387	12.1
2017-18	32-32	827	25.8	150-287	.523	0-4	.000	76-119	.639	90	153	243 / 7.6	89	5	67 / 72	24 / 27	376	11.8
<b>TOTALS</b>	<b>128-123</b>	<b>310</b>	<b>25.9</b>	<b>553-108.510</b>	<b>.510</b>	<b>0-10</b>	<b>.000</b>	<b>327-516.634</b>	<b>.634</b>	<b>373</b>	<b>659</b>	<b>1032 / 8.1</b>	<b>412</b>	<b>27</b>	<b>206 / 285</b>	<b>132 / 156</b>	<b>1433</b>	<b>11.2</b>



**12. ERICKA FIELDS - 1,389 POINTS**

SEASON	G-GS	MIN	MPG	FG-A	FG%	3FG-A	3FG%	FT-A	FT%	O	D	REB / AVG	PF	FO	AST / TO	BS / S	TP	AVG.
1988-89	20-1	162	8.1	18-38	.474	0-0	.000	17-30	.567	-	-	40 / 2.0	24	0	5 / 21	0 / 3	53	2.7
1989-90	28-18	705	25.2	113-217	.521	0-0	.000	82-141	.582	-	-	138 / 4.9	64	1	48 / 76	1 / 21	308	11.0
1990-91	28-28	981	35.0	177-395	.448	1-3	.333	137-181	.757	-	-	191 / 6.8	79	3	65 / 131	1 / 26	492	17.6
1991-92	28-28	967	34.5	193-367	.526	0-0	.000	150-218	.688	-	-	279 / 10.0	80	3	54 / 94	2 / 36	536	19.1
<b>TOTALS</b>	<b>104-75</b>	<b>2815</b>	<b>27.1</b>	<b>501-1017.493</b>	<b>.493</b>	<b>1-3</b>	<b>.333</b>	<b>386-570.677</b>	<b>.677</b>	<b>-</b>	<b>-</b>	<b>648 / 6.2</b>	<b>247</b>	<b>7</b>	<b>172 / 322</b>	<b>4 / 86</b>	<b>1389</b>	<b>13.4</b>



**13. KESHA BONDS - 1,381 POINTS**

SEASON	G-GS	MIN	MPG	FG-A	FG%	3FG-A	3FG%	FT-A	FT%	O	D	REB / AVG	PF	FO	AST / TO	BS / S	TP	AVG.
1995-96	27-24	0	0.0	123-201	.612	0-0	.000	64-106	.604	72	121	193 / 7.1	92	0	26 / 63	37 / 28	310	11.5
1996-97	30-27	828	27.6	121-237	.511	0-0	.000	70-109	.642	98	191	289 / 9.6	97	6	22 / 57	30 / 31	312	10.4
1997-98	27-25	849	31.4	142-250	.568	0-1	.000	107-153	.699	94	179	273 / 10.1	91	3	25 / 74	31 / 61	391	14.5
1998-99	28-28	853	30.5	144-264	.545	0-4	.000	80-118	.678	81	185	266 / 9.5	84	3	40 / 65	26 / 46	368	13.1
<b>TOTALS</b>	<b>112-104</b>	<b>2530</b>	<b>22.6</b>	<b>530-952.557</b>	<b>.557</b>	<b>0-5</b>	<b>.000</b>	<b>321-486.660</b>	<b>.660</b>	<b>345</b>	<b>676</b>	<b>1021 / 9.1</b>	<b>364</b>	<b>12</b>	<b>113 / 259</b>	<b>124 / 166</b>	<b>1381</b>	<b>12.3</b>



**14. MORGAN EYE - 1,374 POINTS**

SEASON	G-GS	MIN	MPG	FG-A	FG%	3FG-A	3FG%	FT-A	FT%	O	D	REB / AVG	PF	FO	AST / TO	BS / S	TP	AVG.
2011-12	31-14	823	26.5	84-234	.359	63-177	.356	19-23	.826	13	97	100 / 3.2	49	2	46 / 59	0 / 20	250	8.1
2012-13	32-7	876	27.4	130-307	.423	112-269	.416	19-24	.792	4	121	125 / 3.9	36	0	45 / 53	1 / 22	391	12.2
2013-14	31-31	1008	32.5	130-302	.430	108-253	.427	32-36	.889	11	86	97 / 3.1	55	3	37 / 40	4 / 19	400	12.9
2014-15	33-32	1002	30.3	108-314	.344	84-244	.344	33-40	.825	14	121	135 / 4.1	77	5	40 / 40	6 / 23	333	10.1
<b>TOTALS</b>	<b>127-84</b>	<b>3709</b>	<b>29.2</b>	<b>452-115.391</b>	<b>.391</b>	<b>367-943.389</b>	<b>.389</b>	<b>103-123.837</b>	<b>.837</b>	<b>42</b>	<b>415</b>	<b>457 / 3.6</b>	<b>217</b>	<b>10</b>	<b>168 / 192</b>	<b>11 / 84</b>	<b>1374</b>	<b>10.8</b>



**15. ALYSSA HOLLINS - 1,323 POINTS**

SEASON	G-GS	MIN	MPG	FG-A	FG%	3FG-A	3FG%	FT-A	FT%	O	D	REB / AVG	PF	FO	AST / TO	BS / S	TP	AVG.
2005-06	23-0	199	8.7	20-66	.303	12-35	.343	7-14	.500	9	20	29 / 1.3	16	0	11 / 13	1 / 5	59	2.6
2006-07	31-30	984	31.7	128-321	.399	64-166	.386	37-45	.822	39	54	93 / 3.0	63	1	59 / 64	2 / 44	357	11.5
2007-08	31-30	1120	36.1	188-544	.346	90-235	.383	48-64	.750	35	65	100 / 3.2	63	1	57 / 73	21 / 55	514	16.6
2008-09	30-30	1029	34.3	147-450	.327	60-201	.299	39-49	.796	42	60	102 / 3.4	65	0	52 / 62	9 / 28	393	13.1
<b>TOTALS</b>	<b>115-90</b>	<b>3332</b>	<b>29.0</b>	<b>483-1381.350</b>	<b>.350</b>	<b>226-637.355</b>	<b>.355</b>	<b>131-172.762</b>	<b>.762</b>	<b>125</b>	<b>199</b>	<b>324 / 2.8</b>	<b>207</b>	<b>2</b>	<b>179 / 212</b>	<b>33 / 132</b>	<b>1323</b>	<b>11.5</b>



**16. SARAH CAMPBELL - 1,321 POINTS**

SEASON	G-GS	MIN	MPG	FG-A	FG%	3FG-A	3FG%	FT-A	FT%	O	D	REB / AVG	PF	FO	AST / TO	BS / S	TP	AVG.
1982-83	30-13	0	0.0	82-156	.526	-	-	38-71	.535	-	-	124 / 4.1	68	0	33 / 74	5 / 36	202	6.7
1983-84	31-31	0	0.0	162-287	.564	-	-	73-104	.702	-	-	163 / 5.3	78	0	70 / 72	11 / 68	397	12.8
1984-85	31-30	0	0.0	196-376	.521	-	-	84-122	.689	-	-	109 / 3.5	81	0	123 / 127	3 / 77	476	15.4
1985-86	11-11	0	0.0	103-193	.534	-	-	40-48	.833	-	-	60 / 5.5	37	0	22 / 24	4 / 23	246	22.4
<b>TOTALS</b>	<b>103-85</b>	<b>0</b>	<b>0.0</b>	<b>543-1012.537</b>	<b>.537</b>	<b>0-0.000</b>	<b>0.000</b>	<b>235-345.681</b>	<b>.681</b>	<b>-</b>	<b>-</b>	<b>456 / 4.4</b>	<b>264</b>	<b>0</b>	<b>248 / 297</b>	<b>23 / 204</b>	<b>1321</b>	<b>12.8</b>

# 1,000-POINT CLUB



## 17. JULIE MAXEY - 1,315 POINTS

SEASON	G-GS	MIN	MPG	FG-A	FG%	3FG-A	3FG%	FT-A	FT%	O	D	REB / AVG	PF	FO	AST / TO	BS / S	TP	AVG.
1976-77	37			140-344	.407			46-74	.622			185 / 5.0	102	0			326	8.8
1977-78	32			168-362	.464			40-65	.615			191 / 6.0	81	0			376	11.8
1978-79	25-14			86-195	.441			43-58	.741			111 / 4.4	29	0	15 / 37	0 / 29	215	8.6
1979-80	26-26			179-359	.499			40-59	.678			185 / 7.1	54	1	51 / 64	1 / 18	398	15.3
<b>TOTALS</b>	<b>120-40</b>			<b>573-1260.455</b>				<b>169-256.660</b>				<b>672 / 5.6</b>	<b>266</b>	<b>1</b>	<b>66 / 101</b>	<b>1 / 47</b>	<b>1315</b>	<b>11.0</b>



## 18. CHRISTINE FLORES - 1,312 POINTS

SEASON	G-GS	MIN	MPG	FG-A	FG%	3FG-A	3FG%	FT-A	FT%	O	D	REB / AVG	PF	FO	AST / TO	BS / S	TP	AVG.
2008-09	28-2	291	10.4	43-95	.453	0-2	.000	33-62	.532	28	45	71 / 2.5	28	1	7 / 26	21 / 12	119	4.3
2009-10	30-8	0	0.0	95-204	.466	1-5	.200	90-122	.738	50	84	134 / 4.5	62	0	18 / 33	39 / 22	281	9.4
2010-11	30-25	918	30.6	132-307	.430	23-68	.338	102-143	.713	65	118	183 / 6.1	102	4	52 / 80	56 / 19	389	13.0
2011-12	31-30	1040	33.5	167-392	.426	42-117	.359	149-193	.772	65	177	242 / 7.8	100	8	72 / 88	93 / 35	525	16.9
<b>TOTALS</b>	<b>119-652249</b>	<b>18.9</b>		<b>437-998.438</b>		<b>66-192</b>	<b>.344</b>	<b>374-520.719</b>		<b>206</b>	<b>424</b>	<b>630 / 5.3</b>	<b>290</b>	<b>13</b>	<b>149 / 227</b>	<b>209 / 881314</b>	<b>11.0</b>	



## 19. MARY BRUEGGSTRASS - 1,311 POINTS

SEASON	G-GS	MIN	MPG	FG-A	FG%	3FG-A	3FG%	FT-A	FT%	O	D	REB / AVG	PF	FO	AST / TO	BS / S	TP	AVG.
1981-82	33-9	0	0.0	76-161	.472	-	-	31-48	.646	-	-	149 / 4.5	79	4	12 / 55	36 / 19	183	5.5
1982-83	30-11	0	0.0	102-185	.551	-	-	50-66	.758	-	-	169 / 5.6	86	4	13 / 35	46 / 25	254	8.5
1983-84	30-24	0	0.0	157-286	.549	-	-	81-100	.810	-	-	227 / 7.6	96	0	25 / 70	39 / 45	395	13.2
1984-85	31-29	0	0.0	189-382	.495	-	-	101-147	.687	-	-	260 / 8.4	103	2	44 / 94	56 / 60	479	15.5
<b>TOTALS</b>	<b>124-73</b>	<b>0</b>	<b>0.0</b>	<b>524-1014.517</b>		<b>0-0</b>	<b>.000</b>	<b>263-361.729</b>		<b>-</b>	<b>-</b>	<b>805 / 6.5</b>	<b>364</b>	<b>10</b>	<b>94 / 254</b>	<b>177 / 1491311</b>	<b>10.6</b>	



## 20. AMBER SMITH - 1,299 POINTS

SEASON	G-GS	MIN	MPG	FG-A	FG%	3FG-A	3FG%	FT-A	FT%	O	D	REB / AVG	PF	FO	AST / TO	BS / S	TP	AVG.
2016-17	33-10	549	16.6	79-174	.454	16-40	.400	21-27	.778	35	57	92 / 2.8	53	1	21 / 31	8 / 6	195	5.9
2017-18	32-32	814	25.4	113-260	.435	39-107	.364	34-42	.810	37	132	169 / 5.3	48	1	61 / 55	25 / 24	299	9.3
2018-19	35-35	998	28.5	169-376	.449	39-106	.368	58-85	.682	68	175	243 / 6.9	78	0	76 / 78	28 / 31	435	12.4
2019-20	31-31	882	28.5	141-332	.425	32-101	.317	56-67	.836	50	123	173 / 5.6	76	1	49 / 75	16 / 23	370	11.9
<b>TOTALS</b>	<b>131-1083243</b>	<b>24.8</b>		<b>502-1142.440</b>		<b>126-354.356</b>		<b>169-221.765</b>		<b>190</b>	<b>487</b>	<b>677 / 5.2</b>	<b>255</b>	<b>3</b>	<b>207 / 239</b>	<b>77 / 841299</b>	<b>9.9</b>	



## 21. JESSRA JOHNSON - 1,255 POINTS

SEASON	G-GS	MIN	MPG	FG-A	FG%	3FG-A	3FG%	FT-A	FT%	O	D	REB / AVG	PF	FO	AST / TO	BS / S	TP	AVG.
2006-07	30-0	290	9.7	43-95	.453	11-32	.344	12-20	.600	22	59	81 / 2.7	25	0	25 / 27	13 / 12	109	3.6
2007-08	30-24	764	25.5	136-365	.373	30-100	.300	102-148	.689	71	160	231 / 7.7	78	2	58 / 101	28 / 32	404	13.5
2008-09	30-25	763	25.4	147-359	.409	24-84	.286	71-101	.703	57	151	208 / 6.9	76	2	58 / 85	28 / 42	389	13.0
2009-10	28-20	0	0.0	124-356	.348	14-72	.194	91-128	.711	67	102	169 / 6.0	59	0	40 / 66	32 / 33	353	12.6
<b>TOTALS</b>	<b>118-691817</b>	<b>15.4</b>		<b>450-1175.383</b>		<b>79-288</b>	<b>.274</b>	<b>276-397.695</b>		<b>217</b>	<b>472</b>	<b>689 / 5.8</b>	<b>238</b>	<b>4</b>	<b>181 / 279</b>	<b>101 / 1191255</b>	<b>10.6</b>	



## 22. LISA SANDBOTHE - 1,218 POINTS

SEASON	G-GS	MIN	MPG	FG-A	FG%	3FG-A	3FG%	FT-A	FT%	O	D	REB / AVG	PF	FO	AST / TO	BS / S	TP	AVG.
1987-88	29-13	516	17.8	76-160	.475	0-0	.000	33-57	.579	-	-	102 / 3.5	76	2	28 / 43	23 / 27	185	6.4
1988-89	29-26	724	25.0	134-270	.496	0-0	.000	85-119	.714	-	-	188 / 6.5	93	2	31 / 80	28 / 29	353	12.2
1989-90	28-25	746	26.6	163-329	.495	0-0	.000	64-99	.646	-	-	193 / 6.9	91	4	40 / 75	32 / 49	390	13.9
1990-91	28-25	809	28.9	112-276	.406	0-1	.000	66-116	.569	-	-	213 / 7.6	91	9	61 / 87	60 / 44	290	10.4
<b>TOTALS</b>	<b>114-892795</b>	<b>24.5</b>		<b>485-1035.469</b>		<b>0-1</b>	<b>.000</b>	<b>248-391.634</b>		<b>-</b>	<b>-</b>	<b>696 / 6.1</b>	<b>351</b>	<b>17</b>	<b>160 / 285</b>	<b>143 / 1491218</b>	<b>10.7</b>	



## 23. SHAKARA JONES - 1,206 POINTS


SEASON	G-GS	MIN	MPG	FG-A	FG%	3FG-A	3FG%	FT-A	FT%	O	D	REB / AVG	PF	FO	AST / TO	BS / S	TP	AVG.
2007-08	31-27	968	31.2	139-293	.474	2-5	.400	47-92	.511	67	102	169 / 5.5	83	3	31 / 67	18 / 21	327	10.5
2008-09	30-30	864	28.8	130-258	.504	1-4	.250	47-93	.505	65	65	130 / 4.3	69	0	30 / 42	14 / 22	308	10.3
2009-10	30-29	0	0.0	116-270	.430	2-10	.200	38-62	.613	78	87	165 / 5.5	62	0	54 / 57	16 / 18	272	9.1
2010-11	31-31	1054	34.0	124-277	.448	7-29	.241	44-75	.587	63	112	175 / 5.6	75	4	42 / 76	27 / 12	299	9.6
<b>TOTALS</b>	<b>122-1172886</b>	<b>23.7</b>		<b>509-1098.464</b>		<b>12-48</b>	<b>.250</b>	<b>176-322.547</b>		<b>273</b>	<b>366</b>	<b>639 / 5.2</b>	<b>289</b>	<b>7</b>	<b>157 / 242</b>	<b>75 / 731206</b>	<b>9.9</b>	



## 24. STACY WILLIAMS - 1,194 POINTS

SEASON	G-GS	MIN	MPG	FG-A	FG%	3FG-A	3FG%	FT-A	FT%	O	D	REB / AVG	PF	FO	AST / TO	BS / S	TP	AVG.
1990-91	26-18	581	22.3	61-188	.324	8-32	.250	20-34	.588	-	-	69 / 2.7	41	0	33 / 52	1 / 22	150	5.8
1991-92	28-28	808	28.9	116-303	.383	32-100	.320	34-53	.642	-	-	110 / 3.9	61	1	45 / 52	2 / 49	298	10.6
1992-93	27-26	865	32.0	136-327	.416	12-49	.245	43-68	.632	44	59	103 / 3.8	46	0	50 / 60	3 / 57	327	12.1
1993-94	30-29	944	31.5	173-427	.405	24-85	.282	49-68	.721	43	54	97 / 3.2	82	3	43 / 60	8 / 66	419	14.0
<b>TOTALS</b>	<b>111-1013198</b>	<b>28.8</b>		<b>486-1245.390</b>		<b>76-266</b>	<b>.286</b>	<b>146-223.655</b>		<b>-</b>	<b>-</b>	<b>379 / 3.4</b>	<b>230</b>	<b>4</b>	<b>171 / 224</b>	<b>14 / 1941194</b>	<b>10.8</b>	

# 1,000-POINT CLUB



## T25. AIJHA BLACKWELL - 1,186 POINTS

SEASON	G-GS	MIN	MPG	FG-A	FG%	3FG-A	3FG%	FT-A	FT%	O	D	REB / AVG	PF	FO	AST / TO	BS / S	TP	AVG.
2019-20	31-24	581	29.0	155-399	.388	34-118	.288	122-195	.626	61	164	225 / 7.3	101	5	83 / 141	20 / 29	466	15.0
2020-21	21-17	808	28.8	112-238	.471	25-72	.347	56-93	.602	55	177	232 / 11.0	62	3	39 / 61	9 / 13	305	14.5
2021-22	27-23	865	31.2	143-289	.495	26-77	.338	103-152	.678	67	283	283 / 13.0	71	3	67 / 77	9 / 28	415	15.4
<b>TOTALS</b>	<b>79-64</b>	<b>2343</b>	<b>29.7</b>	<b>410-926</b>	<b>.443</b>	<b>85-267</b>	<b>.318</b>	<b>281-440</b>	<b>.639</b>	<b>183</b>	<b>624</b>	<b>807 / 10.2</b>	<b>234</b>	<b>11</b>	<b>168 / 279</b>	<b>38 / 70</b>	<b>1186</b>	<b>15.0</b>



## T25. LATOYA BOND - 1,186 POINTS

SEASON	G-GS	MIN	MPG	FG-A	FG%	3FG-A	3FG%	FT-A	FT%	O	D	REB / AVG	PF	FO	AST / TO	BS / S	TP	AVG.
2002-03	29-0	280	9.7	33-88	.375	7-20	.350	20-31	.645	20	19	39 / 1.3	39	1	21 / 36	3 / 27	93	3.2
2003-04	21-18	636	30.3	74-176	.420	12-47	.255	54-68	.794	17	59	76 / 3.6	53	0	95 / 79	8 / 40	214	10.2
2004-05	29-28	1027	35.4	118-267	.442	25-76	.329	85-114	.746	36	107	143 / 4.9	79	2	116 / 117	12 / 65	346	11.9
2005-06	31-31	1045	33.7	185-369	.501	44-113	.389	119-143	.832	32	87	119 / 3.8	75	4	99 / 104	26 / 63	533	17.2
<b>TOTALS</b>	<b>110-77</b>	<b>2988</b>	<b>27.2</b>	<b>410-900</b>	<b>.456</b>	<b>88-256</b>	<b>.344</b>	<b>278-356</b>	<b>.781</b>	<b>105</b>	<b>272</b>	<b>377 / 3.4</b>	<b>246</b>	<b>7</b>	<b>331 / 336</b>	<b>49 / 195</b>	<b>1186</b>	<b>10.8</b>



## 26. CIERRA PORTER - 1,167 POINTS

SEASON	G-GS	MIN	MPG	FG-A	FG%	3FG-A	3FG%	FT-A	FT%	O	D	REB / AVG	PF	FO	AST / TO	BS / S	TP	AVG.
2015-16	31-27	702	22.6	92-194	.474	4-16	.250	78-100	.780	57	109	166 / 5.4	78	1	45 / 55	22 / 13	266	8.6
2016-17	33-33	973	29.5	143-305	.469	8-23	.348	141-174	.810	96	170	266 / 8.1	105	4	36 / 74	45 / 32	435	13.2
2017-18	30-30	733	24.4	104-223	.466	8-32	.250	79-102	.775	53	174	227 / 7.6	79	3	44 / 61	31 / 23	295	9.8
2018-19	22-15	441	20.0	60-112	.536	3-10	.300	48-56	.857	34	76	110 / 5.0	63	3	18 / 32	14 / 18	171	7.8
<b>TOTALS</b>	<b>116-105</b>	<b>2849</b>	<b>24.6</b>	<b>399-834</b>	<b>.478</b>	<b>23-81</b>	<b>.284</b>	<b>346-432</b>	<b>.801</b>	<b>240</b>	<b>529</b>	<b>769 / 6.6</b>	<b>325</b>	<b>11</b>	<b>143 / 222</b>	<b>112 / 86</b>	<b>1167</b>	<b>10.1</b>



## 27. KERENSA BARR - 1,161 POINTS

SEASON	G-GS	MIN	MPG	FG-A	FG%	3FG-A	3FG%	FT-A	FT%	O	D	REB / AVG	PF	FO	AST / TO	BS / S	TP	AVG.
1999-00	30-3	482	16.1	34-85	.400	14-33	.424	34-47	.723	19	50	69 / 2.3	35	0	58 / 54	3 / 41	116	3.9
2000-01	32-32	1041	32.5	92-211	.436	16-48	.333	62-78	.795	66	101	167 / 5.2	54	0	148 / 91	9 / 69	262	8.2
2001-02	29-29	1005	34.7	147-383	.384	40-124	.323	100-113	.885	65	101	166 / 5.7	45	1	124 / 121	5 / 57	434	15.0
2002-03	31-31	1095	35.3	117-298	.393	39-114	.342	76-88	.864	42	98	140 / 4.5	61	1	159 / 126	9 / 75	349	11.3
<b>TOTALS</b>	<b>122-95</b>	<b>3623</b>	<b>29.7</b>	<b>390-977</b>	<b>.399</b>	<b>109-319</b>	<b>.342</b>	<b>272-326</b>	<b>.834</b>	<b>192</b>	<b>350</b>	<b>542 / 4.4</b>	<b>195</b>	<b>2</b>	<b>489 / 392</b>	<b>26 / 242</b>	<b>1161</b>	<b>9.5</b>



## 28. SIERRA MICHAELIS - 1,158 POINTS

SEASON	G-GS	MIN	MPG	FG-A	FG%	3FG-A	3FG%	FT-A	FT%	O	D	REB / AVG	PF	FO	AST / TO	BS / S	TP	AVG.
2013-14	25-7	288	11.5	42-108	.389	19-50	.380	23-32	.719	23	44	67 / 2.7	37	1	17 / 24	3 / 14	126	5.0
2014-15	33-21	766	23.2	125-289	.433	46-120	.383	46-63	.730	49	115	164 / 5.0	89	5	78 / 102	5 / 32	342	10.4
2015-16	32-24	607	19.0	96-236	.407	51-147	.347	29-38	.763	15	71	86 / 2.7	70	1	52 / 69	3 / 30	272	8.5
2016-17	33-33	1023	31.0	156-374	.417	69-214	.322	37-45	.822	27	138	165 / 5.0	84	1	69 / 76	6 / 59	418	12.7
<b>TOTALS</b>	<b>123-85</b>	<b>2684</b>	<b>21.8</b>	<b>419-100</b>	<b>.416</b>	<b>185-531</b>	<b>.348</b>	<b>135-178</b>	<b>.758</b>	<b>114</b>	<b>368</b>	<b>482 / 3.9</b>	<b>280</b>	<b>8</b>	<b>216 / 271</b>	<b>17 / 135</b>	<b>1158</b>	<b>9.4</b>



## 29. DAINA SUPSTIKS - 1,135 POINTS

SEASON	G-GS	MIN	MPG	FG-A	FG%	3FG-A	3FG%	FT-A	FT%	O	D	REB / AVG	PF	FO	AST / TO	BS / S	TP	AVG.
1978-79	29-6	0	0.0	81-207	.391	-	-	32-43	.744	-	-	127 / 4.4	47	1	21 / 36	0 / 15	194	6.7
1979-80	33-32	0	0.0	212-442	.480	-	-	46-59	.780	-	-	174 / 5.3	63	1	102 / 122	2 / 40	470	14.2
1980-81	32-32	0	0.0	207-430	.481	-	-	57-73	.781	-	-	149 / 4.7	86	1	98 / 89	2 / 50	471	14.7
<b>TOTALS</b>	<b>94-70</b>	<b>0</b>	<b>0.0</b>	<b>500-1079</b>	<b>.463</b>	<b>0-0</b>	<b>.000</b>	<b>135-175</b>	<b>.771</b>	<b>-</b>	<b>-</b>	<b>450 / 4.8</b>	<b>196</b>	<b>3</b>	<b>221 / 247</b>	<b>4 / 105</b>	<b>1135</b>	<b>12.1</b>



## 30. CINDY KISER - 1,097 POINTS

SEASON	G-GS	MIN	MPG	FG-A	FG%	3FG-A	3FG%	FT-A	FT%	O	D	REB / AVG	PF	FO	AST / TO	BS / S	TP	AVG.
1976-77	36			137-300	.457			51-80	.638			75 / 2.1	70	0			325	9.0
1977-78	32			140-342	.409			67-106	.632			89 / 2.8	71	0			347	10.8
1978-79	30-23			80-200	.400			41-57	.719			77 / 2.6	51	2	71 / 76	2 / 54	201	6.7
1979-80	33-30			91-182	.500			42-58	.724			80 / 2.4	74	5	92 / 94	4 / 64	224	6.8
<b>TOTALS</b>	<b>131-53</b>			<b>448-1024</b>	<b>.438</b>			<b>201-301</b>	<b>.668</b>			<b>321 / 2.5</b>	<b>266</b>	<b>7</b>	<b>163 / 170</b>	<b>6 / 118</b>	<b>1097</b>	<b>8.4</b>

## 31. SUZANNE ALT - 1,089 POINTS

SEASON	G-GS	MIN	MPG	FG-A	FG%	3FG-A	3FG%	FT-A	FT%	O	D	REB / AVG	PF	FO	AST / TO	BS / S	TP	AVG.
1974-75	15			63				25-40	.625								151	10.1
1975-76	19			73-190	.384			41-82	.500								187	9.8
1976-77	40			162-321	.505			75-119	.630			202 / 5.1	123	0			399	10.0
1977-78	32			139-293	.474			74-101	.733			187 / 5.8	87	0			352	11.0
<b>TOTALS</b>	<b>106</b>			<b>437-804</b>	<b>.544</b>			<b>215-342</b>	<b>.629</b>			<b>389 / 3.7</b>	<b>210</b>	<b>0</b>			<b>1089</b>	<b>10.3</b>

# 1,000-POINT CLUB



## 32. DEBBIE WALKER - 1,088 POINTS

SEASON	G-GS	MIN	MPG	FG-A	FG%	3FG-A	3FG%	FT-A	FT%	O	D	REB / AVG	PF	FO	AST / TO	BS / S	TP	AVG.
1980-81	30-6	0	0.0	48-125	.384	-	-	24-42	.571	-	-	101/3.4	46	1	23/57	14/13	120	4.0
1981-82	33-27	0	0.0	184-425	.433	-	-	50-76	.658	-	-	269/8.2	98	3	68/105	25/58	418	12.7
1982-83	18-17	0	0.0	103-206	.500	-	-	15-26	.577	-	-	112/6.2	50	1	47/62	21/21	221	12.3
1983-84	31-28	0	0.0	151-312	.484	-	-	27-47	.574	-	-	173/5.6	92	0	69/58	26/51	329	10.6
<b>TOTALS</b>	<b>112-78</b>	<b>0</b>	<b>0.0</b>	<b>486-1068</b>	<b>.455</b>	<b>0-0</b>	<b>.000</b>	<b>116-191</b>	<b>.607</b>	<b>-</b>	<b>-</b>	<b>655/5.8</b>	<b>286</b>	<b>5</b>	<b>207/282</b>	<b>86/143</b>	<b>1088</b>	<b>9.7</b>



## 34. HAYLEY FRANK - 1,083 POINTS

SEASON	G-GS	MIN	MPG	FG-A	FG%	3FG-A	3FG%	FT-A	FT%	O	D	REB / AVG	PF	FO	AST / TO	BS / S	TP	AVG.
2019-20	31-8	752	24.2	119-274	.434	48-126	.381	79-90	.878	47	75	122/3.9	85	3	33/64	8/20	365	11.8
2020-21	20-17	604	30.2	88-165	.533	37-192	.451	40-46	.870	31	69	100/5.0	49	1	28/34	7/7	253	12.7
2021-22	31-31	1012	32.6	157-307	.511	80-173	.462	71-82	.866	31	126	157/5.1	80	1	47/48	21/17	465	15.0
<b>TOTALS</b>	<b>82-562</b>	<b>3668</b>	<b>28.9</b>	<b>364-746</b>	<b>.488</b>	<b>165-381</b>	<b>.433</b>	<b>190-218</b>	<b>.872</b>	<b>109</b>	<b>270</b>	<b>379/4.6</b>	<b>214</b>	<b>1</b>	<b>108/146</b>	<b>36/44</b>	<b>1083</b>	<b>13.2</b>



## 35. TRACY ELLIS - 1,052 POINTS

SEASON	G-GS	MIN	MPG	FG-A	FG%	3FG-A	3FG%	FT-A	FT%	O	D	REB / AVG	PF	FO	AST / TO	BS / S	TP	AVG.
1984-85	28-0	0	0.0	30-64	.469	-	-	31-51	.608	-	-	101/3.6	50	2	11/36	12/18	91	3.3
1985-86	32-23	0	0.0	80-186	.430	-	-	46-86	.535	-	-	188/5.9	91	0	35/57	22/42	206	6.4
1986-87	29-15	659	22.7	83-172	.483	-	-	54-83	.651	-	-	150/5.2	79	3	22/54	24/27	220	7.6
1987-88	29-28	942	32.5	180-323	.557	0-0	.000	175-222	.788	-	-	268/9.2	81	1	42/82	13/36	535	18.4
<b>TOTALS</b>	<b>118-66</b>	<b>1601</b>	<b>13.6</b>	<b>373-745</b>	<b>.501</b>	<b>0-0</b>	<b>.000</b>	<b>306-442</b>	<b>.692</b>	<b>-</b>	<b>-</b>	<b>707/6.0</b>	<b>301</b>	<b>6</b>	<b>110/229</b>	<b>71/123</b>	<b>1052</b>	<b>8.9</b>



## 36. EETISHA RIDDLE - 1,034 POINTS

SEASON	G-GS	MIN	MPG	FG-A	FG%	3FG-A	3FG%	FT-A	FT%	O	D	REB / AVG	PF	FO	AST / TO	BS / S	TP	AVG.
2003-04	27-1	304	11.3	26-60	.433	0-3	.000	12-22	.545	12	51	63/2.3	28	0	9/21	17/7	64	2.4
2004-05	26-20	756	29.1	75-187	.401	5-28	.179	18-30	.600	26	97	123/4.7	42	0	39/57	24/25	173	6.7
2005-06	31-31	1005	32.4	114-270	.422	4-18	.222	41-58	.707	71	132	203/6.5	50	1	67/63	34/33	273	8.8
2006-07	31-31	1019	32.9	212-414	.512	2-10	.200	98-126	.778	85	155	240/7.7	63	0	67/76	37/42	524	16.9
<b>TOTALS</b>	<b>115-83</b>	<b>3084</b>	<b>26.8</b>	<b>427-931</b>	<b>.459</b>	<b>11-59</b>	<b>.186</b>	<b>169-236</b>	<b>.716</b>	<b>194</b>	<b>435</b>	<b>629/5.5</b>	<b>183</b>	<b>1</b>	<b>182/217</b>	<b>112/107</b>	<b>1034</b>	<b>9.0</b>



## 37. AMANDA LASSITER - 1,028 POINTS

SEASON	G-GS	MIN	MPG	FG-A	FG%	3FG-A	3FG%	FT-A	FT%	O	D	REB / AVG	PF	FO	AST / TO	BS / S	TP	AVG.
1999-00	30-30	826	27.5	165-395	.418	35-95	.368	53-69	.768	48	120	168/5.6	87	10	99/104	69/86	418	13.9
2000-01	32-32	935	29.2	238-567	.420	65-187	.348	69-97	.711	47	150	197/6.2	90	3	75/120	64/98	610	19.1
<b>TOTALS</b>	<b>62-62</b>	<b>1761</b>	<b>28.4</b>	<b>403-962</b>	<b>.419</b>	<b>100-282</b>	<b>.355</b>	<b>122-166</b>	<b>.735</b>	<b>95</b>	<b>270</b>	<b>365/5.9</b>	<b>177</b>	<b>13</b>	<b>174/224</b>	<b>133/184</b>	<b>1028</b>	<b>16.6</b>



## 38. RAESHARA BROWN - 1,027 POINTS

SEASON	G-GS	MIN	MPG	FG-A	FG%	3FG-A	3FG%	FT-A	FT%	O	D	REB / AVG	PF	FO	AST / TO	BS / S	TP	AVG.
2007-08	31-3	288	9.3	14-33	.424	0-0	.000	5-13	.385	17	27	44/1.4	30	0	30/33	0/24	33	1.1
2008-09	30-28	830	27.7	69-185	.373	5-17	.294	38-57	.667	67	115	182/6.1	58	0	71/58	2/79	181	6.0
2009-10	30-30	0	0.0	102-257	.397	22-64	.344	66-96	.688	59	81	140/4.7	73	0	96/72	1/88	292	9.7
2010-11	31-31	1157	37.3	185-453	.408	52-149	.349	99-146	.678	48	137	185/6.0	68	2	140/124	3/82	521	16.8
<b>TOTALS</b>	<b>122-92</b>	<b>2275</b>	<b>18.6</b>	<b>370-928</b>	<b>.399</b>	<b>79-230</b>	<b>.343</b>	<b>208-312</b>	<b>.667</b>	<b>191</b>	<b>360</b>	<b>551/4.5</b>	<b>229</b>	<b>2</b>	<b>337/287</b>	<b>6/273</b>	<b>1027</b>	<b>8.4</b>



## 39. BRI KULAS - 1,008 POINTS

SEASON	G-GS	MIN	MPG	FG-A	FG%	3FG-A	3FG%	FT-A	FT%	O	D	REB / AVG	PF	FO	AST / TO	BS / S	TP	AVG.
2012-13	32-32	960	30.0	154-375	.411	40-128	.313	92-126	.730	47	162	209/6.5	94	6	55/74	8/21	440	13.8
2013-14	31-30	887	28.6	192-441	.435	55-137	.401	129-155	.832	50	158	208/6.7	107	6	61/93	16/15	568	18.3
<b>TOTALS</b>	<b>63-62</b>	<b>1847</b>	<b>29.3</b>	<b>346-816</b>	<b>.424</b>	<b>95-265</b>	<b>.358</b>	<b>221-281</b>	<b>.786</b>	<b>97</b>	<b>320</b>	<b>417/6.6</b>	<b>201</b>	<b>12</b>	<b>116/167</b>	<b>24/36</b>	<b>1008</b>	<b>16.0</b>

# CONFERENCE TOUR. HISTORY

## BIG 8 TOURNAMENT

Big 8 Tournament Record: 32-16 — 5 Tournament Championships (1978, 1983, 1985, 1986, 1994)

YEAR	SITE	DATE	OPPONENT	W/L	SCORE
1976	Manhattan, Kan.	Feb. 12	Kansas	W	60-54
		Feb. 13	Oklahoma State	W	67-62
		Feb. 14	Kansas State	L	85-41
1977	Boulder, Colo.	Jan. 20	Colorado	W	62-56
		Jan. 21	Nebraska	L	67-61
		Jan. 22	Kansas	W	85-81
1978	Lawrence, Kan.	Jan. 5	Colorado	W	88-66
		Jan. 6	Oklahoma	W	80-56
		Jan. 7	Kansas	W	84-81
1979	Lincoln, Neb.	Jan. 18	Iowa State	W	91-69
		Jan. 19	Kansas State	W	84-74
		Jan. 20	Kansas	L	63-61
1980	Columbia, Mo.	Jan. 17	Oklahoma	W	90-63
		Jan. 18	Kansas State	W	81-76
		Jan. 19	Kansas	L	86-80
1981	Lawrence, Kan.	Jan. 15	Iowa State	W	82-49
		Jan. 16	Kansas State	L	85-77
		Jan. 17	Oklahoma	W	68-65
1982	Manhattan, Kan.	Jan. 14	Kansas State	L	72-69
		Jan. 15	Oklahoma State	W	91-58
		Jan. 16	Oklahoma	W	87-64
1983	Norman, Okla.	March 10	Iowa State	W	82-58
		March 11	Kansas	W	75-74
		March 12	Kansas State	W	75-65
1984	Kansas City, Mo.	March 6	Colorado	W	113-51
		March 9	Oklahoma State	W	94-69
		March 10	Kansas State	L	84-75
1985	Kansas City, Mo.	March 5	Colorado	W	87-64
		March 8	Kansas State	W	91-58
		March 9	Oklahoma	W	89-83
1986	Kansas City, Mo.	March 4	Iowa State	W	76-59
		March 6	Oklahoma	W	71-66
		March 8	Colorado	W	75-63
1987	Salina, Kan.	Feb. 28	Colorado	W	92-77
1988	Salina, Kan.	March 1	Kansas State	L	78-61
		March 5	Iowa State	W	69-65
1989	Salina, Kan.	March 6	Colorado	L	84-80
		March 4	Iowa State	W	87-70
1990	Salina, Kan.	March 5	Colorado	L	83-67
		March 3	Oklahoma	L	80-77
1991	Salina, Kan.	March 2	Oklahoma State	L	84-76
1992	Salina, Kan.	March 7	Oklahoma	L	80-79
1993	Salina, Kan.	March 6	Kansas	L	63-56
1994	Salina, Kan.	March 5	Kansas	W	72-66
		March 6	Oklahoma State	W	76-68
		March 7	Colorado	W	79-71
1995	Salina, Kan.	March 4	Kansas	L	74-67
1996	Salina, Kan.	March 2	Nebraska	L	70-64

## BIG 12 TOURNAMENT

Big 12 Tournament Record: 7-16

YEAR (SEED)	SITE	DATE	ROUND	OPPONENT	W/L
1997 (10)	Kansas City, Mo.	March 4	1st Round	(7) Nebraska	L 62-58
1998 (12)	Kansas City, Mo.	March 3	1st Round	(5) Oklahoma State	L 67-48
1999 (10)	Kansas City, Mo.	March 2	1st Round	(7) Baylor	W 60-55
		March 3	Quarterfinals	(2) Iowa State	L 63-44
2000 (7)	Kansas City, Mo.	March 7	1st Round	(10) Colorado	L 83-68
2001 (5)	Kansas City, Mo.	March 6	1st Round	(12) Texas A&M	W 75-65
		March 7	Quarterfinals	(4) Colorado	L 82-72
2002 (10)	Kansas City, Mo.	March 5	1st Round	(7) Texas Tech	L 78-51
2003 (6)	Dallas, Texas	March 11	1st Round	(11) Oklahoma State	L 56-54
2004 (7)	Dallas, Texas	March 9	1st Round	(10) Oklahoma State	W 75-52
		March 10	Quarterfinals	(2) Kansas State	L 79-58
2005 (9)	Kansas City, Mo.	March 8	1st Round	(8) Kansas	W 62-57
		March 9	Quarterfinals	(1) Baylor	L 70-52
2006 (4)	Dallas, Texas	March 8	Quarterfinals	(5) Texas Tech	W 81-75
2007 (10)	Oklahoma City, Okla.	March 9	Semifinals	(1) Oklahoma	L 78-54
		March 6	1st Round	(7) Texas	L 70-57
2008 (12)	Kansas City, Mo.	March 11	1st Round	(5) Oklahoma	W70-64 (OT)
		March 12	Quarterfinals	(4) Texas A&M	L 65-39
2009 (11)	Oklahoma City, Okla.	March 12	1st Round	(6) Texas	L 62-59
2010 (12)	Kansas City, Mo.	March 11	1st Round	(5) Texas 64	L 64-59
2011 (10)	Kansas City, Mo.	March 10	1st Round	(7) Texas 79	L 79-66
2012 (10)	Kansas City, Mo.	March 7	1st Round	(7) Oklahoma State	W 72-68
		March 8	Quarterfinals	(2) Oklahoma	L 70-59

## SEC TOURNAMENT

SEC Tournament Record: 4-9

YEAR (SEED)	SITE	DATE	ROUND	OPPONENT	W/L
2013 (10)	Duluth, Ga.	March 7	2nd Round	(7) Vanderbilt	L 53-40
2014 (12)	Duluth, Ga.	March 5	1st Round	(13) Mississippi State	L 73-70
2015 (7)	Little Rock, Ark.	March 5	2nd Round	(10) Georgia	L 75-64
2016 (8)	Jacksonville, Fla.	March 3	2nd Round	(9) Auburn	L 47-45
2017 (3)	Greenville, S.C.	March 3	Quarterfinals	(6) Texas A&M	L 62-48
2018 (6)	Nashville, Tenn.	March 1	2nd Round	(11) Ole Miss	W 59-50
		March 2	Quarterfinals	(3) Georgia	L 55-41
2019 (5)	Greenville, S.C.	March 7	2nd Round	(11) Florida	W 87-56
		March 8	Quarterfinals	(4) Kentucky	W70-68 (OT)
		March 9	Semifinals	(1) Mississippi State	L 71-56
2020 (11)	Greenville, S.C.	March 4	1st Round	(14) Ole Miss	W 64-53
		March 5	2nd Round	(6) Tennessee	L 64-51
2021 (10)	Greenville, S.C.	March 4	2nd Round	(7) Alabama	L 74-82
2022 (9)	Greenville, S.C.	March 3	2nd Round	(8) Arkansas	L 61-52

# CONFERENCE TOURNAMENT RECORDS

## CONFERENCE TOURNAMENT TEAM RECORDS

**Most Points Scored:** \_\_\_\_\_ 113, 3/6/84 vs. Colorado  
**Fewest Points Scored:** \_\_\_\_\_ 39, 3/12/08 vs. Texas A&M  
**Greatest Margin of Victory:** \_\_\_\_\_ 62, 3/6/84 vs. Colorado  
**Greatest Margin of Defeat:** 44 \_ 2/14/76 vs. Kansas State

## SEC TOURNAMENT TEAM RECORDS

**Most Points Scored:** \_\_\_\_\_ 87, 3/7/19 vs. Florida  
**Fewest Points Scored:** \_\_\_\_\_ 40, 3/7/13 vs. Vanderbilt  
**Greatest Margin of Victory:** \_\_\_\_\_ 31, 3/7/19 vs. Florida  
**Greatest Margin of Defeat:** \_ 15, 3/9/19 vs. Mississippi State  
**Field Goals Made:** \_\_\_\_\_ 31, 3/7/19 vs. Florida  
**Field Goal Attempts:** \_\_\_\_\_ 68, 3/4/21 vs. Alabama  
**Field Goal Percentage:** \_\_\_\_ .525 (31-of-59), 3/7/19 vs. Florida  
**3-Point FG Made:** \_\_\_\_\_ 14, 3/4/21 vs. Alabama  
**3-Point FG Attempts:** \_\_\_\_\_ 34, 3/7/19 vs. Florida  
**3-Point FG Percentage:** \_\_\_\_ .478 (11-of-23), 3/5/14 vs. Miss. State  
**Free Throws Made:** \_\_\_\_\_ 24, 3/8/19 vs. Kentucky  
**Free Throws Attempts:** \_\_\_\_\_ 29, 3/8/19 vs. Kentucky  
**Free Throw Percentage:** \_\_\_\_ .828 (24-of-29), 3/8/19 vs. Kentucky  
**Most Rebounds:** \_\_\_\_\_ 47, 3/3/22 vs. Arkansas  
**Offensive Rebounds:** \_\_\_\_\_ 16, 3/4/21 vs. Alabama  
**Defensive Rebounds:** \_\_\_\_\_ 40, 3/3/22 vs. Arkansas  
**Fewest Rebounds:** \_\_\_\_\_ 23, 3/9/19 vs. Mississippi State  
**Assists:** \_\_\_\_\_ 19 (x2), last 3/4/21 vs. Alabama  
**Steals:** \_\_\_\_\_ 7, 3/5/14 vs. Mississippi State  
**Blocks:** \_\_\_\_\_ 10, 3/1/18 vs. Mississippi State  
**Most Turnovers:** \_\_\_\_\_ 26, 3/8/19 vs. Kentucky  
**Fewest Turnovers:** \_\_\_\_\_ 9, 3/4/21 vs. Alabama

## SEC TOURNAMENT INDIVIDUAL RECORDS

**Points:** \_\_\_\_\_ 33 - Sophie Cunningham, 3/9/19 vs. Miss. St.  
**FG Made:** \_\_\_\_ 11 - Sophie Cunningham, 3/9/19 vs. Miss. St.  
**FG Att:** \_\_\_\_\_ 21 - Sierra Michaelis, 3/5/15 vs. Georgia  
**FG %:** \_\_\_\_\_ .688 (11-16) - Sophie Cunningham, 3/9/19 vs. Mississippi State  
**3-Point FG Made:** \_\_\_\_ 5 - Sophie Cunningham, 3/9/19 vs. Mississippi State  
**3-Point FG Att:** \_\_\_\_ 10 - Morgan Stock, 3/3/16 vs. Auburn  
**3-Point FG %:** \_\_\_\_ .800 (4-5) - Sierra Michaelis, 3/5/14 vs. Mississippi State  
**FT Made:** \_\_\_\_ 12 - Sophie Cunningham, 3/8/19 vs. Kentucky  
**FT Att:** \_\_\_\_ 14 - Sophie Cunningham, 3/8/19 vs. Kentucky  
**FT %:** \_\_\_\_\_ .857 (12-14) - Sophie Cunningham, 3/8/19 vs. Kentucky  
**Rebounds:** \_ 13 (2x), last Haley F. + LaDazia W., 3/3/23 vs. Arkansas  
**Offensive Rebounds:** 5 - Cierra Porter, 3/2/18 vs. Georgia  
**Defensive Rebounds:** \_ 13 LaDazia Williams, 3/3/22 vs. Arkansas  
**Assists:** \_\_\_\_\_ 8 - Shug Dickson, 3/4/21 vs. Alabama  
**Steals:** \_\_\_\_\_ 2 - Sophie Cunningham, 3/9/19 vs. Mississippi State  
 \_\_\_\_\_ 2 - Emmanuelle Tahane, 3/7/19 vs. Florida  
 \_\_\_\_\_ 2 - Sierra Michaelis, 3/3/17 vs. Texas A&M  
 \_\_\_\_\_ 2 - Morgan Stock, 3/3/16 vs. Auburn  
 \_\_\_\_\_ 2 - Morgan Stock, 3/5/15 vs. Georgia  
 \_\_\_\_\_ 2 - Maddie Stock, 3/5/15 vs. Georgia  
**Blocks:** \_\_\_\_\_ 4 - Cierra Porter, 3/1/18 vs. Ole Miss  
 \_\_\_\_\_ 4 - Jordan Frericks, 3/5/15 vs. Georgia  
**Minutes:** \_ 44 - Sophie Cunningham, 3/8/19 vs. Kentucky  
**Double-Doubles:** \_\_\_\_\_ 18 pts / 11 rebs - Bri Kulas,  
 \_\_\_\_\_ 3/5/14 vs. Mississippi State  
 \_\_\_\_\_ 28 pts / 12 rebounds - Aijha Blackwell  
 \_\_\_\_\_ 3/4/21 vs. Alabama  
 \_\_\_\_\_ 14 pts. / 13 reb. - LaDazia Williams  
 \_\_\_\_\_ 3/3/22 vs. Arkansas

## NCAA TOURNAMENT

*13 NCAA Tournament Appearances — 2 Sweet 16 Appearances — 7-13 NCAA Record*

YEAR	REGION (Seed)	ROUND	SITE	DATE	OPPONENT	W/L	SCORE
1982	West (3)	1 <sup>st</sup> Round	Eugene, Ore.	March 13	(6) Oregon	W	59-53
		Sweet 16	Stanford, Calif.	March 19	(2) Maryland	L	80-68
1983	South (4)	1 <sup>st</sup> Round	Auburn, Ala.	March 19	(5) Auburn	L	89-76
1984	South (4)	1 <sup>st</sup> Round	Baton Rouge, La.	March 18	(5) LSU	L	92-82
1985	Midwest (7)	1 <sup>st</sup> Round	Monroe, La.	March 14	(2) Louisiana Monroe	L	85-84 (OT)
1986	Midwest (9)	1 <sup>st</sup> Round	Columbia, Mo.	March 12	(8) Arkansas	W	66-65
		2 <sup>nd</sup> Round	Austin, Texas	March 14	(1) Texas	L	108-67
1994	Midwest (15)	1 <sup>st</sup> Round	Lubbock, Texas	March 16	(2) Texas Tech	L	75-61
2001	East (10)	1 <sup>st</sup> Round	Athens, Ga.	March 16	(7) Wisconsin	W	71-68
		2 <sup>nd</sup> Round	Athens, Ga.	March 18	(2) Georgia	W	78-65
		Sweet 16	Pittsburgh, Pa.	March 24	(3) Louisiana Tech	L	78-67
2004	Midwest (11)	1 <sup>st</sup> Round	Tempe, Ariz.	March 20	(6) Stanford	L	68-44
2006	East (10)	1 <sup>st</sup> Round	University Park, Pa.	March 19	(7) Virginia Tech	L	82-51
2016	Bridgeport (10)	1 <sup>st</sup> Round	Austin, Texas	March 19	(7) BYU	W	78-69
		2 <sup>nd</sup> Round	Austin, Texas	March 21	(2) Texas	L	73-55
2017	Stockton (6)	1 <sup>st</sup> Round	Tallahassee, Fla.	March 17	(11) South Florida	W	66-64
		2 <sup>nd</sup> Round	Tallahassee, Fla.	March 19	(3) Florida State	L	77-55
2018	Lexington (5)	1 <sup>st</sup> Round	Palo Alto, Calif.	March 17	(12) Florida Gulf Coast	L	80-70
2019	Greensboro (7)	1 <sup>st</sup> Round	Iowa City, Iowa	March 22	(10) Drake	W	77-76 (OT)
		2 <sup>nd</sup> Round	Iowa City, Iowa	March 24	(2) Iowa	L	68-52

## WNIT TOURNAMENT

*8 WNIT Appearances — 5-9 WNIT Record*

YEAR	ROUND	SITE	DATE	OPPONENT	W/L	SCORE
2000	1 <sup>st</sup> Round	Columbia, Mo.	March 15	Evansville	W	84-81
	2 <sup>nd</sup> Round	Fayetteville, Ark.	March 18	Arkansas	L	89-88
2002	1 <sup>st</sup> Round	Columbia, Mo.	March 13	Alabama	L	68-67
2003	1 <sup>st</sup> Round	Columbia, Mo.	March 19	Western Illinois	W	72-69 (2 OT)
	2 <sup>nd</sup> Round	Columbia, Mo.	March 24	Ball State	W	88-77
	Quarterfinals	Fort Collins, Colo.	March 27	Colorado State	L	62-61
2007	2 <sup>nd</sup> Round	Laramie, Wyo.	March 18	Wyoming	L	73-67
2013	1 <sup>st</sup> Round	Columbia, Mo.	March 20	Eastern Illinois	L	60-58
2014	1 <sup>st</sup> Round	Omaha, Neb.	March 20	Creighton	L	77-51
2015	1 <sup>st</sup> Round	Cedar Falls, Iowa	March 19	Northern Iowa	W	69-61
	2 <sup>nd</sup> Round	Manhattan, Kan.	March 22	Kansas State	W	67-48
	3 <sup>rd</sup> Round	Ann Arbor, Mich.	March 26	Michigan	L	65-55
2021	1 <sup>st</sup> Round	Fort Worth, Texas	March 19	Fresno State	L	78-75
	Consolation Round	Fort Worth, Texas	March 20	Arizona State	L	50-39
2022	1 <sup>st</sup> Round	Columbia, Mo.	March 17	Drake	L	83-78 (OT)

### MAIAW STATE TOURNAMENT

1975, Springfield, Mo.  
 Feb. 21 — Missouri-St. Louis 72, Mizzou 55  
 Feb. 22 — Mizzou 87, Meramec 66  
 Feb. 23 — Mizzou 59, Truman State 57  
 1976, Warrensburg, Mo.  
 Feb. 21 — Northwest Missouri 69, Mizzou 61  
 Feb. 22 — Mizzou 78, Missouri State 63  
 1977, St. Louis, Mo.  
 Feb. 25 — Mizzou 96, Northwest Missouri 59  
 Feb. 26 — Central Missouri 91, Mizzou 88 (OT)  
 1978, Columbia, Mo.  
 Feb. 23 — Mizzou 73, Missouri State 60  
 Feb. 24 — Mizzou 71, Northwest Missouri 68  
 1979, Warrensburg, Mo.  
 Feb. 23 — Mizzou 68, Truman State 67  
 Feb. 24 — Mizzou 67, Central Missouri 63

### AIAW REGION VI TOURNAMENT

1977, Decorah, Iowa  
 March 10 — Mizzou 85, William Penn 70  
 March 11 — Mizzou 71, Central Missouri 69  
 March 12 — Kansas State 70, Mizzou 54  
 1978, Manhattan, Kan.  
 March 9 — Mizzou 88, Iowa State 72  
 March 10 — Mizzou 95, Kansas 63  
 March 11 — Mizzou 70, Kansas State 68  
 1979, Minneapolis, Minn.  
 March 9 — Mizzou 96, South Dakota 64  
 March 10 — Kansas 79, Mizzou 70  
 March 11 — Drake 91, Mizzou 67  
 1980, Columbia, Mo.  
 March 6 — Nebraska 74, Mizzou 73 (OT)  
 1981, Minneapolis, Minn.  
 March 13 — Mizzou 85, Nebraska 70  
 March 14 — Minnesota 75, Mizzou 65  
 March 15 — Drake 85, Mizzou 71

### AIAW SATELLITE TOURNAMENT

1978, Denton, Texas  
 March 17 — North Carolina State 70, Mizzou 64  
 March 18 — Mizzou 79, Ohio State 69

### AIAW SUB-REGIONAL

1980, Pittsburg, Kan.  
 Feb. 28 — Mizzou 92, Pittsburgh State 68  
 Feb. 29 — Central Missouri 80, Mizzou 69  
 March 1 — Mizzou 77, Kansas 73

### AIAW NATIONAL TOURNAMENT

1977, Minneapolis, Minn.  
 March 23 — Southern Connecticut 80, Mizzou 66  
 March 24 — Mizzou 60, Minnesota 39  
 March 25 — Baylor 85, Mizzou 75

# POSTSEASON GAME RECORDS/HIGHS

## NCAA TOURNAMENT TEAM RECORDS

**Most Points Scored:** \_\_\_\_\_ 84, 3/14/85 at ULM  
**Fewest Points Scored:** \_\_\_\_\_ 44, 3/20/04 vs. Stanford  
**Greatest Margin of Victory:** \_\_\_\_\_ 13, 3/18/01 at Georgia  
**Greatest Margin of Defeat:** \_\_\_\_\_ 39, 3/14/86 at Texas  
**Field Goals Made:** \_\_\_\_\_ 37, 3/14/85 at Northeast Louisiana  
 One Half: \_\_\_\_\_ 23, 3/14/85 at NE Louisiana (2<sup>nd</sup> Half)  
**Field Goal Attempts:** \_\_\_\_\_ 81, 3/14/85 at NE Louisiana  
 One Half: \_\_\_\_\_ 49, 3/14/85 at NE Louisiana (2<sup>nd</sup> Half)  
**Field Goal Percentage:** \_\_\_\_\_ .568, 3/19/16 vs. BYU  
 One Half: \_\_\_\_\_ .688, 3/19/16 vs. BYU (2<sup>nd</sup> Half)  
**3-Point FG Made:** \_\_\_\_\_ 9, 3/22/19 vs. Drake, 3/24/19 vs. Iowa  
**3-Point FG Attempts:** \_\_\_\_\_ 31, 3/24/19 vs. Iowa  
**3-Point FG Percentage:** \_\_\_\_\_ .400, 3/16/01 vs. Wisconsin  
**Free Throws Made:** \_\_\_\_\_ 24, 3/17/18 vs. FGCU  
**Free Throws Attempts:** \_\_\_\_\_ 28, 3/19/16 vs. BYU, 3/17/18 vs. FGCU  
**Free Throw Percentage:** \_\_\_\_\_ .900 (18-20), 3/19/82 vs. Maryland  
**Most Rebounds:** \_\_\_\_\_ 55, 3/14/85 at NE Louisiana  
**Fewest Rebounds:** \_\_\_\_\_ 21, 3/19/82 at Auburn  
**Largest Rebound Margin:** \_\_\_\_\_ +10, 3/19/16 vs. BYU  
**Largest Rebound Deficit:** \_\_\_\_\_ -25, 3/19/83 at Auburn  
**Assists:** \_\_\_\_\_ 18, 3/18/84 at LSU  
**Steals:** \_\_\_\_\_ 14, 3/13/82 at Oregon  
**Blocks:** \_\_\_\_\_ 8, 3/20/04 vs. Stanford  
**Most Turnovers:** \_\_\_\_\_ 23, 3/19/82 vs. Maryland, 3/19/17  
**Fewest Turnovers:** \_\_\_\_\_ 9, 3/19/83 at Auburn

## NCAA TOURNAMENT INDIVIDUAL RECORDS

**Points:** \_\_\_\_\_ 35 - Sophie Cunningham, 3/1/18 vs. FGCU  
**Rebounds:** \_\_\_\_\_ 18 - Renee Kelly, 3/14/85 vs. ULM  
**Assists:** \_\_\_\_\_ 13 - Amy Fordham, 3/16/94 vs. Texas Tech  
**Triple Double:** \_\_\_\_\_ 14 pts., 11 rebs., 10 asts. - Joni Davis, 3/18/84 vs. LSU

## WNIT GAME RECORDS/TEAM HIGHS

**Most Points Scored:** \_\_\_\_\_ 88, 3/24/03 vs. Ball St., 3/18/00 at Ark.  
**Fewest Points Scored:** \_\_\_\_\_ 39, 3/20/21 vs. Arizona State  
**Greatest Margin of Victory:** \_\_\_\_\_ 19, 3/22/15 at Kansas State  
**Greatest Margin of Defeat:** \_\_\_\_\_ 11, 3/20/21 vs. Arizona State  
**Field Goals Made:** \_\_\_\_\_ 39, 3/18/00 at Arkansas  
 One Half: \_\_\_\_\_ 18, 3/24/03 vs. Ball State (1<sup>st</sup> Half)  
 \_\_\_\_\_ 18, 3/20/21 vs. Fresno St. (1<sup>st</sup> Half)  
**Field Goals Attempts:** \_\_\_\_\_ 80, 3/18/00 at Arkansas  
 One Half: \_\_\_\_\_ 36, 3/20/13 vs. Eastern Illinois  
**Field Goal Percentage:** \_\_\_\_\_ .564, 3/15/00 vs. Evansville  
 One Half: \_\_\_\_\_ .600, 3/19/21 vs. Fresno St. (1<sup>st</sup> Half)  
**3-Point FG Made:** \_\_\_\_\_ 16, 3/22/15 at Kansas State  
**3-Point FG Attempts:** \_\_\_\_\_ 37, 3/22/15 at Kansas State  
**3-Point FG Percentage:** \_\_\_\_\_ .455, 3/18/00 at Arkansas  
**Free Throws Made:** \_\_\_\_\_ 26, 3/19/03 vs. Western Illinois  
**Free Throws Attempts:** \_\_\_\_\_ 35, 3/19/03 vs. Western Illinois  
**Free Throw Percentage:** \_\_\_\_\_ .929 (13-14), 3/18/07 at Wyoming  
**Most Rebounds:** \_\_\_\_\_ 50, 3/22/15 at Kansas State  
**Fewest Rebounds:** \_\_\_\_\_ 27, 3/24/03 vs. Ball State  
**Largest Rebound Margin:** \_\_\_\_\_ 19, 3/22/15 at Kansas State  
**Largest Rebound Deficit:** \_\_\_\_\_ 25, 3/24/03 vs. Ball State  
**Assists:** \_\_\_\_\_ 22, 3/15/00 vs. Evansville  
**Steals:** \_\_\_\_\_ 22, 3/19/03 vs. Western Illinois  
**Blocks:** \_\_\_\_\_ 10, 3/15/00 vs. Evansville

# PROGRAM RECORDS

## SEASON OPENERS (39-9)

Date	Opponent	W/L	Score
1974-75	at Columbia College	W	47-16
1975-76	at Grand View	L	95-80
1976-77	at William Penn	L	76-66
1977-78	William Penn	W	84-78
1978-79	Minnesota	W	82-57
1979-80	at Minnesota	L	88-82
1980-81	Minnesota	L	89-82
1981-82	Missouri State	W	73-61
1982-83	Missouri State	W	95-56
1983-84	Northern Iowa	W	110-47
1984-85	Cleveland State	W	119-70
1985-86	Arizona	W	86-62
1986-87	James Madison	L	74-73
1987-88	at Iowa	L	85-71
1988-89	at Arkansas State	W	88-75
1989-90	Evansville	W	99-61
1990-91	Brigham Young	W	70-63
1991-92	at SEMO	W	68-57
1992-93	Eastern Illinois	W	68-45
1993-94	at NE Illinois	W	67-52
1994-95	Evansville	W	76-67
1995-96	Creighton	L	78-69
1996-97	Missouri S&T	W	98-53
1997-98	Missouri S&T	W	79-74
1998-99	Bradley	W	73-57
1999-00	at Bradley	W	92-49
2000-01	Eastern Illinois	W	106-59
2001-02	at UMKC	W	67-48
2002-03	at Missouri State	W	68-52
2003-04	at Bradley	W	77-58
2004-05	Northern Illinois	W	68-61
2005-06	Clemson	W	78-54
2006-07	Southern Illinois	W	71-60
2007-08	Murray State	W	73-64
2008-09	South Dakota State	L	55-50
2009-10	Northern Iowa	W	74-57
2010-11	at Memphis	W	67-40
2011-12	at UTSA	W	70-50
2012-13	Saint Louis	W	67-51
2013-14	at Saint Louis	W	74-59
2014-15	Western Illinois	W	89-52
2015-16	at Missouri State	W	71-55
2016-17	vs. Abilene Christian	W	52-46
2017-18	vs. Western Kentucky	L	79-76
2018-19	at Western Illinois	W	89-64
2019-20	Western Illinois	W	97-89
2020-21	Northern Alabama	W	96-78
2021-22	Murray State	W	76-70

## HOME OPENERS (40-8)

Date	Opponent	W/L	Score
1974-75	Kansas	W	54-53
1975-76	Grand View	L	104-65
1976-77	Claremore	W	57-52
1977-78	William Penn	W	84-78
1978-79	Minnesota	W	82-57
1979-80	BYU	W	90-70
1980-81	Minnesota	L	89-82
1981-82	Missouri State	W	73-61

1982-83	Missouri State	W	95-56
1983-84	Northern Iowa	W	110-47
1984-85	Cleveland State	W	119-70
1985-86	Memphis	W	80-66
1986-87	UMKC	W	91-72
1987-88	Central Missouri	W	84-54
1988-89	Missouri State	W	75-52
1989-90	LSU	L	56-50
1990-91	Creighton	L	67-63
1991-92	UMKC	L	60-58
1992-93	Eastern Illinois	W	68-45
1993-94	Texas Rio Grande Val.	W	80-65
1994-95	Evansville	W	76-67
1995-96	Creighton	L	78-69
1996-97	Missouri S&T	W	98-53
1997-98	Missouri S&T	W	79-74
1998-99	Bradley	W	73-57
1999-00	Arkansas	L	83-76
2000-01	Eastern Illinois	W	106-59
2001-02	Missouri State	W	61-57
2002-03	Bradley	W	77-76
2003-04	Southern	W	79-43
2004-05	Evansville	W	82-66
2005-06	Northwestern	W	87-64
2006-07	Texas A&M-CC	W	89-60
2007-08	Murray State	W	73-64
2008-09	South Dakota State	L	55-50
2009-10	Northern Illinois	W	75-57
2010-11	UT Martin	W	53-30
2011-12	North Florida	W	67-46
2012-13	Saint Louis	W	67-51
2013-14	SIU Edwardsville	W	59-48
2014-15	Western Illinois	W	89-52
2015-16	Arkansas-PB	W	85-34
2016-17	Abilene Christian	W	52-46
2017-18	Kansas State	W	73-59
2018-19	Missouri State	W	65-61
2019-20	Western Illinois	W	97-89
2020-21	North Alabama	W	96-78
2021-22	Murray State	W	76-70

## OVERTIME GAMES (23-26)

Date	Opponent	W/L	Score
2/26/77	Central Missouri	L	91-88
1/13/79	at Southern Illinois	L	62-60
11/17/79	at Minnesota	L	88-82
3/6/80	Nebraska	L	74-73
2/16/82	Central Missouri	W	72-64
1/29/83	at Kansas (3 OT)	L	118-111
2/23/83	Southern Ill. (2 OT)	W	83-76
1/5/84	Florida State	W	83-88
12/14/84	Brigham Young	W	104-102
1/30/85	Oklahoma State	W	79-75
3/14/85	NE Louisiana	L	85-84
2/11/87	Kansas	L	81-79
12/30/87	Northern Illinois	W	78-76
11/26/88	at Memphis	L	81-77
1/29/89	Nebraska	W	84-75
1/4/90	at SMU	L	74-72
11/24/90	Indiana	L	70-65
12/11/90	at UMKC	W	66-65

1/23/91	at Colorado	L	74-71
2/12/92	at Nebraska	L	69-65
12/9/92	Creighton	L	70-65
2/28/93	at Oklahoma State	W	64-63
1/19/96	Nebraska	L	73-68
2/16/96	at Iowa State	L	77-73
12/11/97	at Western Illinois	L	68-66
1/24/98	Iowa State	W	59-57
3/15/00	Evansville	W	84-81
3/17/00	at Arkansas	L	89-88
2/10/01	Kansas	W	89-84
3/19/03	Western Illinois (2 OT)	W	72-69
2/22/04	Kansas State (2 OT)	L	93-90
2/26/05	at Nebraska	W	70-65
2/1/06	at Kansas State	W	66-65
2/25/06	at Kansas	L	81-71
1/10/07	Texas	L	79-77
12/8/07	Stephen F. Austin	L	84-81
12/15/07	UMKC	W	75-73
3/11/08	vs. Oklahoma	W	70-64
11/29/08	vs. Holy Cross	L	94-93
2/23/10	Colorado	L	80-79
3/7/10	Texas Tech	W	58-55
1/8/11	Texas	W	85-80
2/5/11	Kansas State	L	60-55
2/16/11	Oklahoma State	W	71-65
2/19/11	at Kansas	L	75-70
2/21/12	at Iowa State	L	66-59
2/25/12	vs. Kansas State	W	61-56
1/20/13	at Ole Miss	W	73-72
2/22/13	vs. LSU	L	78-74
1/21/16	at #12 Texas A&M	L	81-77
1/19/17	vs. #25 Texas A&MW	W	78-76
2/7/19	vs. #18 Texas A&MW	W	70-65
3/8/19	vs. #15 Kentucky	W	70-68
3/22/19	vs. Drake	W	77-76
11/5/19	vs. Western Illinois	W	97-89
11/10/19	vs. Nebraska	L	90-85
2/2/20	vs. #21 Arkansas	L	85-81
12/30/21	vs. #1 South Carolina	W	70-69
1/6/22	vs. Auburn	W	72-63
1/13/22	at #12 LSU	L	87-85
3/3/22	Arkansas	L	61-52

# ALL-TIME RECORD

## MIZZOU'S ALL-TIME RECORD

Year	Head Coach	Overall W-L	Conf. W-L (Place)	Home W-L	Road W-L	Neutral W-L	Notes
1974-75	Alexis Jarrett	9-8	-	3-4	3-1	3-3	
1975-76	Joann Rutherford	10-9	-	2-3	5-2	3-4	
1976-77	Joann Rutherford	28-12	-	6-1	10-5	12-6	
1977-78	Joann Rutherford	26-6	-	6-2	9-3	11-1	Big Eight Tournament Champions
1978-79	Joann Rutherford	18-12	-	7-2	4-6	7-4	Big Eight runner-up
1979-80	Joann Rutherford	21-12	-	9-1	6-8	6-3	Big Eight runner-up
1980-81	Joann Rutherford	21-12	-	10-3	6-6	5-3	
1981-82	Joann Rutherford	24-9	-	11-2	9-2	4-5	NCAA Sweet Sixteen
1982-83	Joann Rutherford	25-6	10-4 (2nd)	14-0	6-5	5-1	Big Eight Tournament Champions, NCAA First Round
1983-84	Joann Rutherford	25-6	12-2 (2nd)	12-1	7-2	6-3	NCAA First Round
1984-85	Joann Rutherford	22-9	12-2 (1st)	11-2	6-3	5-4	Big Eight Regular Season & Tournament Champions, NCAA First Round
1985-86	Joann Rutherford	20-12	8-6 (5th)	8-3	6-7	6-2	Big Eight Tournament Champions, NCAA Second Round
1986-87	Joann Rutherford	20-9	9-5 (T-1st)	11-2	6-4	3-3	Big Eight Regular Season co-Champions
1987-88	Joann Rutherford	18-11	9-5 (2nd)	11-1	6-8	1-2	
1988-89	Joann Rutherford	17-12	7-7 (4th)	10-3	4-6	3-3	
1989-90	Joann Rutherford	20-8	11-3 (1st)	11-2	8-5	1-1	Big Eight Regular Season Champions
1990-91	Joann Rutherford	10-18	3-11 (8th)	6-7	3-10	1-1	
1991-92	Joann Rutherford	16-12	7-7 (5th)	12-4	4-7	0-1	
1992-93	Joann Rutherford	19-8	8-6 (5th)	12-4	6-3	1-1	
1993-94	Joann Rutherford	12-18	3-11 (7th)	7-5	2-12	3-1	Big Eight Tournament Champions, NCAA First Round
1994-95	Joann Rutherford	15-12	5-9 (6th)	10-6	5-5	0-1	
1995-96	Joann Rutherford	15-12	6-8 (5th)	13-2	0-8	2-2	
1996-97	Joann Rutherford	10-20	3-13 (10th)	5-9	4-8	1-3	
1997-98	Joann Rutherford	11-16	3-13 (12th)	9-5	1-10	2-2	
1998-99	Cindy Stein	13-15	5-11 (10th)	9-4	2-10	2-1	
1999-00	Cindy Stein	18-12	7-9 (7th)	9-4	7-6	2-2	WNIT Second Round
2000-01	Cindy Stein	22-10	10-6 (5th)	13-1	5-6	4-3	NCAA Sweet Sixteen
2001-02	Cindy Stein	14-15	5-11 (T-9th)	10-6	4-6	1-4	WNIT First Round
2002-03	Cindy Stein	17-14	9-7 (T-5th)	10-3	5-6	2-5	WNIT Quarterfinals
2003-04	Cindy Stein	17-13	7-9 (T-7th)	7-7	8-4	2-2	NCAA First Round
2004-05	Cindy Stein	11-18	4-12 (T-10th)	3-9	3-1	1-1	
2005-06	Cindy Stein	21-10	10-6 (4th)	13-2	5-6	3-2	NCAA First Round
2006-07	Cindy Stein	17-14	5-11 (10th)	11-5	5-7	1-2	WNIT Second Round
2007-08	Cindy Stein	10-21	2-14 (12th)	7-9	0-9	3-3	
2008-09	Cindy Stein	13-17	4-12 (T-10th)	9-7	4-8	0-2	
2009-10	Cindy Stein	12-18	2-14 (12th)	9-8	2-9	1-1	
2010-11	Robin Pingeton	13-18	5-11 (10th)	10-4	2-11	1-3	
2011-12	Robin Pingeton	13-18	2-16 (10th)	8-9	4-8	1-1	
2012-13	Robin Pingeton	17-15	6-10 (8th)	14-4	2-7	1-4	WNIT First Round
2013-14	Robin Pingeton	17-14	6-10 (8th)	11-5	5-7	1-2	WNIT First Round
2014-15	Robin Pingeton	19-14	7-9 (T-7th)	12-4	4-6	3-4	WNIT Quarterfinals
2015-16	Robin Pingeton	22-10	8-8 (T-7th)	13-3	7-5	3-2	NCAA Second Round
2016-17	Robin Pingeton	22-11	11-5 (T-3rd)	15-1	5-7	2-3	NCAA Second Round
2017-18	Robin Pingeton	24-8	11-5 (T-4th)	12-2	7-3	5-3	NCAA First Round
2018-19	Robin Pingeton	24-11	10-6 (T-5th)	12-3	7-5	5-3	NCAA Second Round
2019-20	Robin Pingeton	9-22	5-11 (11th)	5-10	3-9	1-3	
2020-21	Robin Pingeton	9-13	5-9 (10th)	5-7	4-3	0-3	WNIT First Round / Consolation Round
2021-22	Robin Pingeton	18-13	7-9 (9th)	11-5	6-7	1-1	WNIT First Round
<b>TOTALS</b>	<b>48 Seasons</b>	<b>819-613</b> <b> [.571]</b>	<b>269-343</b> <b> [.439]</b>	<b>456-195</b> <b> [.700]</b>	<b>232-300</b> <b> [.436]</b>	<b>111-111</b> <b> [.500]</b>	<b>44-44</b>

# ALL-TIME COACHING RECORDS

## MIZZOU'S ALL-TIME HEAD COACHING RECORDS

Head Coach	Years	Seasons	Overall W-L (Pct.)	Conf. W-L (Pct.)
Alexis Jarrett	1	1974-75	9-8 (.529)	N/A
Joann Rutherford	23	1975-98	423-261 (.618)	116-112 (.509)
Cindy Stein	12	1998-10	185-177 (.511)	70-122 (.365)
Robin Pingeton	12	2010-Present	207-167 (.553)	84-113 (.426)




**Joann Rutherford** (1975-98)

**6** NCAA Tournament appearances  
**5** Big Eight Tournament Championships



**Cindy Stein** (1998-10)

**3** NCAA Tournament appearances  
**4** WNIT appearances



**Robin Pingeton** (2010-Present)

**4** NCAA Tournament appearances  
**4** 20-win seasons  
**5** WNIT appearances

## MIZZOU'S ALL-TIME ASSISTANT COACHES

Dave Ketterman	1977-80	Stephanie Thurman	1998-01
Kathy O'Toole	1978-79	LeAnn Riley	2000-01
Julie Beck	1979-81	Tanya Warren	2001-04
Nancy Wells	1980-81	Betsy Yonkman	2001-05
Freda Glover	1981-83	Edith Thompson	2001-03
Peggy Zimmerman	1981-83	Craig Wiginton	2003-05
Donita Davenport	1983-84	Eric Ely	2004-07
Daina Supstiks	1983-84	Matt Daniel	2005-08
Debbie Adams	1984-89	Kerensa Barr	2005-07
Karen Vaughn	1984-86	Allison Guth	2007-08
Debby McClurg	1987-89	Lynette Robinson	2007-10
Theresa Kackley	1988-90	Doshia Woods	2008-10
Missy Bequette	1988-97	Jarod Newland	2008-10
Jody Runge	1989-93	Jenny Putnam	2010-present
Marcia Brooks	1993-95, 97-98	Randy Norton	2010-13
Jenni Garber	1993-97	Willie Cox	2010-15
Taba Thurman	1996-97	Michael Porter, Sr.	2013-16
Leslie Crane	1997-98	RaeShara Brown	2015-17
Stephanie Schueler	1997-98	Ashleen Bracey	2016-2022
Brett Schneider	1998-00	Chris Bracey	2018-present
Dave Wilbers	1998-01	Jasmine James	2022-present

# YEAR-BY-YEAR TEAM STATS

## Head Coach Joann Rutherford (1975-1998 / 423-261 (.618) / 23 Seasons)

### Overall Conf.

SEASON	G	W-L	W-L	Place	FG-A	FG%	3FG-A	3FG%	FT-A	FT%	O	D	REB	AVG	PF	FO	AST	TO	BS	S	TP	AVG.	
1975-76	19	10-9	0-0	-	490-1245	.394	-	-	266-442	.602	-	-	666	35.1	-	-	-	-	-	-	-	1246	65.6
Opponents																							
1976-77	40	28-12	0-0	-	1260-2853	.442	-	-	591-874	.676	-	-	1519	38.0	818	-	-	-	-	-	-	3111	77.8
Opponents																							
1977-78	32	26-6	0-0	-	1046-2347	.446	-	-	485-715	.678	-	-	1379	43.1	590	-	-	-	-	-	-	2577	80.5
Opponents																							
1978-79	30	20-13	0-0	-	932-2226	.419	-	-	429-618	.694	-	-	1373	45.8	580	22	299	585	50	315	2293	76.4	
Opponents																							
1979-80	33	18-12	0-0	-	1072-2292	.468	-	-	417-598	.697	-	-	1376	41.7	622	26	412	660	61	260	2561	77.6	
Opponents																							
1980-81	33	21-12	0-0	-	965-2147	.449	-	-	407-593	.686	-	-	1368	41.5	648	16	406	701	86	336	2337	70.8	
Opponents																							
1981-82	33	24-9	0-0	-	975-2174	.448	-	-	457-640	.714	-	-	1481	44.9	672	19	469	698	133	324	2407	72.9	
Opponents																							
1982-83	30	25-6	10-4	2nd	970-1926	.504	-	-	441-654	.674	-	-	1236	41.2	617	19	466	605	138	260	2381	79.4	
Opponents																							
1983-84	31	25-6	12-2	2nd	1155-2185	.529	-	-	451-652	.692	-	-	1263	40.7	665	-	585	620	153	385	2761	89.1	
Opponents																							
1984-85	31	22-9	12-2	1st	1058-2121	.499	-	-	519-754	.688	-	-	1375	44.4	625	17	575	642	147	374	2635	85.0	
Opponents																							
1985-86	32	20-12	8-6	5th	968-2067	.468	-	-	493-724	.681	-	-	1205	37.7	671	-	520	714	83	331	2429	75.9	
Opponents																							
1986-87	29	20-9	9-5	T-1st	950-1933	.491	-	-	443-687	.645	-	-	1199	41.3	612	15	395	572	87	263	2343	80.8	
Opponents																							
1987-88	29	18-11	9-5	2nd	882-1869	.472	30-84	.357	490-700	.700	-	-	1152	39.7	595	13	449	603	61	309	2284	78.8	
Opponents																							
1988-89	29	17-12	7-7	4th	824-1803	.457	29-92	.315	538-754	.714	-	-	1170	40.3	633	17	436	613	44	283	2215	76.4	
Opponents																							
1989-90	28	20-8	11-3	1st	748-1611	.464	25-67	.373	546-782	.698	-	-	1139	40.7	525	14	430	582	61	271	2067	73.8	
Opponents																							
1990-91	29	10-18	3-11	8th	671-1682	.399	14-74	.189	449-668	.672	-	-	1200	42.9	549	25	379	619	90	273	1805	64.5	
Opponents																							
1991-92	28	16-12	7-7	5th	715-1634	.438	63-198	.318	483-704	.686	-	-	1202	42.9	523	17	415	577	73	274	1976	70.6	
Opponents																							
1992-93	27	19-8	8-6	5th	665-1526	.436	24-115	.209	415-639	.649	374	598	972	36.0	437	12	434	502	73	280	1769	65.5	
Opponents																							
1993-94	30	12-18	3-11	7th	786-1829	.430	33-140	.236	458-657	.697	421	665	1086	36.2	593	21	470	536	81	286	2063	68.8	
Opponents																							
1994-95	27	15-12	5-9	6th	661-1499	.441	42-134	.313	577-804	.718	399	639	1038	38.4	582	-	409	604	96	259	1941	71.9	
Opponents																							
1995-96	27	15-12	6-8	5th	736-1582	.465	33-124	.266	442-641	.690	410	632	1042	38.6	590	-	515	596	86	288	1947	72.1	
Opponents																							
1996-97	30	10-20	3-13	10th	733-1708	.429	70-228	.307	413-643	.642	444	720	1164	38.8	605	17	485	657	91	312	1949	65.0	
Opponents																							
1997-98	27	11-16	3-13	12th	659-1524	.432	40-145	.276	442-619	.714	397	589	986	36.5	551	16	450	579	46	330	1800	66.7	
Opponents																							

## Head Coach Cindy Stein (1998-2010 / 185-177 (.511) / 12 Seasons)

### Overall Conf.

SEASON	G	W-L	W-L	Place	FG-A	FG%	3FG-A	3FG%	FT-A	FT%	O	D	REB	AVG	PF	FO	AST	TO	BS	S	TP	AVG.
1998-99	28	13-15	5-11	10th	684-1568	.436	97-315	.308	393-555	.708	346	715	1061	37.9	514	15	428	571	56	231	1858	66.4
Opponents																						
1999-00	30	28-12	7-9	7th	838-1927	.435	136-389	.350	419-574	.730	431	745	1176	39.2	599	26	490	560	128	369	2231	74.4
Opponents																						
2000-01	32	22-10	10-6	5th	918-2131	.431	192-545	.352	399-598	.667	490	803	1293	40.4	609	18	507	556	127	337	2427	75.8
Opponents																						
2001-02	29	14-15	5-11	T-9th	706-1770	.399	156-501	.311	355-511	.695	436	670	1106	38.1	497	8	426	558	90	265	1923	66.3
Opponents																						
2002-03	31	17-14	9-7	T-5th	783-1888	.415	158-463	.341	368-488	.754	440	720	1160	37.4	532	9	471	519	123	337	2092	67.5
Opponents																						
2003-04	30	17-13	7-9	T-7th	802-1854	.433	142-444	.320	381-534	.713	437	731	1168	38.9	476	3	489	498	191	240	2127	70.9
Opponents																						
2004-05	29	11-18	4-12	T-10th	642-1602	.401	118-373	.316	332-506	.656	331	713	1044	36.0	421	5	361	506	140	224	1734	59.8
Opponents																						
2005-06	31	21-10	10-6	4th	789-1865	.423	164-460	.357	411-638	.644	429	772	1201	38.7	479	12	431	482	141	259	2153	69.5
Opponents																						

# YEAR-BY-YEAR TEAM STATS

SEASON	G	W-L	W-L	Place	FG-A	FG%	3FG-A	3FG%	FT-A	FT%	O	D	REB	AVG	PF	FO	AST	TO	BS	S	TP	AVG.
2006-07	31	17-14	5-11	10th	788-1868	.422	174-498	.349	413-523	.790	367	754	1121	36.2	485	5	449	486	94	237	2163	69.8
Opponents					796-1818	.438	120-388	.309	314-462	.680	345	773	1118	36.1	529	5	411	546	77	248	2026	65.4
2007-08	31	10-21	2-14	12th	670-1775	.377	197-547	.360	273-443	.616	339	706	1045	33.7	490	6	383	491	112	260	1810	58.4
Opponents					750-1796	.418	152-437	.348	400-539	.742	410	865	1275	41.1	436	-	329	512	82	231	2052	66.2
2008-09	30	13-17	4-12	T-10th	694-1802	.385	135-477	.283	295-472	.625	440	686	1126	37.5	511	6	369	466	118	286	1818	60.6
Opponents					640-1607	.398	135-445	.303	380-554	.686	374	757	1131	37.7	440	-	321	561	81	217	1795	59.8
2009-10	30	12-18	2-14	12th	672-1787	.376	141-500	.282	374-556	.673	366	595	961	32.0	469	-	369	411	119	254	1859	62.0
Opponents																						

## Head Coach Robin Pingeton (2010 - Present / 207-167 [.553] / 12 Seasons)

Overall Conf.																						
SEASON	G	W-L	W-L	Place	FG-A	FG%	3FG-A	3FG%	FT-A	FT%	O	D	REB	AVG	PF	FO	AST	TO	BS	S	TP	AVG.
2010-11	31	13-18	5-11	10th	678-1726	.393	160-559	.286	326-531	.614	373	788	1161	37.5	504	14	366	518	122	189	1842	59.4
Opponents					732-1843	.397	177-532	.333	366-553	.662	427	777	1204	38.8	513	-	376	456	97	239	2007	64.7
2011-12	31	13-18	2-16	10th	658-1657	.397	214-628	.341	364-517	.704	313	838	1151	37.1	507	15	406	521	178	166	1894	61.1
Opponents					701-1895	.370	168-549	.306	409-577	.709	446	767	1213	39.1	521	-	377	378	97	256	1979	63.8
2012-13	32	17-15	6-10	8th	763-1833	.416	263-781	.337	311-455	.684	338	903	1241	38.8	555	17	492	539	75	213	2100	65.6
Opponents					713-1901	.375	192-568	.338	393-588	.668	380	803	1183	37.0	498	-	366	452	113	266	2011	62.8
2013-14	31	17-14	6-10	8th	750-1834	.409	292-782	.373	367-490	.749	370	868	1238	39.9	628	28	479	502	102	198	2159	69.6
Opponents					693-1837	.377	162-567	.286	486-678	.717	378	781	1159	37.4	546	-	353	425	124	241	2034	65.6
2014-15	33	19-14	7-9	T-7th	745-1870	.398	249-762	.327	353-537	.657	406	959	1365	41.4	641	22	442	553	111	211	2092	63.4
Opponents					680-1938	.351	178-610	.292	422-664	.636	425	814	1239	37.5	620	-	347	443	109	267	1960	59.4
2015-16	32	22-10	88	T-7th	756-1744	.433	223-691	.323	440-577	.763	364	877	1241	38.8	647	19	498	569	112	233	2175	68.0
Opponents					659-1803	.366	147-520	.283	404-595	.679	338	679	1017	31.8	666	-	303	476	87	255	1869	58.4
2016-17	33	22-11	11-5	T-3rd	746-1722	.433	234-667	.351	463-577	.802	328	882	1210	36.7	610	17	441	535	107	214	2189	66.3
Opponents					718-1897	.378	218-643	.339	411-590	.697	374	880	1054	31.9	652	-	386	400	70	215	2065	62.6
2017-18	32	24-8	11-5	T-4th	781-1706	.458	248-667	.372	422-554	.762	316	936	1252	39.1	524	15	508	475	124	159	2232	69.8
Opponents					698-1903	.367	201-619	.325	355-495	.717	328	649	977	30.5	583	-	312	336	94	205	1952	61.0
2018-19	35	24-11	10-6	T-5th	799-1791	.446	292-811	.360	416-560	.743	329	913	1242	35.5	595	14	491	567	113	210	2306	65.9
Opponents					748-2022	.370	177-601	.295	383-543	.705	428	714	1142	32.6	654	-	317	430	71	239	2056	58.7
2019-20	31	9-22	5-11	11th	702-1710	.411	235-692	.340	421-567	.743	279	819	1098	35.4	578	21	411	518	114	174	2060	66.5
Opponents					810-1958	.414	222-658	.337	374-546	.685	405	777	1182	38.1	591	-	383	397	91	224	2216	71.5
2020-21	22	9-13	5-9	10th	610-1271	.480	166-435	.382	223-327	.682	204	602	806	36.6	420	11	324	327	64	142	1609	73.1
Opponents					535-1334	.401	147-485	.303	311-440	.707	248	488	736	33.5	356	-	275	270	67	133	1528	69.5
2021-22	31	18-13	7-9	9th	791-1747	.453	249-648	.384	356-488	.730	268	848	1116	36.0	496	8	417	457	64	175	2187	70.5
Opponents					787-1915	.411	216-647	.334	301-430	.700	336	741	1077	34.7	511	15	383	390	102	209	2091	67.5

## ALL-AMERICA

### THIRD TEAM

2019 Sophie Cunningham (AP, USBWA)

### HONORABLE MENTION

1983 Lorraine Ferret (AP)  
1984 Joni Davis (AP)  
1985 Joni Davis (AP)  
1987 Renee Kelly (AP)  
1988 Tracy Ellis (AP)  
1989 Sandie Prophete (AP)  
1992 Ericka Fields (AP)  
1996 Erika Martin (AP)  
2004 Evan Unrau (AP)  
2006 LaToya Bond (AP, WBCA)  
2016 Jordan Frericks (WBCA)  
2017 Sophie Cunningham (AP, WBCA)  
2018 Sophie Cunningham (AP, WBCA)  
2019 Sophie Cunningham (WBCA)

### KODAK ALL-DISTRICT TEAM

1983 Lorraine Ferret  
1984 Joni Davis  
1985 Joni Davis  
1987 Renee Kelly  
1988 Tracy Ellis  
1989 Sandie Prophete  
1992 Ericka Fields  
1996 Erika Martin  
2004 Evan Unrau  
2006 LaToya Bond

## ALL-CONFERENCE

### PLAYER OF THE YEAR

1984 Joni Davis Big Eight  
1985 Joni Davis Big Eight  
1986 Renee Kelly Big Eight  
1987 Renee Kelly Big Eight

### FRESHMAN OF THE YEAR

1996 Kesha Bonds Big Eight  
1997 Julie Helm Big 12  
2016 Sophie Cunningham SEC  
2017 Amber Smith\* SEC

\*Co-Freshman of the Year

### NEWCOMER OF THE YEAR

2000 Amanda Lassiter Big 12

### SIXTH WOMAN OF THE YEAR

2013 Morgan Eye SEC  
2019 Cierra Porter SEC

### COACH OF THE YEAR

1984 Joann Rutherford Big Eight  
1985 Joann Rutherford Big Eight  
1990 Joann Rutherford Big Eight  
2017 Robin Pingeton SEC

### TOURNAMENT MVP

1983 Joni Davis Big Eight  
1984 Joni Davis Big Eight  
1985 Joni Davis Big Eight  
1986 Renee Kelly Big Eight  
1994 Nikki Smith Big Eight

### SELECT TEAM

1990 Lisa Sandbothe Big Eight  
1991 Ericka Fields Big Eight  
1992 Vantrece Williams Big Eight

### ALL-1980s BIG EIGHT TEAM

Joni Davis First Team  
Renee Kelly Second Team  
Sharon Farrah Honorable Mention  
Lorraine Ferret Honorable Mention  
Erika Martin Honorable Mention  
Nancy Rutter Honorable Mention  
Joann Rutherford Coach

### FIRST TEAM (COACHES)

1983 Lorraine Ferret Big Eight  
1984 Joni Davis Big Eight  
1985 Joni Davis Big Eight  
1986 Renee Kelly Big Eight  
1987 Renee Kelly Big Eight  
1988 Tracy Ellis Big Eight  
1990 Marcia Brooks Big Eight  
1991 Ericka Fields Big Eight  
1996 Erika Martin Big Eight  
2001 Amanda Lassiter Big 12  
2003 Evan Unrau Big 12  
2004 Evan Unrau Big 12  
2006 LaToya Bond Big 12  
2007 EeTisha Riddle Big 12  
2014 Bri Kulas SEC  
2017 Sophie Cunningham SEC  
2018 Sophie Cunningham SEC  
2019 Sophie Cunningham SEC

### FIRST TEAM (ASSOCIATED PRESS)

2017 Sophie Cunningham SEC  
2018 Sophie Cunningham SEC

2019 Sophie Cunningham SEC

### SECOND TEAM (COACHES)

1983 Joni Davis Big Eight  
1984 Dee-Dee Polk Big Eight  
1985 Sarah Campbell Big Eight  
1988 Sandie Prophete Big Eight  
1989 Sandie Prophete Big Eight  
1990 Sharon Bax Big Eight  
1990 Lisa Sandbothe Big Eight  
1992 Ericka Fields Big Eight  
1993 Lynette Linneman Big Eight  
1993 Vantrece Williams Big Eight  
1995 Erika Martin Big Eight  
1995 Nikki Smith Big Eight  
2006 Christelle N'Garsanet Big 12  
2011 RaeShara Brown Big 12  
2012 Christine Flores Big 12  
2013 Bri Kulas SEC  
2015 Jordan Frericks SEC  
2016 Jordan Frericks SEC  
2016 Sophie Cunningham SEC  
2018 Jordan Frericks SEC  
2021 Aijha Blackwell SEC  
2022 Aijha Blackwell SEC  
2022 Hayley Frank SEC

### SECOND TEAM (ASSOCIATED PRESS)

2014 Bri Kulas SEC

### THIRD TEAM (COACHES)

1998 Julie Helm Big 12  
1999 Kesha Bonds Big 12  
1999 Julie Helm Big 12

### HONORABLE MENTION (COACHES)

1983 Mary Brueggegrass Big Eight  
1983 Melissa McFerrin Big Eight  
1985 Mary Brueggegrass Big Eight  
1985 Renee Kelly Big Eight  
1987 Maggie LeValley Big Eight  
1989 Marcia Brooks Big Eight  
1991 Lisa Sandbothe Big Eight  
1991 Carla Yancey Big Eight  
1992 Lynette Linneman Big Eight  
1992 Vantrece Williams Big Eight  
1993 Stacy Williams Big Eight  
1994 Erika Martin Big Eight  
1997 Kesha Bonds Big 12  
1997 Julie Helm Big 12  
1998 Kesha Bonds Big 12  
2001 Marlena "Pep" Williams Big 12  
2002 Kerensa Barr Big 12  
2002 Evan Unrau Big 12  
2003 Kerensa Barr Big 12  
2004 Stretch James Big 12  
2005 Tiffany Brooks Big 12  
2005 Christelle N'Garsanet Big 12  
2006 Tiffany Brooks Big 12  
2006 Carlynn Savant Big 12  
2007 Carlynn Savant Big 12  
2008 Alyssa Hollins Big 12  
2009 Alyssa Hollins Big 12  
2010 RaeShara Brown Big 12  
2010 Jessra Johnson Big 12  
2012 BreAnna Brock Big 12

### HONORABLE MENTION (ASSOCIATED PRESS)

### ATED PRESS)

2015 Jordan Frericks SEC  
2016 Jordan Frericks SEC  
2016 Sophie Cunningham SEC

### DEFENSIVE TEAM (COACHES)

2006 LaToya Bond Big 12  
2006 Christelle N'Garsanet Big 12

### ALL-FRESHMAN TEAM (COACHES)

2012 Kyle Simmons Big 12  
2016 Sophie Cunningham SEC  
2016 Cierra Porter SEC  
2017 Amber Smith SEC  
2019 Akira Levy SEC  
2020 Aijha Blackwell SEC  
2020 Hayley Frank SEC  
2021 Mama Dembele SEC

### ALL-TOURNAMENT TEAM

1977 Nancy Rutter Big Eight  
1978 Sharon Farrah Big Eight  
1978 Nancy Rutter Big Eight  
1979 Sharon Farrah Big Eight  
1979 Daina Supstiks Big Eight  
1979 Linda King Big Eight  
1980 Jennie Skimbo Big Eight  
1980 Julie Maxey Big Eight  
1980 Daina Supstiks Big Eight  
1981 Daina Supstiks Big Eight  
1982 Lorraine Ferret Big Eight  
1983 Joni Davis Big Eight  
1983 Dee-Dee Polk Big Eight  
1984 Joni Davis Big Eight  
1984 Dee-Dee Polk Big Eight  
1985 Mary Brueggegrass Big Eight  
1985 Sarah Campbell Big Eight  
1985 Joni Davis Big Eight  
1986 Renee Kelly Big Eight  
1987 Renee Kelly Big Eight  
1987 Sandie Prophete Big Eight  
1988 Tracy Ellis Big Eight  
1989 Lisa Sandbothe Big Eight  
1994 Erika Martin Big Eight  
1994 Nikki Smith Big Eight  
2019 Sophie Cunningham SEC

## MISC. HONORS

### WOMENSCOLLEGEHOOPS.COM

#### ALL-UNDERRATED TEAM

2001 Amanda Lassiter

### REAL SPORTS MAGAZINE

#### SECOND TEAM

2001 Amanda Lassiter

### FULL COURT PRESS THIRD TEAM

2001 Amanda Lassiter

### WOMEN'S BASKETBALL NEWS

#### SERVICE FOURTH TEAM

2001 Amanda Lassiter

### AIAW ALL-REGION 6

1981 Lorraine Ferret

### WADE TROPHY FINALIST

1978 Nancy Rutter  
1983 Lorraine Ferret

**SOCRATES AWARD FINALIST**

2003 Kerensa Barr

**CHERYL MILLER SMALL FORWARD OF THE YEAR FINALIST**2018 Sophie Cunningham  
2019 Sophie Cunningham**U.S.B.W.A. NATIONAL FRESHMAN OF THE YEAR FINALIST**

2016 Sophie Cunningham

**SEC COMMUNITY SERVICE TEAM**

2022 Haley Troup

**ACADEMIC HONORS****ACADEMIC ALL-AMERICA® SECOND TEAM**

1985 Joni Davis

**THIRD TEAM**

2002 Kerensa Barr

**ALL-DISTRICT VII**1984 Joni Davis  
1985 Joni Davis  
1990 Sharon Bax  
1992 Nancy Hoover  
1996 Andrea Siemer  
1999 Amy Monsees  
2000 Amy Monsees  
2002 Kerensa Barr  
2003 Kerensa Barr  
2007 Carlynn Savant**NCAA POSTGRADUATE SCHOLARSHIP**1985 Joni Davis  
2015 Morgan Eye**BIG EIGHT ACADEMIC FIRST TEAM**1983 Joni Davis  
1984 Joni Davis  
1985 Mary Brueggestrass  
Joni Davis  
1986 Renee Kelly  
1987 Renee Kelly  
Maggie Le Valley  
1989 Sharon Bax  
1990 Sharon Bax  
1991 Stacy Primus  
1992 Nancy Hoover  
Lynette Linneman  
1993 Lynette Linneman  
Vantrece Williams  
1994 Andrea Siemer  
1995 Tamika Bates  
Andrea Siemer  
1996 Mandy Bryan  
Andrea Siemer**BIG 12 ACADEMIC FIRST TEAM**1997 Ekpe Akpaffiong  
Susan Dixon  
Amy Monsees  
Lindsay Thornton  
Leslie Woehrer  
1998 Ekpe Akpaffiong  
Amy Monsees  
1999 Ekpe Akpaffiong  
Natalie BrightAli Johnston  
Amy Monsees  
2000 Natalie Bright  
Julie Helm  
Ali Johnston  
Amy Monsees2001 Kerensa Barr  
Natalie Bright  
Christa Millham2002 Kerensa Barr  
Natalie Bright  
Tracy Lozier  
Evan Unrau2003 Kerensa Barr  
Tracy Lozier  
Megan Roney  
Evan Unrau2004 Tracy Lozier  
Megan Roney  
Evan Unrau2005 Christelle N'Garsanet  
Megan Roney  
Carlynn Savant2006 Christelle N'Garsanet  
Carlynn Savant2007 Alyssa Hollins  
Kacey McFarland  
Carlynn Savant2008 Alyssa Hollins  
2009 RaeShara Brown  
Alyssa Hollins  
Bekah Mills2010 RaeShara Brown  
Kendra Frazier

2011 Bailey Gee

2012 Morgan Eye  
Bree Fowler  
Bailey Gee  
Tori Niemann  
Liz Smith**BIG EIGHT ACADEMIC SECOND TEAM / HONORABLE MENTION**1988 Sharon Bax  
Tonya Jorgenson  
1989 Tonya Jorgenson  
Stacy Primus  
1990 Stacy Primus  
1991 Nancy Hoover  
Lynette Linneman1994 Mandy Shaw  
1995 Susan Dixon  
Tanisha Johnson  
Alison Lucy  
Diane Peterson1996 Susan Dixon  
Marcie Flynn  
Alison Lucy  
Lindsay Thornton  
Leslie Woehrer**BIG 12 ACADEMIC SECOND TEAM / HONORABLE MENTION**1997 Stephanie White  
1998 Julie Helm  
1999 Julie Helm  
2000 Tracy Franklin  
2003 Terianne Wolford  
2005 Blair Hardiek  
2007 Blair Hardiek  
Kassie Drew  
2008 Marissa Scott  
2010 Jasmyrn Otote  
2011 RaeShara Brown2012 Maggie Flynn  
2012 Liene Priede**SEC SCHOLAR ATHLETE OF THE YEAR**

2014 Lianna Doty

**SEC ACADEMIC HONOR ROLL (WINTER)**2012-13 Kyle Simmons  
Liz Smith2013-14 Morgan Eye  
Bree Fowler  
Bri Kulas2014-15 Lindsey Cunningham  
Lianna Doty  
Morgan Eye  
Bree FowlerJordan Frericks  
Michelle Hudyn  
Kayla McDowell  
Juanita Robinson  
Maddie Stock  
Morgan Stock2015-16 Lindsey Cunningham  
Lianna Doty  
Jordan Frericks  
Kayla McDowell  
Bri Porter  
Maddie Stock  
Morgan Stock2016-17 Lindsey Cunningham  
Lianna Doty  
Jordan Frericks  
Kayla McDowell  
Cierra Porter  
Hannah Schuchts2017-18 Lauren Aldridge  
Jordan Frericks  
Kayla McDowell  
Cierra Porter  
Jordan Roundtree  
Hannah Schuchts2018-19 Lauren Aldridge  
Elle Brown  
Jordan Chavis  
Jordan Roundtree  
Hannah Schuchts  
Emmanuelle Tahane  
Haley Troup  
Kelsey Winfrey2019-20 Elle Brown  
Jordan Roundtree  
Hannah Schuchts  
Haley Troup2020-21 Shannon Dufficy  
Hayley Frank  
Micah Linthacum  
Haley Troup2021-22 Elle Brown  
Emmanuelle Tahane  
Haley Troup  
Kelsey Winfrey  
Brittany Garner  
Shannon Dufficy  
Hayley Frank  
Micah Linthacum  
Mama Dembele  
Lauren Hansen  
Kiya Dorroh  
Izzy Higginbottom  
Sarah Linthacum  
Da'Necia Trusty2017-18 Elle Brown  
Emmanuelle Tahane  
Haley Troup  
Kelsey Winfrey  
Brittany Garner  
Shannon Dufficy  
Hayley Frank  
Micah Linthacum  
Mama Dembele  
Lauren Hansen  
Kiya Dorroh  
Izzy Higginbottom  
Sarah Linthacum  
Da'Necia Trusty2018-19 Elle Brown  
Emmanuelle Tahane  
Haley Troup  
Kelsey Winfrey  
Brittany Garner  
Shannon Dufficy  
Hayley Frank  
Micah Linthacum  
Mama Dembele  
Lauren Hansen  
Kiya Dorroh  
Izzy Higginbottom  
Sarah Linthacum  
Da'Necia Trusty2019-20 Elle Brown  
Emmanuelle Tahane  
Haley Troup  
Kelsey Winfrey  
Brittany Garner  
Shannon Dufficy  
Hayley Frank  
Micah Linthacum  
Mama Dembele  
Lauren Hansen  
Kiya Dorroh  
Izzy Higginbottom  
Sarah Linthacum  
Da'Necia Trusty2020-21 Elle Brown  
Emmanuelle Tahane  
Haley Troup  
Kelsey Winfrey  
Brittany Garner  
Shannon Dufficy  
Hayley Frank  
Micah Linthacum  
Mama Dembele  
Lauren Hansen  
Kiya Dorroh  
Izzy Higginbottom  
Sarah Linthacum  
Da'Necia Trusty2021-22 Elle Brown  
Emmanuelle Tahane  
Haley Troup  
Kelsey Winfrey  
Brittany Garner  
Shannon Dufficy  
Hayley Frank  
Micah Linthacum  
Mama Dembele  
Lauren Hansen  
Kiya Dorroh  
Izzy Higginbottom  
Sarah Linthacum  
Da'Necia Trusty2012-13 Lindsey Cunningham  
Lianna Doty  
Michelle Hudyn  
Maddie Stock  
Morgan Stock2013-14 Jordan Frericks  
Kayla McDowell  
Cierra Porter  
Hannah Schuchts2015-16 Cierra Porter  
Hannah Schuchts  
Lauren Aldridge  
Jordan Roundtree2016-17 Lauren Aldridge  
Jordan Roundtree2017-18 Lauren Aldridge  
Jordan Roundtree2018-19 Lauren Aldridge  
Jordan Roundtree2019-20 Lauren Aldridge  
Jordan Roundtree2020-21 Lauren Aldridge  
Jordan Roundtree2021-22 Lauren Aldridge  
Jordan Roundtree2012-13 Lindsey Cunningham  
Lianna Doty  
Michelle Hudyn  
Maddie Stock  
Morgan Stock2013-14 Jordan Frericks  
Kayla McDowell  
Cierra Porter  
Hannah Schuchts2015-16 Cierra Porter  
Hannah Schuchts  
Lauren Aldridge  
Jordan Roundtree2016-17 Lauren Aldridge  
Jordan Roundtree

# ALL-TIME ATTENDANCE RECORDS

TOP HOME GAME ATTENDANCE						TOP AWAY GAME ATTENDANCE					
Date	Opponent	W/L	Score	Attendance	Date	Opponent	W/L	Score	Attendance		
1.	2/18/18	Tennessee	W	77-73	11,092	1.	1/10/16	South Carolina	L	83-58	15,934
2.	2/9/02	Kansas	W	69-57	10,321	2.	2/27/10	Nebraska	L	67-51	13,595
3.	2/10/01	Kansas	W	89-84	10,126	3.	1/28/18	South Carolina	L	64-54	13,433
4.	2/2/03	Colorado	W	71-52	8,563	4.	2/19/00	Iowa State	L	101-66	13,080
5.	2/17/19	Tennessee	L	62-60	8,559	5.	1/3/01	Texas Tech	L	82-64	12,415
6.	1/4/16	Tennessee	L	71-55	7,989	6.	1/21/19	South Carolina	L	79-65	12,004
7.	12/18/04	Stanford	L	71-55	7,585	7.	1/31/09	Oklahoma	L	78-56	11,573
8.	1/31/04	Colorado	L	68-66	7,154	8.	2/25/07	Oklahoma	L	72-57	11,510
9.	3/3/19	Alabama	W	82-47	6,527	9.	1/26/05	Texas Tech	L	75-45	11,368
10.	12/29/15	Charlotte	W	88-71	6,154	10.	2/20/10	Iowa State	L	55-42	11,212
11.	12/30/21	South Carolina	W	70-69	6,139	11.	2/9/08	Iowa State	L	64-46	10,994
12.	2/28/16	Vanderbilt	L	56-52	5,998	12.	1/10/13	Tennessee	L	84-39	10,967
13.	1/24/16	Florida	W	79-64	5,941	13.	1/29/11	Iowa State	L	71-56	10,820
14.	2/19/17	South Carolina	W	62-60	5,789	14.	2/21/12	Iowa State	L	66-59	10,539
15.	1/14/95	Colorado	L	75-67	5,684	15.	1/30/02	Iowa State	L	87-61	10,416
16.	12/30/18	Arkansas State	W	70-50	5,265	16.	11/26/04	New Mexico	L	67-48	10,273
17.	1/21/18	Arkansas	W	88-54	5,219	17.	1/21/09	Iowa State	L	65-42	10,260
18.	2/23/17	Ole Miss	W	100-65	5,173	18.	1/17/01	Iowa State	L	68-67	10,057
19.	2/12/17	Arkansas	W	67-56	5,163	19.	2/4/07	Iowa State	L	76-68	10,018
20.	1/27/19	Auburn	W	74-65	5,119	20.	2/27/02	Kansas State	L	74-55	9,649
21.	2/01/18	Miss. State	L	57-53	5,095	21.	1/2/15	Tennessee	L	63-53	9,570
22.	2/23/14	Tennessee	L	56-50	5,017	22.	2/11/12	Oklahoma	L	64-60	9,194
23.	2/10/19	Vanderbilt	W	69-46	4,857	23.	1/6/19	Tennessee	W	66-64	9,113
24.	2/14/16	Arkansas	W	69-48	4,766	24.	3/7/09	Texas Tech	L	63-56	9,081
25.	2/11/06	Kansas	W	64-57	4,723	25.	1/17/07	Texas Tech	L	63-55	9,078
26.	2/16/20	Florida	L	75-67	4,635	26.	3/2/11	Baylor	L	84-52	8,995
27.	12/22/17	Illinois	W	72-55	4,630	27.	1/19/03	Iowa State	W	86-55	8,918
28.	1/28/06	Texas Tech	W	66-51	4,589	28.	2/5/03	Kansas State	L	68-52	8,767
29.	1/7/18	South Carolina	W	83-74	4,562	29.	1/15/05	Iowa State	L	65-59	8,332
30.	2/7/19	Texas A&M	W	70-65	4,513	30.	12/8/04	Missouri State	L	66-44	8,294

# ALL-TIME LETTERWINNERS

## A

Aeschliman, Julie \_1974-75  
Aldridge, Lauren \_\_2017-19  
Akpaffiong, Ekpe \_1996-00  
Alt, Suzanne\_\_\_\_\_1974-78

## B

Barr, Kerensa\_\_\_\_\_1998-02  
Bates, Tamika \_\_ 1994-95  
Bax, Sharon \_\_\_\_\_1986-90  
Beck, Julie \_\_\_\_\_1975-78  
Blackwell, Aijha \_\_2019-22  
Brooks, Marcia\_\_\_\_1988-90  
Brueggstrass, Mary\_\_\_\_\_1981-85  
Bryan, Mandy \_\_ 1994-96  
Bond, LaToya \_\_\_\_\_2001-06  
Bonds, Kesha\_\_\_\_\_1995-99  
Bright, Natalie \_\_\_\_1997-01  
Brock, BreAnna \_\_2008-12  
Brooks, Tiffany\_\_\_\_2003-07  
Brooks, Vo-Laria \_1997-99  
Brown, Elle \_\_\_\_\_2017-20  
Brown, RaeShara\_2006-10  
Burkhardt, Pat \_\_ 1974-77  
Byrne, Mary Beth\_\_1974-75

## C

Campbell, Marchelex\_\_\_\_\_2004-07  
Campbell, Sarah \_1982-85  
Carrell, Lisa \_\_\_\_\_1981-85  
Carrington, Lisa\_\_\_\_1975-77  
Carter, Angie \_\_\_\_2000-01  
Chavis, Jordan\_\_\_\_2016-20  
Coykendall, Carol\_\_1991-92  
Crafton, Sydney \_\_2009-13  
Cunningham, Lindsey \_\_\_\_\_2013-17  
Cunningham, Sophie \_\_\_\_\_2015-19

## D

Davis, Joni \_\_\_\_\_1981-85  
Daniels, Ronda\_\_\_\_1984-85  
Daughtery, Renay 1986-87  
DeLong, Kelly\_\_\_\_\_1982-86  
**Dembele, Mama 2020-pres.**  
Dixon, Susan \_\_\_\_1993-97  
Doty, Lianna\_\_\_\_\_2012-17  
Dozier, Renee\_\_\_\_\_1985-87

Drew, Kassie \_\_\_\_2003-07

## E

Ellis, Lisa \_\_\_\_\_1984-88  
Ellis, Tracy \_\_\_\_\_1984-88  
Eye, Morgan\_\_\_\_\_2011-15

## F

Farlow, Michelle\_\_1993-95  
Farrah, Sharon\_\_\_\_1975-79  
Ferret, Lorraine \_\_1979-83  
Fields, Ericka \_\_\_\_1988-92  
Finley, Markella \_\_1996-97  
Fisher, Melanie \_2000-04  
Flock, Patty \_\_\_\_\_1977-79  
Flora, Janet \_\_\_\_\_1978-79  
Flores, Christine \_\_2007-11  
Flynn, Maggie \_\_\_\_2010-11  
Flynn, Marcie\_\_\_\_1992-96  
Fordham, Amy\_\_\_\_1990-94  
Fowler, Bree \_\_\_\_\_2011-15  
Fowler, Debbie \_\_\_\_1975-76  
**Frank, Hayley\_ 2019-pres.**  
Franklin, Tracy\_\_\_\_1997-00  
Frazier, Kendra \_2008-09  
Frericks, Jordan\_\_\_\_2013-18

## G

Garner, Brittany \_\_2019-20  
Garnett, Donna \_\_1975-76  
Gee, Bailey\_\_\_\_\_2007-11  
Gengelbach, Madelyn \_\_\_\_\_1985-87  
Genisio, Mary\_\_\_\_\_1974-75  
Green, Nadia \_\_\_\_2017-20  
Green, Pam \_\_\_\_\_1980-82

## H

Hackerott, Sara \_\_\_\_1978-81  
Hanneman, Amanda \_\_\_\_\_2005-09  
**Hansen, Lauren \_\_2020-pres.**  
Hardiek, Blair\_\_\_\_2002-07  
Harper, Laura\_\_\_\_1974-75  
Helm, Julie\_\_\_\_\_1996-00  
Helvey, Susan \_\_\_\_1974-76  
Hilbrenner, Sharon\_1979-81  
Hill, Tracy \_\_\_\_\_1983-84  
Hokamp, Beth \_\_\_\_1974-77  
Hollins, Alyssa \_\_2004-08  
Hollins, Annette \_\_1980-82

Hoover, Nancy \_\_\_\_1989-92  
Hudyn, Michelle\_\_\_\_2012-16

## J

Jackson, Laura \_\_1976-78  
Jackson, Rona \_\_\_\_1989-90  
Jackson, Tamika \_\_2004-07  
Jackson, Tania\_\_\_\_\_2012-14  
James, Chinyere "Stretch"\_\_\_\_2001-03  
Jaranasa, Diane \_\_1974-77  
Johnson, Jessra 2005-09  
Johnson, Tanisha 1994-98  
Johnston, Ali \_\_\_\_1998-00  
Jones, Kendra \_\_\_\_1999-00  
Jones, Shakara \_\_2006-10  
Jorgenson, Tonya 1985-89

## K

Keene, Eileen\_\_\_\_1985-86  
Kelly, Jayla \_\_\_\_\_2020-pres.  
Kelly, Renee \_\_\_\_\_1983-87  
Kerr, Pam\_\_\_\_\_1975-76  
King, Linda\_\_\_\_\_1978-79  
Kiser, Cindy \_\_\_\_\_1976-80  
Kulas, Bri \_\_\_\_\_2012-14

## L

Lambert, Alicia \_\_1990-92  
Lassiter, Amanda\_1998-01  
LeValley, Maggie \_1983-87  
Levy, Akria \_\_\_\_\_2018-19  
Lingafelter, Nancy\_1974-75  
Linneman, Lynette 1989-93  
Littrell, Paula \_\_\_\_1975-76  
Loethen, Lori \_\_\_\_1987-88  
Loftus, Amy \_\_\_\_\_1999-00  
Lowry, Johnna \_\_\_\_1978-79  
Lozier, Tracy\_\_\_\_1999-03  
Lucas, Monique \_\_1985-89  
Lucy, Alison \_\_\_\_\_1994-96  
Linthacum, Micah\_\_\_\_2019-Pres.

**Linthacum, Sarah 2021-Pres.**

## M

Mack, Cherice \_\_\_\_2001-05  
Marshall, Becky \_\_1975-77  
Martin, Erika \_\_\_\_1992-96  
Maxey, Julie \_\_\_\_\_1976-80

McCarthy, Jodi\_\_\_\_1978-79  
McCutchan, Mary \_1977-78  
McFarland, Kacey 2003-07  
McFerrin, Melissa 1979-83  
Michael, Kayla \_\_\_\_2013-17  
Michaelis, Sierra \_\_2013-17  
Migielicz, Geri \_\_\_\_1976-77  
Millham, Christa\_\_2000-01  
Mills, Bekah \_\_\_\_\_2007-08  
Monsees, Amy \_\_\_\_1996-00  
Moore, Rhonda \_\_1988-90

## N

Nahrwold, Anne\_\_1993-97  
N'Garsanet, Christelle \_\_\_\_\_2002-06  
Nichols, Cathy \_\_\_\_1976-77  
Niemann, Tori \_\_\_\_2010-11

## O

Okeson, Wendy \_\_2000-01  
Olivo, Daisy \_\_\_\_\_1997-99  
Otote, Jasmyn \_\_\_\_2006-10

## P

Perkins, MyEsha \_2001-03  
Peterson, Diane\_\_\_\_1991-95  
Pickens, K-Kay\_\_2004-08  
Plummer, Lisa \_\_\_\_1977-81  
Podratz, Lauren \_2000-02  
Poe, Laura \_\_\_\_\_1977-78  
Polk, Dee-Dee \_\_\_\_1981-84  
Porter, Bri\_\_\_\_\_2014-18  
Porter, Cierra \_\_\_\_2015-19  
Priede, Liene \_\_\_\_2010-13  
Primus, Stacey \_\_1987-91  
Prophete, Sandie\_1985-89

## R

Raney, Donna\_\_\_\_\_1974-75  
Richbow, Toy \_\_\_\_2005-09  
Riddle, EeTisha \_\_2003-07  
Roberts, Janet\_\_\_\_1975-76  
Robinson, Juanita\_2014-16  
Roney, Megan \_\_\_\_2001-05  
Roundtree, Jordan 2016-20  
Rudolph, Karen \_\_1974-77  
Rudolph, Sharon \_\_1975-77  
Russell, Shannon\_1989-90  
Rust, Priscilla\_\_\_\_1977-78  
Rutter, Melinda \_\_1975-76

# ALL-TIME LETTERWINNERS

Rutter, Nancy \_\_\_\_ 1974-78

## S

St. Clair, Kelly \_\_\_\_ 1986-87

Sandbothe, Lisa \_\_\_\_ 1987-91

Sandbothe, Lori \_\_\_\_ 1988-90

Saunders, Darian \_\_\_\_ 2011-14

Savant, Carlynn \_\_\_\_ 2003-07

Savett, Donna \_\_\_\_ 1975-76

Schwander, Annette \_\_\_\_  
1980-84

Scott, Marissa \_\_\_\_ 2005-09

Sencenbaugh, Sherri \_\_\_\_  
1979-81

Schuchts, Hannah 2016-20

Sennewald, Charlene \_\_\_\_  
1974-76

Shaw, Mandy \_\_\_\_ 1993-94

Shephard, Carrie \_\_\_\_ 2014-16

Siemer, Andrea \_\_\_\_ 1992-96

Simmons, Kyley \_\_\_\_ 2010-13

Simpson, Jennifer 1998-99

Simpson, Terri \_\_\_\_ 1989-90

Sittell, Pam \_\_\_\_ 1975-76

Skimbo, Jennie \_\_\_\_ 1978-80

Smith, Amber \_\_\_\_ 2016-20

Smith, Brenda \_\_\_\_ 1981-83

Smith, Liz \_\_\_\_ 2010-13

Smith, Myron \_\_\_\_ 1980-81

Smith, Nikki \_\_\_\_ 1991-95

**Smith, Sara-Rose \_ 2020-pres.**

Smith, Wannette \_ 1998-01

Sontag, Terry \_\_\_\_ 1974-75

Spietz, Paige \_\_\_\_ 2010-11

Stephens, Donna \_\_\_\_ 1979-81

Stevenson, Kathy \_ 1976-80

Stock, Maddie \_\_\_\_ 2012-16

Stock, Morgan \_\_\_\_ 2012-16

Supstiks, Daina \_\_\_\_ 1978-81

Swoboda, Shea \_ 2003-04

## T

Tahane, Emmanuelle \_\_\_\_  
2017-19

Taylor, Melissa \_\_\_\_ 1990-91

Thornton, Lindsay 1995-97

Thornton, Trenee \_ 2008-10

Tosini, Jodi \_\_\_\_ 1993-94

Travis, Skylah \_\_\_\_ 2021-  
22

**Troup, Haley \_\_\_\_ 2018-pres.**

Trundle, LaTasha \_ 1996-98

Turner, Veronica \_\_\_\_ 1993-95

## U

Unrau, Evan \_\_\_\_ 2000-04

## W

Walker, Debra \_\_\_\_ 1980-84

Wallace, Desiree \_ 1992-94

Wehmer, Jill \_\_\_\_ 1974-75

White, Stephanie \_ 1996-97

White, Troy \_\_\_\_ 1982-84

Williams, Debra \_\_\_\_ 1996-98

Williams, Joni \_\_\_\_ 1978-79

Williams, La'Dazhia \_ 2020-22

Williams, Marlina 1998-01

Williams, Sandy \_\_\_\_ 1990-94

Williams, Stacy \_\_\_\_ 1990-94

Williams, Vantrece \_ 1991-93

Willis, Tracy \_\_\_\_ 1989-91

Wilson, Nicole \_\_\_\_ 2006-08

Kelsey Winfrey \_\_\_\_ 2017-19

Woehrer, Leslie \_\_\_\_ 1995-99

Wolford, Terianne 1999-02

## Y

Yancey, Carla \_\_\_\_ 1987-91

# ALL-TIME NUMBERS

## 0

Haley Troup \_\_\_\_\_ 2017-18  
LaDazhia Williams \_\_\_ 2019-22

## 00

Darian Saunders \_\_ 2011-14

## 1

Bekah Mills \_\_\_\_\_ 2006-10  
Lianna Doty \_\_\_\_\_ 2012-17  
Kelsey Winfrey \_\_\_\_\_ 2017-19  
Shug Dickson \_\_\_ 2019-20  
**Lauren Hansen \_\_\_\_\_ 2020-pres.**

## 2

Bailey Gee \_\_\_\_\_ 2007-11  
Morgan Stock \_\_\_ 2012-16  
Jordan Roundtree \_ 2016-18  
Akira Levy \_\_\_\_\_ 2018-19  
**Sara-Rose Smith \_ 2020-pres.**

## 3

Aimee Michelson \_ 1999-01  
Shea Swoboda \_ 2003-04  
Amanda Hanneman \_\_\_\_\_  
2006-09  
Bree Fowler \_\_\_\_\_ 2011-15  
Sophie Cunningham \_ 2015-19

## 4

Rhonda Moore \_\_\_ 1988-90  
Mandy Bryan \_\_\_\_\_ 1994-96  
Jessra Johnson \_ 2005-09  
Bri Porter \_\_\_\_\_ 2014-18  
**Mama Dembele \_ 2020-pres.**

## 5

Amy Monsees \_\_\_\_\_ 1996-00  
Tracy Lozier \_\_\_\_\_ 1999-03  
Paige Spietz \_\_\_\_\_ 2009-11  
Davionna Holmes \_ 2014-15  
Lauren Aldridge \_\_\_ 2016-19  
Shannon Dufficy \_\_ 2019-21

## 10

Sharon Farah \_\_\_\_\_ 1975-79  
Pam Green \_\_\_\_\_ 1980-82  
Michelle Farlow \_\_ 1993-95  
Kendra Jones \_\_\_ 1997-00  
LaToya Bond \_\_\_ 2002-06  
Jasmyn Otote \_\_\_ 2006-10  
Maddie Stock \_\_\_\_\_ 2012-16  
Jordan Chavis \_\_\_\_\_ 2016-17

Nadia Green \_\_\_\_\_ 2017-21  
**Katlyn Gilbert \_ 2022-pres.**

## 11

Karen Randolph \_\_\_ 1974-77  
Annette Hollins \_\_ 1980-82  
Eileen Keene \_\_\_\_\_ 1985-86  
Tracy Willis \_\_\_\_\_ 1989-91  
Stephanie White \_ 1996-97  
Toy Richbow \_\_\_ 2005-09  
Lindsey Cunningham 2012-17  
Haley Troup \_\_\_\_\_ 2018-20

## 12

Nancy Rutter \_\_\_\_\_ 1974-78  
Johnna Lowry \_\_\_ 1978-79  
Tanisha Johnson \_ 1994-98  
Alyssa Hollins \_\_ 2005-08  
Tori Niemann \_\_\_\_\_ 2009-11  
Michelle Hudyn \_\_\_ 2012-16  
Elle Brown \_\_\_\_\_ 2017-20  
Shug Dickson \_\_\_ 2020-21

## 13

Julie Beck \_\_\_\_\_ 1975-78  
Sara Huckerott \_\_\_ 1978-81  
Tracy Hill \_\_\_\_\_ 1983-84  
Tamika Bates \_\_\_\_\_ 1994-95  
Evan Unrau \_\_\_\_\_ 1999-03  
Bri Kulas \_\_\_\_\_ 2012-14  
Hannah Schuchts 2015-20  
**Haley Troup \_\_\_ 2020-pres.**

## 14

Diane Jaranasa \_\_\_ 1974-77  
Lisa Plummer \_\_\_\_\_ 1977-81  
Tonya Jorgenson \_ 1985-89  
Nancy Hoover \_\_\_ 1989-92  
Jodi Tosini \_\_\_\_\_ 1993-94  
Leslie Woehrer \_\_ 1995-99  
Christa Millham \_\_ 1998-01  
Christelle N'Garsanet \_\_\_\_\_  
2002-06

## 15

Pat Burkhardt \_\_\_\_\_ 1974-77  
Lisa Carrell \_\_\_\_\_ 1981-85  
Renay Daughtery \_ 1986-87  
Nikki Smith \_\_\_\_\_ 1991-95  
Vo-Laria Brooks \_\_\_ 1996-99  
Kerensa Barr \_\_\_\_\_ 1998-02  
Kyley Simmons \_\_\_ 2010-12

Tania Jackson \_\_\_\_\_ 2012-13  
Carrie Shephard \_\_ 2014-16

## 20

Cindy Kiser \_\_\_\_\_ 1976-80  
Debra Walker \_\_\_\_\_ 1980-84  
Maggie LeValley \_ 1983-87  
Shannon Russell \_ 1989-90  
Marcie Flynn \_\_\_\_\_ 1992-96  
Daisy Olivo \_\_\_\_\_ 1997-99  
K-Kay Pickens \_\_ 2004-08  
Kayla Michael \_\_\_\_\_ 2013-18  
**Sarah Linthacum \_ 2021-pres.**

## 21

Beth Hokamp \_\_\_\_\_ 1974-77  
Donna Stephens \_\_ 1979-81  
Lisa Ellis \_\_\_\_\_ 1984-88  
Carla Yancey \_\_\_\_\_ 1987-91  
Andrea Siemer \_\_\_ 1992-96  
Debra Williams \_\_ 1996-98  
MyEsha Perkins \_\_ 2001-03  
Sydney Crafton \_\_ 2009-13  
Cierra Porter \_\_\_\_\_ 2015-19  
**Averi Kroenke 2022-pres.**

## 22

Geri Migielicz \_\_\_\_\_ 1976-77  
Janet Flora \_\_\_\_\_ 1978-79  
Kelly DeLong \_\_\_\_\_ 1982-86  
Sharon Bax \_\_\_\_\_ 1986-90  
Tracy Franklin \_\_\_\_\_ 1997-01  
Kassie Drew \_\_\_\_\_ 2003-07  
BreAnna Brock \_\_ 2008-12  
Jordan Frericks \_\_\_ 2013-18  
Jordan Roundtree 2018-20

## 23

Priscilla Rust \_\_\_\_\_ 1977-78  
Jodi McCarthy \_\_\_ 1978-79  
Monique Lucas \_\_ 1985-89  
Rona Jackson \_\_\_\_\_ 1989-90  
Erika Martin \_\_\_\_\_ 1992-96  
Markella Finley \_\_ 1996-97  
Wendy Okeson \_\_\_\_\_ 1999-01  
Lauren Podratz \_ 2000-02  
Blair Hardiek \_\_\_\_\_ 2003-07  
RaeShara Brown \_\_\_ 2007-11  
Juanita Robinson \_ 2014-16  
Amber Smith \_\_\_\_\_ 2016-20

## 24

Lisa Carrington \_\_\_ 1975-77  
Patty Flock \_\_\_\_\_ 1977-79  
Sharon Hilbrenner \_ 1979-81  
Sandie Prophete \_ 1985-89  
Amy Fordham \_\_\_ 1990-94  
LaTasha Trundle \_ 1996-98  
Sarah Frazier \_\_\_\_\_ 1998-99  
Amanda Lassiter \_ 1998-01  
Angie Carter \_\_\_ 2000-02  
Amanda Hanneman 2005-06  
Maggie Flynn \_\_\_\_\_ 2009-11  
Sierra Michaelis \_\_\_ 2013-17  
Jordan Chavis \_\_\_ 2017-20  
Kiya Dorroh \_\_\_\_\_ 2021-22  
**Ashton Judd \_\_\_\_\_ 2022-pres.**

## 25

Becky Marshall \_\_\_ 1976-77  
Madelyn Gengelbach \_\_\_\_\_  
1986-87  
Lori Loethen \_\_\_\_\_ 1987-88  
Ericka Fields \_\_\_\_\_ 1989-92  
Lindsay Thornton 1996-97  
Ali Johnston \_\_\_\_\_ 1998-00  
Nicole Wilson \_\_\_\_\_ 2007-08  
Treneae Thornton \_\_ 2009-10  
Skylah Travis \_\_\_\_\_ 2021-22

## 30

Sharon Rudolph \_\_\_ 1975-77  
Mary McCutchan \_\_ 1977-78  
Joni Williams \_\_\_\_\_ 1978-79  
Troy White \_\_\_\_\_ 1982-84  
Terri Simpson \_\_\_ 1989-90  
Monique Fletcher 1997-98  
Kacey McFarland \_ 2003-07  
Kishaun Williams \_ 2009-10  
Morgan Eye \_\_\_\_\_ 2011-15  
Izzy Higginbottom \_\_ 2021-22

## 31

Suzanne Alt \_\_\_\_\_ 1974-78  
Jennie Skimbo \_\_\_ 1978-80  
Myron Smith \_\_\_\_\_ 1980-81  
Sarah Campbell \_\_ 1982-85  
Lori Sandbothe \_\_ 1988-90  
Stacy Williams \_\_\_ 1990-94  
Kesha Bonds \_\_\_\_\_ 1995-99  
Wannette Smith \_\_\_ 1998-02

## 32

Kathy Stevenson \_ 1976-80

# ALL-TIME NUMBERS

Melissa McFerrin\_ 1979-83  
 Marcia Brooks \_\_\_ 1988-90  
 Veronica Turner \_\_\_ 1993-95  
 Natalie Bright \_\_\_ 1997-01  
 Crystal Howard \_ 2003-04  
 Marissa Scott \_ 2005-09  
 Liene Priede \_\_\_ 2010-12  
**Jayla Kelly \_\_\_ 2020-pres.**

## 33

Cathy Nichols \_\_\_ 1976-77  
 Laura Poe \_\_\_ 1977-78  
 Daina Supstiks \_\_\_ 1978-81  
 Joni Davis \_\_\_ 1981-85  
 Aijha Blackwell \_ 2019-22

## 34

Laura Jackson \_\_\_ 1976-78  
 Renee Dozier \_\_\_ 1985-87  
 Lisa Sandbothe \_\_\_ 1987-91  
 Vantrece Williams \_ 1991-93  
 Anne Nahrwold \_ 1993-97  
 Jennifer Simpson 1998-01  
 Tiffany Brooks \_\_\_ 2003-07  
 Kendra Frazier \_\_\_ 2008-12  
 Emmanuelle Tahane \_ 2017-19  
**Da'Necia Trusty \_ 2021-pres.**

## 35

Julie Maxey \_\_\_ 1976-80  
 Dee-Dee Polk \_\_\_ 1982-84  
 Diane Peterson \_\_\_ 1991-95  
 Megan Roney \_\_\_ 2001-05  
 Tamika Jackson \_\_\_ 2005-07

## 40

Annette Schwander \_\_\_  
 1980-84  
 Ronda Daniels \_\_\_ 1984-85  
 Stacy Primus \_\_\_ 1987-91  
 Carol Coykendall \_ 1991-92  
 Desiree Wallace \_\_\_ 1992-94  
 Stretch James \_\_\_ 2001-03  
**Micah Linthacum \_ 2019-pres.**

## 41

Linda King \_\_\_ 1978-79  
 Lorraine Ferret \_ 1979-83  
 Kelly St. Clair \_\_\_ 1986-87  
 Melisa Taylor \_\_\_ 1990-91  
 Alison Lucy \_\_\_ 1994-96

## 42

Renee Kelly \_\_\_ 1983-87

## 43

Alicia Lambert \_\_\_ 1990-92  
 Megan Roney \_\_\_ 2001-02  
 Carlynn Savant \_ 2003-07  
 Grace Berg \_\_\_ 2018-19  
**Hayley Frank \_ 2019-pres.**

## 44

Sherri Sencenbaugh \_\_\_  
 1979-81  
 Mary Brueggestrass \_\_\_  
 1981-85  
 Tracy Ellis \_\_\_ 1984-88  
 Lynette Linneman 1989-93  
 Julie Helm \_\_\_ 1996-00  
 Terianne Wolford \_ 1999-02  
 Shakara Jones \_\_\_ 2006-10

## 45

Mandy Shaw \_\_\_ 1993-94  
 Ekpe Akpaffiong \_ 1996-00  
 Cherice Mack \_\_\_ 2002-03  
 Liz Smith \_\_\_ 2010-12  
 Brittany Garner \_ 2018-20

## 50

Susan Dixon \_\_\_ 1993-97  
 Brittany Mannings 2003-04  
 Christine Flores \_ 2008-12

## 51

Amy Loftus \_\_\_ 1999-01

## 52

Sandy Williams \_ 1990-94  
 Angellika Harris \_ 1997-99  
 Cherice Mack \_ 2002-06

## 54

Melanie Fisher \_\_\_ 2001-04  
 EeTisha Riddle \_\_\_ 2003-07

## 55

Marlena Williams \_ 1998-01  
 EeTisha Riddle \_\_\_ 2003-04

@ - Also wore #4 in 2017

# MIZZOU ATHLETICS HALL OF FAME



**“To recognize and honor those individuals who have made exceptional contributions to the achievements and prestige of the University of Missouri in the field of athletics, and who have continued to demonstrate in their lives, the values imparted by intercollegiate athletics.”**

**The University of Missouri Intercollegiate Athletics Hall of Fame was made possible by the 1989 bequest of \$100,000 from the estate of the late A.C. (Ace) and Mary Stotler. It is located in the lobby of the main entrance to Mizzou Arena, after being housed in the Hearnes Center until the fall of 2004. The first class was enshrined in 1990, in conjunction with Mizzou’s observance of its 100th football season.**

**Induction into the Hall of Fame is the highest honor bestowed upon a Mizzou student-athlete, coach or administrator.**

## **JONI DAVIS - CLASS OF 1991**

A native of Highland, Kan., Davis ended her four-year career as the most prolific scorer (now No. 2) in Missouri Women’s Basketball history, scoring 2,126 points from 1982-85, on four MU teams that advanced to the NCAA Tournament. She was the Big Eight Conference “Player of the Year” in 1984 and ‘85, and was the Big Eight Tournament MVP three times. Davis holds four MU career and five MU season records. As a senior, when Davis averaged 25 points per game, she was an honorable mention All-American, second-team Academic All-American, the Big Eight Female Athlete of the Year, and won NCAA and Big Eight postgraduate scholarships. She later served as a graduate assistant coach at the University of Georgia, and is now a psychologist in California.

## **RENEE KELLY - CLASS OF 1994**

A two-time Big Eight Conference Player of the Year, who dominated the league from her center position from 1984-87. Kelly ranks third in MU history with 2,119 points and holds the school career rebounding record at 1,098. In all, she holds six career, three season and four single-game records. While at MU, the Tigers made three trips to the NCAA Tournament. Kelly was the Big Eight Conference Female Athlete of the Year in 1987, then played five years of professional basketball in Italy and Brazil. She earned All-America honors in 1987, when she was a finalist for the Naismith Award. Kelly also was an Academic All-Big Eight selection, and is one of only two women’s basketball players at MU to have her jersey retired. A native of Augusta, Ga.

## **SHARON FARRAH - CLASS OF 2000**

A native of Mexico, Mo., who was a standout guard on the first four teams coached by Joann Rutherford - teams that had a cumulative record of 82-39 from 1976-79. A four-time All-Big Eight selection who still ranks fifth in MU career scoring with 1,820 points and 10th with a career average of 15.0 points per game. She left as MU’s career scoring leader, until Hall of Famer Joni Davis usurped her mark. Farrah played on MU’s Big Eight Conference championship team in 1978, and on teams that placed second in 1976 and 1979. She was named to the Big Eight All-Tournament team in 1978 and 1979, and was later named an honorable mention selection to the Big Eight team of the 1970s. An excellent all-around athlete, Farrah also lettered twice at MU in softball. She later played professional basketball in Europe following her days at Missouri. Currently resides in Spring, Texas.

## **JOANN RUTHERFORD - CLASS OF 2007**

A pioneer of the women’s basketball game at Mizzou, who is the school’s winningest women’s basketball coach with 422 career wins (422-263

overall, .617 winning percentage) in 23 seasons. She took over as head coach just one year after the program was established at the varsity level, and Mizzou enjoyed winning seasons under her direction in 19 of her 23 years at the helm, claiming Big Eight Conference championships in 1984, 1985, 1987 and 1990. Her teams also claimed five conference tournament titles, winning it all in 1978, 1983, 1985, 1986 and 1994. She was named Big Eight Coach of the Year in 1984, 1985 and 1990 for her efforts, and was also tabbed as the Big Eight Coach of the Decade for the 1980s, when her teams went a combined 213-98 (.685 winning percentage). Rutherford’s career wins total of 422 ranked among the NCAA’s Top 35 all-time at the time of her retirement. Her teams won 20 or more games 11 times, including an impressive stretch from 1977-87 where they did so 10 times in 11 seasons. Mizzou reached six NCAA Tournaments under Rutherford’s direction (reaching the Elite Eight in 1982) and four times finished a season ranked among the AP Top 20, including 11th in 1984, 13th in 1978, 15th in 1983, and 20th in 1982. She had an amazing stretch from 1983-84 to 1986-87, where the Tigers won Big Eight titles in three of the four years, going 25-6 overall (12-2 in Big Eight play) in 1983-84, 22-9 overall (12-2) in 1984-85, 20-12 overall (8-5) in 1985-86, and 20-9 overall (9-5) in 1986-87. Nine of MU’s 18 first-team all-conference players trained under Rutherford, including all-time greats Joni Davis and Renee Kelly, who are the only two Tigers to have their jerseys retired. Highly-regarded among her peers, Rutherford served on many high-level national committees, and coached the South team in 1986 to a gold medal in the U.S. Olympic Festival. She also served as the department’s Senior Woman Administrator during the latter part of her career at MU.

## **AMANDA LASSITER - CLASS OF 2009**

Missouri’s first-ever WNBA Draft pick, chosen in the 2001 first round by the Houston Comets. Played for six seasons in the WNBA. Led Tigers to a 40-22 record and the 2001 NCAA Sweet Sixteen for the second time in school history and the first time since 1982. Real Sports Magazine second-team All-American, 2001. Full Court Press third-team All-American, 2001. Women’s Basketball News Service fourth-team All-American, 2001. Women’sCollegeHoops.com All-Underrated Team, 2001. First-team All-Big 12, 2001 (MU’s first in the then-five-year history of the Big 12). Third-team All-Big 12, 2000. Big 12 Newcomer of the Year, 2000. At the conclusion of her eligibility (just two seasons at MU), was in the MU career Top 10 in 3-pointers attempted (second), blocked shots (third), 3-pointers made (third), points per game (fourth), 3-point FG pct. (seventh), and scoring (21st). She is still in the MU career Top 10 in blocked shots (fifth), points per game (fourth) and scoring (35th). She is still in the MU single-season Top 10 in steals (first and fourth), 3-point field goals (seventh), 3-point field goals attempted (ninth), blocked shots (third and fourth), field goals attempted (second), field goals (fifth),

# MIZZOU ATHLETICS HALL OF FAME

scoring (seventh), and points per game (t-sixth). She still owns single-game school records for steals (11) in a game. The 11 steals is also a Big 12 Conference record. Led Missouri in scoring in both her junior (13.9 ppg) and senior (19.1) seasons. Also led her team in assists, blocks and steals in her junior season, and led team in blocks and steals her senior season.

## **SANDIE PROPHETE - CLASS OF 2009**

One of the all-time greats in Tiger women's basketball, who has gone on to a very honorable life as a very accomplished member of the Harlem Ambassadors. Some 30 years after her playing days at Mizzou, her name is still littered all over the MU career record book. Still ranks 10th in scoring (1,480 points), 10th in field goals made (566) and seventh in steals (197). Her 579-point senior season of 1989 still stands as the ninth-best scoring season in Mizzou women's basketball history, while her 3-pt. shooting percentage of 41.9% in 1987-88 is 10th-best in MU single-season history. She was a Kodak honorable-mention All-American as a senior, and twice was a 2nd-Team All-Big 8 selection. She started as a freshman and contributed to Mizzou's 20-win season in 1985-86, which also included a Big Eight Tournament championship and NCAA Tournament bid. During sophomore season, Mizzou won 20 games again and tied for the Big Eight regular-season title, followed by a second-place showing as a junior and fourth as a senior. Since graduating from Mizzou, she has continued to demonstrate great leadership and positive mentoring to others through her work with the Harlem Ambassadors since 1998. Has toured around the world with the Ambassadors, entertaining young and old all around the world, showing a positive female role model figure for young girls who find themselves empowered by witnessing a woman directing a basketball team of male players, as well as competing against and beating male opponents. She has also served the country by entertaining the men and women of the armed forces, performing at over 300 events and over 120 bases in all service branches, including multiple engagements overseas. Part of her big messaging as part of the Ambassadors is promoting greater understanding between different races of people, while encouraging young people to make the positive life choice of staying in school and staying off of drugs.

## **LORRAINE FERRET - CLASS OF 2018**

Lorraine Ferret is a pioneer of women's basketball at Mizzou who still is littered all over the program record books, more than 30 years after her prolific career drew to a close, as she helped lead MU to national prominence. Was an honorable mention Kodak All-American in 1983, and that same year was also a finalist for the Wade Trophy, given annually to the top female college basketball player. Earned All-Big Eight Conference honors in 1982 and 1983 who was a standout on some very successful Tiger teams coached by Joann Rutherford. As a senior in 1982-83, Mizzou went 25-6 overall and reached the NCAA Tournament, finishing 15th in the final polls, while the 1981-82 Tigers went 24-9 and reached the NCAA Sweet 16, while finishing 20th in the polls. Ended her Mizzou career with 1,624 points, which ranked as third most in school history at the time, and still ranks as seventh-best currently. Led the team in scoring as a sophomore (15.5 points per game) and as a junior (15.5 ppg). Also ranks eighth on the Mizzou career rebounding chart with 788. Went on to a standout pro career in Europe, playing primarily in Italy and Switzerland. Became a trailblazer in Switzerland, where she was the first American woman to compete professionally there, and she also won the Swiss League scoring title four times.

## **NANCY RUTTER - CLASS OF 2020**

Highly-decorated founding member of Mizzou Women's Basketball program, Nancy Rutter was a member of the first-ever recruiting class

in 1974-75. She was a key player that helped program improve from 9-8 record in freshman season to 26-6 record in senior campaign. The 1977-78 Tigers won the Big Eight championship and finished ranked No. 13 in the final Associated Press poll. She ranks second all-time in free throws made (481), third in rebounds per game (8.8), sixth in total points scored (1,641) and eighth in career points per game (15.3). Her 40-point performance at Graceland (Jan. 5, 1977) still stands as the most points recorded on an opposing court. She is the single-season record holder with 211 made free throws in 1976-77 and was a 1970s Big Eight All-Decade Team honorable mention selection.

# YEAR-BY-YEAR RESULTS

## 1974-1975

**WON 9, LOST 8**

**Coach: ALEXIS JARRETT**

DATE	OPPONENT	W/L	SCORE
22-Nov	@ Columbia College	W	47-16
29-Nov	* Kansas	W	54-53
30-Nov	* Grand View	L	33-79
1-Dec	* NW Missouri State	L	61-71
7-Dec	@ Truman State	W	47-44
17-Jan	NW Missouri State	L	61-79
20-Jan	@ Central Missouri	L	68-93
23-Jan	Truman State	L	48-58
24-Jan	Missouri Western	W	73-49
29-Jan	Columbia College	W	70-31
31-Jan	Missouri State	L	66-76
7-Feb	NW Missouri State	L	48-66
8-Feb	@ Missouri Western	W	81-30
21-Feb	^ Missouri-St. Louis	L	55-72
22-Feb	^ Meramec CC	W	87-66
23-Feb	^ Truman State	W	59-57
25-Feb	Southwest Baptist	W	96-37

\* - Turkey Tournament - Springfield, Mo.

^ - MAIAW State Tournament - Springfield, Mo.

## 1975-1976

**WON 10, LOST 9**

**Big Eight Conf., Runner-Up**

**Coach: JOANN RUTHERFORD**

DATE	MIZ RANK	OPP RANK	OPPONENT	W/L	SCORE
21-Nov			@ Grand View	L	80-95
27-Nov			* Grand View	L	65-104
28-Nov			* Kansas	L	57-73
29-Nov			* Missouri State	W	95-48
4-Dec			@ Truman State	W	67-43
9-Dec			Central Missouri	L	61-77
16-Jan			NW Missouri State	L	58-86
18-Jan			Missouri State	L	52-57
23-Jan			Missouri-St. Louis	W	58-56
25-Jan			@ Saint Louis	W	51-38
30-Jan			@ Missouri-St. Louis	L	51-53
31-Jan			@ Southeast Missouri	W	95-44
1-Feb			@ WESCD	W	80-64
6-Feb			Truman State	W	71-45
12-Feb			# Kansas	W	60-54
13-Feb			# Oklahoma State	W	67-62
14-Feb			# Kansas State	L	41-85
21-Feb			^ NW Missouri State	L	61-69
22-Feb			^ Missouri State	W	78-63

\* - Turkey Tournament - Springfield, Mo.

# - Big Eight Tournament - Manhattan, Kan.

^ - MAIAW State Tournament - Warrensburg, Mo.

## 1976-1977

**WON 28, LOST 12**

**Coach: JOANN RUTHERFORD**

DATE	MIZ RANK	OPP RANK	OPPONENT	W/L	SCORE
19-Nov	-	7	@ William Penn	L	66-76
20-Nov	-	-	@ Grand View	W	84-61
20-Nov	-	-	@ Simpson	W	65-51
25-Nov	-	-	* Claremore JC	W	57-52
26-Nov	-	-	* Wichita State	W	80-54
27-Nov	-	-	* NW Missouri State	W	61-59
1-Dec	-	-	@ Truman State	W	89-58
3-Dec	-	-	@ Saint Louis	W	73-41
7-Dec	-	-	Missouri-St. Louis	W	81-55
10-Dec	-	-	Wichita State	W	80-40
3-Jan	-	-	@ Bethany	W	119-21
4-Jan	-	-	@ Oklahoma	W	66-48

5-Jan	-	-	# Graceland	W	108-49
6-Jan	-	-	# Phillips	L	67-84
7-Jan	-	-	# Wichita State	W	90-66
8-Jan	-	-	@ Phillips	L	78-91
9-Jan	-	-	@ NW Oklahoma	W	82-73
10-Jan	-	-	@ Texas Women's	W	92-59
11-Jan	-	-	@ Seminole JC	L	61-76
13-Jan	-	-	Southern Illinois	L	65-66
20-Jan	-	-	@ Colorado	W	62-56
21-Jan	-	-	@ Nebraska	L	61-67
22-Jan	-	-	@ Kansas	W	85-81
26-Jan	-	-	Southeast Missouri	W	97-39
28-Jan	-	-	Iowa State	W	83-36
29-Jan	-	-	@ NW Missouri State	W	85-80
2-Feb	-	-	@ Missouri-St. Louis	L	76-78
4-Feb	-	-	Missouri State	W	89-58
8-Feb	-	-	@ Central Missouri	L	63-73
14-Feb	-	-	Truman State	W	88-49
18-Feb	-	-	^ Nebraska	W	82-60
19-Feb	-	-	^ Midland	W	88-71
25-Feb	-	-	\$ NW Missouri State	W	96-59
26-Feb	-	-	\$ Central Missouri (OT)	L	88-91
10-Mar	-	17	! William Penn	W	85-70
11-Mar	-	-	! Central Missouri	W	71-69
12-Mar	-	-	! Kansas State	L	54-70
23-Mar	-	19	% South. Connecticut	L	66-80
24-Mar	-	-	% Minnesota	W	60-39
25-Mar	-	12	% Baylor	L	75-85

\* - Turkey Tournament - Springfield, Mo.

# - Wichita State Tournament - Wichita, Kan.

@ - Big Eight Tournament - Boulder, Colo.

^ - Tarkio Tournament - Tarkio, Mo.

\$ - MAIAW State Tournament - St. Louis, Mo.

! - AIAW Region VI Championships - Decorah, Iowa

% - AIAW Nationals - Minneapolis, Minn.

## 1977-78

**WON 26, LOST 6**

**BIG EIGHT CONFERENCE CHAMPION**

**Coach: JOANN RUTHERFORD**

DATE	MIZ RANK	OPP RANK	OPPONENT	W/L	SCORE
15-Nov	-	-	William Penn	W	84-78
19-Nov	-	-	@ Wichita State	W	84-49
24-Nov	-	20	\$ Long Beach State	W	87-81
25-Nov	-	3	\$ Wayland Baptist	L	57-93
26-Nov	-	16	\$ Kansas State	W	70-58
3-Dec	-	-	@ Southeast Missouri	W	99-41
9-Dec	14	-	Kansas State	L	66-76
17-Dec	-	-	@ Iowa State	W	83-59
5-Jan	-	-	# Colorado	W	88-66
6-Jan	-	-	# Oklahoma	W	80-56
7-Jan	-	15	# Kansas	W	84-81
11-Jan	18	-	@ Middle Tennessee	W	81-65
12-Jan	18	-	@ Tennessee Tech	W	73-70
13-Jan	18	-	@ Chattanooga	W	67-66
14-Jan	18	2	@ Tennessee	L	83-101
21-Jan	16	-	Nebraska	W	77-48
27-Jan	16	-	NW Missouri State	W	65-59
30-Jan	16	-	Central Missouri	W	84-65
2-Feb	15	19	Kansas	L	69-70
4-Feb	15	-	@ Kansas State	L	61-71
7-Feb	15	-	Missouri-St. Louis	W	121-24
10-Feb	19	-	@ Missouri State	W	103-78
12-Feb	19	-	Saint Louis	W	116-64
17-Feb	19	-	@ Illinois State	W	77-58
18-Feb	19	-	@ Southern Illinois	W	58-53
23-Feb	18	-	* Missouri State	W	93-60
24-Feb	18	-	* NW Missouri State	W	71-68
9-Mar	15	-	! Iowa State	W	88-72

# YEAR-BY-YEAR RESULTS

10-Mar	15	18	! Kansas	W	95-63
11-Mar	15	-	! Kansas State	W	70-68
17-Mar	13	3	% North Carolina State	L	64-70
18-Mar	13	16	% Ohio State	W	79-69

\$ - Wayland Baptist Tournament - Plainview, Texas

# - Big Eight Tournament - Lawrence, Kan.

\* - MAIAW State Tournament - Columbia, Mo.

! - AIAW Region VI Championships - Manhattan, Kan.

% AIAW Satellite III Championships - Denton, Texas

## 1978-79

**WON 18, LOST 12; BIG EIGHT RUNNER-UP**

**COACH: JOANN RUTHERFORD**

DATE	MIZ RANK	OPP RANK	OPPONENT	W/L	SCORE
18-Nov	-	-	Minnesota	W	82-57
23-Nov	-	-	% Houston	W	89-84
24-Nov	-	13	% Valdosta State	L	81-103
25-Nov	19	-	% Southeastern Louisiana	W	92-85
28-Nov	19	-	SE Missouri	W	101-36
2-Dec	19	-	@ Saint Louis	W	76-51
8-Dec	19	-	\$ Cal State Fullerton	W	66-64
9-Dec	19	1	\$ Tennessee	L	61-74
12-Dec	19	-	@ Kansas State	W	71-60
8-Jan	19	16	@ Rutgers	L	73-95
9-Jan	19	20	@ Montclair State	W	73-71
10-Jan	19	-	@ Queens	L	62-76
13-Jan	19	-	@ Southern Illinois (OT)	L	60-62
18-Jan	-	-	# Iowa State	W	91-69
19-Jan	-	-	# Kansas State	W	84-74
20-Jan	-	-	# Kansas	L	61-63
26-Jan	-	-	Omaha	W	90-71
30-Jan	-	-	@ Central Missouri	L	86-98
3-Feb	-	-	Iowa State	W	81-67
6-Feb	-	-	Kansas State	L	62-64
8-Feb	-	-	Drake	W	83-77
12-Feb	-	-	@ NW Missouri	W	81-68
14-Feb	-	-	Missouri State	W	90-48
16-Feb	-	17	@ Kansas	L	68-97
19-Feb	-	-	@ Nebraska	L	61-68
23-Feb	-	-	* NW Missouri State	W	68-67
24-Feb	-	-	* Central Missouri	W	67-63
9-Mar	-	-	! South Dakota	W	96-64
10-Mar	-	17	! Kansas	L	70-79
11-Mar	-	-	! Drake	L	67-91

% - Wayland Baptist Invitational - Plainview, Texas

\$ - Mid-America Classic - Columbia, Mo.

# - Big Eight Tournament - Lincoln, Neb.

\* - MAIAW State Tournament - Warrensburg, Mo.

! - AIAW Region VI Championships - Manhattan, Kan.

## 1979-80

**WON 21, LOST 12; BIG EIGHT RUNNER-UP**

**COACH: JOANN RUTHERFORD**

DATE	MIZ RANK	OPP RANK	OPPONENT	W/L	SCORE
17-Nov	-	-	@ Minnesota (OT)	L	82-88
22-Nov	-	-	% BYU	W	90-70
23-Nov	-	-	% Wayland Baptist	L	81-84
24-Nov	-	14	% Kansas***	W 1-0 (75-106)	
29-Nov	-	-	Pittsburg State	W	97-46
1-Dec	-	-	Illinois State	W	78-58
7-Dec	-	-	@ NW Missouri State	W	66-58
10-Dec	-	-	Kansas State	W	90-81
14-Dec	-	-	\$ Ohio State	W	95-59
15-Dec	-	-	\$ Valdosta State	W	83-73
20-Dec	-	-	@ Iowa State	W	81-58
5-Jan	-	-	Saint Louis	W	85-77
7-Jan	-	-	@ Cal State Fullerton	W	80-61
8-Jan	-	6	@ Long Beach State	L	67-96

10-Jan	-	-	@ Cal Poly Pomona	W	83-74
11-Jan	-	-	@ Southern California	L	53-70
17-Jan	-	-	# Oklahoma	W	90-63
18-Jan	-	13	# Kansas State	W	81-76
19-Jan	-	9	# Kansas	L	80-86
23-Jan	-	-	@ Moberly Area CC	W	94-69
29-Jan	-	-	Central Missouri	W	70-64
2-Feb	-	-	@ Drake	L	73-79
6-Feb	-	-	Nebraska	W	65-64
9-Feb	-	-	NW Missouri State	W	81-47
12-Feb	-	11	@ Kansas State	L	60-69
15-Feb	-	10	Kansas	L	74-82
18-Feb	-	2	@ Texas	L	74-77
19-Feb	-	6	@ Stephen F. Austin	L	49-80
23-Feb	-	-	@ Southern Illinois	W	73-71
28-Feb	-	-	* Pittsburg State	W	92-68
29-Feb	-	-	* Central Missouri	L	69-80
1-Mar	-	10	* Kansas	W	77-73
6-Mar	-	-	! Nebraska (OT)	L	73-74

% - Wayland Baptist Tournament - Plainview, Texas

\$ - Mid-America Classic - Columbia, Mo.

# - Big Eight Tournament - Columbia, Mo.

\* - AIAW Sub-Regional - Pittsburg, Kan.

! - AIAW Region VI Championships - Columbia, Mo.

\*\*\*- Game later forfeited by Kansas

## 1980-81

**WON 21, LOST 12**

**COACH: JOANN RUTHERFORD**

DATE	MIZ RANK	OPP RANK	OPPONENT	W/L	SCORE
20-Nov	-	-	Minnesota	L	82-89
24-Nov	-	-	Iowa State	W	70-47
27-Nov	-	-	* Wayland Baptist	L	50-59
28-Nov	-	-	* Illinois State	W	76-57
29-Nov	-	-	* LSU	W	69-66
2-Dec	-	14	@ Kansas State	L	68-74
5-Dec	-	-	@ Illinois State	L	66-74
8-Dec	-	-	@ NW Missouri State	W	74-60
12-Dec	-	-	\$ New Mexico	W	108-62
13-Dec	-	20	\$ Wayland Baptist	W	67-62
17-Dec	-	-	Saint Louis	W	71-48
20-Dec	-	-	Oklahoma	L	65-73
3-Jan	-	-	@ Delta State	W	80-68
5-Jan	-	-	@ Ole Miss	L	58-64
6-Jan	-	-	@ Mississippi Women's	W	65-55
7-Jan	-	-	@ Alabama	W	69-67
15-Jan	-	-	# Iowa State	W	82-49
16-Jan	-	15	# Kansas State	L	77-85
17-Jan	-	-	# Oklahoma	W	68-65
21-Jan	-	-	@ Saint Louis	W	67-66
28-Jan	-	-	Central Missouri	W	73-70
31-Jan	-	-	Southern Illinois	L	73-78
3-Feb	-	3	@ Kansas	L	57-81
6-Feb	-	-	Nebraska	W	83-80
7-Feb	-	-	Moberly Area CC	W	54-52
11-Feb	-	-	NW Missouri State	W	61-52
13-Feb	-	-	@ Nebraska	L	63-74
17-Feb	-	-	@ Central Missouri	W	82-70
20-Feb	-	-	Wisconsin	W	75-71
24-Feb	-	-	Missouri-St. Louis	W	63-39
13-Mar	-	-	! Nebraska	W	85-70
14-Mar	-	15	! Minnesota	L	65-75
15-Mar	-	-	! Drake	L	71-85

\* - Wayland Baptist Invitational - Plainview, Texas

\$ - Mid-America Classic - Columbia, Mo.

# - Big Eight Tournament - Lawrence, Kan.

! - AIAW Region VI Championships - Minneapolis, Minn.

# YEAR-BY-YEAR RESULTS

## 1981-82

**WON 24, LOST 9; FINAL AP RANKING: 20**

**COACH: JOANN RUTHERFORD**

DATE	MIZ RANK	OPP RANK	OPPONENT	W/L	SCORE
13-Nov	-	-	Missouri State	W	73-61
21-Nov	-	-	Western Illinois	W	96-50
26-Nov	-	18	* Stephen F. Austin	L	58-62
27-Nov	-	-	* Illinois State	W	79-55
28-Nov	-	16	* Clemson	L	52-68
2-Dec	-	-	Illinois State	W	74-60
4-Dec	-	-	@ Saint Louis	W	71-50
8-Dec	-	-	Kansas State	L	62-64
11-Dec	-	-	\$ Idaho State	W	112-46
12-Dec	-	-	\$ Memphis	L	70-79
17-Dec	-	17	UCLA	W	59-57
2-Jan	-	-	⊖ Notre Dame	L	53-60
4-Jan	-	-	@ Texas	L	64-67
5-Jan	-	-	@ Houston	W	67-54
7-Jan	-	-	@ Lamar	W	76-61
14-Jan	-	-	# Kansas State	L	69-72
15-Jan	-	-	# Oklahoma State	W	91-58
16-Jan	-	-	# Oklahoma	W	87-64
20-Jan	-	-	Oklahoma City	W	67-51
23-Jan	-	-	@ Nebraska	W	68-58
27-Jan	-	-	NW Missouri State	W	83-60
30-Jan	-	-	@ Southern Illinois	L	67-71
2-Feb	-	-	Kansas	W	82-58
6-Feb	-	-	Nebraska	W	72-68
9-Feb	-	-	@ Central Missouri	W	68-66
12-Feb	-	-	Saint Louis	W	93-49
16-Feb	-	-	Central Missouri (OT)	W	72-64
20-Feb	-	-	@ NW Missouri State	W	83-60
24-Feb	-	-	@ Oklahoma	W	81-62
27-Feb	-	-	@ Iowa State	W	77-57
3-Mar	-	-	@ Minnesota	W	58-57
13-Mar	-	9	! Oregon	W	59-53
19-Mar	20	7	% Maryland	L	68-80

\* - Wayland Baptist Invitational - Plainview, Texas

\$ - Mid-America Classic - Columbia, Mo.

⊖ - Kansas City, Mo.

# - Big Eight Tournament - Manhattan, Kan.

! - NCAA West First Round - Eugene, Ore.

% - NCAA Western Regional - Stanford, Calif.

## 1982-83

*(First season of round-robin Big Eight schedule)*

**WON 25 LOST 6; BIG EIGHT: 10-4, 2<sup>ND</sup>**

**FINAL AP RANKING: 15**

**COACH: JOANN RUTHERFORD**

DATE	MIZ RANK	OPP RANK	OPPONENT	W/L	SCORE
21-Nov	-	-	Missouri State	W	95-56
25-Nov	-	-	* New Mexico	W	102-57
26-Nov	-	17	* Stephen F. Austin	W	80-79
27-Nov	-	-	* Wayland Baptist	W	76-66
4-Dec	18	-	@ Iowa State	W	84-74
7-Dec	16	-	Central Missouri	W	80-65
10-Dec	16	-	\$ Delta State	W	83-61
11-Dec	16	11	\$ Penn State	W	87-68
17-Dec	12	-	Oklahoma State	W	66-64
3-Jan	12	7	@ Long Beach State	L	65-82
5-Jan	12	13	@ UCLA	W	62-61
6-Jan	12	-	@ Pepperdine	W	67-61
12-Jan	12	13	@ Kansas State	L	77-88
15-Jan	12	-	Kansas	W	69-61
17-Jan	14	-	Colorado	W	90-64
22-Jan	14	-	Oklahoma	W	109-73
26-Jan	13	-	Saint Louis	W	92-38
29-Jan	13	-	@ Kansas (3OT)	L	111-118
2-Feb	14	-	Tulsa (forfeit)	W	

4-Feb	14	-	@ Colorado	L	68-83
9-Feb	17	-	Nebraska	W	62-54
12-Feb	17	-	@ Oklahoma	L	75-85
15-Feb	19	8	Kansas State	W	67-55
23-Feb	17	-	Southern Illinois (2OT)	W	83-76
26-Feb	17	-	@ Nebraska	W	83-69
2-Mar	17	-	@ Oklahoma State	W	80-61
5-Mar	17	-	Iowa State	W	59-54
10-Mar	17	-	# Iowa State	W	82-58
11-Mar	17	-	# Kansas	W	75-74
12-Mar	17	14	# Kansas State	W	75-65
19-Mar	15	14	! Auburn	L	76-89

\* - Wayland Baptist Invitational - Plainview, Texas

\$ - Mid-America Classic - Columbia, Mo.

# - Big Eight Tournament - Norman, Okla.

! - NCAA South First Round - Auburn, Ala.

## 1983-84

**WON 25, LOST 6; BIG EIGHT: 12-2, 2<sup>ND</sup>**

**BIG EIGHT TOURNAMENT RUNNER-UP**

**FINAL AP RANKING: 11**

**COACH: JOANN RUTHERFORD**

DATE	MIZ RANK	OPP RANK	OPPONENT	W/L	SCORE
19-Nov	15	-	Northern Iowa	W	110-47
24-Nov	15	-	^ Oklahoma Baptist	W	99-70
25-Nov	15	-	^ Stephen F. Austin	L	79-81
26-Nov	15	-	^ Wayland Baptist	W	88-63
30-Nov	17	1	USC	L	79-81
3-Dec	17	-	@ Missouri State	W	102-69
9-Dec	16	-	\$ Wyoming	W	96-36
10-Dec	16	-	\$ Florida A&M	W	92-67
2-Jan	16	-	* Stanford	W	72-32
3-Jan	16	-	* Indiana	W	85-66
5-Jan	16	-	* Florida State (OT)	W	83-66
11-Jan	14	-	Oral Roberts	W	109-70
14-Jan	14	-	Creighton	W	100-62
18-Jan	11	-	@ Kansas	W	71-62
21-Jan	11	-	@ Nebraska	W	92-71
24-Jan	10	-	Iowa State	W	82-61
27-Jan	10	-	@ Oklahoma State	L	78-80
1-Feb	13	-	Colorado	W	105-63
4-Feb	13	-	@ Oklahoma	W	73-68
8-Feb	12	10	Kansas State	W	66-62
11-Feb	12	-	Nebraska	W	106-78
15-Feb	9	-	@ Iowa State	W	78-51
18-Feb	9	-	Kansas	W	92-61
22-Feb	8	-	@ Colorado	W	92-63
26-Feb	7	-	Oklahoma State	W	82-65
28-Feb	7	-	Oklahoma	W	102-77
3-Mar	7	11	@ Kansas State	L	84-100
6-Mar	9	-	# Colorado	W	113-51
9-Mar	9	-	# Oklahoma State	W	94-69
10-Mar	9	7	# Kansas State	L	75-84
18-Mar	11	8	! LSU	L	82-92

^ - Wayland Baptist Invitational - Plainview, Texas

\$ - Mid-America Classic - Columbia, Mo.

\* - Masonic Classic - Coral Gables, Fla.

# - Big Eight Tournament - Kansas City, Mo.

! - NCAA South First Round - Baton Rouge, La.

## 1984-85

**WON 22, LOST 9; BIG EIGHT: 12-2, 1<sup>ST</sup>**

**BIG EIGHT TOURNAMENT CHAMPIONS**

**COACH: JOANN RUTHERFORD**

DATE	MIZ RANK	OPP RANK	OPPONENT	W/L	SCORE
17-Nov	11	-	Cleveland State	W	119-70
22-Nov	11	-	^ Texas San Antonio	W	86-70
23-Nov	11	-	^ Wayland Baptist	L	58-61
24-Nov	11	-	^ Oregon State	W	103-68

# YEAR-BY-YEAR RESULTS

28-Nov	17	11	San Diego State	L	70-76
5-Dec	19	-	Missouri State	W	104-69
8-Dec	18	-	@ Oral Roberts	W	95-75
14-Dec	18	-	\$ BYU (OT)	W	104-102
15-Dec	18	3	\$ Georgia	L	67-70
2-Jan	18	15	* Rutgers	L	63-66
3-Jan	18	14	* Auburn	L	62-75
5-Jan	18	-	* Miami (Fla.)	L	81-82
12-Jan	-	-	Evansville	W	109-46
16-Jan	-	-	@ Oklahoma	L	83-93
19-Jan	-	-	Iowa State	W	93-53
23-Jan	-	-	@ Kansas	W	77-68
26-Jan	-	-	@ Nebraska	L	79-93
30-Jan	-	-	Oklahoma State (OT)	W	79-75
2-Feb	-	-	Colorado	W	92-71
5-Feb	-	-	@ Kansas State	W	91-66
9-Feb	-	-	@ Iowa State	W	77-53
13-Feb	-	-	Kansas	W	74-71
16-Feb	-	-	Oklahoma	W	92-74
20-Feb	-	-	@ Oklahoma State	W	68-65
23-Feb	-	-	Nebraska	W	85-69
27-Feb	-	-	@ Colorado	W	79-65
2-Mar	-	-	Kansas State	W	92-75
5-Mar	-	-	# Colorado	W	87-64
8-Mar	-	-	# Kansas State	W	91-58
9-Mar	-	-	# Oklahoma	W	89-83
14-Mar	-	2	! Louisiana Monroe (OT)	L	84-85

^ - Wayland Baptist Invitational - Plainview, Texas

\$ - Mid-America Classic - Columbia, Mo.

\* - Court Classic - Coral Gables, Fla.

# - Big Eight Tournament - Kansas City, Mo.

! - NCAA South First Round - Monroe, La.

## 1985-86

**WON 20, LOST 12; BIG EIGHT: 8-6, 5<sup>TH</sup>**

**BIG EIGHT TOURNAMENT CHAMPIONS**

**COACH: JOANN RUTHERFORD**

DATE	MIZ RANK	OPP RANK	OPPONENT	W/L	SCORE
29-Nov	-	-	^ Arizona	W	86-62
30-Nov	-	-	^ Bradley	W	89-68
3-Dec	-	-	Memphis	W	80-66
6-Dec	-	-	@ Creighton	L	71-84
10-Dec	-	-	@ Missouri State	W	78-75
13-Dec	-	-	\$ UAB	W	74-58
14-Dec	-	-	\$ Idaho	L	77-82
19-Dec	-	-	* Minnesota	W	93-74
27-Dec	-	3/3	* USC	L	68-118
28-Dec	-	18/18	* North Carolina	L	80-87
2-Jan	-	-	@ UC Santa Barbara	W	81-57
7-Jan	-	-	Loyola Chicago	W	86-68
9-Jan	-	-	@ Memphis	L	68-85
14-Jan	-	-	Oklahoma State	W	81-65
18-Jan	-	-	@ Nebraska	L	68-74
22-Jan	-	-	Kansas	W	76-70
25-Jan	-	14/17	Oklahoma	L	79-105
29-Jan	-	-	@ Iowa State	W	76-64
1-Feb	-	-	@ Kansas State	L	65-81
5-Feb	-	-	Colorado	L	62-71
8-Feb	-	-	Nebraska	W	81-55
12-Feb	-	-	@ Kansas	W	87-77
15-Feb	-	-	@ Oklahoma State	W	75-64
18-Feb	-	-	Iowa State	W	76-63
22-Feb	-	16/16	@ Oklahoma	L	80-88
26-Feb	-	-	Kansas State	W	67-57
1-Mar	-	-	@ Colorado	L	70-81
4-Mar	-	-	# Iowa State	W	76-59
6-Mar	-	15/17	# Oklahoma	W	71-66
8-Mar	-	-	# Colorado	W	75-63
12-Mar	-	-	! Arkansas	W	66-65

14-Mar	-	1/1	% Texas	L	67-108
--------	---	-----	---------	---	--------

^ - Bradley Invitational - Peoria, Ill.  
 \$ - Mid-America Classic - Columbia, Mo.  
 \* - Transamerica USC Classic - Los Angeles, Calif.  
 # - Big Eight Tournament - Kansas City, Mo.  
 ! - NCAA Midwest First Round - Columbia, Mo.  
 % - NCAA Midwest Second Round - Austin, Texas

## 1986-87

**WON 20, LOST 9; BIG EIGHT: 9-5, 1<sup>ST</sup>**

**COACH: JOANN RUTHERFORD**

DATE	MIZ RANK	OPP RANK	OPPONENT	W/L	SCORE
29-Nov	NR/23	19/18	^ James Madison	L	73-74
30-Nov	NR/23	-	^ Arkansas	W	69-66
3-Dec	NR/23	-	UMKC	W	91-72
5-Dec	NR/23	18/17	* Old Dominion	L	74-83
6-Dec	NR/23	-	* Northern Iowa	W	85-54
9-Dec	-	-	Missouri State	W	98-59
12-Dec	-	-	\$ UTEP	W	99-61
13-Dec	-	-	\$ Eastern Illinois	W	79-63
19-Dec	-	-	Bradley	W	106-64
30-Dec	-	-	Creighton	W	84-65
3-Jan	-	-	@ Tennessee Tech	W	74-64
5-Jan	-	-	@ Chattanooga	W	82-56
8-Jan	-	10/11	@ Georgia	L	67-80
12-Jan	-	-	Iowa State	W	71-68
14-Jan	-	-	Oklahoma State	W	81-61
17-Jan	-	NR/20	Oklahoma	W	72-70
21-Jan	NR/21	-	@ Kansas	L	73-74
24-Jan	NR/21	-	Colorado	L	91-94
28-Jan	NR/22	-	@ Nebraska	L	78-88
31-Jan	NR/22	-	Kansas State	W	78-74
2-Feb	-	-	@ Iowa State	W	84-70
7-Feb	-	NR/25	@ Oklahoma	W	86-76
11-Feb	-	-	Kansas (OT)	L	79-81
14-Feb	-	-	@ Oklahoma State	W	75-68
18-Feb	-	-	Nebraska	W	87-81
21-Feb	-	-	@ Colorado	W	73-66
25-Feb	-	-	@ Kansas State	L	81-90
28-Feb	-	-	# Colorado	W	92-77
1-Mar	-	-	# Kansas State	L	61-78

^ - Western Kentucky Invitational - Bowling Green, Ky.

\* - Northern Illinois Fastbreak Fest - DeKalb, Ill.

\$ - Mid-America Classic - Columbia, Mo.

# - Big Eight Tournament - Salina, Kan.

## 1987-88

**WON 18, LOST 11; BIG EIGHT: 9-5, 2<sup>ND</sup>**

**COACH: JOANN RUTHERFORD**

DATE	MIZ RANK	OPP RANK	OPPONENT	W/L	SCORE
28-Nov	-	6/7	* Iowa	L	71-85
29-Nov	-	16/15	* Southern Illinois	L	51-69
2-Dec	-	-	Central Missouri	W	84-54
4-Dec	-	-	@ Creighton	W	93-82
8-Dec	-	-	@ Missouri State	W	91-81
11-Dec	-	-	\$ North Texas	W	97-69
12-Dec	-	-	\$ Tennessee Tech	W	88-75
19-Dec	-	-	@ Minnesota	L	61-71
30-Dec	-	-	Northern Illinois (OT)	W	78-76
2-Jan	-	NR/23	@ LSU	W	67-51
4-Jan	-	-	@ New Orleans	L	86-91
6-Jan	-	-	@ Southern Mississippi	L	75-86
11-Jan	-	-	Oral Roberts	W	93-70
13-Jan	-	-	@ Kansas	W	72-67
16-Jan	-	-	@ Nebraska	L	79-84
20-Jan	-	-	Oklahoma	W	91-72
23-Jan	-	-	Iowa State	W	75-60
27-Jan	-	-	@ Kansas State	W	79-66
30-Jan	-	-	@ Oklahoma State	L	71-78

# YEAR-BY-YEAR RESULTS

3-Feb	-	-	Colorado	W	71-69
6-Feb	-	-	@ Oklahoma	L	84-93
10-Feb	-	-	Kansas State	W	67-65
13-Feb	-	NR/21	Nebraska	W	78-74
16-Feb	-	-	@ Iowa State	W	87-62
21-Feb	-	-	Oklahoma State	W	86-73
24-Feb	-	-	@ Colorado	L	88-101
27-Feb	-	-	Kansas	L	72-80
5-Mar	-	-	# Iowa State	W	69-65
6-Mar	-	-	# Colorado	L	80-84

\* - Amanaw-Hawkeye Classic - Iowa City, Iowa

\$ - Mid-America Classic - Columbia, Mo.

# - Big Eight Tournament - Salina, Kan.

## 1988-89

**WON 17, LOST 12; BIG EIGHT: 7-7, 4<sup>TH</sup>**

**COACH: JOANN RUTHERFORD**

DATE	MIZ RANK	OPP RANK	OPPONENT	W/L	SCORE
25-Nov	-	-	@ Arkansas State	W	88-75
26-Nov	-	-	@ Memphis (OT)	L	77-81
29-Nov	-	-	Missouri State	W	75-52
2-Dec	-	6/9	^ Stanford	L	60-75
3-Dec	-	-	^ BYU	W	83-70
6-Dec	-	-	Creighton	W	77-66
9-Dec	-	-	\$ Idaho State	W	68-54
10-Dec	-	-	\$ Texas-San Antonio	W	89-68
14-Dec	-	-	New Orleans	W	53-52
17-Dec	-	-	Illinois State	W	80-74
30-Dec	-	-	* Northwestern State	L	83-86
31-Dec	-	-	* U.S. International	W	84-74
3-Jan	-	16/14	* San Diego State	L	75-97
11-Jan	-	-	Oklahoma	W	71-68
14-Jan	-	-	@ Iowa State	W	77-70
18-Jan	-	-	Kansas State	W	82-75
22-Jan	-	-	@ Oklahoma State	L	74-97
25-Jan	-	18/21	Colorado	L	67-75
29-Jan	-	-	Nebraska (OT)	W	84-75
1-Feb	-	-	Kansas	L	61-66
4-Feb	-	-	@ Kansas State	L	78-96
8-Feb	-	15/15	@ Colorado	L	73-86
11-Feb	-	-	@ Kansas	W	74-71
15-Feb	-	-	Iowa State	W	69-45
18-Feb	-	-	@ Nebraska	L	81-86
22-Feb	-	-	Oklahoma State	L	74-88
25-Feb	-	-	@ Oklahoma	W	104-91
4-Mar	-	-	# Iowa State	W	87-70
5-Mar	-	10/12	# Colorado	L	67-83

^ - Northwestern Tournament - Evanston, Ill.

\$ - Mid-America Classic - Columbia, Mo.

\* - San Diego, Calif.

# - Big Eight Tournament - Salina, Kan.

## 1989-90

**WON 20, LOST 8; BIG EIGHT: 11-3, 1<sup>ST</sup>**

**COACH: JOANN RUTHERFORD**

DATE	MIZ RANK	OPP RANK	OPPONENT	W/L	SCORE
24-Nov	-	-	^ Evansville	W	99-61
25-Nov	-	-	^ Kentucky	L	84-102
27-Nov	-	14/12	LSU	L	50-56
1-Dec	-	-	\$ Louisville	W	72-61
2-Dec	-	-	\$ Cal State Fullerton	W	71-55
5-Dec	-	-	@ Missouri State	L	67-71
9-Dec	-	-	@ Creighton	W	93-92
16-Dec	-	-	Memphis	W	89-57
19-Dec	-	-	Loyola Chicago	W	90-71
29-Dec	-	-	Chicago State	W	104-44
31-Dec	-	-	@ TCU	W	67-59
2-Jan	-	-	@ Baylor	W	68-56
4-Jan	-	-	@ SMU (OT)	L	72-74

10-Jan	-	-	Oklahoma State	W	76-70
13-Jan	-	-	Nebraska	W	67-62
17-Jan	-	-	@ Kansas State	L	53-66
20-Jan	-	-	@ Kansas	L	59-82
24-Jan	-	-	Colorado	W	64-52
27-Jan	-	-	@ Oklahoma	W	79-75
31-Jan	-	-	Iowa State	W	69-65
4-Feb	-	-	Kansas State	W	79-64
7-Feb	-	-	@ Colorado	W	58-55
10-Feb	-	-	@ Nebraska	W	64-60
14-Feb	-	-	Kansas	L	59-60
17-Feb	-	-	@ Oklahoma State	W	76-72
21-Feb	-	-	@ Iowa State	W	72-64
24-Feb	-	-	Oklahoma	W	89-60
3-Mar	-	-	# Oklahoma	L	77-80

^ - Lady Kat Invitational - Lexington, Ky.

\$ - Mid-America Classic - Columbia, Mo.

# - Big Eight Tournament - Salina, Kan.

## 1990-91

**WON 10, LOST 18; BIG EIGHT: 3-11, 8<sup>TH</sup>**

**COACH: JOANN RUTHERFORD**

DATE	MIZ RANK	OPP RANK	OPPONENT	W/L	SCORE
23-Nov	-	-	^ BYU	W	70-63
24-Nov	-	-	^ Indiana (OT)	L	65-70
28-Nov	-	-	Creighton	L	63-67
1-Dec	-	-	@ Memphis	W	76-72
3-Dec	-	-	@ Illinois	W	68-66
7-Dec	-	-	\$ Eastern Kentucky	W	72-49
8-Dec	-	-	\$ South Alabama	L	55-56
11-Dec	-	-	@ UMKC (OT)	W	66-65
14-Dec	-	-	Missouri State	L	44-56
18-Dec	-	-	Chicago State	W	91-59
29-Dec	-	-	TCU	W	71-48
31-Dec	-	-	@ UC Santa Barbara	L	64-69
3-Jan	-	-	@ USC	L	55-87
9-Jan	-	25/24	@ Oklahoma State	L	60-81
12-Jan	-	-	@ Oklahoma	L	66-67
16-Jan	-	-	Kansas State	L	53-68
19-Jan	-	-	Kansas	L	60-65
23-Jan	-	-	@ Colorado (OT)	L	71-74
26-Jan	-	-	@ Iowa State	L	58-79
30-Jan	-	-	Nebraska	L	67-76
2-Feb	-	-	@ Kansas State	L	62-66
6-Feb	-	-	Colorado	W	72-64
10-Feb	-	-	Oklahoma	W	68-59
13-Feb	-	-	@ Kansas	L	54-83
17-Feb	-	NR/24	Oklahoma State	L	45-89
20-Feb	-	-	@ Nebraska	L	60-87
24-Feb	-	-	Iowa State	W	73-60
2-Mar	-	NR/24	# Oklahoma State	L	76-84

^ - Howard Johnson/Full-O-Pep IU Classic - Bloomington, Ind.

\$ - Mid-America Classic - Columbia, Mo.

# - Big Eight Tournament - Salina, Kan.

## 1991-92

**WON 16, LOST 12; BIG EIGHT: 7-7, 5<sup>TH</sup>**

**COACH: JOANN RUTHERFORD**

DATE	MIZ RANK	OPP RANK	OPPONENT	W/L	SCORE
22-Nov	-	-	@ Southeast Missouri	W	68-57
25-Nov	-	-	UMKC	L	58-60
29-Nov	-	-	@ Loyola Chicago	W	75-57
1-Dec	-	-	@ Illinois State	L	59-61
6-Dec	-	-	\$ Austin Peay	W	98-55
7-Dec	-	6/5	\$ Iowa	L	62-89
10-Dec	-	-	Illinois	W	76-60
13-Dec	-	-	Chicago State	W	83-50
17-Dec	-	-	Memphis	W	69-54
28-Dec	-	-	Murray State	W	83-64

# YEAR-BY-YEAR RESULTS

31-Dec	-	-	Southeast Missouri	W	58-50
8-Jan	-	-	Northeastern Illinois	W	84-50
11-Jan	-	-	@ Creighton	L	66-92
15-Jan	-	24/19	Kansas	W	57-56
18-Jan	-	-	Nebraska	L	51-61
22-Jan	-	-	@ Oklahoma	L	72-74
25-Jan	-	-	@ Colorado	L	63-69
29-Jan	-	-	Kansas State	W	80-64
2-Feb	-	-	@ Iowa State	W	73-60
4-Feb	-	-	Oklahoma State	W	68-65
9-Feb	-	-	Oklahoma	W	86-56
12-Feb	-	-	@ Nebraska (OT)	L	65-69
15-Feb	-	-	@ Kansas State	W	89-56
19-Feb	-	-	Colorado	L	57-67
22-Feb	-	-	@ Oklahoma State	L	63-76
26-Feb	-	-	Iowa State	W	77-62
29-Feb	-	17/17	@ Kansas	L	67-70
7-Mar	-	-	# Oklahoma	L	79-80

\$ - Mid-America Classic - Columbia, Mo.

# - Big Eight Tournament - Salina, Kan.

## 1992-93

**WON 19, LOST 8; BIG EIGHT: 8-6, 5<sup>TH</sup>**

**COACH: JOANN RUTHERFORD**

DATE	MIZ RANK	OPP RANK	OPPONENT	W/L	SCORE
1-Dec	-	-	Eastern Illinois	W	68-45
4-Dec	-	-	\$ Tennessee State	W	67-60
5-Dec	-	-	\$ Toledo	W	68-38
9-Dec	-	-	Creighton (OT)	L	65-70
19-Dec	-	-	Indiana State	W	63-45
21-Dec	-	-	Illinois State	W	66-56
29-Dec	-	-	* Wright State	W	77-38
31-Dec	-	-	* Dayton	W	68-57
3-Jan	-	-	@ Illinois	W	80-54
8-Jan	-	-	Kansas	W	64-62
10-Jan	-	-	Kansas State	W	62-49
13-Jan	-	-	UMKC	W	62-49
16-Jan	-	6/7	Colorado	L	53-67
19-Jan	-	-	Oral Roberts	W	75-73
22-Jan	-	-	@ Iowa State	W	83-52
24-Jan	-	-	@ Nebraska	L	66-86
29-Jan	-	21/19	Oklahoma State	L	49-58
31-Jan	-	-	Oklahoma	W	69-63
3-Feb	-	-	Marquette	W	77-64
5-Feb	-	-	@ Kansas State	W	67-51
7-Feb	-	-	@ Kansas	L	52-62
13-Feb	-	4/4	@ Colorado	L	52-75
21-Feb	-	-	Iowa State	W	64-41
23-Feb	-	21/22	Nebraska	L	64-65
26-Feb	-	-	@ Oklahoma	W	68-49
28-Feb	-	22/21	@ Oklahoma State (OT)	W	64-63
6-Mar	-	-	# Kansas	L	56-63

\$ - Mid-America Classic - Columbia, Mo.

\* - Dayton, Ohio

# - Big Eight Tournament - Salina, Kan.

## 1993-94

**WON 12, LOST 18; BIG EIGHT: 3-11, 7<sup>TH</sup>**

**BIG EIGHT TOURNAMENT CHAMPIONS**

**COACH: JOANN RUTHERFORD**

DATE	MIZ RANK	OPP RANK	OPPONENT	W/L	SCORE
26-Nov	-	-	@ Northeastern Illinois	W	67-52
28-Nov	-	-	@ Bradley	L	75-84
3-Dec	-	-	\$ Texas Rio Grande Valley	W	80-65
4-Dec	-	-	\$ Youngstown State	W	78-62
8-Dec	-	-	@ Illinois State	L	62-67
11-Dec	-	-	Southeast Missouri	W	89-60
19-Dec	-	-	@ Eastern Illinois	W	88-52
21-Dec	-	-	Illinois	L	84-96

31-Dec	-	-	@ Jackson State	L	52-60
2-Jan	-	-	@ Memphis	L	57-73
7-Jan	-	12/12	@ Kansas	L	52-68
9-Jan	-	-	@ Kansas State	L	52-63
11-Jan	-	-	@ Creighton	L	54-76
13-Jan	-	-	UMKC	W	84-54
16-Jan	-	7/7	@ Colorado	L	65-75
21-Jan	-	-	Iowa State	W	81-47
23-Jan	-	-	Nebraska	L	71-84
28-Jan	-	-	@ Oklahoma State	L	62-70
30-Jan	-	-	@ Oklahoma	L	65-86
2-Feb	-	-	Kansas State	W	59-51
6-Feb	-	6/6	Kansas	W	78-77
12-Feb	-	5/5	Colorado	L	50-62
16-Feb	-	-	@ Nebraska	L	72-77
20-Feb	-	-	@ Iowa State	L	60-62
25-Feb	-	-	Oklahoma	L	71-77
27-Feb	-	-	Oklahoma State	L	67-69
5-Mar	-	12/12	# Kansas	W	72-66
6-Mar	-	-	# Oklahoma State	W	76-68
7-Mar	-	3/3	# Colorado	W	79-71
16-Mar	-	6/6	! Texas Tech	L	61-75

\$ - Mid-America Classic - Columbia, Mo.

# - Big Eight Tournament - Salina, Kan.

! - NCAA Midwest First Round - Lubbock, Texas

## 1994-95

**WON 15, LOST 12; BIG EIGHT: 5-9, 6<sup>TH</sup>**

**COACH: JOANN RUTHERFORD**

DATE	MIZ RANK	OPP RANK	OPPONENT	W/L	SCORE
25-Nov	-	-	Evansville	W	76-67
27-Nov	-	-	Bradley	L	78-83
2-Dec	-	-	\$ South Carolina State	W	87-47
3-Dec	-	-	\$ Eastern Kentucky	W	107-71
7-Dec	-	-	@ Southeast Missouri	W	69-58
18-Dec	-	-	@ UMKC	W	77-58
20-Dec	-	-	Creighton	L	62-70
28-Dec	-	-	Jackson State	W	82-60
31-Dec	-	-	@ Western Illinois	W	71-54
2-Jan	-	-	Truman State	W	97-40
6-Jan	-	-	Oklahoma	L	83-98
8-Jan	-	NR/25	Oklahoma State	W	82-75
14-Jan	-	6/6	Colorado	L	67-75
17-Jan	-	-	Memphis	W	72-69
20-Jan	-	-	@ Nebraska	L	63-75
22-Jan	-	-	@ Iowa State	W	62-61
25-Jan	-	17/17	Kansas	L	66-82
29-Jan	-	-	Kansas State	W	80-70
3-Feb	-	-	@ Oklahoma State	L	51-74
5-Feb	-	25/NR	@ Oklahoma	L	57-80
9-Feb	-	-	Oral Roberts	W	81-59
12-Feb	-	3/3	@ Colorado	L	57-79
15-Feb	-	-	Iowa State	W	56-53
19-Feb	-	-	Nebraska	L	70-82
24-Feb	-	-	@ Kansas State	W	66-59
26-Feb	-	24/23	@ Kansas	L	65-94
4-Mar	-	23/22	# Kansas	L	67-74

\$ - Mid-America Classic - Columbia, Mo.

# - Big Eight Tournament - Salina, Kan.

## 1995-96

**WON 15, LOST 12; BIG EIGHT: 6-8, 5<sup>TH</sup>**

**COACH: JOANN RUTHERFORD**

DATE	MIZ RANK	OPP RANK	OPPONENT	W/L	SCORE
25-Nov	-	-	Creighton	L	69-78
27-Nov	-	-	Lamar	W	106-57
1-Dec	-	-	\$ UNC Wilmington	W	91-45
2-Dec	-	-	\$ Sam Houston State	W	77-66
6-Dec	-	-	@ Illinois	L	54-72

# YEAR-BY-YEAR RESULTS

9-Dec	-	-	Southeast Missouri	W	75-62
16-Dec	-	-	Missouri-St. Louis	W	85-51
19-Dec	-	-	Western Illinois	W	90-33
28-Dec	-	-	% Florida State	W	61-47
29-Dec	-	-	% UCF	W	111-93
30-Dec	-	20/17	% Oklahoma State	L	57-75
5-Jan	-	-	@ Kansas State	L	58-69
7-Jan	-	-	@ Kansas	L	64-66
11-Jan	-	-	UMKC	W	85-62
14-Jan	-	12/9	Colorado	W	72-61
19-Jan	-	-	Nebraska (OT)	L	68-73
23-Jan	-	-	Iowa State	W	78-67
26-Jan	-	-	@ Oklahoma	L	55-69
28-Jan	-	24/22	@ Oklahoma State	L	51-69
31-Jan	-	-	Kansas State	W	57-51
4-Feb	-	-	Kansas	W	86-66
10-Feb	-	19/16	@ Colorado	L	56-67
16-Feb	-	-	@ Iowa State (OT)	L	73-77
18-Feb	-	-	@ Nebraska	L	72-92
23-Feb	-	-	Oklahoma State	W	58-55
25-Feb	-	-	Oklahoma	W	89-66
2-Mar	-	-	# Nebraska	L	64-70

\$ - Mid-America Classic - Columbia, Mo.

% - Holiday Classic - Orlando, Fla.

# - Big Eight Tournament - Salina, Kan.

## 1996-97

*(First season of Big 12 play)*

**WON 10, LOST 20; BIG 12: 3-13, 10<sup>TH</sup>**

**COACH: JOANN RUTHERFORD**

DATE	MIZ RANK	OPP RANK	OPPONENT	W/L	SCORE
22-Nov	-	-	Missouri S&T	W	98-53
24-Nov	-	-	@ Illinois State	L	70-82
26-Nov	-	-	@ UMKC	W	64-58
30-Nov	-	-	Illinois	L	66-82
2-Dec	-	-	@ Southeast Missouri	W	104-65
6-Dec	-	-	\$ Cincinnati	W	55-49
7-Dec	-	-	\$ Butler	L	54-66
13-Dec	-	-	@ Creighton	W	69-47
15-Dec	-	-	Arkansas State	L	55-68
20-Dec	-	-	% Middle Tennessee	W	61-55
21-Dec	-	-	% @Hawai'i	L	54-63
23-Dec	-	-	% West Virginia	L	75-85
4-Jan	-	-	@ Iowa State	L	50-61
8-Jan	-	-	@ Colorado	L	52-78
11-Jan	-	-	Oklahoma State	L	53-67
15-Jan	-	-	@ Baylor	L	64-67
18-Jan	-	-	Nebraska	L	66-82
20-Jan	-	-	Missouri-St. Louis	W	84-44
22-Jan	-	-	@ Nebraska	L	47-84
25-Jan	-	12/14	Texas	L	77-84
29-Jan	-	-	Texas A&M	W	91-80
1-Feb	-	-	@ Kansas State	L	42-77
5-Feb	-	12/11	Kansas	W	68-66
11-Feb	-	-	Iowa State	L	54-71
15-Feb	-	-	@ Oklahoma	W	81-56
19-Feb	-	12/11	@ Kansas	L	60-70
23-Feb	-	-	Colorado	L	50-57
26-Feb	-	-	Kansas State	L	60-64
1-Mar	-	15/16	@ Texas Tech	L	69-83
4-Mar	-	-	# Nebraska	L	58-62

\$ - Mid-America Classic - Columbia, Mo.

% - Paradise Classic - Manoa, Hawai'i

# - Big 12 Tournament - Kansas City, Mo.

## 1997-98

**WON 11, LOST 16; BIG 12: 3-13, 12<sup>TH</sup>**

**COACH: JOANN RUTHERFORD**

DATE	MIZ RANK	OPP RANK	OPPONENT	W/L	SCORE
14-Nov	-	-	Missouri S&T	W	79-74
17-Nov	-	-	Illinois State	W	69-59
20-Nov	-	-	Southeast Missouri	W	76-53
25-Nov	-	-	UMKC	W	74-56
5-Dec	-	-	\$ Charlotte	W	80-56
6-Dec	-	-	\$ BYU	W	71-66
11-Dec	-	-	@ Western Illinois (OT)	L	66-68
19-Dec	-	-	% Troy	W	77-52
20-Dec	-	-	% South Alabama	W	78-47
30-Dec	-	25/NR	@ Arkansas	L	79-80
4-Jan	-	6/6	Texas Tech	L	65-79
7-Jan	-	-	@ Iowa State	L	55-58
10-Jan	-	-	@ Oklahoma State	L	54-86
13-Jan	-	-	Kansas State	W	72-56
17-Jan	-	-	Kansas	L	62-74
20-Jan	-	-	@ Texas	L	44-53
24-Jan	-	-	Iowa State (OT)	W	59-57
28-Jan	-	-	Baylor	L	62-69
31-Jan	-	-	@ Texas A&M	L	61-76
4-Feb	-	25/22	@ Nebraska	L	61-79
8-Feb	-	-	Colorado	L	60-71
15-Feb	-	-	@ Kansas State	L	57-66
17-Feb	-	NR/24	Nebraska	L	91-96
22-Feb	-	-	Oklahoma	W	75-68
25-Feb	-	-	@ Colorado	L	65-78
28-Feb	-	-	@ Kansas	L	65-76
3-Mar	-	-	# Oklahoma State	L	48-67

\$ - Mid-America Classic - Columbia, Mo.

% - Coca-Cola Classic - Mobile, Ala.

# - Big 12 Tournament - Kansas City, Mo.

## 1998-99

**WON 13, LOST 15; BIG 12: 5-11, 10<sup>TH</sup>**

**COACH: CINDY STEIN**

DATE	MIZ RANK	OPP RANK	OPPONENT	W/L	SCORE
19-Nov	-	-	Bradley	W	73-57
24-Nov	-	-	@ Southeast Missouri	L	71-90
27-Nov	-	-	& Iowa	L	68-75
29-Nov	-	-	& Princeton	W	80-56
4-Dec	-	-	\$ Texas Southern	W	93-55
5-Dec	-	-	\$ Louisville	W	87-76
8-Dec	-	-	@ Illinois State	W	72-71
19-Dec	-	-	@ Arkansas	L	60-80
21-Dec	-	-	Missouri S&T	W	90-27
29-Dec	-	-	Western Illinois	W	71-48
3-Jan	-	24/16	@ Nebraska	L	67-83
6-Jan	-	-	Kansas State	L	60-72
9-Jan	-	-	Texas A&M	W	68-63
13-Jan	-	23/21	@ Kansas	L	52-54
16-Jan	-	-	Colorado	W	63-60
23-Jan	-	-	@ Kansas State	L	67-79
27-Jan	-	-	@ Baylor	L	54-78
30-Jan	-	16/16	Iowa State	L	54-80
2-Feb	-	-	Nebraska	W	74-66
7-Feb	-	22/20	Kansas	L	37-48
9-Feb	-	-	@ Colorado	L	62-74
13-Feb	-	13/10	@ Texas Tech	L	68-74
16-Feb	-	-	Texas	L	59-64
21-Feb	-	-	Oklahoma State	W	73-62
23-Feb	-	20/17	@ Iowa State	L	58-84
27-Feb	-	-	@ Oklahoma	W	73-64
1-Mar	-	-	# Baylor	W	60-55
2-Mar	-	21/17	# Iowa State	L	44-63

& - Hawkeye Classic - Iowa City, Iowa

\$ - Mid-America Classic - Columbia, Mo.

# - Big 12 Tournament - Kansas City, Mo.

## 1999-2000

# YEAR-BY-YEAR RESULTS

**WON 18, LOST 12; BIG 12: 7-9, 7<sup>TH</sup>**

**COACH: CINDY STEIN**

DATE	MIZ RANK	OPP RANK	OPPONENT	W/L	SCORE
20-Nov	-	-	@ Bradley	W	92-49
22-Nov	-	-	Arkansas	L	76-83
26-Nov	-	-	# Portland State	W	67-48
27-Nov	-	-	# San Diego State	W	85-61
3-Dec	-	-	\$ Centenary	W	111-31
4-Dec	-	-	\$ Western Kentucky	W	86-76
7-Dec	-	-	@ Southern Illinois	W	66-61
11-Dec	-	-	@ Saint Louis	W	78-65
18-Dec	-	-	@ Eastern Illinois	W	90-57
22-Dec	-	-	Illinois State	W	91-44
30-Dec	-	-	Milwaukee	W	90-47
5-Jan	-	10/11	Iowa State	L	67-79
8-Jan	-	-	Baylor	W	78-44
15-Jan	-	-	@ Texas	L	64-80
18-Jan	-	-	@ Nebraska	L	63-80
22-Jan	-	-	Kansas State	W	63-52
26-Jan	-	NR/23	Kansas	L	71-90
29-Jan	-	23/NR	Oklahoma	L	71-76
2-Feb	-	-	@ Oklahoma State	W	77-73
5-Feb	-	-	@ Kansas State	W	72-68
8-Feb	-	9/7	Texas Tech	W	52-49
12-Feb	-	-	Colorado	W	65-57
16-Feb	-	-	@ Texas A&M	L	55-66
19-Feb	-	10/9	@ Iowa State	L	66-101
23-Feb	-	25/24	Kansas	W	65-62
26-Feb	-	-	@ Colorado	L	64-72
2-Mar	-	-	Nebraska	L	66-80
7-Mar	-	-	% Colorado	L	68-83
15-Mar	-	-	^ Evansville (OT)	W	84-81
17-Mar	-	-	! @ Arkansas (OT)	L	89-88

# - San Diego State Tournament - San Diego, Calif.

\$ - Unilever Lady Tiger Classic - Columbia, Mo.

% - Big 12 Tournament - Kansas City, Mo.

^ - WNIT First Round, Columbia, Mo.

! - WNIT Second Round, Fayetteville, Ark.

## 2000-01

**WON 22, LOST 10; BIG 12: 10-6, 5<sup>TH</sup>**

**FINAL COACHES RANKING: 19<sup>TH</sup>**

**COACH: CINDY STEIN**

DATE	MIZ RANK	OPP RANK	OPPONENT	W/L	SCORE
17-Nov	-	-	Eastern Illinois	W	106-59
20-Nov	-	-	Arkansas	W	79-67
25-Nov	-	-	# Kentucky	W	86-51
26-Nov	-	-	# Pepperdine	L	68-69
1-Dec	-	-	\$ Lipscomb	W	96-43
2-Dec	-	-	\$ San Diego State	W	86-69
7-Dec	-	-	Saint Louis	W	73-63
9-Dec	-	-	Southern Illinois	W	81-57
17-Dec	-	-	@ Illinois State	W	83-63
20-Dec	-	-	% Illinois	L	74-92
30-Dec	-	-	@ Milwaukee	W	88-64
3-Jan	-	13/12	@ Texas Tech	L	64-82
6-Jan	-	12/17	Texas	W	68-52
10-Jan	-	-	Texas A&M	W	69-61
14-Jan	-	-	@ Colorado	L	90-98
17-Jan	-	7/7	@ Iowa State	L	67-68
20-Jan	-	-	Kansas State	W	65-60
27-Jan	-	-	@ Nebraska	W	65-58
31-Jan	-	8/7	Iowa State	L	63-73
3-Feb	-	10/12	@ Oklahoma	L	62-82
7-Feb	-	-	@ Kansas State	W	63-54
10-Feb	-	-	Kansas (OT)	W	89-84
13-Feb	-	-	Nebraska	W	83-55
17-Feb	-	-	@ Baylor	L	81-97
21-Feb	-	-	Oklahoma State	W	65-62
24-Feb	-	-	@ Kansas	W	69-55

28-Feb	-	17/21	Colorado	W	78-61
6-Mar	-	-	^ Texas A&M	W	75-65
7-Mar	-	20/21	^ Colorado	L	72-83
16-Mar	-	24/25	8 Wisconsin	W	71-68
18-Mar	-	4/4	8 Georgia	W	78-65
24-Mar	-	6/6	! Louisiana Tech	L	67-78

# - Pepperdine Classic - Malibu, Calif.

\$ - Unilever Lady Tiger Classic - Columbia, Mo.

% - Scottrade Center - St. Louis, Mo.

^ - Big 12 Tournament - Kansas City, Mo.

8 - NCAA East First Round - Athens, Ga.

! - NCAA East Regional - Pittsburgh, Pa.

## 2001-02

**WON 15, LOST 16; BIG 12: 5-11, 9<sup>TH</sup>**

**COACH: CINDY STEIN**

DATE	MIZ RANK	OPP RANK	OPPONENT	W/L	SCORE
16-Nov	-	-	@ UMKC	W	67-48
19-Nov	-	-	(Southwest) Missouri State	W	61-57
24-Nov	-	-	# South Carolina	L	60-72
25-Nov	-	-	# Davidson	W	101-63
30-Nov	-	-	\$ Southeastern Louisiana	W	76-46
1-Dec	-	-	\$ Southeast Missouri	W	80-62
7-Dec	-	-	@ Saint Louis	W	64-53
9-Dec	-	-	Northern Iowa	W	79-61
20-Dec	-	-	Arkansas-Pine Bluff	W	102-47
22-Dec	-	-	% Illinois	L	53-74
30-Dec	-	-	Green Bay	W	79-72
6-Jan	-	-	@ Oklahoma State	L	57-73
9-Jan	-	10/12	Texas Tech	W	82-71
12-Jan	-	-	@ Kansas	W	66-48
15-Jan	-	-	Nebraska	W	67-41
19-Jan	-	13/11	Baylor	L	59-80
22-Jan	-	13/12	@ Texas	L	51-73
26-Jan	-	20/19	Colorado	L	56-78
30-Jan	-	16/12	@ Iowa State	L	61-87
2-Feb	-	-	@ Nebraska	W	69-54
5-Feb	-	11/10	Kansas State	L	61-79
9-Feb	-	-	Kansas	W	69-57
13-Feb	-	13/13	@ Colorado	L	47-78
16-Feb	-	-	@ Texas A&M	L	61-85
20-Feb	-	13/11	Iowa State	L	52-62
23-Feb	-	3/3	Oklahoma	L	70-90
27-Feb	-	14/14	@ Kansas State	L	55-74
5-Mar	-	17/17	^ Texas Tech	L	51-78
13-Mar	-	-	! Alabama	L	67-68

# - Duke Classic - Durham, N.C.

\$ - Unilever Lady Tiger Classic - Columbia, Mo.

% - Scottrade Center - St. Louis, Mo.

^ - Big 12 Tournament - Kansas City, Mo.

! - WNIT First Round - Columbia, Mo.

## 2002-03

**WON 17, LOST 14; BIG 12: 9-7, T-5<sup>TH</sup>**

**COACH: CINDY STEIN**

DATE	MIZ RANK	OPP RANK	OPPONENT	W/L	SCORE
23-Nov	-	-	@ (Southwest) Missouri State	W	68-52
26-Nov	-	-	Bradley	W	77-76
29-Nov	-	-	# SMU	L	70-72
30-Nov	-	-	# Louisiana	L	59-67
6-Dec	-	-	\$ McNeese State	W	74-53
7-Dec	-	-	\$ Austin Peay	L	53-66
11-Dec	-	-	@ Northern Iowa	W	89-77
21-Dec	-	-	% Illinois	L	67-70
29-Dec	-	-	@ Iowa	L	65-87
2-Jan	-	-	IUPUI	W	73-45
5-Jan	-	-	Saint Louis	W	72-62
8-Jan	-	-	@ Baylor	L	65-71

# YEAR-BY-YEAR RESULTS

11-Jan	-	20/20	Texas	L	59-70
19-Jan	-	-	@ Iowa State	W	86-55
22-Jan	-	-	Nebraska	W	65-53
25-Jan	-	-	Oklahoma State	W	87-65
28-Jan	-	8/8	@ Texas Tech	L	50-84
2-Feb	-	-	Colorado	W	71-52
5-Feb	-	5/5	@ Kansas State	L	52-68
8-Feb	-	-	@ Nebraska	W	74-53
12-Feb	-	-	Iowa State	W	70-57
15-Feb	-	-	@ Kansas	W	61-55
19-Feb	-	5/5	Kansas State	L	56-66
22-Feb	-	-	@ Colorado	L	48-69
26-Feb	-	-	@ Oklahoma	L	69-74
1-Mar	-	-	Kansas	W	73-52
5-Mar	-	-	Texas A&M	W	64-51
11-Mar	-	-	^ Oklahoma State	L	54-56
19-Mar	-	-	* Western Illinois (20T)	W	72-69
24-Mar	-	-	* Ball State	W	88-77
27-Mar	-	-	! Colorado State	L	61-62

# - Islander Classic - Corpus Christi, Texas

\$ - Unilever Tiger Classic - Columbia, Mo.

% - Scottrade Center - St. Louis, Mo.

^ - Big 12 Tournament - Dallas, Texas

\* - WNIT First/Second Rounds - Columbia, Mo.

! - WNIT Quarterfinals - Fort Collins, Colo.

## 2003-04

**WON 17, LOST 13; BIG 12: 7-9, T-7<sup>TH</sup>**

**COACH: CINDY STEIN**

DATE	MIZ RANK	OPP RANK	OPPONENT	W/L	SCORE
23-Nov	-	-	@ Bradley	W	77-58
26-Nov	-	-	Southern	W	79-43
28-Nov	-	-	# Austin Peay	W	78-43
29-Nov	-	-	# Green Bay	L	66-74
5-Dec	-	-	\$ Alcorn State	W	103-41
6-Dec	-	-	\$ Tulsa	W	88-68
10-Dec	-	-	{Southwest} Missouri State	L	70-79
21-Dec	-	-	@ Evansville	W	78-72
30-Dec	-	-	Iowa	W	75-65
2-Jan	-	-	Miami (Ohio)	W	92-68
4-Jan	-	-	@ Saint Louis	W	65-62
7-Jan	-	11/12	@ Kansas State	L	59-95
10-Jan	-	-	Kansas	L	52-55
14-Jan	-	-	Nebraska	L	69-74
18-Jan	-	15/15	@ Colorado	L	54-71
24-Jan	-	-	@ Kansas	W	76-49
28-Jan	-	20/21	Oklahoma	W	77-65
31-Jan	-	11/10	Colorado	L	66-68
3-Feb	-	3/4	@ Texas	L	55-89
7-Feb	-	-	@ Iowa State	W	81-62
11-Feb	-	18/20	Baylor	L	59-83
14-Feb	-	-	@ Oklahoma State	W	71-46
17-Feb	-	9/9	Texas Tech	L	68-73
22-Feb	-	8/8	Kansas State (20T)	L	90-93
25-Feb	-	-	@ Nebraska	W	78-76
28-Feb	-	-	Iowa State	W	63-58
3-Mar	-	-	@ Texas A&M	W	61-60
9-Mar	-	-	% Oklahoma State	W	75-52
10-Mar	-	8/8	% Kansas State	L	58-79
20-Mar	-	10/8	Stanford	L	44-68

# - Oneida B&C Holiday Tournament - Green Bay, Wis.

\$ - Unilever Tiger Classic - Columbia, Mo.

% - Big 12 Tournament - Dallas, Texas

^ - NCAA Tournament First Round - Tempe, Ariz.

## 2004-05

**WON 11, LOST 18; BIG 12: 4-12, T-9<sup>TH</sup>**

**COACH: CINDY STEIN**

DATE	MIZ RANK	OPP RANK	OPPONENT	W/L	SCORE
19-Nov	-	-	# Northern Illinois	W	68-61
20-Nov	-	-	# Iowa	L	54-75
26-Nov	-	-	\$ New Mexico	L	48-67
27-Nov	-	-	\$ Providence	W	81-48
30-Nov	-	-	Evansville	W	82-66
3-Dec	-	-	% Mississippi Valley State	W	79-53
4-Dec	-	-	% Eastern Michigan	L	59-60
8-Dec	-	-	@ {Southwest} Missouri State	L	44-66
18-Dec	-	2/2	Stanford	L	55-71
31-Dec	-	-	@ Miami (Ohio)	W	58-57
2-Jan	-	-	Saint Louis	W	67-50
5-Jan	-	-	Oklahoma State	W	67-49
8-Jan	-	-	Nebraska	L	74-81
11-Jan	-	23/22	@ Kansas State	L	44-87
15-Jan	-	24/24	@ Iowa State	L	59-65
18-Jan	-	-	Colorado	L	51-56
22-Jan	-	-	@ Kansas	L	61-63
26-Jan	-	13/14	@ Texas Tech	L	45-75
29-Jan	-	15/15	Texas	L	52-71
5-Feb	-	-	Kansas	L	42-60
9-Feb	-	-	@ Colorado	W	58-55
12-Feb	-	-	Texas A&M	W	63-46
16-Feb	-	7/8	@ Baylor	L	57-74
19-Feb	-	-	@ Oklahoma	L	59-73
23-Feb	-	21/20	Iowa State	L	70-76
26-Feb	-	-	@ Nebraska (OT)	W	70-65
2-Mar	-	17/18	Kansas State	L	53-80
8-Mar	-	-	^ Kansas	W	62-57
9-Mar	-	6/6	^ Baylor	L	52-70

# - KCRG TV-9 Hawkeye Challenge - Iowa City, Iowa

\$ - Alrport University Inn Thanksgiving Tournament - Albuquerque, N.M.

% - State Farm Tiger Classic - Columbia, Mo.

^ - Phillips 66 Big 12 Championship - Kansas City, Mo.

## 2005-06

**WON 21, LOST 10; BIG 12: 10-6, 4<sup>TH</sup>**

**COACH: CINDY STEIN**

DATE	MIZ RANK	OPP RANK	OPPONENT	W/L	SCORE
11-Nov	-	-	# Clemson	W	78-54
12-Nov	-	20/18	# Arizona State	L	54-69
19-Nov	-	-	Arkansas State	L	67-70
22-Nov	-	-	Northwestern	W	87-64
25-Nov	-	-	\$ Towson	W	57-56
27-Nov	-	-	\$ Pittsburgh	W	69-60
2-Dec	-	-	% Arkansas-Pine Bluff	W	79-51
3-Dec	-	-	% Murray State	W	100-55
11-Dec	-	-	Nicholls State	W	88-34
18-Dec	-	-	Southern Illinois	W	96-69
20-Dec	-	-	Alabama State	W	68-62
29-Dec	-	-	Western Michigan	W	84-65
4-Jan	-	4/4	Baylor	W	64-61
7-Jan	-	-	Kansas State	W	68-62
11-Jan	24/NR	-	@ Nebraska	W	64-58
14-Jan	24/NR	-	@ Texas	L	54-63
18-Jan	-	-	Colorado	W	69-49
21-Jan	-	-	@ Texas A&M	L	52-72
28-Jan	-	-	Texas Tech	W	66-51
1-Feb	-	-	@ Kansas State	W	66-65
4-Feb	-	11/13	Oklahoma	L	53-88
8-Feb	-	-	@ Iowa State	L	60-66
11-Feb	-	-	Kansas	W	64-57
15-Feb	-	-	@ Oklahoma State	W	69-65
18-Feb	-	-	@ Colorado	W	72-57
22-Feb	-	-	Iowa State	W	67-59
25-Feb	-	-	@ Kansas	L	71-81
1-Mar	-	-	Nebraska	L	62-75
8-Mar	-	-	^ Texas Tech	W	81-75

# YEAR-BY-YEAR RESULTS

9-Mar	-	8/8	^ Oklahoma	L	54-75
19-Mar	-	-	* Virginia Tech	L	51-82

# - WBCA Classic - Tempe, Ariz.  
 \$ - Pitt Thanksgiving Tournament - Pittsburgh, Pa.  
 % - State Farm Tiger Classic - Columbia, Mo.  
 ^ - Phillips 66 Big 12 Championship - Dallas, Texas  
 \* - NCAA Tourn. First Round - University Park, Pa.

## 2006-07

WON 17, LOST 14; BIG 12: 5-11, 10<sup>TH</sup>

COACH: CINDY STEIN

DATE	MIZ RANK	OPP RANK	OPPONENT	W/L	SCORE
12-Nov	-	-	@ Southern Illinois	W	71-60
14-Nov	-	-	Texas A&M Corpus Christi	W	89-60
17-Nov	-	-	Arkansas State	W	74-53
21-Nov	-	11/11	@ Stanford	L	60-75
24-Nov	-	-	# Alabama	W	78-70
25-Nov	-	-	# Saint Mary's	W	79-64
2-Dec	-	-	% Creighton	W	70-66
3-Dec	-	-	% Alabama A&M	W	76-54
6-Dec	-	-	Ohio	W	70-67
10-Dec	-	-	@ Northwestern	W	78-59
17-Dec	-	-	South Dakota State	W	79-62
19-Dec	-	-	Prairie View A&M	W	89-55
29-Dec	-	-	Arkansas-Pine Bluff	W	94-52
3-Jan	-	-	@ Colorado	L	59-71
6-Jan	-	-	Iowa State	W	66-56
10-Jan	-	23/NR	Texas (OT)	L	77-79
13-Jan	-	-	@ Kansas State	L	66-81
17-Jan	-	-	@ Texas Tech	L	55-63
20-Jan	-	-	Nebraska	L	66-76
28-Jan	-	-	Colorado	W	61-48
31-Jan	-	13/11	@ Baylor	L	70-71
4-Feb	-	-	@ Iowa State	L	68-76
7-Feb	-	16/19	Texas A&M	L	63-69
10-Feb	-	-	Oklahoma State	L	57-83
14-Feb	-	-	@ Kansas	W	67-57
17-Feb	-	19/20	@ Nebraska	W	65-53
21-Feb	-	-	Kansas State	W	69-61
25-Feb	-	13/11	@ Oklahoma	L	57-72
1-Mar	-	-	Kansas	L	66-70
6-Mar	-	-	^ Texas	L	57-70
18-Mar	-	-	@ Wyoming	L	67-73

# - St. Mary's Hilton Concord Thanksgiving Classic - Moraga, Calif.  
 % - State Farm Tiger Classic - Columbia, Mo.  
 ^ - Phillips 66 Big 12 Championship - Oklahoma City, Okla.  
 @ - WNIT Second Round - Laramie, Wyo.

## 2007-08

WON 10, LOST 21; BIG 12: 2-14, 12<sup>TH</sup>

COACH: CINDY STEIN

DATE	MIZ RANK	OPP RANK	OPPONENT	W/L	SCORE
9-Nov	-	-	Murray State	W	73-64
15-Nov	-	-	Eastern Illinois	W	69-51
18-Nov	-	-	@ South Dakota State	L	63-78
24-Nov	-	-	! Samford	L	49-65
25-Nov	-	-	! Robert Morris	W	74-73
28-Nov	-	-	Arkansas	L	53-66
1-Dec	-	-	Texas State	W	70-61
7-Dec	-	-	% Mississippi Valley State	W	69-52
9-Dec	-	-	% Stephen F. Austin (OT)	L	81-84
15-Dec	-	-	UMKC (OT)	W	75-73
19-Dec	-	-	Illinois	L	53-66
28-Dec	-	-	# Marshall	L	72-77
29-Dec	-	-	# Delaware State	W	55-50
9-Jan	-	23/NR	Colorado	L	58-70
12-Jan	-	-	Texas Tech	W	68-59
16-Jan	-	18/19	@ Oklahoma State	L	41-76
19-Jan	-	-	@ Kansas	L	60-66

23-Jan	-	6/6	Baylor	L	57-72
26-Jan	-	-	@ Texas	L	37-67
29-Jan	-	NR/23	@ Texas A&M	L	43-62
3-Feb	-	-	Nebraska	L	67-73
6-Feb	-	10/10	Oklahoma	L	57-65
9-Feb	-	-	@ Iowa State	L	46-64
17-Feb	-	17/17	Kansas State	L	40-56
21-Feb	-	-	@ Nebraska	L	57-73
24-Feb	-	-	Kansas	W	62-59
27-Feb	-	-	Iowa State	L	54-58
1-Mar	-	21/17	@ Kansas State	L	52-81
5-Mar	-	-	@ Colorado	L	47-63
11-Mar	-	13/11	^ Oklahoma (OT)	W	70-64
12-Mar	-	11/12	^ Texas A&M	L	39-65

! - FAU Thanksgiving Classic - Boca Raton, Fla.  
 % - CenturyTel Tiger Tournament - Columbia, Mo.  
 # - Marriott Cavalier Classic - Charlottesville, Va.  
 ^ - Big 12 Tournament - Kansas City, Mo.

## 2008-09

WON 13, LOST 17; BIG 12: 4-12, T-10<sup>TH</sup>

COACH: CINDY STEIN

DATE	MIZ RANK	OPP RANK	OPPONENT	W/L	SCORE
14-Nov	-	-	South Dakota State	L	50-55
19-Nov	-	-	@ Illinois	L	55-65
22-Nov	-	-	Western Illinois	W	61-54
25-Nov	-	-	Indiana	L	54-63
29-Nov	-	-	! Holy Cross (3OT)	L	93-94
30-Nov	-	-	! Northwestern	W	69-63
3-Dec	-	-	Toledo	W	70-50
8-Dec	-	-	Bradley	W	83-54
14-Dec	-	-	UT Martin	W	74-23
21-Dec	-	-	@ Arkansas	W	56-55
29-Dec	-	-	Southeast Missouri	W	60-31
3-Jan	-	-	@ Duquesne	W	76-65
6-Jan	-	-	Chicago State	W	62-42
10-Jan	-	3/6	Texas A&M	L	56-62
14-Jan	-	-	@ Kansas	L	58-75
17-Jan	-	-	Nebraska	W	67-66
21-Jan	-	NR/22	@ Iowa State	L	42-65
24-Jan	-	-	Colorado	L	56-61
28-Jan	-	-	Oklahoma State	L	60-68
31-Jan	-	2/2	@ Oklahoma	L	56-78
4-Feb	-	18/14	@ Kansas State	L	54-58
7-Feb	-	-	Kansas	W	74-60
14-Feb	-	7/6	@ Baylor	L	43-72
18-Feb	-	16/14	Kansas State	W	52-43
21-Feb	-	-	@ Nebraska	L	52-65
24-Feb	-	16/18	Texas	L	56-66
28-Feb	-	-	@ Colorado	W	66-55
3-Mar	-	23/22	Iowa State	L	47-62
7-Mar	-	-	@ Texas Tech	L	56-63
12-Mar	-	25/24	^ Texas	L	52-59

! - DoubleTree White Invitational - Evanston, Ill.  
 ^ - Big 12 Tournament - Oklahoma City, Okla.

## 2009-10

WON 12, LOST 18; BIG 12: 2-14, 12<sup>TH</sup>

COACH: CINDY STEIN

DATE	MIZ RANK	OPP RANK	OPPONENT	W/L	SCORE
15-Nov	-	-	Northern Iowa	W	74-57
18-Nov	-	-	Memphis	L	74-75
22-Nov	-	-	@ Indiana	W	76-71
27-Nov	-	-	# Florida A&M	W	69-65
29-Nov	-	12/9	# Florida State	L	66-73
5-Dec	-	-	Ball State	W	66-55
8-Dec	-	-	@ Bradley	W	52-46
10-Dec	-	-	Texas-Rio Grande Valley	W	83-34
13-Dec	-	-	Murray State	W	71-32

# YEAR-BY-YEAR RESULTS

21-Dec	-	-	Arkansas-Pine Bluff	W	81-50
28-Dec	-	-	North Texas	W	71-44
2-Jan	-	-	Duquesne	W	72-66
5-Jan	-	16/14	Xavier	L	60-68
9-Jan	-	-	@ Colorado	L	48-64
13-Jan	-	-	Kansas State	L	50-65
17-Jan	-	-	@ Kansas	L	59-62
20-Jan	-	13/13	Oklahoma	L	61-62
23-Jan	-	10/12	Baylor	W	70-62
26-Jan	-	15/17	@ Oklahoma State	L	60-75
30-Jan	-	-	Kansas	L	59-61
3-Feb	-	12/10	@ Texas A&M	L	55-65
7-Feb	-	22/19	Iowa State	L	39-65
10-Feb	-	-	@ Kansas State	L	33-37
13-Feb	-	3/4	Nebraska	L	78-82
20-Feb	-	13/12	@ Iowa State	L	42-55
23-Feb	-	-	Colorado (OT)	L	79-80
27-Feb	-	3/3	@ Nebraska	L	51-67
3-Mar	-	18/22	@ Texas	L	41-60
7-Mar	-	-	Texas Tech (OT)	W	58-55
11-Mar	-	15/20	^ Texas	L	59-64

# - Seminole Classic - Tallahassee, Fla.

^ - Big 12 Tournament - Kansas City, Mo.

## 2010-11

**WON 13, LOST 18; BIG 12: 5-11, 10<sup>TH</sup>**

**COACH: ROBIN PINGETON**

DATE	MIZ RANK	OPP RANK	OPPONENT	W/L	SCORE
12-Nov	-	-	@ Memphis	W	67-40
14-Nov	-	-	@ Eastern Illinois	L	73-81
25-Nov	-	4/4	! Tennessee	L	44-82
26-Nov	-	12/12	! Georgetown	W	54-45
27-Nov	-	-	! Georgia Tech	L	46-61
1-Dec	-	-	@ Ball State	W	56-45
5-Dec	-	-	# @ Northwestern	L	68-79
7-Dec	-	-	UT Martin	W	53-30
11-Dec	-	-	UMKC	W	72-48
19-Dec	-	-	NJIT	W	72-37
21-Dec	-	-	UC Riverside	W	68-65
29-Dec	-	-	UAB	W	82-37
2-Jan	-	25/23	Florida State	L	43-75
5-Jan	-	9/9	@ Xavier	L	51-83
8-Jan	-	22/24	Texas (OT)	W	85-80
12-Jan	-	-	@ Texas Tech	L	56-63
15-Jan	-	7/5	Texas A&M	L	40-85
19-Jan	-	-	@ Kansas State	L	63-66
22-Jan	-	-	@ Colorado	L	48-58
26-Jan	-	-	Kansas	W	66-52
29-Jan	-	23/20	@ Iowa State	L	56-71
2-Feb	-	-	Nebraska	W	76-69
5-Feb	-	-	Kansas State (OT)	L	55-60
12-Feb	-	14/12	@ Oklahoma	L	47-69
16-Feb	-	-	Oklahoma State (OT)	W	71-65
19-Feb	-	-	@ Kansas (OT)	L	70-75
22-Feb	-	-	@ Nebraska	L	34-76
26-Feb	-	-	Colorado	L	59-63
2-Mar	-	3/3	@ Baylor	L	52-84
5-Mar	-	23/25	Iowa State	W	49-48
8-Mar	-	-	^ Texas	L	66-79

! - Paradise Jam - St. Thomas, U.S. Virgin Islands

# - Big Ten/Big 12 Challenge - Evanston, Ill.

^ - Big 12 Tournament - Kansas City, Mo.

## 2011-12

**WON 13, LOST 18; BIG 12: 2-16, 10<sup>TH</sup>**

**COACH: ROBIN PINGETON**

DATE	MIZ RANK	OPP RANK	OPPONENT	W/L	SCORE
11-Nov	-	-	@ Texas-San Antonio	W	70-50
12-Nov	-	-	@ Texas A&M-Corpus Christi	W	75-58
16-Nov	-	-	@ Saint Louis	W	68-56
20-Nov	-	-	North Florida	W	67-46
26-Nov	-	-	Wright State	W	92-62
3-Dec	-	-	! Northwestern	L	70-74
7-Dec	-	-	Eastern Illinois	W	56-54
10-Dec	-	-	North Dakota	W	69-52
19-Dec	-	-	Evansville	W	74-51
22-Dec	-	-	Memphis	W	58-48
30-Dec	-	-	Sam Houston State	W	66-48
4-Jan	-	1/1	@ Baylor	L	46-90
7-Jan	-	13/17	Texas Tech	L	63-69
11-Jan	-	-	@ Kansas State	L	46-72
15-Jan	-	-	Kansas	L	63-72
18-Jan	-	14/13	@ Texas A&M	L	52-78
21-Jan	-	-	Oklahoma State	L	58-62
25-Jan	-	-	@ Texas	L	58-75
28-Jan	-	-	Oklahoma	L	59-62
1-Feb	-	1/1	Baylor	L	41-71
5-Feb	-	25/NR	@ Texas Tech	L	49-76
8-Feb	-	-	Iowa State	L	52-65
11-Feb	-	-	@ Oklahoma	L	60-64
14-Feb	-	14/13	Texas A&M	L	52-56
18-Feb	-	-	@ Kansas	W	70-65
21-Feb	-	-	@ Iowa State (OT)	L	59-66
25-Feb	-	-	Kansas State (OT)	W	61-56
28-Feb	-	-	Texas	L	62-75
3-Mar	-	-	@ Oklahoma State	L	47-68
7-Mar	-	-	^ Oklahoma State	W	72-68
8-Mar	-	-	^ Oklahoma	L	59-70

! - Big Ten/Big 12 Challenge - Columbia, Mo.

^ - Big 12 Tournament - Kansas City, Mo.

## 2012-13

**(First season of SEC play)**

**WON 17, LOST 15; SEC: 6-10, 8<sup>TH</sup>**

**COACH: ROBIN PINGETON**

DATE	MIZ RANK	OPP RANK	OPPONENT	W/L	SCORE
9-Nov	-	-	Saint Louis	W	67-51
12-Nov	-	-	Chicago State	W	88-55
15-Nov	-	-	Western Illinois	W	70-61
22-Nov	-	-	! Wichita State	W	49-44
23-Nov	-	-	! Green Bay	L	33-55
24-Nov	-	-	! Minnesota	L	54-59
29-Nov	-	-	Southeast Missouri	W	80-51
3-Dec	-	-	UT Martin	W	82-71
6-Dec	-	-	Missouri State	W	91-77
8-Dec	-	-	Arkansas-Pine Bluff	W	97-59
16-Dec	-	-	Southern Illinois	W	110-47
18-Dec	-	-	Morgan State	W	75-50
20-Dec	-	-	Murray State	W	69-50
29-Dec	-	-	@ Memphis	L	69-72
3-Jan	-	10/11	@ Georgia	L	46-77
6-Jan	-	-	Auburn	W	82-76
10-Jan	-	9/9	@ Tennessee	L	39-84
13-Jan	-	6/6	Kentucky	L	43-69
20-Jan	-	-	@ Ole Miss (OT)	W	73-72
24-Jan	-	-	Arkansas	L	50-58
27-Jan	-	16/18	@ Texas A&M	L	58-77
31-Jan	-	-	Florida	W	69-54
3-Feb	-	9/10	Tennessee	W	80-63
10-Feb	-	-	Mississippi State	L	56-61
14-Feb	-	-	@ Vanderbilt	L	46-62
17-Feb	-	-	@ Arkansas	L	40-61
22-Feb	-	-	LSU (OT)	L	74-78
24-Feb	-	-	@ Auburn	L	59-67

# YEAR-BY-YEAR RESULTS

28-Feb	-	14/13	South Carolina	W	65-58
3-Mar	-	-	@ Alabama	W	88-64
7-Mar	-	-	# Vanderbilt	L	40-53
20-Mar	-	-	^ Eastern Illinois	L	58-60

! - Cancun Challenge - Cancun, Mexico

# - SEC Tournament - Duluth, Ga.

^ - WNIT First Round - Columbia, Mo.

## 2013-14

**WON 17, LOST 14; SEC: 6-10, T-11<sup>TH</sup>**

**COACH: ROBIN PINGETON**

DATE	MIZ RANK	OPP RANK	OPPONENT	W/L	SCORE
8-Nov	-	-	@ Saint Louis	W	71-42
10-Nov	-	-	SIU Edwardsville	W	74-59
14-Nov	-	-	Evansville	W	59-48
21-Nov	-	-	Southeast Missouri	W	78-43
22-Nov	-	-	@ UT Martin	W	77-74
26-Nov	-	-	UMKC	W	78-69
29-Nov	-	-	! Hartford	W	68-45
30-Nov	-	-	! Miami	L	68-74
4-Dec	-	-	Oral Roberts	W	86-54
8-Dec	-	-	Bradley	W	126-55
16-Dec	-	-	Belmont	W	82-70
19-Dec	-	-	@ Missouri State	L	53-67
22-Dec	-	-	Western Illinois	W	75-60
2-Jan	-	-	@ Ole Miss	W	85-76
5-Jan	-	-	Arkansas	L	66-69
9-Jan	-	25/21	Georgia	W	66-56
12-Jan	-	9/10	@ Kentucky	L	69-80
16-Jan	-	14/14	LSU	L	68-87
23-Jan	-	17/15	Texas A&M	L	57-62
26-Jan	-	-	@ Mississippi State	L	62-69
30-Jan	-	16/18	Vanderbilt	W	59-54
2-Feb	-	7/8	@ South Carolina	L	62-78
6-Feb	-	16/14	@ LSU	L	58-75
9-Feb	-	-	Alabama	L	56-59
16-Feb	-	-	@ Auburn	W	68-58
20-Feb	-	-	@ Florida	W	81-76
23-Feb	-	10/10	Tennessee	L	50-56
27-Feb	-	-	Ole Miss	W	75-72
2-Mar	-	-	@ Arkansas	L	70-72
5-Mar	-	-	# Mississippi State	L	70-73
19-Mar	-	-	^ Creighton	L	51-77

! - Miami Thanksgiving Tournament - Miami, Fla.

# - SEC Tournament - Duluth, Ga.

^ - WNIT First Round - Omaha, Neb.

## 2014-15

**WON 19, LOST 14; SEC: 7-9, T-7<sup>TH</sup>**

**COACH: ROBIN PINGETON**

DATE	MIZ RANK	OPP RANK	OPPONENT	W/L	SCORE
15-Nov	-	-	Western Illinois	W	89-52
17-Nov	-	-	Southeast Missouri	W	88-42
21-Nov	-	-	! UNLV	W	79-60
23-Nov	-	14/14	! California	L	70-82
30-Nov	-	-	Milwaukee	W	68-55
3-Dec	-	-	Loyola Chicago	W	56-45
6-Dec	-	-	@ Bradley	L	64-76
8-Dec	-	-	Saint Louis	W	74-55
12-Dec	-	-	Colorado	W	53-50
14-Dec	-	-	Northern Illinois	W	47-44
20-Dec	-	-	@ Wake Forest	W	79-64
22-Dec	-	-	UT Martin	W	74-65
30-Dec	-	-	% Missouri State	L	52-57
2-Jan	-	8/9	@ Tennessee	L	53-63
4-Jan	-	17/18	Mississippi State	L	47-53
8-Jan	-	20/19	@ Georgia	L	48-69
11-Jan	-	-	Florida	W	66-47

15-Jan	-	1/1	South Carolina	L	49-60
18-Jan	-	-	@ Arkansas	L	55-73
25-Jan	-	14/14	Kentucky	L	69-89
29-Jan	-	-	@ Florida	W	68-52
2-Feb	-	-	@ LSU	L	65-74
5-Feb	-	14/13	Texas A&M	L	48-55
8-Feb	-	-	Auburn	W	59-49
12-Feb	-	-	@ Alabama	L	64-67
15-Feb	-	-	Ole Miss	W	72-58
22-Feb	-	-	@ Vanderbilt	W	54-51
26-Feb	-	12/12	@ Texas A&M	W	70-69
1-Mar	-	-	Arkansas	W	57-41
5-Mar	-	-	# Georgia	L	64-75
19-Mar	-	-	^ Northern Iowa	W	69-61
22-Mar	-	-	* Kansas State	W	67-48
25-Mar	-	-	\$ Michigan	L	55-65

! - Wahine Classic - Honolulu, Hawaii

% - Sprint Center - Kansas City, Mo.

# - SEC Tournament - Little Rock, Ark.

^ - WNIT First Round - Cedar Falls, Iowa

\* - WNIT Second Round - Manhattan, Kan.

\$ - WNIT Third Round - Ann Arbor, Mich.

## 2015-16

**WON 22, LOST 10; SEC: 8-8, T-7<sup>TH</sup>**

**COACH: ROBIN PINGETON**

DATE	MIZ RANK	OPP RANK	OPPONENT	W/L	SCORE
13-Nov	-	-	@ Missouri State	W	71-55
16-Nov	-	-	Arkansas-Pine Bluff	W	85-34
18-Nov	-	-	@ Wichita State	W	57-37
22-Nov	-	-	Wake Forest	W	94-81
24-Nov	-	-	SIU Edwardsville	W	75-46
27-Nov	-	-	! Northeastern	W	69-56
28-Nov	-	-	! Saint Mary's	W	95-87
2-Dec	-	-	Southeast Missouri	W	74-32
7-Dec	-	-	Loyola Marymount	W	80-48
12-Dec	-	-	@ Colorado	W	79-75
20-Dec	-	-	Lamar	W	91-57
21-Dec	25/NR	-	Texas State	W	82-56
29-Dec	23/NR	-	Charlotte	W	88-71
4-Jan	20/NR	12/11	Tennessee	L	55-71
7-Jan	20/NR	-	@ Georgia	W	54-48
10-Jan	20/NR	2/2	@ South Carolina	L	58-83
14-Jan	24/NR	7/6	Mississippi State	W	66-54
17-Jan	24/NR	-	@ Arkansas	L	52-64
21-Jan	23/NR	13/12	@ Texas A&M (OT)	L	77-81
24-Jan	23/NR	22/23	Florida	W	79-64
28-Jan	22/24	-	LSU	W	52-46
31-Jan	22/24	-	@ Ole Miss	W	60-46
4-Feb	21/21	-	Georgia	L	50-65
7-Feb	21/21	11/12	@ Mississippi State	L	42-52
11-Feb	-	-	Alabama	W	63-52
14-Feb	-	-	Arkansas	W	69-48
21-Feb	-	-	@ Auburn	W	69-55
25-Feb	22/24	15/14	@ Kentucky	L	59-69
28-Feb	22/24	-	Vanderbilt	L	52-56
3-Mar	-	-	# Auburn	L	45-47
19-Mar	-	-	* BYU	W	78-69
21-Mar	-	7/7	% Texas	L	55-73

! - Saint Mary's Hilton Concord Thanksgiving Classic - Moraga, Calif.

# - SEC Tournament - Jacksonville, Fla.

\* - NCAA Tournament First Round - Austin, Texas

% - NCAA Tournament Second Round - Austin, Texas

## 2016-17

**WON 22, LOST 11; SEC: 11-5, T-3<sup>RD</sup>**

# YEAR-BY-YEAR RESULTS

## COACH: ROBIN PINGETON

DATE	MIZ RANK	OPP RANK	OPPONENT	W/L	SCORE
11-Nov	24/NR	-	! Abilene Christian	W	52-46
14-Nov	25/NR	-	! @ Nebraska	W	55-35
17-Nov	25/NR	17/15	! @ Washington	L	66-79
22-Nov	-	-	Indiana State	W	77-48
25-Nov	-	-	# Creighton	W	72-63
26-Nov	-	-	# Georgia Tech	L	70-72
29-Nov	-	-	Western Illinois	W	71-68
2-Dec	-	-	Missouri State	W	73-49
4-Dec	-	-	@ IU/PUI	L	45-73
7-Dec	-	-	SIUE	W	72-60
9-Dec	-	-	Wichita State	W	64-57
17-Dec	-	-	UT Martin	W	80-69
19-Dec	-	-	UC Riverside	W	68-62
21-Dec	-	-	@ Saint Louis	L	61-72
1-Jan	-	-	Georgia	W	63-45
5-Jan	-	24/NR	@ Kentucky	L	62-64
8-Jan	-	-	Alabama	L	58-59
12-Jan	-	-	@ LSU	L	71-80
15-Jan	-	-	@ Vanderbilt	W	74-68
19-Jan	-	25/N	Texas A&M (OT)	W	78-76
23-Jan	-	-	@ Arkansas	W	60-46
26-Jan	-	-	Auburn	W	68-53
30-Jan	-	25/NR	Kentucky	W	73-67
5-Feb	-	5/4	@ Mississippi State	L	53-70
9-Feb	-	24/25	@ Tennessee	L	66-77
12-Feb	-	-	Arkansas	W	67-56
16-Feb	-	-	@ Florida	W	74-67
19-Feb	-	6/5	South Carolina	W	62-60
23-Feb	24/NR	-	Ole Miss	W	100-65
26-Feb	24/NR	-	@ Alabama	W	65-56
3-Mar	23/NR	-	^ Texas A&M	L	48-62
17-Mar	25/NR	-	* South Florida	W	66-64
19-Mar	25/NR	10/13	% Florida State	L	55-73

! - Preseason WNIT

# - Junkanoo Jam - Bimini Islands, Bahamas

^ - SEC Tournament - Greenville, S.C.

\* - NCAA Tournament First Round - Tallahassee, Fla.

% - NCAA Tournament Second Round - Tallahassee, Fla.

## 2017-18

WON 24, LOST 8; SEC: 11-5, T-4<sup>TH</sup>

### COACH: ROBIN PINGETON

DATE	MIZ RANK	OPP RANK	OPPONENT	W/L	SCORE
10-Nov	16/16	-	^ Western Kentucky	L	76-79
11-Nov	16/16	-	^ Quinnipiac	W	66-51
16-Nov	23/NR	-	Wright State	W	82-80
19-Nov	23/NR	-	@ Missouri State	W	69-59
24-Nov	23/19	-	# Coppin State	W	73-50
25-Nov	23/19	21/23	# Cal	W	55-52
30-Nov	19/18	-	Kansas State	W	73-59
2-Dec	19/18	-	New Orleans	W	81-45
8-Dec	17/17	-	Saint Louis	W	70-58
10-Dec	17/17	-	SIUE	W	78-48
17-Dec	16/16	-	* Indiana	W	75-55
18-Dec	16/16	-	* Xavier	W	74-48
22-Dec	16/16	-	Illinois	W	72-55
31-Dec	16/16	-	@ Alabama	W	62-56
4-Jan	15/15	-	LSU	L	65-69
7-Jan	15/15	4/5	South Carolina	W	83-74
11-Jan	12/13	-	@ Vanderbilt	W	81-70
18-Jan	11/12	-	@ Ole Miss	W	67-48
21-Jan	11/12	-	Arkansas	W	88-54
25-Jan	11/11	21/20	@ Georgia	L	50-62
28-Jan	11/11	9/7	@ South Carolina	L	54-64
1-Feb	15/15	2/2	Mississippi State	L	53-57
5-Feb	15/15	-	Florida	W	66-64
8-Feb	15/15	-	Kentucky	W	83-78

12-Feb	13/13	-	@ Arkansas	W	84-58
15-Feb	13/13	-	@ Auburn	W	58-51
18-Feb	13/13	11/11	Tennessee	W	77-73
22-Feb	11/9	-	Vanderbilt	W	83-68
25-Feb	11/9	17/18	@ Texas A&M	L	82-63
1-Mar	14/13	-	! Ole Miss	W	59-50
2-Mar	14/13	19/18	! Georgia	L	41-55
17-Mar	17/15	-	% Florida Gulf Coast	L	70-80

^ - Hawkeye Challenge - Iowa City, Iowa

# - Cal Classic - Berkeley, Calif.

\* - West Palm Invitational - West Palm Beach, Fla.

! - SEC Tournament - Nashville, Tenn.

% - NCAA Tournament First Round - Palo Alto, Calif.

## 2018-19

WON 24, LOST 11; SEC: 10-6, 5<sup>TH</sup>

### COACH: ROBIN PINGETON

DATE	MIZ RANK	OPP RANK	OPPONENT	W/L	SCORE
6-Nov	16/14	-	@ Western Illinois	W	89-64
13-Nov	16/14	-	Missouri State	W	65-61
16-Nov	16/14	-	Green Bay	L	49-56
19-Nov	21/14	-	SIU Edwardsville	W	59-36
23-Nov	21/18	-	^ Michigan	L	54-70
24-Nov	21/18	-	^ Quinnipiac	W	65-51
25-Nov	21/18	-	^ Duke	W	62-54
2-Dec	-	NR/21	@ West Virginia	W	68-51
6-Dec	23/25	-	UMKC	W	66-59
9-Dec	23/25	-	@ Saint Louis	W	74-62
15-Dec	22/24	-	South Dakota	L	61-74
17-Dec	22/24	-	Texas State	W	69-50
21-Dec	-	-	@ Illinois	W	67-45
30-Dec	-	-	Arkansas State	W	70-50
3-Jan	-	-	Ole Miss	W	78-55
6-Jan	-	10/10	@ Tennessee	W	66-64
10-Jan	-	-	Arkansas	W	71-53
13-Jan	-	-	@ Florida	L	56-58
17-Jan	-	-	Georgia	W	61-35
21-Jan	25/NR	19/20	@ South Carolina	L	65-79
24-Jan	25/NR	15/12	@ Kentucky	L	42-51
27-Jan	25/NR	-	Auburn	W	74-65
4-Feb	-	-	@ LSU	L	61-71
7-Feb	-	18/22	Texas A&M (OT)	W	70-65
10-Feb	-	-	Vanderbilt	W	69-46
14-Feb	-	5/5	@ Mississippi State	W	75-67
17-Feb	-	-	Tennessee	L	60-62
24-Feb	NR/25	-	@ Auburn	L	54-58
28-Feb	-	-	@ Arkansas	W	73-67
3-Mar	-	-	Alabama	W	82-47
7-Mar	-	-	% Florida	W	87-56
8-Mar	-	13/13	% Kentucky (OT)	W	70-68
9-Mar	-	5/5	% Mississippi State	L	71-56
22-Mar	-	-	\$ Drake (OT)	W	77-76
24-Mar	-	8/8	@ Iowa	L	52-68

^ Gulf Coast Showcase - Fort Myers, Fla.

@ Big 12/SEC Challenge

% SEC Tournament - Greenville, S.C.

\$ NCAA Tournament First Round - Iowa City, Iowa

@ NCAA Tournament Second Round - Iowa City, Iowa

## 2019-20

WON 9, LOST 22; SEC: 5-11, 11<sup>TH</sup>

# YEAR-BY-YEAR RESULTS

## COACH: ROBIN PINGETON

DATE	MIZ RANK	OPP RANK	OPPONENT	W/L	SCORE
5-Nov	-	-	Western Illinois (OT)	W	97-89
10-Nov	-	-	Nebraska (OT)	L	85-90
13-Nov	-	-	Northern Iowa	L	73-78
16-Nov	-	-	@ Green Bay	L	64-72
21-Nov	-	-	@ South Dakota	L	54-72
24-Nov	-	-	SIU Edwardsville	W	68-51
28-Nov	-	-	^ New Mexico	L	68-71
29-Nov	-	-	^ North Carolina	L	69-82
5-Dec	-	-	Saint Louis	W	83-58
8-Dec	-	-	@ Kansas City	L	56-59
15-Dec	-	20/18	@ Missouri State	L	72-79
18-Dec	-	-	Princeton	L	33-68
20-Dec	-	-	Illinois	L	51-58
2-Jan	-	22/23	@ Tennessee	L	66-77
5-Jan	-	-	LSU	W	69-65
9-Jan	-	13/12	Mississippi State	L	64-79
12-Jan	-	21/21	@ Arkansas	L	73-90
16-Jan	-	1/2	South Carolina	L	45-78
19-Jan	-	-	@ Ole Miss	W	71-57
26-Jan	-	15/15	@ Texas A&M	L	52-73
30-Jan	-	13/13	Kentucky	L	47-62
2-Feb	-	25/25	Arkansas (OT)	L	81-85
6-Feb	-	-	@ Georgia	W	73-65
10-Feb	-	-	@ LSU	L	58-66
16-Feb	-	-	Florida	L	67-75
20-Feb	-	-	@ Vanderbilt	W	78-66
23-Feb	-	-	Ole Miss	W	82-67
27-Feb	-	-	Auburn	L	82-95
1-Mar	-	-	@ Alabama	L	63-71
4-Mar	-	-	! Ole Miss	W	64-53
5-Mar	-	-	! Tennessee	L	51-64

^ - Cancun Challenge (Cancun, Mexico)

! - SEC Tournament in Greenville, S.C.

## 2020-21

WON 9, LOST 13; SEC: 5-19, 9<sup>TH</sup>

### COACH: ROBIN PINGETON

DATE	MIZ RANK	OPP RANK	OPPONENT	W/L	SCORE
27-Nov	-	-	North Alabama	W	96-78
14-Dec	-	-	Missouri State	L	58-72
16-Dec	-	-	New Orleans	W	84-45
19-Dec	-	-	Oral Roberts	W	88-49
20-Dec	-	-	Southern Illinois	W	79-43
31-Dec	-	-	Alabama	L	59-74
3-Jan	-	10/10	at Arkansas	L	88-91
14-Jan	-	-	at Ole Miss	W	86-77
18-Jan	-	-	LSU	L	64-66
24-Jan	-	8/8	Texas A&M	L	66-70
28-Jan	-	-	at Florida	W	61-58
31-Jan	-	15/14	at Kentucky	L	55-61
4-Feb	-	16/15	Arkansas	L	80-85
7-Feb	-	-	at Auburn	W	85-75
11-Feb	-	1/3	at South Carolina	L	62-77
14-Feb	-	24/25	Georgia	L	64-82
21-Feb	-	-	Florida	W	96-80
25-Feb	-	20/21	Tennessee	L	73-78
28-Feb	-	-	at Mississippi State	W	77-57
4-Mar	-	-	! Alabama	L	74-82
19-Mar	-	-	^ Fresno State	L	75-78
20-Mar	-	-	^ Arizona State	L	39-50

^ - WNIT First Round / Consolation Round (Fort Worth, Texas)

! - SEC Tournament in Greenville, S.C.

## 2021-22

WON 18, LOST 13; SEC: 7-9, 9<sup>TH</sup>

## COACH: ROBIN PINGETON

DATE	MIZ RANK	OPP RANK	OPPONENT	W/L	SCORE
11-Nov	-	-	Murray State	W	76-70
14-Nov	-	-	Morgan State	W	73-49
17-Nov	-	-	@ Saint Louis	W	69-53
21-Nov	-	-	Idaho State	W	75-47
23-Nov	-	-	Troy	W	76-63
27-Nov	-	-	^Columbia	W	87-80
28-Nov	-	-	^Lehigh	W	88-67
2-Dec	-	-	SIUE	W	79-46
4-Dec	-	5/7	@ Baylor	L	70-68
10-Dec	-	-	@ Missouri State	L	79-51
12-Dec	-	-	Alabama A&M	W	69-55
20-Dec	-	-	Southern	W	73-54
22-Dec	-	-	@ Illinois	W	84-65
30-Dec	-	1/1	South Carolina	W	70-69 (OT)
2-Jan	-	-	@ Vanderbilt	-	Postponed
6-Jan	-	-	Auburn	W	72-63 (OT)
9-Jan	-	-	@ Arkansas	L	83-73
13-Jan	-	12/12	@ LSU	L	87-85 (OT)
17-Jan	-	13/15	Georgia	L	72-62
20-Jan	-	-	@ Vanderbilt	W	66-52
23-Jan	-	-	Texas A&M	W	78-69
27-Jan	-	-	@ Mississippi State	L	77-62
30-Jan	-	-	@ Alabama	W	77-61
3-Feb	-	RV/25	Ole Miss	L	61-45
10-Feb	-	10/13	@ Tennessee	L	76-62
13-Feb	-	-	Arkansas	L	88-71
17-Feb	-	21/17	@ Georgia	L	74-49
20-Feb	-	-	Mississippi State	W	76-66
24-Feb	-	-	Kentucky	L	78-63
27-Feb	-	21/15	@ Florida	W	78-73
3-Mar	-	-	! Arkansas	L	61-52
17-Mar	-	-	* Drake	L	83-78

^ - Christmas City Basketball Tournament (Bethlehem, Pa.)

! - SEC Tournament in Greenville, S.C.

\* - WNIT (Mizzou Arena)

# ALL-TIME SERIES RECORDS

**ACC..... 7-13**  
 Clemson..... 1-1  
 Duke..... 1-0  
 Florida State..... 2-3  
 Georgia Tech..... 0-2  
 Miami..... 0-2  
 North Carolina..... 0-2  
 North Carolina State..... 0-1  
 Notre Dame..... 0-1  
 Pittsburgh..... 1-0  
 Virginia Tech..... 0-1  
 Wake Forest..... 2-0

**America East..... 1-0**  
 Hartford..... 1-0

**American..... 14-8**  
 Cincinnati..... 1-0  
 Houston..... 2-0  
 Louisville..... 2-0  
 Memphis..... 7-6  
 South Florida..... 1-0  
 SMU..... 0-2  
 UCF..... 1-0

**Atlantic 10..... 27-1**  
 Dayton..... 1-0  
 Duquesne..... 2-0  
 Saint Louis..... 24-1

**Atlantic Sun..... 3-1**  
 Florida Gulf Coast..... 0-1  
 Lipscomb..... 1-0  
 North Florida..... 1-0  
 North Alabama..... 1-0

**Big 12 / Big Eight..... 198-223**  
 Baylor..... 5-17  
 Iowa State..... 46-28  
 Kansas..... 39-40  
 Kansas State..... 38-45  
 Oklahoma..... 29-30  
 Oklahoma State..... 30-25  
 TCU..... 2-0  
 Texas..... 2-23  
 Texas Tech..... 6-14  
 West Virginia..... 1-1

**Big East..... 12-11**  
 Butler..... 0-1  
 Creighton..... 8-8  
 Georgetown..... 1-0  
 Marquette..... 1-0  
 Providence..... 1-0  
 Xavier..... 1-2

**Big Sky..... 6-0**  
 Idaho..... 1-0  
 Idaho State..... 3-0  
 North Dakota..... 1-0  
 Portland State..... 1-0

**Big Ten..... 55-69**  
 Illinois..... 6-9  
 Indiana..... 3-2  
 Iowa..... 1-6  
 Maryland..... 0-1  
 Michigan..... 0-2  
 Minnesota..... 4-5  
 Nebraska..... 33-40  
 Northwestern..... 3-2  
 Ohio State..... 2-0  
 Penn State..... 1-0  
 Rutgers..... 0-2

Wisconsin..... 2-0  
**Big West..... 8-4**  
 Cal Poly Pomona..... 1-0  
 Cal State Fullerton..... 3-0  
 Hawai'i..... 0-1  
 Long Beach State..... 1-2  
 UC Riverside..... 2-0  
 UC Santa Barbara..... 1-1

**Colonial Athletic..... 3-1**  
 James Madison..... 0-1  
 Northeastern..... 1-0  
 Towson..... 1-0  
 UNC Wilmington..... 1-0

**Conference USA..... 14-4**  
 Charlotte..... 2-0  
 Louisiana Tech..... 0-1  
 Marshall..... 0-1  
 Middle Tennessee..... 2-0  
 North Texas..... 2-0  
 Old Dominion..... 0-1  
 Southern Miss..... 0-1  
 Texas San Antonio..... 3-0  
 Tulsa..... 2-0  
 UAB..... 2-0  
 UTEP..... 1-0

**Horizon..... 9-4**  
 Cleveland State..... 1-0  
 Green Bay..... 1-4  
 Milwaukee..... 3-0  
 Wright State..... 3-0  
 Youngstown State..... 1-0

**Ivy League..... 2-1**  
 Princeton..... 1-1  
 Columbia..... 1-0

**MEAC..... 7-0**  
 Coppin State..... 1-0  
 Delaware State..... 1-0  
 Florida A&M..... 2-0  
 Morgan State..... 2-0  
 South Carolina State..... 1-0

**Mid-American..... 12-1**  
 Ball State..... 3-0  
 Eastern Michigan..... 0-1  
 Miami (Ohio)..... 2-0  
 Northern Illinois..... 3-0  
 Ohio..... 1-0  
 Toledo..... 2-0  
 Western Michigan..... 1-0

**Missouri Valley..... 80-27**  
 Bradley..... 9-3  
 Drake..... 2-4  
 Evansville..... 8-0  
 Illinois State..... 11-4  
 Indiana State..... 2-0  
 Loyola Chicago..... 4-0  
 Missouri State\*..... 22-10  
 Northern Iowa..... 6-1  
 Southern Illinois..... 9-5  
 Wichita State..... 7-0

\* - School was named Southwest Missouri State prior to 2005-06 season

**Mountain West..... 6-7**  
 Colorado State..... 0-1  
 Fresno State..... 0-1  
 New Mexico..... 2-2

San Diego State..... 2-2  
 UNLV..... 1-0  
 Wyoming..... 1-1  
**Northeast..... 3-0**  
 Quinnipiac..... 2-0  
 Robert Morris..... 1-0

**Ohio Valley..... 52-4**  
 Austin Peay..... 2-1  
 Belmont..... 1-0  
 Eastern Illinois..... 7-2  
 Eastern Kentucky..... 2-0  
 Murray State..... 6-0  
 SIU Edwardsville..... 7-0  
 Southeast Missouri..... 17-1  
 Tennessee State..... 1-0  
 Tennessee Tech..... 3-0  
 UT Martin..... 6-0

**Pac-12..... 36-54**  
 Arizona..... 1-0  
 Arizona State..... 0-2  
 California..... 1-1  
 Colorado..... 29-42  
 Oregon..... 1-0  
 Oregon State..... 1-0  
 Stanford..... 1-4  
 UCLA..... 2-0  
 USC..... 0-4  
 Washington..... 0-1

**Patriot League..... 1-1**  
 Holy Cross..... 0-1  
 Lehigh..... 1-0

**SEC..... 95-123**  
 Alabama..... 7-8  
 Arkansas..... 12-18  
 Auburn..... 9-6  
 Florida..... 11-2  
 Georgia..... 6-11  
 Kentucky..... 4-10  
 LSU..... 4-12  
 Mississippi State..... 4-10  
 Ole Miss..... 12-2  
 South Carolina..... 4-8  
 Tennessee..... 3-13  
 Texas A&M..... 11-20  
 Vanderbilt..... 8-3

**Southern..... 4-1**  
 Centenary..... 1-0  
 Chattanooga..... 2-0  
 Davidson..... 1-0  
 Samford..... 0-1

**Southland..... 21-6**  
 Abilene Christian..... 1-0  
 Lamar..... 3-0  
 McNeese State..... 1-0  
 New Orleans..... 3-1  
 Nicholls State..... 1-0  
 Northwestern State..... 0-1  
 Oral Roberts..... 6-0  
 Sam Houston State..... 2-0  
 Southeastern Louisiana..... 2-0  
 Stephen F. Austin..... 1-4  
 Texas A&M-Corpus Christi..... 2-0

**Summit..... 17-6**  
 IUPUI..... 1-1  
 Omaha..... 1-0  
 Oral Roberts..... 1-0

South Dakota..... 1-2  
 South Dakota State..... 1-2  
 Western Illinois..... 12-1

**Sun Belt..... 10-6**  
 Arkansas State..... 3-2  
 Louisiana..... 0-1  
 ULM..... 0-1  
 South Alabama..... 1-1  
 Texas State..... 3-0  
 Troy..... 2-0  
 Western Kentucky..... 1-1

**SWAC..... 17-1**  
 Alabama A&M..... 2-0  
 Alabama State..... 1-0  
 Alcorn State..... 1-0  
 Arkansas-Pine Bluff..... 6-0  
 Jackson State..... 1-1  
 Mississippi Valley State..... 2-0  
 Prairie View A&M..... 1-0  
 Southern..... 2-0  
 Texas Southern..... 1-0

**West Coast..... 10-1**  
 BYU..... 6-0  
 Loyola Marymount..... 1-0  
 Pepperdine..... 1-1  
 Saint Mary's..... 2-0

**Western Athletic..... 20-2**  
 Chicago State..... 5-0  
 Texas Rio Grande Valley..... 2-0  
 Kansas City..... 13-2

**Other..... 74-29**  
 Bethany..... 1-0  
 Central Missouri..... 10-6  
 Claremore JC..... 1-0  
 Columbia College..... 2-0  
 Delta State..... 2-0  
 Graceland..... 1-0  
 Grand View..... 1-3  
 Midland..... 1-0  
 Mississippi Women's..... 1-0  
 Missouri S&T..... 3-0  
 Missouri-St. Louis..... 6-3  
 Missouri Western..... 2-0  
 Moberly CC..... 2-0  
 Montclair State..... 1-0  
 NJIT..... 1-0  
 Northeastern Illinois..... 2-0  
 Northwest Missouri State..... 13-5  
 Northwestern Oklahoma..... 1-0  
 Oklahoma Baptist..... 1-0  
 Oklahoma City..... 1-0  
 Phillips..... 0-2  
 Pittsburg State..... 2-0  
 Queens..... 0-1  
 Seminole JC..... 0-1  
 Simpson..... 1-0  
 Southern Connecticut..... 0-1  
 Southwest Baptist..... 1-0  
 St. Louis CC-Meramec..... 1-0  
 Texas Women's..... 1-0  
 Truman State..... 7-1  
 U.S. International..... 1-0  
 Valdosta State..... 1-1  
 Wayland Baptist..... 3-4  
 WESCO..... 1-0  
 William Penn..... 2-1

# ALL-TIME SERIES VS. SEC

## Alabama

*[Mizzou leads, 8-7]*

1-7-81	W	69-67
Tuscaloosa, Ala.		
3-13-02	L	67-68
Columbia, Mo. (WNIT)		
11-24-06	W	78-70
Moraga, Calif. (St. Mary's Hilton Concord Thanksgiving Tournament)		
3-3-13	W	88-64
Tuscaloosa, Ala.		
2-9-14	L	56-59
Columbia, Mo.		
2-12-15	L	64-67
Tuscaloosa, Ala.		
2-11-16	W	63-52
Columbia, Mo.		
1-8-17	L	58-59
Columbia, Mo.		
2-26-17	W	65-56
Tuscaloosa, Ala.		
12-31-17	W	62-56
Tuscaloosa, Ala.		
3-3-19	W	82-47
Columbia, Mo.		
3-1-20	L	61-73
Tuscaloosa, Ala.		
12-31-20	L	59-74
Columbia, Mo.		
3-4-21	L	74-82
Greenville, S.C. (SEC Tournament)		
1-30-22	W	77-61
Tuscaloosa, Ala.		

## Arkansas

*[Arkansas leads, 18-13]*

3-12-86	W	66-65
Columbia, Mo. (NCAA Tournament)		
11-30-86	W	69-66
Bowling Green, Ky. (Western Kentucky Invitational)		
12-30-97	L	79-80
Fayetteville, Ark.		
12-19-98	L	60-80
Fayetteville, Ark.		
11-22-99	L	76-83
Columbia, Mo.		
3-18-00	L	88-89 (OT)
Fayetteville, Ark.		
11-20-00	W	79-67
Columbia, Mo.		
11-28-07	L	53-66
Columbia, Mo.		
12-21-08	W	56-55
Fayetteville, Ark.		
1-24-13	L	50-58
Columbia, Mo.		
2-17-13	L	40-61
Fayetteville, Ark.		
1-5-14	L	66-69
Columbia, Mo.		
3-2-14	L	70-72
Fayetteville, Ark.		
1-18-15	L	55-73
Fayetteville, Ark.		
3-1-15	W	57-41
Columbia, Mo.		
1-17-16	L	52-64
Fayetteville, Ark.		
2-14-16	W	69-48
Columbia, Mo.		
1-23-17	W	60-46
Fayetteville, Ark.		
2-12-17	W	67-56
Columbia, Mo.		

1-21-18	W	88-54
Columbia, Mo.		
2-12-18	W	84-58
Fayetteville, Ark.		
1-10-19	W	71-53
Columbia, Mo.		
2-18-19	W	73-67
Fayetteville, Ark.		
1-12-20	L	73-90
Fayetteville, Ark.		
2-2-20	L	81-85 (OT)
Columbia, Mo.		
1/3/21	L	88-91
Fayetteville, Ark.		
2-4-21	L	80-85
Columbia, Mo.		
1-9-22	L	83-73
Fayetteville, Ark.		
2-13-22	L	88-71
Columbia, Mo.		
3-3-22	L	61-52 (OT)
Nashville, Tenn.		

## Auburn

*[Mizzou leads, 9-6]*

3-19-83	L	76-89
Auburn, Ala.		
1-3-85	L	62-75
Coral Gables, Fla. (Court Classic)		
1-6-13	W	82-76
Columbia, Mo.		
2-24-13	L	59-67
Auburn, Ala.		
2-16-14	W	68-58
Auburn, Ala.		
2-8-15	W	59-49
Columbia, Mo.		
2-21-16	W	69-55
Auburn, Ala.		
3-3-16	L	45-47
Jacksonville, Fla. (SEC Tournament)		
1-26-17	W	68-53
Columbia, Mo.		
2-15-18	W	59-51
Auburn, Ala.		
1-17-19	W	74-65
Columbia, Mo.		
2-24-19	L	54-58
Auburn, Ala.		
2-27-20	L	82-95
Columbia, Mo.		
2-7-21	W	85-75
Auburn, Ala.		
1-6-22	W	72-63
Columbia, Mo.		

## Florida

*[Mizzou leads, 11-2]*

1-31-13	W	69-64
Columbia, Mo.		
2-20-14	W	81-76
Gainesville, Fla.		
1-11-15	W	66-47
Columbia, Mo.		
1-29-15	W	68-52
Gainesville, Fla.		
1-24-16	W	79-64
Columbia, Mo.		
2-16-17	W	74-67
Gainesville, Fla.		
2-5-18	W	66-64
Columbia, Mo.		
1-13-19	L	56-58
Gainesville, Fla.		

3-7-19	W	87-56
Greenville, S.C. (SEC Tournament)		
2-16-20	L	67-75
Columbia, Mo.		
1-28-21	W	61-58
Gainesville, Fla.		
2-21-21	W	96-80
Columbia, Mo.		
2-27-22	W	78-73
Gainesville, Fla.		

## Georgia

*[Georgia leads, 11-6]*

12-15-84	L	67-70
Columbia, Mo. (Mid-America Classic)		
1-8-87	L	67-80
Athens, Ga.		
3-18-01	W	78-65
Athens, Ga. (NCAA Tournament)		
1-3-13	L	46-77
Athens, Ga.		
1-9-14	W	66-56
Columbia, Mo.		
1-8-15	L	48-69
Athens, Ga.		
3-5-15	L	64-75
Little Rock, Ark. (SEC Tournament)		
1-7-16	W	54-48
Athens, Ga.		
2-4-16	L	50-65
Columbia, Mo.		
1-1-17	W	63-45
Columbia, Mo.		
1-25-18	L	50-62
Athens, Ga.		
3-2-18	L	41-55
Nashville, Tenn. (SEC Tournament)		
1-17-19	W	61-35
Columbia, Mo.		
2-6-20	W	73-65
Athens, Ga.		
2-14-21	L	64-82
Columbia, Mo.		
1-17-22	L	72-62
Columbia, Mo.		
2-17-22	L	74-49
Athens, Ga.		

## Kentucky

*[Kentucky leads, 10-4]*

11-25-89	L	84-102
Lexington, Ky. (Lady Kat Invitational)		
11-25-00	W	89-51
Malibu, Calif. (Pepperdine Classic)		
1-13-13	L	43-69
Columbia, Mo.		
1-12-14	L	69-80
Lexington, Ky.		
1-25-15	L	69-83
Columbia, Mo.		
2-25-16	L	59-69
Lexington, Ky.		
1-5-17	L	62-64
Lexington, Ky.		
1-30-17	W	73-67
Columbia, Mo.		
2-8-18	W	83-78
Columbia, Mo.		
1-24-19	L	41-52
Lexington, Ky.		
3-8-19	W	70-68 (OT)
Greenville, S.C. (SEC Tournament)		
1-30-20	L	47-62
Columbia, Mo.		

1-31-21	L	55-61
Lexington, Ky.		
2-24-22	L	78-63
Columbia, Mo.		

## LSU

*[LSU leads, 12-4]*

11-29-80	W	69-66
Plainview, Texas (Wayland Baptist Tournament)		
3-18-84	L	82-92
Baton Rouge, La. (NCAA Tournament)		
1-2-88	W	67-51
Baton Rouge, La.		
11-27-89	L	50-56
Columbia, Mo.		
2-22-13	L	74-78 (OT)
Columbia, Mo.		
1-16-14	L	68-87
Columbia, Mo.		
2-6-14	L	58-75
Baton Rouge, La.		
2-2-15	L	65-74
Baton Rouge, La.		
1-28-16	W	52-46
Columbia, Mo.		
1-12-17	L	71-80
Baton Rouge, La.		
1-4-18	L	65-69
Columbia, Mo.		
2-4-19	L	51-61
Baton Rouge, La.		
1-5-20	W	69-65
Columbia, Mo.		
2-10-20	L	58-66
Baton Rouge, La.		
1-18-21	L	64-66
Columbia, Mo.		
1-13-22	L	87-85 (OT)
Baton Rouge, La.		

## Ole Miss

*[Mizzou leads, 12-2]*

1-5-81	L	58-64
Oxford, Miss.		
1-20-13	W	73-72 (OT)
Oxford, Miss.		
1-2-14	W	85-76
Oxford, Miss.		
2-27-14	W	75-72
Columbia, Mo.		
2-15-15	W	72-58
Columbia, Mo.		
1-31-16	W	60-46
Oxford, Miss.		
2-23-17	W	100-65
Columbia, Mo.		
1-18-18	W	67-48
Oxford, Miss.		
3-2-18	W	59-50
Nashville, Tenn. (SEC Tournament)		
1-19-20	W	71-57
Oxford, Miss.		
2-23-20	W	82-67
Columbia, Mo.		
3-4-20	W	64-53
Greenville, S.C. (SEC Tournament)		
1-14-21	W	86-77
Oxford, Miss.		
2-3-22	L	61-45
Columbia, Mo.		

## Mississippi State

*[Mississippi State leads, 10-4]*

2-10-13	L	56-61
---------	---	-------

Columbia, Mo.		
1-26-14	L	62-69
Starkville, Miss.		
3-5-14	L	70-73
Duluth, Ga. (SEC Tournament)		
1-4-15	L	47-53
Columbia, Mo.		
1-14-16	W	66-54
Columbia, Mo.		
2-7-16	L	42-52
Starkville, Miss.		
2-5-17	L	53-70
Starkville, Miss.		
2-1-18	L	53-57
Columbia, Mo.		
2-14-19	W	75-67
Starkville, Miss.		
3-9-19	L	56-71
Greenville, S.C. (SEC Tournament)		
1-9-20	L	64-79
Columbia, Mo.		
2-28-21	W	77-57
Starkville, Miss.		
1-27-22	L	77-62
Starkville, Miss.		
2-20-22	W	76-66
Columbia, Mo.		

### South Carolina

*[South Carolina leads, 8-4]*

11-24-01	L	60-72
Durham, N.C. (Duke Classic)		
2-28-13	W	65-58
Columbia, Mo.		
2-2-14	L	62-78
Columbia, S.C.		
1-15-15	L	49-60
Columbia, Mo.		
1-10-16	L	58-83
Columbia, S.C.		
2-19-17	W	62-60
Columbia, Mo.		
1-7-18	W	83-74
Columbia, Mo.		
1-28-18	L	54-64
Columbia, S.C.		
1-21-19	L	65-79
Columbia, S.C.		
1-16-20	L	45-78
Columbia, Mo.		
2-11-21	L	62-77
Columbia, S.C.		
12-20-21	W	70-69 (OT)
Columbia, Mo.		

### Tennessee

*[Tennessee leads, 13-3]*

1-14-78	L	83-101
Knoxville, Tenn.		
12-9-78	L	61-74
Columbia, Mo.		
11-25-10	L	44-82
St. Thomas, U.S. Virgin Islands (Paradise Jam)		
1-10-13	L	39-84
Knoxville, Tenn.		
2-3-13	W	80-63
Columbia, Mo.		
2-23-14	L	50-56
Columbia, Mo.		
1-2-15	L	53-63
Knoxville, Tenn.		
1-4-16	L	55-71
Columbia, Mo.		
2-9-17	L	66-77

Knoxville, Tenn.		
2-18-18	W	77-73
Columbia, Mo.		
1-6-19	W	66-64
Knoxville, Tenn.		
2-17-19	L	60-62
Columbia, Mo.		
1-2-20	L	66-77
Knoxville, Tenn.		
3-5-20	L	51-64
Greenville, S.C. (SEC Tournament)		
2-25-21	L	73-78
Columbia, Mo.		
2-10-22	L	76-62
Knoxville, Tenn.		

### Texas A&M

*[Texas A&M leads, 20-12]*

1-29-97	W	91-80
Columbia, Mo.		
1-31-98	L	61-76
College Station, Texas		
1-9-99	W	68-63
Columbia, Mo.		
2-16-00	L	55-66
College Station, Texas		
1-10-01	W	69-61
Columbia, Mo.		
3-6-01	W	75-65
Kansas City, Mo. (Big 12 Tournament)		
2-16-02	L	61-85
College Station, Texas		
3-5-03	W	64-51
Columbia, Mo.		
3-3-04	W	61-60
College Station, Texas		
2-12-05	W	63-46
Columbia, Mo.		
1-21-06	L	52-72
College Station, Texas		
2-7-07	L	63-69
Columbia, Mo.		
1-29-08	L	43-62
College Station, Texas		
3-12-08	L	39-65
Kansas City, Mo. (Big 12 Tournament)		
1-10-09	L	56-62
Columbia, Mo.		
2-3-10	L	55-65
College Station, Texas		
1-15-11	L	40-85
Columbia, Mo.		
1-18-12	L	52-78
College Station, Texas		
2-14-12	L	52-56
Columbia, Mo.		
1-27-13	L	58-77
College Station, Texas		
1-23-14	L	57-62
Columbia, Mo.		
2-5-15	L	48-55
Columbia, Mo.		
2-26-15	W	70-69
College Station, Texas		
1-21-16	L	77-81 (OT)
College Station, Texas		
1-19-17	W	78-76 (OT)
Columbia, Mo.		
3-3-17	L	48-62
Greenville, S.C. (SEC Tournament)		
2-25-18	L	63-82
College Station, Texas		
2-7-19	W	70-65 (OT)

Columbia, Mo.		
1-26-20	L	53-72
College Station, Texas		
1-24-21	L	66-70
Columbia, Mo.		
1-23-22	W	78-69
Columbia, Mo.		

### Vanderbilt

*[Mizzou leads, 7-3]*

2-14-13	L	46-62
Nashville, Tenn.		
3-7-13	L	40-53
Duluth, Ga. (SEC Tournament)		
1-30-14	W	59-54
Columbia, Mo.		
2-22-15	W	54-51
Nashville, Tenn.		
2-28-16	L	52-56
Columbia, Mo.		
1-15-17	W	74-68
Nashville, Tenn.		
1-11-18	W	81-70
Nashville, Tenn.		
2-22-18	W	83-68
Columbia, Mo.		
2-10-19	W	69-46
Columbia, Mo.		
2-20-20	W	78-66
Nashville, Tenn.		
1-20-22	W	66-52
Nashville, Tenn.		

# ALL-TIME SERIES VS. NON-CON

<b>Abilene Christian</b> <i>[Mizzou leads, 1-0]</i> 11-11-16 W 52-46 Columbia, Mo. (Preseason WNIT)	Columbia, Mo. (WNIT) 12-5-09 W 66-55 Columbia, Mo. 12-1-10 W 56-45 Munice, Ind.	Columbia, Mo. 11-20-99 W 92-49 Peoria, Ill. 11-26-02 W 77-76 Columbia, Mo. 11-23-03 W 77-58 Peoria, Ill. 12-9-08 W 83-54 Columbia, Mo. 12-8-09 W 52-46 Peoria, Ill. 12-8-13 W 126-55 Columbia, Mo. 12-6-14 L 64-76 Peoria, Ill.	1-30-78 W 84-65 Columbia, Mo. 1-30-79 L 86-98 Warrensburg, Mo. 2-24-79 W 67-63 Warrensburg, Mo. (MAIAW State Tournament) 1-29-80 W 70-64 Columbia, Mo. 2-29-80 L 69-80 Pittsburg, Kan. (AIAW Sub-Regional) 1-28-81 W 73-70 Columbia, Mo. 2-17-81 W 82-70 Warrensburg, Mo. 2-9-82 W 68-66 Warrensburg, Mo. 2-16-82 W 72-64 (OT) Columbia, Mo. 12-7-82 W 80-65 Columbia, Mo. 12-2-87 W 84-54 Columbia, Mo.
<b>Alabama A&amp;M</b> <i>[Mizzou leads, 2-0]</i> 12-3-06 W 76-54 Columbia, Mo. (Lady Tiger Classic) 12-12-21 W 69-55 Columbia, Mo.	<b>Baylor</b> <i>[Baylor leads, 17-5]</i> 3-25-77 L 75-85 Minneapolis, Minn. (AIAW Nationals) 1-2-90 W 68-56 Waco, Texas 1-15-97 L 64-67 Waco, Texas 1-28-98 L 62-69 Columbia, Mo. 1-27-99 L 54-78 Waco, Texas 3-1-99 W 60-55 Kansas City, Mo. (Big 12 Tournament) 1-8-99 W 78-44 Columbia, Mo. 2-17-01 L 81-97 Waco, Texas 1-19-02 L 59-80 Columbia, Mo. 1-8-03 L 65-71 Waco, Texas 2-11-04 L 59-83 Columbia, Mo. 2-16-05 L 57-74 Waco, Texas 3-9-05 L 52-70 Kansas City, Mo. (Big 12 Tournament) 1-4-06 W 64-61 Columbia, Mo. 1-31-07 L 70-71 Waco, Texas 1-23-08 L 57-72 Columbia, Mo. 2-14-09 L 43-72 Waco, Texas 1-23-10 W 70-62 Columbia, Mo. 3-2-11 L 52-84 Waco, Texas 1-4-12 L 46-90 Waco, Texas 2-1-12 L 41-71 Columbia, Mo. 12-4-21 L 70-68 Columbia, Mo.	<b>Butler</b> <i>[Butler leads, 1-0]</i> 12-7-96 L 54-66 Columbia, Mo. (Mid-America Classic)	<b>Chicago State</b> <i>[Mizzou leads, 5-0]</i> 12-29-89 W 104-44 Columbia, Mo. 12-18-90 W 91-59 Columbia, Mo. 12-13-91 W 83-50 Columbia, Mo. 1-6-09 W 63-42 Columbia, Mo. 11-12-12 W 88-55 Columbia, Mo.
<b>Alabama State</b> <i>[Mizzou leads, 1-0]</i> 12-20-05 W 68-62 Columbia, Mo.	<b>BYU</b> <i>[BYU leads, 6-0]</i> 11-22-79 W 90-70 Plainview, Texas (Wayland Baptist Tournament) 12-14-84 W 104-102 (OT) Columbia, Mo. (Mid-America Classic) 12-3-88 W 83-70 Evanston, Ill. (Northwestern Tournament) 11-23-90 W 70-63 Bloomington, Ind. (IU Classic) 12-6-97 W 71-66 Columbia, Mo. (Mid-America Classic) 3-19-16 W 78-69 Austin, Texas (NCAA Tournament)	<b>Cal Poly Pomona</b> <i>[Mizzou leads, 1-0]</i> 1-10-80 W 83-74 Pomona, Calif.	<b>Cincinnati</b> <i>[Mizzou leads, 1-0]</i> 12-6-96 W 55-49 Columbia, Mo. (Mid-America Classic)
<b>Alcorn State</b> <i>[Mizzou leads, 1-0]</i> 12-5-03 W 103-41 Columbia, Mo. (Lady Tiger Classic)	<b>California</b> <i>[Series tied, 1-1]</i> 11-23-14 L 70-82 Honolulu, Hawaii (Wahine Classic) 11-25-17 W 55-52 Berkeley, Calif. (Cal Classic)	<b>Cal State Fullerton</b> <i>[Mizzou leads, 3-0]</i> 12-8-78 W 66-64 Columbia, Mo. (Mid-America Classic) 1-7-80 W 80-61 Fullerton, Calif. 12-2-89 W 71-55 Columbia, Mo. (Mid-America Classic)	<b>Claremore Junior College</b> <i>[Mizzou leads, 1-0]</i> 11-25-76 W 57-52 Springfield, Mo. (Turkey Tournament)
<b>Arizona</b> <i>[Mizzou leads, 1-0]</i> 11-29-85 W 86-62 Peoria, Ill. (Bradley Invitational)	<b>Belmont</b> <i>[Mizzou leads, 1-0]</i> 12-16-13 W 82-70 Columbia, Mo.	<b>Centenary</b> <i>[Mizzou leads, 1-0]</i> 12-3-99 W 111-31 Columbia, Mo. (Mid-America Classic)	<b>Clemson</b> <i>[Series tied, 1-1]</i> 11-28-81 L 52-68 Plainview, Texas (Wayland Baptist Tournament) 11-11-05 W 78-54 Tempe, Ariz. (WBCA Classic)
<b>Arizona State</b> <i>[Arizona State leads, 2-0]</i> 11-12-05 L 54-69 Tempe, Ariz. (WBCA Classic) 3/20/21 L 39-50 Fort Worth, Tex. (WNIT)	<b>Bethany College</b> <i>[Mizzou leads, 1-0]</i> 1-3-77 W 119-21 Bethany, W.V.	<b>Central Missouri</b> <i>[Mizzou leads, 10-6]</i> 1-20-75 L 68-93 Warrensburg, Mo. 12-9-75 L 61-77 Columbia, Mo. 2-8-77 L 63-73 Warrensburg, Mo. 2-26-77 L 88-91 (OT) St. Louis, Mo. (MAIAW State Tournament) 3-11-77 W 71-69 Decorah, Iowa (AIAW Region VI Championships)	<b>Cleveland State</b> <i>[Mizzou leads, 1-0]</i> 11-17-84 W 119-70 Columbia, Mo.
<b>Arkansas-Pine Bluff</b> <i>[Mizzou leads, 6-0]</i> 12-20-01 W 102-47 Columbia, Mo. 12-2-05 W 79-51 Columbia, Mo. (Lady Tiger Classic) 12-29-06 W 94-52 Columbia, Mo. 12-21-09 W 81-50 Columbia, Mo. 12-8-12 W 97-59 Columbia, Mo. 11-16-15 W 85-34 Columbia, Mo.	<b>Bradley</b> <i>[Mizzou leads, 9-3]</i> 11-30-85 W 89-68 Peoria, Ill. (Bradley Invitational) 12-19-86 W 106-64 Columbia, Mo. 11-28-93 L 75-84 Peoria, Ill. 11-27-94 L 78-83 Columbia, Mo. 11-19-98 W 73-57	<b>Cal State Fullerton</b> <i>[Mizzou leads, 3-0]</i> 12-8-78 W 66-64 Columbia, Mo. (Mid-America Classic) 1-7-80 W 80-61 Fullerton, Calif. 12-2-89 W 71-55 Columbia, Mo. (Mid-America Classic)	<b>Claremore Junior College</b> <i>[Mizzou leads, 1-0]</i> 11-25-76 W 57-52 Springfield, Mo. (Turkey Tournament)
<b>Arkansas State</b> <i>[Mizzou leads, 3-2]</i> 11-25-88 W 88-75 Jonesboro, Ark. 12-15-96 L 55-68 Columbia, Mo. 11-19-05 L 67-70 Jonesboro, Ark. 11-17-06 W 74-53 Columbia, Mo. 12-30-18 W 70-50 Columbia, Mo.	<b>Bethany College</b> <i>[Mizzou leads, 1-0]</i> 1-3-77 W 119-21 Bethany, W.V.	<b>Centenary</b> <i>[Mizzou leads, 1-0]</i> 12-3-99 W 111-31 Columbia, Mo. (Mid-America Classic)	<b>Clemson</b> <i>[Series tied, 1-1]</i> 11-28-81 L 52-68 Plainview, Texas (Wayland Baptist Tournament) 11-11-05 W 78-54 Tempe, Ariz. (WBCA Classic)
<b>Austin Peay</b> <i>[Mizzou leads, 2-1]</i> 12-6-91 W 98-55 Columbia, Mo. (Mid-America Classic) 12-7-02 L 53-66 Columbia, Mo. (Lady Tiger Classic) 11-28-03 W 78-49 Green Bay, Wis. (Oheida B&C Holiday Tournament)	<b>Ball State</b> <i>[Mizzou leads, 3-0]</i> 3-24-03 W 88-77	<b>Central Missouri</b> <i>[Mizzou leads, 10-6]</i> 1-20-75 L 68-93 Warrensburg, Mo. 12-9-75 L 61-77 Columbia, Mo. 2-8-77 L 63-73 Warrensburg, Mo. 2-26-77 L 88-91 (OT) St. Louis, Mo. (MAIAW State Tournament) 3-11-77 W 71-69 Decorah, Iowa (AIAW Region VI Championships)	<b>Cleveland State</b> <i>[Mizzou leads, 1-0]</i> 11-17-84 W 119-70 Columbia, Mo.
<b>Austin Peay</b> <i>[Mizzou leads, 2-1]</i> 12-6-91 W 98-55 Columbia, Mo. (Mid-America Classic) 12-7-02 L 53-66 Columbia, Mo. (Lady Tiger Classic) 11-28-03 W 78-49 Green Bay, Wis. (Oheida B&C Holiday Tournament)	<b>Ball State</b> <i>[Mizzou leads, 3-0]</i> 3-24-03 W 88-77	<b>Central Missouri</b> <i>[Mizzou leads, 10-6]</i> 1-20-75 L 68-93 Warrensburg, Mo. 12-9-75 L 61-77 Columbia, Mo. 2-8-77 L 63-73 Warrensburg, Mo. 2-26-77 L 88-91 (OT) St. Louis, Mo. (MAIAW State Tournament) 3-11-77 W 71-69 Decorah, Iowa (AIAW Region VI Championships)	<b>Cleveland State</b> <i>[Mizzou leads, 1-0]</i> 11-17-84 W 119-70 Columbia, Mo.
<b>Austin Peay</b> <i>[Mizzou leads, 2-1]</i> 12-6-91 W 98-55 Columbia, Mo. (Mid-America Classic) 12-7-02 L 53-66 Columbia, Mo. (Lady Tiger Classic) 11-28-03 W 78-49 Green Bay, Wis. (Oheida B&C Holiday Tournament)	<b>Ball State</b> <i>[Mizzou leads, 3-0]</i> 3-24-03 W 88-77	<b>Central Missouri</b> <i>[Mizzou leads, 10-6]</i> 1-20-75 L 68-93 Warrensburg, Mo. 12-9-75 L 61-77 Columbia, Mo. 2-8-77 L 63-73 Warrensburg, Mo. 2-26-77 L 88-91 (OT) St. Louis, Mo. (MAIAW State Tournament) 3-11-77 W 71-69 Decorah, Iowa (AIAW Region VI Championships)	<b>Cleveland State</b> <i>[Mizzou leads, 1-0]</i> 11-17-84 W 119-70 Columbia, Mo.
<b>Austin Peay</b> <i>[Mizzou leads, 2-1]</i> 12-6-91 W 98-55 Columbia, Mo. (Mid-America Classic) 12-7-02 L 53-66 Columbia, Mo. (Lady Tiger Classic) 11-28-03 W 78-49 Green Bay, Wis. (Oheida B&C Holiday Tournament)	<b>Ball State</b> <i>[Mizzou leads, 3-0]</i> 3-24-03 W 88-77	<b>Central Missouri</b> <i>[Mizzou leads, 10-6]</i> 1-20-75 L 68-93 Warrensburg, Mo. 12-9-75 L 61-77 Columbia, Mo. 2-8-77 L 63-73 Warrensburg, Mo. 2-26-77 L 88-91 (OT) St. Louis, Mo. (MAIAW State Tournament) 3-11-77 W 71-69 Decorah, Iowa (AIAW Region VI Championships)	<b>Cleveland State</b> <i>[Mizzou leads, 1-0]</i> 11-17-84 W 119-70 Columbia, Mo.
<b>Austin Peay</b> <i>[Mizzou leads, 2-1]</i> 12-6-91 W 98-55 Columbia, Mo. (Mid-America Classic) 12-7-02 L 53-66 Columbia, Mo. (Lady Tiger Classic) 11-28-03 W 78-49 Green Bay, Wis. (Oheida B&C Holiday Tournament)	<b>Ball State</b> <i>[Mizzou leads, 3-0]</i> 3-24-03 W 88-77	<b>Central Missouri</b> <i>[Mizzou leads, 10-6]</i> 1-20-75 L 68-93 Warrensburg, Mo. 12-9-75 L 61-77 Columbia, Mo. 2-8-77 L 63-73 Warrensburg, Mo. 2-26-77 L 88-91 (OT) St. Louis, Mo. (MAIAW State Tournament) 3-11-77 W 71-69 Decorah, Iowa (AIAW Region VI Championships)	<b>Cleveland State</b> <i>[Mizzou leads, 1-0]</i> 11-17-84 W 119-70 Columbia, Mo.
<b>Austin Peay</b> <i>[Mizzou leads, 2-1]</i> 12-6-91 W 98-55 Columbia, Mo. (Mid-America Classic) 12-7-02 L 53-66 Columbia, Mo. (Lady Tiger Classic) 11-28-03 W 78-49 Green Bay, Wis. (Oheida B&C Holiday Tournament)	<b>Ball State</b> <i>[Mizzou leads, 3-0]</i> 3-24-03 W 88-77	<b>Central Missouri</b> <i>[Mizzou leads, 10-6]</i> 1-20-75 L 68-93 Warrensburg, Mo. 12-9-75 L 61-77 Columbia, Mo. 2-8-77 L 63-73 Warrensburg, Mo. 2-26-77 L 88-91 (OT) St. Louis, Mo. (MAIAW State Tournament) 3-11-77 W 71-69 Decorah, Iowa (AIAW Region VI Championships)	<b>Cleveland State</b> <i>[Mizzou leads, 1-0]</i> 11-17-84 W 119-70 Columbia, Mo.
<b>Austin Peay</b> <i>[Mizzou leads, 2-1]</i> 12-6-91 W 98-55 Columbia, Mo. (Mid-America Classic) 12-7-02 L 53-66 Columbia, Mo. (Lady Tiger Classic) 11-28-03 W 78-49 Green Bay, Wis. (Oheida B&C Holiday Tournament)	<b>Ball State</b> <i>[Mizzou leads, 3-0]</i> 3-24-03 W 88-77	<b>Central Missouri</b> <i>[Mizzou leads, 10-6]</i> 1-20-75 L 68-93 Warrensburg, Mo. 12-9-75 L 61-77 Columbia, Mo. 2-8-77 L 63-73 Warrensburg, Mo. 2-26-77 L 88-91 (OT) St. Louis, Mo. (MAIAW State Tournament) 3-11-77 W 71-69 Decorah, Iowa (AIAW Region VI Championships)	<b>Cleveland State</b> <i>[Mizzou leads, 1-0]</i> 11-17-84 W 119-70 Columbia, Mo.
<b>Austin Peay</b> <i>[Mizzou leads, 2-1]</i> 12-6-91 W 98-55 Columbia, Mo. (Mid-America Classic) 12-7-02 L 53-66 Columbia, Mo. (Lady Tiger Classic) 11-28-03 W 78-49 Green Bay, Wis. (Oheida B&C Holiday Tournament)	<b>Ball State</b> <i>[Mizzou leads, 3-0]</i> 3-24-03 W 88-77	<b>Central Missouri</b> <i>[Mizzou leads, 10-6]</i> 1-20-75 L 68-93 Warrensburg, Mo. 12-9-75 L 61-77 Columbia, Mo. 2-8-77 L 63-73 Warrensburg, Mo. 2-26-77 L 88-91 (OT) St. Louis, Mo. (MAIAW State Tournament) 3-11-77 W 71-69 Decorah, Iowa (AIAW Region VI Championships)	<b>Cleveland State</b> <i>[Mizzou leads, 1-0]</i> 11-17-84 W 119-70 Columbia, Mo.
<b>Austin Peay</b> <i>[Mizzou leads, 2-1]</i> 12-6-91 W 98-55 Columbia, Mo. (Mid-America Classic) 12-7-02 L 53-66 Columbia, Mo. (Lady Tiger Classic) 11-28-03 W 78-49 Green Bay, Wis. (Oheida B&C Holiday Tournament)	<b>Ball State</b> <i>[Mizzou leads, 3-0]</i> 3-24-03 W 88-77	<b>Central Missouri</b> <i>[Mizzou leads, 10-6]</i> 1-20-75 L 68-93 Warrensburg, Mo. 12-9-75 L 61-77 Columbia, Mo. 2-8-77 L 63-73 Warrensburg, Mo. 2-26-77 L 88-91 (OT) St. Louis, Mo. (MAIAW State Tournament) 3-11-77 W 71-69 Decorah, Iowa (AIAW Region VI Championships)	<b>Cleveland State</b> <i>[Mizzou leads, 1-0]</i> 11-17-84 W 119-70 Columbia, Mo.
<b>Austin Peay</b> <i>[Mizzou leads, 2-1]</i> 12-6-91 W 98-55 Columbia, Mo. (Mid-America Classic) 12-7-02 L 53-66 Columbia, Mo. (Lady Tiger Classic) 11-28-03 W 78-49 Green Bay, Wis. (Oheida B&C Holiday Tournament)	<b>Ball State</b> <i>[Mizzou leads, 3-0]</i> 3-24-03 W 88-77	<b>Central Missouri</b> <i>[Mizzou leads, 10-6]</i> 1-20-75 L 68-93 Warrensburg, Mo. 12-9-75 L 61-77 Columbia, Mo. 2-8-77 L 63-73 Warrensburg, Mo. 2-26-77 L 88-91 (OT) St. Louis, Mo. (MAIAW State Tournament) 3-11-77 W 71-69 Decorah, Iowa (AIAW Region VI Championships)	<b>Cleveland State</b> <i>[Mizzou leads, 1-0]</i> 11-17-84 W 119-70 Columbia, Mo.
<b>Austin Peay</b> <i>[Mizzou leads, 2-1]</i> 12-6-91 W 98-55 Columbia, Mo. (Mid-America Classic) 12-7-02 L 53-66 Columbia, Mo. (Lady Tiger Classic) 11-28-03 W 78-49 Green Bay, Wis. (Oheida B&C Holiday Tournament)	<b>Ball State</b> <i>[Mizzou leads, 3-0]</i> 3-24-03 W 88-77	<b>Central Missouri</b> <i>[Mizzou leads, 10-6]</i> 1-20-75 L 68-93 Warrensburg, Mo. 12-9-75 L 61-77 Columbia, Mo. 2-8-77 L 63-73 Warrensburg, Mo. 2-26-77 L 88-91 (OT) St. Louis, Mo. (MAIAW State Tournament) 3-11-77 W 71-69 Decorah, Iowa (AIAW Region VI Championships)	<b>Cleveland State</b> <i>[Mizzou leads, 1-0]</i> 11-17-84 W 119-70 Columbia, Mo.
<b>Austin Peay</b> <i>[Mizzou leads, 2-1]</i> 12-6-91 W 98-55 Columbia, Mo. (Mid-America Classic) 12-7-02 L 53-66 Columbia, Mo. (Lady Tiger Classic) 11-28-03 W 78-49 Green Bay, Wis. (Oheida B&C Holiday Tournament)	<b>Ball State</b> <i>[Mizzou leads, 3-0]</i> 3-24-03 W 88-77	<b>Central Missouri</b> <i>[Mizzou leads, 10-6]</i> 1-20-75 L 68-93 Warrensburg, Mo. 12-9-75 L 61-77 Columbia, Mo. 2-8-77 L 63-73 Warrensburg, Mo. 2-26-77 L 88-91 (OT) St. Louis, Mo. (MAIAW State Tournament) 3-11-77 W 71-69 Decorah, Iowa (AIAW Region VI Championships)	<b>Cleveland State</b> <i>[Mizzou leads, 1-0]</i> 11-17-84 W 119-70 Columbia, Mo.
<b>Austin Peay</b> <i>[Mizzou leads, 2-1]</i> 12-6-91 W 98-55 Columbia, Mo. (Mid-America Classic) 12-7-02 L 53-66 Columbia, Mo. (Lady Tiger Classic) 11-28-03 W 78-49 Green Bay, Wis. (Oheida B&C Holiday Tournament)	<b>Ball State</b> <i>[Mizzou leads, 3-0]</i> 3-24-03 W 88-77	<b>Central Missouri</b> <i>[Mizzou leads, 10-6]</i> 1-20-75 L 68-93 Warrensburg, Mo. 12-9-75 L 61-77 Columbia, Mo. 2-8-77 L 63-73 Warrensburg, Mo. 2-26-77 L 88-91 (OT) St. Louis, Mo. (MAIAW State Tournament) 3-11-77 W 71-69 Decorah, Iowa (AIAW Region VI Championships)	<b>Cleveland State</b> <i>[Mizzou leads, 1-0]</i> 11-17-84 W 119-70 Columbia, Mo.
<b>Austin Peay</b> <i>[Mizzou leads, 2-1]</i> 12-6-91 W 98-55 Columbia, Mo. (Mid-America Classic) 12-7-02 L 53-66 Columbia, Mo. (Lady Tiger Classic) 11-28-03 W 78-49 Green Bay, Wis. (Oheida B&C Holiday Tournament)	<b>Ball State</b> <i>[Mizzou leads, 3-0]</i> 3-24-03 W 88-77	<b>Central Missouri</b> <i>[Mizzou leads, 10-6]</i> 1-20-75 L 68-93 Warrensburg, Mo. 12-9-75 L 61-77 Columbia, Mo. 2-8-77 L 63-73 Warrensburg, Mo. 2-26-77 L 88-91 (OT) St. Louis, Mo. (MAIAW State Tournament) 3-11-77 W 71-69 Decorah, Iowa (AIAW Region VI Championships)	<b>Cleveland State</b> <i>[Mizzou leads, 1-0]</i> 11-17-84 W 119-70 Columbia, Mo.
<b>Austin Peay</b> <i>[Mizzou leads, 2-1]</i> 12-6-91 W 98-55 Columbia, Mo. (Mid-America Classic) 12-7-02 L 53-66 Columbia, Mo. (Lady Tiger Classic) 11-28-03 W 78-49 Green Bay, Wis. (Oheida B&C Holiday Tournament)	<b>Ball State</b> <i>[Mizzou leads, 3-0]</i> 3-24-03 W 88-77	<b>Central Missouri</b> <i>[Mizzou leads, 10-6]</i> 1-20-75 L 68-93 Warrensburg, Mo. 12-9-75 L 61-77 Columbia, Mo. 2-8-77 L 63-73 Warrensburg, Mo. 2-26-77 L 88-91 (OT) St. Louis, Mo. (MAIAW State Tournament) 3-11-77 W 71-69 Decorah, Iowa (AIAW Region VI Championships)	<b>Cleveland State</b> <i>[Mizzou leads, 1-0]</i> 11-17-84 W 119-70 Columbia, Mo.
<b>Austin Peay</b> <i>[Mizzou leads, 2-1]</i> 12-6-91 W 98-55 Columbia, Mo. (Mid-America Classic) 12-7-02 L 53-66 Columbia, Mo. (Lady Tiger Classic) 11-28-03 W 78-49 Green Bay, Wis. (Oheida B&C Holiday Tournament)	<b>Ball State</b> <i>[Mizzou leads, 3-0]</i> 3-24-03 W 88-77	<b>Central Missouri</b> <i>[Mizzou leads, 10-6]</i> 1-20-75 L 68-93 Warrensburg, Mo. 12-9-75 L 61-77 Columbia, Mo. 2-8-77 L 63-73 Warrensburg, Mo. 2-26-77 L 88-91 (OT) St. Louis, Mo. (MAIAW State Tournament) 3-11-77 W 71-69 Decorah, Iowa (AIAW Region VI Championships)	<b>Cleveland State</b> <i>[Mizzou leads, 1-0]</i> 11-17-84 W 119-70 Columbia, Mo.
<b>Austin Peay</b> <i>[Mizzou leads, 2-1]</i> 12-6-91 W 98-55 Columbia, Mo. (Mid-America Classic) 12-7-02 L 53-66 Columbia, Mo. (Lady Tiger Classic) 11-28-03 W 78-49 Green Bay, Wis. (Oheida B&C Holiday Tournament)	<b>Ball State</b> <i>[Mizzou leads, 3-0]</i> 3-24-03 W 88-77	<b>Central Missouri</b> <i>[Mizzou leads, 10-6]</i> 1-20-75 L 68-93 Warrensburg, Mo. 12-9-75 L 61-77 Columbia, Mo. 2-8-77 L 63-73 Warrensburg, Mo. 2-26-77 L 88-91 (OT) St. Louis, Mo. (MAIAW State Tournament) 3-11-77 W 71-69 Decorah, Iowa (AIAW Region VI Championships)	<b>Cleveland State</b> <i>[Mizzou leads, 1-0]</i> 11-17-84 W 119-70 Columbia, Mo.
<b>Austin Peay</b> <i>[Mizzou leads, 2-1]</i> 12-6-91 W 98-55 Columbia, Mo. (Mid-America Classic) 12-7-02 L 53-66 Columbia, Mo. (Lady Tiger Classic) 11-28-03 W 78-49 Green Bay, Wis. (Oheida B&C Holiday Tournament)	<b>Ball State</b> <i>[Mizzou leads, 3-0]</i> 3-24-03 W 88-77	<b>Central Missouri</b> <i>[Mizzou leads, 10-6]</i> 1-20-75 L 68-93 Warrensburg, Mo. 12-9-75 L 61-77 Columbia, Mo. 2-8-77 L 63-73 Warrensburg, Mo. 2-26-77 L 88-91 (OT) St. Louis, Mo. (MAIAW State Tournament) 3-11-77 W 71-69 Decorah, Iowa (AIAW Region VI Championships)	<b>Cleveland State</b> <i>[Mizzou leads, 1-0]</i> 11-17-84 W 119-70 Columbia, Mo.
<b>Austin Peay</b>			

# ALL-TIME SERIES VS. NON-CON

Boulder, Colo.					
2-1-84	W	105-63			
Columbia, Mo.					
2-22-84	W	92-63			
Boulder, Colo.					
3-6-84	W	113-51			
Kansas City, Mo. (Big Eight Tournament)					
2-2-85	W	92-71			
Columbia, Mo.					
2-27-85	W	79-65			
Boulder, Colo.					
3-5-85	W	87-64			
Kansas City, Mo. (Big Eight Tournament)					
2-5-86	L	62-81			
Columbia, Mo.					
3-1-86	L	70-81			
Boulder, Colo.					
3-8-86	W	75-63			
Kansas City, Mo. (Big Eight Tournament)					
1-24-87	L	91-94			
Columbia, Mo.					
2-21-87	W	73-66			
Boulder, Colo.					
2-28-87	W	92-77			
Salina, Kan. (Big Eight Tournament)					
2-3-88	W	71-69			
Columbia, Mo.					
2-24-88	L	88-101			
Boulder, Colo.					
3-6-88	L	80-84			
Salina, Kan. (Big Eight Tournament)					
1-25-89	L	67-75			
Columbia, Mo.					
2-8-89	L	73-86			
Boulder, Colo.					
3-5-89	L	67-83			
Salina, Kan. (Big Eight Tournament)					
1-24-90	W	64-52			
Columbia, Mo.					
2-7-90	W	58-55			
Boulder, Colo.					
1-23-91	L	71-74 (OT)			
Boulder, Colo.					
2-6-91	W	72-64			
Columbia, Mo.					
1-25-92	L	63-69			
Boulder, Colo.					
2-19-92	L	57-67			
Columbia, Mo.					
1-16-93	L	53-67			
Columbia, Mo.					
2-13-93	L	52-75			
Boulder, Colo.					
1-16-94	L	65-75			
Boulder, Colo.					
2-12-94	L	50-62			
Columbia, Mo.					
3-7-94	W	79-71			
Salina, Kan. (Big Eight Tournament)					
1-14-95	L	67-75			
Columbia, Mo.					
2-12-95	L	57-79			
Boulder, Colo.					
1-14-96	W	72-61			
Columbia, Mo.					
2-10-96	L	56-67			
Boulder, Colo.					
1-8-97	L	52-78			
Boulder, Colo.					
2-23-97	L	50-57			
Columbia, Mo.					
2-8-98	L	60-71			
Columbia, Mo.					
2-25-98	L	65-78			
Boulder, Colo.					
1-16-99	W	63-60			
Columbia, Mo.					
2-9-99	L	62-74			
Boulder, Colo.					
2-12-00	W	65-57			
Columbia, Mo.					
2-26-00	L	64-72			
Boulder, Colo.					
3-7-00	L	68-83			
Kansas City, Mo. (Big 12 Tournament)					
1-14-01	L	90-98			
Boulder, Colo.					
2-28-01	W	78-61			
Columbia, Mo.					
3-7-01	L	72-83			
Kansas City, Mo. (Big 12 Tournament)					
1-26-02	L	56-78			
Columbia, Mo.					
2-13-02	L	47-78			
Boulder, Colo.					
2-2-03	W	71-52			
Columbia, Mo.					
2-22-03	L	48-69			
Boulder, Colo.					
1-18-04	L	54-71			
Boulder, Colo.					
1-31-04	L	66-68			
Columbia, Mo.					
1-18-05	L	51-56			
Columbia, Mo.					
2-9-05	W	58-55			
Boulder, Colo.					
1-18-06	W	69-49			
Columbia, Mo.					
2-18-06	W	72-57			
Boulder, Colo.					
1-3-07	L	59-71			
Boulder, Colo.					
1-28-07	W	61-48			
Columbia, Mo.					
1-9-08	L	58-70			
Columbia, Mo.					
3-5-08	L	47-63			
Boulder, Colo.					
1-24-09	L	56-61			
Columbia, Mo.					
2-28-09	W	66-36			
Boulder, Colo.					
1-9-10	L	48-64			
Boulder, Colo.					
2-23-10	L	79-80 (OT)			
Columbia, Mo.					
1-22-11	L	48-58			
Boulder, Colo.					
2-26-11	L	59-63			
Columbia, Mo.					
12-12-14	W	53-50			
Columbia, Mo.					
12-12-15	W	79-75			
Boulder, Colo.					
<b>Colorado State</b>					
<i>[Colorado State leads, 1-0]</i>					
3-27-03	L	61-62			
Fort Collins, Colo. (WNIT)					
<b>Columbia</b>					
<i>[Mizzou leads, 1-0]</i>					
11-27-22	W	87-80			
Bethlehem, Pa. (Christmas City Tourn.)					
<b>Columbia College</b>					
<i>[Mizzou leads, 2-0]</i>					
11-22-74	W	47-16			
Columbia, Mo. (CC)					
1-29-75	W	70-31			
Columbia, Mo.					
<b>Coppin State</b>					
<i>[Mizzou leads, 1-0]</i>					
11-24-17	W	73-50			
Berkeley, Calif. (Cal Classic)					
<b>Creighton</b>					
<i>[Series tied, 8-8]</i>					
1-14-84	W	100-62			
Columbia, Mo.					
12-6-85	L	71-84			
Omaha, Neb.					
12-30-86	W	84-65			
Columbia, Mo.					
12-4-87	W	93-82			
Omaha, Neb.					
12-6-88	W	77-66			
Columbia, Mo.					
12-9-89	W	93-92			
Omaha, Neb.					
11-28-90	L	63-67			
Columbia, Mo.					
1-11-92	L	66-92			
Omaha, Neb.					
12-9-92	L	65-70 (OT)			
Columbia, Mo.					
1-11-94	L	54-76			
Omaha, Neb.					
12-20-94	L	62-70			
Columbia, Mo.					
11-25-95	L	69-78			
Columbia, Mo.					
12-13-96	W	69-47			
Omaha, Neb.					
12-2-06	W	70-66			
Columbia, Mo. (Lady Tiger Classic)					
3-20-14	L	51-77			
Omaha, Neb. (WNIT)					
11-25-16	W	72-63			
Bimini Islands, Bahamas (Junkanoo Jam)					
<b>Davidson</b>					
<i>[Mizzou leads, 1-0]</i>					
11-25-01	W	101-63			
Durham, N.C. (Duke Classic)					
<b>Dayton</b>					
<i>[Mizzou leads, 1-0]</i>					
12-31-92	W	68-57			
Dayton, Ohio					
<b>Delaware State</b>					
<i>[Mizzou leads, 1-0]</i>					
12-29-07	W	55-50			
Charlottesville, Va. (Cavalier Classic)					
<b>Delta State</b>					
<i>[Mizzou leads, 2-0]</i>					
1-3-81	W	80-68			
Cleveland, Miss.					
12-10-82	W	83-61			
Columbia, Mo. (Mid-America Classic)					
<b>Drake</b>					
<i>[Drake leads, 4-2]</i>					
2-8-79	W	83-77			
Columbia, Mo.					
3-11-79	L	67-91			
Manhattan, Kan. (AIAW Region VI Championships)					
2-2-80	L	73-79			
Des Moines, Iowa					
3-15-81	L	71-85			
Minneapolis, Minn. (AIAW Region VI Championships)					
3-22-19	W	77-76 (OT)			
Iowa City, Iowa (NCAA Tournament)					
3-17-22	L	83-78			
Columbia, Mo. (NIT)					
<b>Duke</b>					
<i>[Mizzou leads, 1-0]</i>					
11-25-18	W	62-54			
Fort Myers, Fla. (Gulf Coast Showcase)					
<b>Duquesne</b>					
<i>[Mizzou leads, 2-0]</i>					
1-3-09	W	76-47			
Pittsburgh, Pa.					
1-2-10	W	72-66			
Columbia, Mo.					
<b>Eastern Illinois</b>					
<i>[Mizzou leads, 7-2]</i>					
12-13-86	W	79-63			
Columbia, Mo. (Mid-America Classic)					
12-1-92	W	68-45			
Columbia, Mo.					
12-19-93	W	88-52			
Charleston, Ill.					
12-18-99	W	90-57			
Charleston, Ill.					
11-17-00	W	106-59			
Columbia, Mo.					
11-15-07	W	69-51			
Columbia, Mo.					
11-14-10	L	73-81			
Charleston, Ill.					
12-7-11	W	56-54			
Columbia, Mo.					
3-20-13	L	58-60			
Columbia, Mo. (WNIT)					
<b>Eastern Kentucky</b>					
<i>[Mizzou leads, 2-0]</i>					
12-7-90	W	72-49			
Columbia, Mo. (Mid-America Classic)					
12-3-94	W	107-71			
Columbia, Mo. (Mid-America Classic)					
<b>Eastern Michigan</b>					
<i>[Eastern Michigan leads, 1-0]</i>					
12-4-04	L	59-60			
Columbia, Mo. (Lady Tiger Classic)					

# ALL-TIME SERIES VS. NON-CON

<i>[Missou leads, 2-0]</i> 12-10-83 W 92-67 Columbia, Mo. (Mid-America Classic) 11-27-09 W 69-65 Tallahassee, Fla. (Seminole Classic)	<b>Hawai'i</b> <i>[Hawai'i leads, 1-0]</i> 12-21-96 L 54-63 Manoa, Hawai'i (Paradise Classic)	Plainview, Texas (Wayland Baptist Tournament) 12-2-81 W 74-60 Columbia, Mo. 12-17-88 W 80-74 Columbia, Mo. 12-1-91 L 59-61 Normal, Ill. 12-21-92 W 66-56 Columbia, Mo. 12-8-93 L 62-67 Normal, Ill. 11-24-96 L 70-82 Normal, Ill. 11-17-97 W 69-59 Columbia, Mo. 12-8-98 W 72-71 Normal, Ill. 12-22-99 W 91-44 Columbia, Mo. 12-17-00 W 83-63 Normal, Ill.	Columbia, Mo. 1-15-81 W 82-49 Lawrence, Kan. (Big Eight Tournament) 2-27-82 W 77-57 Ames, Iowa 12-4-82 W 84-74 Ames, Iowa 3-5-83 W 59-54 Columbia, Mo. 3-10-83 W 82-58 Norman, Okla. (Big Eight Tournament) 1-24-84 W 82-61 Columbia, Mo. 2-15-84 W 78-51 Ames, Iowa 1-19-85 W 93-53 Columbia, Mo. 2-9-85 W 77-53 Ames, Iowa 1-29-86 W 76-64 Ames, Iowa 2-18-86 W 76-63 Columbia, Mo. 3-4-86 W 76-59 Kansas City, Mo. (Big Eight Tournament) 1-12-87 W 71-68 Columbia, Mo. 2-2-87 W 84-70 Ames, Iowa 1-23-88 W 75-60 Columbia, Mo. 2-16-88 W 87-62 Ames, Iowa 3-5-88 W 69-65 Salina, Kan. (Big Eight Tournament) 1-14-89 W 77-70 Ames, Iowa 2-15-89 W 69-45 Columbia, Mo. 3-4-89 W 87-70 Salina, Kan. (Big Eight Tournament) 1-31-90 W 69-65 Columbia, Mo. 2-21-90 W 72-64 Ames, Iowa 1-26-91 L 58-79 Ames, Iowa 2-24-91 W 73-60 Columbia, Mo. 2-2-92 W 73-60 Ames, Iowa 2-26-92 W 77-62 Columbia, Mo. 1-22-93 W 83-52 Ames, Iowa 2-21-93 W 64-41 Columbia, Mo. 1-21-94 W 81-47 Columbia, Mo. 2-20-94 L 60-62 Ames, Iowa 1-22-95 W 62-61 Ames, Iowa 2-15-95 W 56-53 Columbia, Mo. 1-23-96 W 78-67 Columbia, Mo. 2-16-96 L 73-77 (OT) Ames, Iowa 1-4-97 L 50-61 Ames, Iowa 2-11-97 L 54-71 Columbia, Mo. 1-7-98 L 55-58
<b>Florida Gulf Coast</b> <i>[Florida Gulf Coast leads, 1-0]</i> 3-17-18 L 70-80 Palo Alto, Calif. (NCAA Tournament)	<b>Holy Cross</b> <i>[Holy Cross leads, 1-0]</i> 11-29-08 L 93-94 (3 OT) Evanston, Ill. (White Invitational)		
<b>Florida State</b> <i>[Florida State leads, 3-2]</i> 1-5-84 W 83-66 (OT) Coral Gables, Fla. (Masonic Classic) 12-28-95 W 61-47 Orlando, Fla. (Holiday Classic) 11-29-09 L 66-73 Tallahassee, Fla. (Seminole Classic) 1-2-11 L 43-75 Columbia, Mo. 3-19-17 L 55-77 Tallahassee, Fla. (NCAA Tournament)	<b>Houston</b> <i>[Missou leads, 2-0]</i> 11-23-78 W 89-84 Plainview, Texas (Wayland Baptist Tournament) 1-5-82 W 67-54 Houston, Texas		
<b>Fresno State</b> <i>[Fresno State leads, 1-0]</i> 3-19-21 L 75-78 Fort Worth, Tex. (WNIT)	<b>Idaho</b> <i>[Idaho leads, 1-0]</i> 12-14-85 L 77-82 Columbia, Mo. (Mid-America Classic)	<b>Indiana</b> <i>[Missou leads, 3-2]</i> 1-3-84 W 85-66 Coral Gables, Fla. (Masonic Classic) 11-24-90 L 65-70 (OT) Bloomington, Ind. (IU Classic) 11-25-08 L 54-63 Columbia, Mo. 11-22-09 W 76-71 Bloomington, Ind. 12-17-17 W 75-55 West Palm Beach, Fla. (West Palm Invitational)	
<b>Georgetown</b> <i>[Missou leads, 1-0]</i> 11-26-10 W 54-45 St. Thomas, U.S. Virgin Islands (Paradise Jam)	<b>Idaho State</b> <i>[Missou leads, 3-0]</i> 12-11-81 W 112-46 Columbia, Mo. (Mid-America Classic) 12-9-88 W 68-54 Columbia, Mo. (Mid-America Classic) 11-21-21 W 75-47 Columbia, Mo.		
<b>Georgia Tech</b> <i>[Georgia Tech leads, 2-0]</i> 11-27-10 L 46-61 St. Thomas, U.S. Virgin Islands (Paradise Jam) 11-26-16 L 70-72 Bimini Islands, Bahamas (Junkanoo Jam)	<b>Illinois</b> <i>[Illinois leads, 9-5]</i> 12-3-90 W 68-66 Champaign, Ill. 12-10-91 W 76-60 Columbia, Mo. 1-3-93 W 80-54 Champaign, Ill. 12-21-93 L 84-96 Columbia, Mo. 12-6-95 L 54-72 Champaign, Ill. 11-30-96 L 66-82 Columbia, Mo. 12-20-00 L 74-92 St. Louis, Mo. 12-22-01 L 53-74 St. Louis, Mo. 12-21-02 L 67-70 St. Louis, Mo. 12-19-07 L 52-66 Columbia, Mo. 11-19-08 L 55-65 Champaign, Ill. 12-22-17 W 72-55 Columbia, Mo. 12-21-18 W 67-45 Champaign, Ill. 12-20-19 L 51-58 Columbia, Mo.		
<b>Graceland</b> <i>[Missou leads, 1-0]</i> 1-5-77 W 108-49 Wichita, Kan. (Wichita State Tournament)	<b>Illinois State</b> <i>[Missou leads, 11-4]</i> 2-17-78 W 77-58 Normal, Ill. 12-1-79 W 78-58 Columbia, Mo. 11-28-80 W 76-57 Plainview, Texas (Wayland Baptist Tournament) 12-5-80 L 66-74 Normal, Ill. 11-27-81 W 79-55	<b>Indiana State</b> <i>[Missou leads, 2-0]</i> 12-19-92 W 63-45 Columbia, Mo. 11-22-16 W 77-48 Columbia, Mo.	
<b>Grand View College</b> <i>[Grand View College leads, 3-1]</i> 11-30-74 L 33-79 Springfield, Mo. (Turkey Tournament) 11-21-75 L 80-95 Des Moines, Iowa 11-27-75 L 65-104 Springfield, Mo. (Turkey Tournament) 11-20-76 W 84-61 Des Moines, Iowa	<b>Iowa</b> <i>[Iowa leads, 6-1]</i> 11-28-87 L 71-85 Iowa City, Iowa (Hawkeye Challenge) 12-7-91 L 62-89 Columbia, Mo. (Mid-America Classic) 11-27-98 L 68-75 Iowa City, Iowa (Hawkeye Challenge) 12-29-02 L 65-87 Iowa City, Iowa 12-30-03 W 75-65 Columbia, Mo. 11-20-04 L 54-75 Iowa City, Iowa (Hawkeye Challenge) 3-24-19 L 52-68 Iowa City, Iowa (NCAA Tournament)	<b>Iowa State</b> <i>[Missou leads, 46-28]</i> 1-28-77 W 83-36 Columbia, Mo. 12-17-77 W 83-59 Ames, Iowa 3-9-78 W 88-72 Manhattan, Kan. (IAIAW Region VI Championships) 1-18-79 W 91-69 Lincoln, Neb. (Big Eight Tournament) 2-3-79 W 81-67 Columbia, Mo. 12-20-79 W 81-58 Ames, Iowa 11-24-80 W 70-47	
<b>Green Bay</b> <i>[Green Bay leads, 4-1]</i> 11-30-01 W 79-72 Columbia, Mo. 11-29-03 L 66-74 Green Bay, Wis. (Oneida B&C Holiday Tournament) 11-23-12 L 33-55 Cancun, Mexico (Cancun Challenge) 11-16-18 L 49-56 Columbia, Mo. 11-16-19 L 64-72 Green Bay, Wis.			
<b>Hartford</b> <i>[Missou leads, 1-0]</i> 11-29-13 W 68-45 Coral Gables, Fla.			



# ALL-TIME SERIES VS. NON-CON

Manhattan, Kan.	Columbia, Mo.	Columbia, Mo.	2-3-93	W	77-64
1-19-79	1-29-95	3-22-15	Columbia, Mo.		
Lincoln, Neb. (Big Eight Tournament)	Columbia, Mo.	Manhattan, Kan. (WNIT)			
2-6-79	2-24-95	11-30-17			
L	W	Columbia, Mo.			
62-66	Manhattan, Kan.				
Columbia, Mo.	1-5-96				
12-10-79	Manhattan, Kan.				
W	1-31-96				
90-81	Columbia, Mo.				
Columbia, Mo.	2-1-97				
1-18-80	Manhattan, Kan.				
W	2-26-97				
81-76	Columbia, Mo.				
Columbia, Mo. (Big Eight Tournament)	1-13-98				
2-12-80	Columbia, Mo.				
L	2-15-98				
60-69	Manhattan, Kan.				
Manhattan, Kan.	1-6-99				
12-2-80	Columbia, Mo.				
L	2-19-03				
68-74	Manhattan, Kan.				
Manhattan, Kan.	1-23-99				
1-16-81	Manhattan, Kan.				
L	1-22-00				
77-85	Columbia, Mo.				
Lawrence, Kan. (Big Eight Tournament)	2-5-00				
12-8-81	Manhattan, Kan.				
L	1-20-01				
62-64	Columbia, Mo.				
Columbia, Mo.	2-7-01				
1-14-82	Manhattan, Kan.				
L	2-5-02				
69-72	Columbia, Mo.				
Manhattan, Kan. (Big Eight Tournament)	2-27-02				
1-12-83	Manhattan, Kan.				
L	2-5-03				
77-88	Manhattan, Kan.				
Manhattan, Kan.	2-5-04				
2-15-83	Manhattan, Kan.				
W	2-19-04				
67-55	Columbia, Mo.				
Columbia, Mo.	2-22-04				
3-12-83	Columbia, Mo.				
W	3-10-04				
75-65	Dallas, Texas (Big 12 Tournament)				
Norman, Okla. (Big Eight Tournament)	1-11-05				
2-8-84	Manhattan, Kan.				
W	3-1-07				
66-62	Manhattan, Kan.				
Columbia, Mo.	3-2-05				
3-3-84	Manhattan, Kan.				
L	2-4-09				
84-100	Manhattan, Kan.				
Manhattan, Kan.	2-18-09				
3-10-84	Columbia, Mo.				
L	1-13-10				
75-84	Columbia, Mo.				
Kansas City, Mo. (Big Eight Tournament)	2-10-10				
2-5-85	Manhattan, Kan.				
W	1-19-11				
91-66	Manhattan, Kan.				
Manhattan, Kan.	2-5-11				
3-2-85	Columbia, Mo.				
W	1-11-12				
92-75	Manhattan, Kan.				
Columbia, Mo.	2-25-12				
3-8-85	Manhattan, Kan.				
W					
91-58					
Kansas City, Mo. (Big Eight Tournament)					
2-1-86					
L					
65-81					
Manhattan, Kan.					
2-26-86					
W					
67-57					
Columbia, Mo.					
1-31-87					
W					
78-74					
Columbia, Mo.					
2-25-87					
L					
81-90					
Manhattan, Kan.					
3-1-87					
L					
61-78					
Salina, Kan. (Big Eight Tournament)					
1-27-88					
W					
79-66					
Manhattan, Kan.					
2-10-88					
W					
67-65					
Columbia, Mo.					
1-18-89					
W					
82-75					
Columbia, Mo.					
2-4-89					
L					
78-96					
Manhattan, Kan.					
1-17-90					
L					
53-66					
Manhattan, Kan.					
2-4-90					
W					
79-64					
Columbia, Mo.					
1-16-91					
L					
53-68					
Columbia, Mo.					
2-2-91					
L					
62-66					
Manhattan, Kan.					
1-29-92					
W					
80-64					
Columbia, Mo.					
2-15-92					
W					
89-56					
Manhattan, Kan.					
1-10-93					
W					
62-49					
Columbia, Mo.					
2-5-93					
W					
67-51					
Manhattan, Kan.					
1-9-94					
L					
52-63					
Manhattan, Kan.					
2-2-94					
W					
59-51					

# ALL-TIME SERIES VS. NON-CON

<p><b>Midland College</b> <i>[Mizzou leads, 1-0]</i></p> <p>2-19-77 W 88-71 Tarkio, Mo. [Tarkio Tournament]</p>	<p>Columbia, Mo. 12-5-89 L 67-71 Springfield, Mo. 12-14-90 L 44-56 Columbia, Mo. 11-19-01 W 61-57 Columbia, Mo. 11-23-02 W 68-52 Springfield, Mo. 12-10-03 L 70-79 Columbia, Mo. 12-8-04 L 44-66 Springfield, Mo. 12-6-12 W 91-77 Columbia, Mo. 12-19-13 L 53-67 Springfield, Mo. 12-30-14 L 52-57 Kansas City, Mo. 11-13-15 W 71-55 Springfield, Mo. 12-2-16 W 73-49 Columbia, Mo. 11-19-17 W 69-59 Springfield, Mo. 11-13-18 W 65-61 Columbia, Mo. 12-15-19 L 72-79 Springfield, Mo. 12-14-20 L 58-72 Columbia, Mo. 12-10-22 L 79-51 Springfield, Mo.</p>	<p>Moberly, Mo. 2-7-81 W 54-52 Columbia, Mo.</p> <p><b>Montclair State</b> <i>[Mizzou leads, 1-0]</i></p> <p>1-9-79 W 73-71 Montclair, N.J.</p> <p><b>Morgan State</b> <i>[Mizzou leads, 2-0]</i></p> <p>12-18-12 W 75-50 Columbia, Mo. 11-14-21 W 73-49 Columbia, Mo.</p> <p><b>Murray State</b> <i>[Mizzou leads, 6-0]</i></p> <p>12-28-91 W 83-64 Columbia, Mo. 12-3-05 W 100-55 Columbia, Mo. [Lady Tiger Classic] 11-9-07 W 73-64 Columbia, Mo. 12-13-09 W 71-32 Columbia, Mo. 12-20-12 W 69-55 Columbia, Mo. 11-11-22 W 76-70 Columbia, Mo.</p> <p><b>Nebraska</b> <i>[Nebraska leads, 40-33]</i></p> <p>1-21-77 L 61-67 Boulder, Colo. [Big Eight Tournament] 2-18-77 W 82-60 Tarkio, Mo. [Tarkio Tournament] 1-21-78 W 77-48 Columbia, Mo. 2-19-79 L 61-68 Lincoln, Neb. 2-6-80 W 65-64 Columbia, Mo. 3-6-80 L 73-74 [OT] Columbia, Mo. [AIAW Region VI Championships] 2-6-81 W 83-80 Columbia, Mo. 2-13-81 L 63-74 Lincoln, Neb. 3-13-81 W 85-70 Minneapolis, Minn. [AIAW Region VI Championships] 1-23-82 W 68-58 Lincoln, Neb. 2-6-82 W 72-68 Columbia, Mo. 2-9-83 W 62-54 Columbia, Mo. 2-26-83 W 83-69 Lincoln, Neb. 1-21-84 W 92-71 Lincoln, Neb. 2-11-84 W 106-78 Columbia, Mo. 1-26-85 L 79-93 Lincoln, Neb. 2-23-85 W 85-69 Columbia, Mo. 1-18-86 L 68-74 Lincoln, Neb. 2-8-86 W 81-55 Columbia, Mo. 1-28-87 L 78-88 Lincoln, Neb. 2-18-87 W 87-81</p>	<p>Columbia, Mo. 1-16-88 L 79-84 Lincoln, Neb. 2-13-88 W 78-74 Columbia, Mo. 1-29-89 W 84-75 [OT] Columbia, Mo. 2-18-89 L 81-86 Lincoln, Neb. 1-13-90 W 67-62 Columbia, Mo. 2-10-90 W 64-60 Lincoln, Neb. 1-30-91 L 67-76 Columbia, Mo. 2-20-91 L 60-87 Lincoln, Neb. 1-18-92 L 51-61 Columbia, Mo. 2-12-92 L 65-69 [OT] Lincoln, Neb. 1-24-93 L 66-86 Lincoln, Neb. 2-23-93 L 64-65 Columbia, Mo. 1-23-94 W 81-47 Columbia, Mo. 2-16-94 L 72-77 Lincoln, Neb. 1-20-95 L 63-75 Lincoln, Neb. 2-19-95 L 70-82 Columbia, Mo. 1-19-96 L 68-73 [OT] Columbia, Mo. 2-18-96 L 72-92 Lincoln, Neb. 3-2-96 L 64-70 Salina, Kan. [Big Eight Tournament] 1-18-97 L 66-82 Columbia, Mo. 1-22-97 L 47-84 Lincoln, Neb. 3-4-97 L 58-62 Kansas City, Mo. [Big 12 Tournament] 2-4-98 L 61-79 Lincoln, Neb. 2-17-98 L 91-96 Columbia, Mo. 1-3-99 L 67-83 Lincoln, Neb. 2-2-99 W 74-66 Columbia, Mo. 1-18-00 L 63-80 Lincoln, Neb. 3-2-00 L 66-80 Columbia, Mo. 1-27-01 W 65-58 Lincoln, Neb. 2-13-01 W 83-55 Columbia, Mo. 1-15-02 W 67-41 Columbia, Mo. 2-2-02 W 69-54 Lincoln, Neb. 1-22-03 W 65-53 Columbia, Mo. 2-8-03 W 74-53 Lincoln, Neb. 1-14-04 L 69-74 Columbia, Mo. 2-25-04 W 78-76 Lincoln, Neb. 1-8-05 L 74-81</p>
<p><b>Minnesota</b> <i>[Minnesota leads, 5-4]</i></p> <p>3-24-77 W 60-39 Minneapolis, Minn. [AIAW Nationals] 11-18-78 W 82-57 Columbia, Mo. 11-17-79 L 82-88 [OT] Minneapolis, Minn. 11-20-80 L 82-89 Columbia, Mo. 3-14-81 L 65-75 Minneapolis, Minn. [AIAW Region VI Championships] 3-3-82 W 58-57 Minneapolis, Minn. 12-19-85 W 93-74 Los Angeles, Calif. [TransAmerica Classic] 12-19-87 L 61-71 Minneapolis, Minn. 11-24-12 L 54-59 Cancun, Mexico [Cancun Challenge]</p>	<p><b>Mississippi Valley State</b> <i>[Mizzou leads, 2-0]</i></p> <p>12-3-04 W 79-53 Columbia, Mo. [Lady Tiger Classic] 12-7-07 W 69-52 Columbia, Mo. [Lady Tiger Classic]</p>	<p><b>Mississippi Women's</b> <i>[Mizzou leads, 1-0]</i></p> <p>1-6-81 W 65-55 Columbus, Miss.</p>	
<p><b>Missouri State</b> <i>[known as Southwest Missouri State prior to 2005-06]</i> <i>[Mizzou leads, 22-10]</i></p> <p>1-31-75 W 76-66 Columbia, Mo. 11-29-75 W 95-48 Springfield, Mo. [Turkey Tournament] 1-18-76 L 52-57 Columbia, Mo. 2-22-76 W 78-63 Warrensburg, Mo. [MAIAW State Tournament] 2-4-77 W 89-58 Columbia, Mo. 2-10-78 W 103-78 Springfield, Mo. 2-23-78 W 93-60 Columbia, Mo. [MAIAW State Tournament] 2-14-79 W 90-48 Columbia, Mo. 11-13-81 W 73-61 Columbia, Mo. 11-21-82 W 95-56 Columbia, Mo. 12-3-83 W 102-69 Springfield, Mo. 12-5-84 W 104-69 Columbia, Mo. 12-10-85 W 78-75 Springfield, Mo. 12-9-86 W 98-59 Columbia, Mo. 12-8-87 W 91-81 Springfield, Mo. 11-29-88 W 75-52</p>	<p><b>Missouri S&amp;T</b> <i>[Mizzou leads, 3-0]</i></p> <p>11-22-96 W 98-53 Columbia, Mo. 11-14-97 W 74-69 Columbia, Mo. 12-21-98 W 90-27 Columbia, Mo.</p>	<p><b>Missouri-St. Louis [UMSL]</b> <i>[Mizzou leads, 6-3]</i></p> <p>2-21-75 L 55-72 Springfield, Mo. [MAIAW State Tournament] 1-23-76 W 58-56 Columbia, Mo. 1-30-76 L 51-53 St. Louis, Mo. 12-7-76 W 81-55 Columbia, Mo. 2-2-77 L 76-78 St. Louis, Mo. 2-7-78 W 121-24 Columbia, Mo. 2-24-81 W 63-39 Columbia, Mo. 12-16-95 W 85-51 Columbia, Mo. 1-20-97 W 84-44 Columbia, Mo.</p>	
<p><b>Missouri Western</b> <i>[Mizzou leads, 2-0]</i></p> <p>1-24-75 W 73-49 Columbia, Mo. 2-8-75 W 81-30 St. Joseph, Mo.</p>	<p><b>Moberly Area Community College</b> <i>[Mizzou leads, 2-0]</i></p> <p>1-23-80 W 94-69</p>		





# ALL-TIME SERIES VS. NON-CON

12-17-80	W	71-48	<i>(Seminole State College leads, 1-0)</i>	12-3-77	W	99-41	12-18-05	W	96-69
Columbia, Mo.			1-11-77	L	61-76	Cape Girardeau, Mo.	Columbia, Mo.		
1-21-81	W	67-66	Seminole, Okla.			11-28-78	11-20-06	W	71-60
St. Louis, Mo.						Columbia, Mo.	Carbondale, Ill.		
12-4-81	W	71-50	<b>Simpson College</b>	11-22-91	W	68-57	12-16-12	W	110-47
St. Louis, Mo.			<i>(Mizzou leads, 1-0)</i>	Cape Girardeau, Mo.			Columbia, Mo.		
2-12-82	W	93-49	11-20-76	W	65-51	12-31-91	12-20-20	W	79-43
Columbia, Mo.			Indianola, Iowa			Columbia, Mo.	Columbia, Mo.		
1-26-83	W	92-38	<b>SIU Edwardsville (SIUE)</b>	12-11-93	W	89-60			
Columbia, Mo.			<i>(Mizzou leads, 7-0)</i>	Columbia, Mo.			<b>Southern Mississippi</b>		
12-11-99	W	78-65	11-10-13	W	59-48	12-7-94	<i>(Southern Mississippi leads, 1-0)</i>		
St. Louis, Mo.			Columbia, Mo.			Cape Girardeau, Mo.	1-6-88	L	75-86
12-7-00	W	73-63	11-24-15	W	75-46	12-9-95	Hattiesburg, Miss.		
Columbia, Mo.			Columbia, Mo.			Columbia, Mo.			
12-7-01	W	64-53	12-7-16	W	72-60	12-2-96	<b>Southwest Baptist</b>		
St. Louis, Mo.			Columbia, Mo.			Cape Girardeau, Mo.	<i>(Mizzou leads, 1-0)</i>		
1-5-03	W	72-62	12-10-17	W	78-48	11-20-97	2-25-75	W	96-37
Columbia, Mo.			Columbia, Mo.			Columbia, Mo.	Columbia, Mo.		
1-4-04	W	65-62	11-19-18	W	59-36	11-24-98			
St. Louis, Mo.			Columbia, Mo.			Cape Girardeau, Mo.	<b>St. Louis CC-Meramec</b>		
1-2-05	W	67-50	11-24-19	W	68-51	12-1-01	<i>(Mizzou leads, 1-0)</i>		
Columbia, Mo.			Columbia, Mo.			Columbia, Mo. (Lady Tiger Classic)	2-22-75	W	87-66
11-16-11	W	68-56	12-2-22	W	79-46	12-29-08	Springfield, Mo. (MAIAW State Tournament)		
St. Louis, Mo.			Columbia, Mo.			Columbia, Mo.			
11-9-12	W	67-51	<b>SMU</b>	11-29-12	W	80-51	<b>Stanford</b>		
Columbia, Mo.			<i>(SMU leads, 2-0)</i>	Columbia, Mo.			<i>(Stanford leads, 4-1)</i>		
11-8-13	W	74-59	1-4-90	L	72-74 (OT)	11-21-13	1-2-84	W	72-32
St. Louis, Mo.			Dallas, Texas			Columbia, Mo.	Coral Gables, Fla. (Masonic Classic)		
12-8-14	W	74-55	11-29-02	L	70-72	11-17-14	12-2-88	L	60-75
Columbia, Mo.			Corpus Christi, Texas (Islander Classic)			Columbia, Mo.	Evanston, Ill. (Northwestern Tournament)		
12-21-16	L	61-72	<b>South Alabama</b>	12-2-15	W	74-32	3-20-04	L	44-68
St. Louis, Mo.			<i>(Series tied, 1-1)</i>	Columbia, Mo.			Tempe, Ariz. (NCAA Tournament)		
12-8-17	W	70-58	12-8-90	L	55-56	12-18-04	12-18-04	L	55-71
Columbia, Mo.			Columbia, Mo. (Mid-America Classic)			Columbia, Mo.	Columbia, Mo.		
12-9-18	W	74-62	12-20-97	W	78-47	11-21-06	11-21-06	L	60-75
St. Louis, Mo.			Mobile, Ala. (Coca-Cola Classic)			Palo Alto, Calif.			
12-5-19	W	83-58	<b>South Carolina State</b>	<b>Southeastern Louisiana</b>			<b>Stephen F. Austin</b>		
Columbia, Mo.			<i>(Mizzou leads, 1-0)</i>	<i>(Mizzou leads, 2-0)</i>			<i>(Stephen F. Austin leads, 4-1)</i>		
11-17-21	W	69-53	12-2-94	W	87-47	11-25-78	2-19-80	L	49-80
St. Louis, Mo.			Columbia, Mo. (Mid-America Classic)			Plainview, Texas (Wayland Baptist Tournament)	Nacogdoches, Texas		
			<b>South Dakota</b>	11-30-01	W	76-46	11-26-81	L	58-62
			<i>(South Dakota leads, 2-1)</i>	Columbia, Mo. (Lady Tiger Classic)			Plainview, Texas (Wayland Baptist Tournament)		
			3-9-79	W	96-64	<b>Southern</b>	11-26-82	W	80-79
			Manhattan, Kan. (AIAW Region VI Championships)			<i>(Mizzou leads, 2-0)</i>	Plainview, Texas (Wayland Baptist Tournament)		
			12-15-18	L	61-74	12-20-22	11-25-83	L	79-81
			Columbia, Mo.			Columbia, Mo.	Plainview, Texas (Wayland Baptist Tournament)		
			11-21-19	L	56-72	<b>Southern Connecticut State</b>	12-8-07	L	81-84 (OT)
			Vermillion, S.D.			<i>(Southern Connecticut State leads, 1-0)</i>	Columbia, Mo. (Lady Tiger Classic)		
			<b>South Dakota State</b>	<b>Southern Illinois</b>			<b>TCU</b>		
			<i>(South Dakota State leads, 2-1)</i>	<i>(Mizzou leads, 9-5)</i>			<i>(TCU leads, 2-0)</i>		
			12-17-06	W	79-62	1-13-77	12-31-89	W	67-59
			Columbia, Mo.			Columbia, Mo.	Fort Worth, Texas		
			11-18-07	L	63-78	2-18-78	12-29-90	W	71-48
			Brookings, S.D.			Carbondale, Ill.	Columbia, Mo.		
			11-14-08	L	50-55	1-13-79			
			Columbia, Mo.			Carbondale, Ill.	<b>Tennessee Martin</b>		
			<b>South Florida</b>	<b>Tennessee</b>			<i>(Mizzou leads, 6-0)</i>		
			<i>(Mizzou leads, 1-0)</i>	<i>(Mizzou leads, 9-5)</i>			12-14-08	W	74-23
			3-17-17	W	66-64	2-23-80	Columbia, Mo.		
			Tallahassee, Fla. (NCAA Tournament)			Carbondale, Ill.	12-7-10	W	53-30
			<b>Southeast Missouri State</b>	11-29-87	L	51-69	Columbia, Mo.		
			<i>(Mizzou leads, 17-1)</i>	Iowa City, Iowa (Hawkeye Challenge)			12-3-12	W	82-71
			1-31-76	W	95-44	12-7-99	Columbia, Mo.		
			Cape Girardeau, Mo.			Carbondale, Ill.	11-23-13	W	77-74
			1-26-77	W	97-39	2-23-83	Martin, Tenn.		
			Columbia, Mo.			Columbia, Mo.	12-22-14	W	74-65
						12-17-16	Columbia, Mo.		
						Columbia, Mo.	12-17-16	W	80-69
							Columbia, Mo.		
							<b>Tennessee State</b>		
							<i>(Mizzou leads, 1-0)</i>		

# ALL-TIME SERIES VS. NON-CON

12-4-92 W 67-60 Columbia, Mo. (Mid-America Classic)	12-4-98 W 95-55 Columbia, Mo. (Mid-America Classic)	12-19-97 W 77-52 Mobile, Ala. (Coca-Cola Classic)	<b>UNC Wilmington</b> <i>[Mizzou leads, 1-0]</i>
<b>Tennessee Tech</b> <i>[Mizzou leads, 3-0]</i>	<b>Texas State</b> <i>[Mizzou leads, 3-0]</i>	11-23-21 W 76-63 Columbia, Mo.	12-1-95 W 91-45 Columbia, Mo. (Mid-America Classic)
1-12-78 W 73-70 Cookeville, Tenn.	12-1-07 W 70-61 Columbia, Mo.	<b>Truman State</b> <i>[Mizzou leads, 7-1]</i>	<b>UNLV</b> <i>[Mizzou leads, 1-0]</i>
1-3-87 W 74-64 Cookeville, Tenn.	12-21-15 W 82-56 Columbia, Mo.	12-7-74 W 47-44 Kirksville, Mo.	11-21-14 W 79-60 Honolulu, Hawai'i (Wahine Classic)
12-12-87 W 88-75 Columbia, Mo. (Mid-America Classic)	12-17-18 W 69-50 Columbia, Mo.	1-23-75 L 48-58 Columbia, Mo.	<b>U.S. International</b> <i>[Mizzou leads, 1-0]</i>
<b>Texas</b> <i>[Texas leads, 23-2]</i>	<b>Texas Tech</b> <i>[Texas Tech leads, 14-6]</i>	2-23-75 W 59-57 Springfield, Mo. (MAIAW State Tournament)	12-31-88 W 84-74 San Diego, Calif.
2-18-80 L 74-77 Austin, Texas	3-16-94 L 61-75 Lubbock, Texas (NCAA Tournament)	12-4-75 W 67-43 Kirksville, Mo.	<b>USC</b> <i>[USC leads, 4-0]</i>
1-4-82 L 64-67 Austin, Texas	3-1-97 L 69-83 Lubbock, Texas	2-6-76 W 71-45 Columbia, Mo.	1-11-80 L 53-70 Los Angeles, Calif.
3-14-86 L 67-108 Austin, Texas (NCAA Tournament)	1-4-98 L 65-79 Columbia, Mo.	12-1-76 W 89-58 Kirksville, Mo.	11-30-83 L 79-81 Columbia, Mo.
1-25-97 L 77-84 Columbia, Mo.	2-13-99 L 68-74 Lubbock, Texas	2-14-77 W 88-49 Columbia, Mo.	12-27-85 L 68-118 Los Angeles, Calif. (TransAmerica Classic)
1-20-98 L 44-53 Austin, Texas	2-8-00 W 52-49 Columbia, Mo.	1-2-95 W 97-40 Columbia, Mo.	1-3-91 L 55-87 Los Angeles, Calif.
2-16-99 L 59-64 Columbia, Mo.	1-3-01 L 64-82 Lubbock, Texas	<b>Tulsa</b> <i>[Mizzou leads, 2-0]</i>	<b>UTEP</b> <i>[Mizzou leads, 1-0]</i>
1-15-00 L 64-80 Austin, Texas	1-9-02 W 82-71 Columbia, Mo.	2-2-83 W 1-0* Columbia, Mo.	12-12-86 W 99-61 Columbia, Mo. (Mid-America Classic)
1-6-01 W 68-52 Columbia, Mo.	3-5-02 L 51-78 Kansas City, Mo. (Big 12 Tournament)	12-6-03 W 88-68 Columbia, Mo. (Lady Tiger Classic)	<b>UTRGV</b> <i>[Mizzou leads, 2-0]</i>
1-22-02 L 51-73 Austin, Texas	1-28-03 L 50-84 Lubbock, Texas	* - Game later forfeited	12-3-93 W 80-65 Columbia, Mo. (Mid-America Classic)
1-11-03 L 59-70 Columbia, Mo.	2-17-04 L 68-73 Columbia, Mo.	<b>UAB</b> <i>[Mizzou leads, 2-0]</i>	12-10-09 W 83-34 Columbia, Mo.
2-3-04 L 55-89 Austin, Texas	1-26-05 L 45-75 Lubbock, Texas	12-13-85 W 74-58 Columbia, Mo. (Mid-America Classic)	<b>UTSA</b> <i>[Mizzou leads, 3-0]</i>
1-29-05 L 52-71 Columbia, Mo.	1-28-06 W 65-51 Columbia, Mo.	12-29-10 W 82-73 Columbia, Mo.	11-22-84 W 86-70 Plainview, Texas (Wayland Baptist Tournament)
1-14-06 L 58-64 Austin, Texas	3-8-06 W 81-75 Dallas, Texas (Big 12 Tournament)	<b>UCF</b> <i>[Mizzou leads, 1-0]</i>	12-10-88 W 89-68 Columbia, Mo. (Mid-America Classic)
1-10-07 L 77-79 (OT) Columbia, Mo.	1-17-07 L 55-63 Lubbock, Texas	12-29-95 W 111-93 Orlando, Fla. (Holiday Classic)	11-11-11 W 70-50 San Antonio, Texas
3-6-07 L 57-70 Oklahoma City, Okla. (Big 12 Tournament)	1-12-08 W 68-59 Columbia, Mo.	<b>UCLA</b> <i>[Mizzou leads, 2-0]</i>	<b>Valdosta State</b> <i>[Series tied, 1-1]</i>
1-26-08 L 37-67 Austin, Texas	3-7-09 L 37-63 Lubbock, Texas	12-17-81 W 59-57 Columbia, Mo.	11-24-78 L 81-103 Columbia, Mo. (Mid-America Classic)
2-24-09 L 56-66 Columbia, Mo.	3-7-10 W 58-55 (OT) Columbia, Mo.	1-5-83 W 62-61 Los Angeles, Calif.	12-15-79 W 83-73 Columbia, Mo. (Mid-America Classic)
3-12-09 L 59-62 Oklahoma City, Okla. (Big 12 Tournament)	1-12-11 L 56-63 Lubbock, Texas	<b>UC Riverside</b> <i>[Mizzou leads, 2-0]</i>	<b>Virginia Tech</b> <i>[Virginia Tech leads, 1-0]</i>
3-3-10 L 41-60 Austin, Texas	1-7-12 L 63-69 Columbia, Mo.	12-21-10 W 68-65 Columbia, Mo.	3-19-06 L 51-82 University Park, Pa. (NCAA Tournament)
3-11-10 L 59-64 Kansas City, Mo. (Big 12 Tournament)	2-5-12 L 49-76 Lubbock, Texas	12-19-16 W 68-62 Columbia, Mo.	<b>Wake Forest</b> <i>[Wake Forest leads, 2-0]</i>
1-8-11 W 85-80 (OT) Columbia, Mo.	<b>Texas Woman's</b> <i>[Mizzou leads, 1-0]</i>	<b>UC Santa Barbara</b> <i>[Series tied, 1-1]</i>	12-20-14 W 79-64 Winston-Salem, N.C.
3-8-11 L 66-79 Kansas City, Mo. (Big 12 Tournament)	1-10-77 W 92-59 Denton, Texas	1-2-86 W 81-57 Santa Barbara, Calif.	11-22-15 W 94-81 Columbia, Mo.
1-25-12 L 58-75 Austin, Texas	<b>Toledo</b> <i>[Mizzou leads, 2-0]</i>	12-31-90 L 64-69 Santa Barbara, Calif.	<b>Washington</b> <i>[Washington leads, 1-0]</i>
2-28-12 L 62-75 Columbia, Mo.	12-5-92 W 63-38 Columbia, Mo. (Mid-America Classic)	<b>UNC Charlotte</b> <i>[Mizzou leads, 2-0]</i>	11-17-16 L 66-79 Seattle, Wash. (Preseason WNIT)
3-21-16 L 55-73 Austin, Texas (NCAA Tournament)	12-3-08 W 70-50 Columbia, Mo.	12-5-97 W 80-56 Columbia, Mo. (Mid-America Classic)	<b>Wayland Baptist</b> <i>[Wayland Baptist leads, 4-3]</i>
<b>Texas A&amp;M Corpus Christi</b> <i>[Mizzou leads, 2-0]</i>	<b>Towson</b> <i>[Mizzou leads, 1-0]</i>	12-29-15 W 88-71 Columbia, Mo.	11-25-77 L 57-93
11-14-06 W 89-60 Columbia, Mo.	11-25-05 W 57-56 Pittsburgh, Pa. (Pitt Thanksgiving Tournament)	<b>Troy</b> <i>[Mizzou leads, 1-0]</i>	
11-12-11 W 75-58 Corpus Christi, Texas			
<b>Texas Southern</b> <i>[Mizzou leads, 1-0]</i>			

# ALL-TIME SERIES VS. NON-CON

Plainview, Texas (Wayland Baptist Tournament)		
11-23-79	L	81-84
Plainview, Texas (Wayland Baptist Tournament)		
11-27-80	L	50-59
Plainview, Texas (Wayland Baptist Tournament)		
12-13-80	W	67-62
Columbia, Mo. (Mid-America Classic)		
11-27-82	W	76-66
Plainview, Texas (Wayland Baptist Tournament)		
11-26-83	W	88-63
Plainview, Texas (Wayland Baptist Tournament)		
11-23-84	L	58-61
Plainview, Texas (Wayland Baptist Tournament)		

## WESCO

*[Wesco leads, 1-0]*

2-1-76	W	80-64
Wesco		

## West Virginia

*[Series tied, 1-1]*

12-23-96	L	75-85
Manoa, Hawai'i (Paradise Classic)		
12-2-18	W	68-51
Morgantown, W. Va.		

## Western Illinois

*[Mizzou leads, 12-1]*

11-21-81	W	96-50
Columbia, Mo.		
12-31-94	W	71-54
Macomb, Ill.		
12-19-95	W	90-33
Columbia, Mo.		
12-11-97	L	66-68 (OT)
Macomb, Ill.		
12-29-98	W	71-48
Columbia, Mo.		
3-19-03	W	72-69 (2 OT)
Columbia, Mo. (WNIT)		
11-22-08	W	61-54
Columbia, Mo.		
11-15-12	W	70-61
Columbia, Mo.		
12-22-13	W	75-60
Columbia, Mo.		
11-15-14	W	89-52
Columbia, Mo.		
11-29-16	W	71-68
Columbia, Mo.		
11-6-18	W	89-64
Macomb, Ill.		
11-5-19	W	97-89 (OT)
Columbia, Mo.		

## Western Kentucky

*[Series tied, 1-1]*

12-4-99	W	86-76
Columbia, Mo. (Mid-America Classic)		
11-10-17	L	76-79
Iowa City, Iowa (Hawkeye Challenge)		

## Western Michigan

*[Mizzou leads, 1-0]*

12-29-05	W	84-65
Columbia, Mo.		

## Wichita State

*[Mizzou leads, 7-0]*

11-26-76	W	80-54
Springfield, Mo. (Turkey Tournament)		
12-10-76	W	80-40
Columbia, Mo.		
1-7-77	W	90-66

Wichita, Kan. (Wichita State Tournament)		
11-19-77	W	84-49
Wichita, Kan.		
11-22-12	W	49-44
Cancun, Mexico (Cancun Challenge)		
11-18-15	W	57-37
Wichita, Kan.		
12-9-16	W	64-57
Columbia, Mo.		

## William Penn

*[Mizzou leads, 2-1]*

11-19-76	L	66-76
Oskaloosa, Iowa		
3-10-77	W	85-70
Decorah, Iowa (AIAW Region VI Championships)		
11-15-77	W	84-78
Columbia, Mo.		

## Wisconsin

*[Mizzou leads, 2-0]*

2-20-81	W	75-71
Columbia, Mo.		
3-16-01	W	71-68
Athens, Ga. (NCAA Tournament)		

## Wisconsin Milwaukee

*[Mizzou leads, 3-0]*

12-30-99	W	90-47
Columbia, Mo.		
12-30-00	W	88-64
Milwaukee, Wis.		
11-30-14	W	68-55
Columbia, Mo.		

## Wright State

*[Mizzou leads, 3-0]*

12-29-92	W	77-38
Dayton, Ohio		
11-26-11	W	67-46
Columbia, Mo.		
11-16-17	W	82-80
Columbia, Mo.		

## Wyoming

*[Series tied, 1-1]*

12-9-83	W	96-36
Columbia, Mo. (Mid-America Classic)		
3-18-07	L	67-73
Laramie, Wyo. (WNIT)		

## Xavier

*[Xavier leads, 2-1]*

1-5-10	L	60-68
Columbia, Mo.		
1-5-11	L	51-83
Cincinnati, Ohio		
12-18-17	W	74-48
West Palm Beach, Fla. (West Palm Invitational)		

## Youngstown State

*[Mizzou leads, 1-0]*

12-4-93	W	78-62
Columbia, Mo. (Mid-America Classic)		

# RANKINGS HISTORY

## WEEK-BY-WEEK RANKING (COACHES POLL STARTED IN 1986-87)

<b>1977-78</b>	<b>AP</b>	<b>Coaches</b>	Nov. 18, 1983	15	--	Nov. 13, 2017	23	--
Dec. 7, 1977	14	--	Nov. 27, 1983	17	--	Nov. 20, 2017	23	19
Jan. 11, 1978	18	--	Dec. 4, 1983	16	--	Nov. 27, 2017	19	18
Jan. 18, 1978	16	--	Dec. 11, 1983	16	--	Dec. 4, 2017	17	17
Jan. 25, 1978	16	--	Dec. 18, 1983	15	--	Dec. 11, 2017	16	16
Feb. 1, 1978	15	--	Dec. 25, 1983	16	--	Dec. 18, 2017	16	16
Feb. 8, 1978	19	--	Jan. 1, 1984	16	--	Dec. 25, 2017	16	16
Feb. 15, 1978	19	--	Jan. 8, 1984	14	--	Jan. 1, 2018	15	15
Feb. 22, 1978	18	--	Jan. 15, 1984	11	--	Jan. 8, 2018	12	13
March 1, 1978	18	--	Jan. 22, 1984	10	--	Jan. 15, 2018	11	12
March 5, 1978	15	--	Jan. 29, 1984	13	--	Jan. 22, 2018	11	11
March 15, 1978	13		Feb. 5, 1984	12	--	Jan. 29, 2018	15	15
			Feb. 12, 1984	9	--	Feb. 5, 2018	15	15
			Feb. 19, 1984	8	--	Feb. 12, 2018	13	13
			Feb. 26, 1984	7	--	Feb. 19, 2018	11	9
			March 4, 1984	9	--	Feb. 26, 2018	14	13
			March 11, 1984	11	--	March 5, 2018	16	14
						March 12, 2018	17	15
						April 2, 2018	--	22
			<b>1984-85</b>	<b>AP</b>	<b>Coaches</b>			
			Nov. 15, 1984	11	--	<b>2018-19</b>	<b>AP</b>	<b>Coaches</b>
			Nov. 26, 1984	17	--	Preseason	16	14
			Dec. 2, 1984	19	--	Nov. 12, 2018	16	14
			Dec. 9, 1984	18	--	Nov. 19, 2018	21	18
			Dec. 16, 1984	18	--	Dec. 3, 2018	23	25
			Dec. 24, 1984	18	--	Dec. 10, 2018	22	24
			Dec. 30, 1984	18	--	Jan. 21, 2019	25	--
						Feb. 18, 2019	--	25
			<b>1986-87</b>	<b>AP</b>	<b>Coaches</b>			
			Nov. 24, 1986	--	23			
			Dec. 2, 1986	--	23			
			Jan. 20, 1987	--	21			
			Jan. 27, 1987	--	22			
			<b>2000-01</b>	<b>AP</b>	<b>Coaches</b>			
			April 3, 2001	--	19			
			<b>2005-06</b>	<b>AP</b>	<b>Coaches</b>			
			Jan. 9, 2006	24	--			
			<b>2015-16</b>	<b>AP</b>	<b>Coaches</b>			
			Dec. 21, 2015	25	--			
			Dec. 28, 2015	23	--			
			Jan. 4, 2016	20	--			
			Jan. 11, 2016	24	--			
			Jan. 18, 2016	23	--			
			Jan. 25, 2016	22	24			
			Feb. 1, 2016	21	21			
			Feb. 22, 2016	22	24			
			<b>2016-17</b>	<b>AP</b>	<b>Coaches</b>			
			Preseason	24	--			
			Nov. 14, 2016	25	--			
			Feb. 20, 2017	24	--			
			Feb. 27, 2017	23	--			
			March 6, 2017	25	--			
			March 13, 2017	25	--			
			April 4, 2017	--	25			
			<b>2017-18</b>	<b>AP</b>	<b>Coaches</b>			
			Preseason	16	16			
<b>1983-84</b>	<b>AP</b>	<b>Coaches</b>						

# AP RANKINGS HISTORY

## AP RANKING HISTORY

### WHEN RANKED IN AP TOP 25

### RECORD BY AP RANKING

	G	W-L	Pct.	Rank	G	Record	Pct.	Last Win
Mizzou When Ranked In AP Top 25:	174	121-53	.695	1	0	0-0	.000	--
Mizzou When Ranked In AP Top 20:	137	98-39	.715	2	0	0-0	.000	--
Mizzou When Ranked In AP Top 15:	68	46-22	.676	3	0	0-0	.000	--
Mizzou When Ranked In AP Top 10:	12	8-4	.667	4	0	0-0	.000	--
Mizzou When Ranked In AP Top 5:	0	0-0	.000	5	0	0-0	.000	--
Joann Rutherford Era:	103	75-28	.728	6	0	0-0	.000	--
Cindy Stein Era:	2	1-1	.500	7	3	2-1	.667	Feb. 28, 1984 (Oklahoma)
Robin Pingeton Era:	69	45-24	.652	8	1	1-0	1.000	Feb. 22, 1984 (at Colorado)
vs. AP Ranked Opponent:	43	13-30	.302	9	5	4-1	.800	March 9, 1984 (Oklahoma State)
Home Record:	71	58-13	.817	10	2	1-1	.500	Jan. 24, 1984 (Iowa State)
Hearnes Center:	43	35-6	.861	11	13	8-5	.615	Feb. 22, 2018 (Vanderbilt)
Mizzou Arena:	31	24-7	.774	12	9	7-2	.778	Jan. 11, 2018 (at Vanderbilt)
Road Record:	65	38-27	.585	13	9	7-2	.778	Feb. 18, 2018 (Tennessee)
Neutral Site Record:	38	24-14	.632	14	9	6-3	.667	March 1, 2018 (vs. Ole Miss)
Regular-Season:	19	13-6	.684	15	16	9-7	.625	Feb. 8, 2018 (Kentucky)
Postseason Tournament:	19	11-8	.611	16	20	18-2	.900	Nov. 13, 2018 (Missouri State)
Overtime Record:	5	3-2	.600	17	15	11-4	.733	Dec. 10, 2017 (SIUE)
				18	13	8-5	.615	Dec. 14, 1984 (BYU)
				19	18	14-4	.778	Dec. 2, 2017 (New Orleans)
				20	4	1-3	.250	Jan. 7, 2016 (at Georgia)
				21	6	3-3	.500	Nov. 25, 2018 (vs. Duke)
				22	6	3-3	.500	Dec. 17, 2018 (Texas State)
				23	10	8-2	.800	Dec. 9, 2018 (at Saint Louis)
				24	7	5-2	.714	Feb. 26, 2017 (at Alabama)
				25	8	4-4	.500	Jan. 27, 2019 (Auburn)

### VS. AP TOP 25 RANKED TEAMS

### RECORD VS. AP TOP 25 TEAMS BY RANKING

	G	W-L	Pct.	Rank	G	Record	Pct.	Last Win
vs. AP Top 25:	285	60-226	.209	1	9	1-8	.111	Dec. 30, 2021 (South Carolina)
vs. AP Top 20:	241	48-193	.199	2	7	0-7	.000	--
vs. AP Top 15:	181	34-147	.187	3	13	1-12	.077	Jan. 18, 1980 (Kansas State)
vs. AP Top 10:	103	17-86	.165	4	5	3-2	.600	Jan. 7, 2018 (South Carolina)
vs. AP Top 5:	40	6-34	.150	5	7	1-6	.142	Feb. 14, 2019 (at Mississippi State)
Joann Rutherford Era:	105	26-79	.248	6	15	2-13	.133	Feb. 19, 2017 (South Carolina)
Cindy Stein Era:	94	13-81	.138	7	12	1-11	.083	Feb. 15, 1983 (Kansas State)
Robin Pingeton Era:	91	22-69	.241	8	10	1-9	.100	Jan. 14, 2016 (Mississippi State)
Home Record:	105	31-74	.295	9	9	3-6	.333	Feb. 3, 2013 (Tennessee)
Hearnes Center:	48	14-34	.291	10	18	5-13	.277	Jan. 6, 2019 (at Tennessee)
Mizzou Arena:	60	18-42	.300	11	12	2-10	.167	Feb. 18, 2018 (Tennessee)
Road Record:	119	10-109	.084	12	14	6-8	.468	Nov. 26, 2010 (vs. Georgetown)
Neutral Site Record:	64	19-45	.296	13	22	4-18	.181	March 8, 2019 (vs. Kentucky)
Regular-Season:	19	5-14	.263	14	16	3-13	.188	Feb. 28, 2013 (South Carolina)
Postseason Tournament:	45	14-31	.311	15	15	2-13	.133	March 6, 1986 (vs. Oklahoma)
Overtime Record:	11	6-5	.545	16	16	3-13	.187	Jan. 30, 2014 (Vanderbilt)
				17	15	4-11	.267	Feb. 28, 2001 (Colorado)
				18	10	2-8	.200	Feb. 7, 2019 (Texas A&M)
				19	7	1-6	.143	Feb. 17, 2007 (at Nebraska)
				20	14	4-10	.285	Jan. 28, 2004 (Oklahoma)
				21	10	2-8	.200	Feb. 27, 2022 (at Florida)
				22	6	3-3	.500	Jan. 24, 2016 (Florida)
				23	9	1-8	.111	March 5, 2011 (Iowa State)
				24	9	2-7	.222	March 16, 2001 (vs. Georgia)
				25	12	4-8	.333	Jan. 30, 2017 (Kentucky)

# COACHES RANKINGS HISTORY

## COACHES POLL RANKING HISTORY [STARTED IN 1986-87]

### WHEN RANKED IN COACHES POLL

### RECORD BY COACHES POLL RANKING

	G	W-L	Pct.	Rank	G	Record	Pct.	Last Win
Mizzou When Ranked In AP Top 25:	57	36-21	.632	1	0	0-0	.000	--
Mizzou When Ranked In AP Top 20:	37	27-10	.730	2	0	0-0	.000	--
Mizzou When Ranked In AP Top 15:	22	14-8	.636	3	0	0-0	.000	--
Mizzou When Ranked In AP Top 10:	2	1-1	.500	4	0	0-0	.000	--
Mizzou When Ranked In AP Top 5:	0	0-0	.000	5	0	0-0	.000	--
Joann Rutherford Era:	9	4-5	.444	6	0	0-0	.000	--
Cindy Stein Era:	0	0-0	.000	7	0	0-0	.000	--
Robin Pingeton Era:	48	32-16	.667	8	0	0-0	.000	--
vs. AP Ranked Opponent:	11	3-8	.273	9	2	1-1	.500	Feb. 22, 2018 (Vanderbilt)
Home Record:	25	18-7	.720	10	0	0-0	.000	--
Hearnes Center:	3	2-1	.667	11	2	0-2	.000	--
Mizzou Arena:	22	16-6	.723	12	2	2-0	1.000	Jan. 21, 2018 (Arkansas)
Road Record	17	9-8	.529	13	6	5-1	.833	March 1, 2018 (vs. Ole Miss)
Neutral Site Record:	15	9-6	.600	14	4	3-1	.750	Nov. 19, 2018 (SIUE)
Regular-Season:	12	8-4	.667	15	6	2-4	.333	Feb. 8, 2018 (Kentucky)
Postseason Tournament:	3	1-2	.333	16	6	5-1	.833	Dec. 31, 2017 (Alabama)
Overtime Record:	0	0-0	.000	17	2	2-0	1.000	Dec. 10, 2017 (SIUE)
				18	5	4-1	.800	Nov. 25, 2018 (vs. Duke)
				19	2	2-0	1.000	Nov. 25, 2017 (at California)
				20	0	0-0	.000	--
				21	4	0-4	.000	--
				22	2	1-1	.500	Jan. 31, 1987 (Kansas State)
				23	5	3-2	.600	Dec. 6, 1986 (vs. Northern Iowa)
				24	6	3-3	.500	Dec. 17, 2018 (Texas State)
				25	3	2-1	.667	Dec. 9, 2018 (at Saint Louis)

### VS. COACHES POLL RANKED TEAMS

### RECORD VS. COACHES POLL TEAMS BY RANKING

	G	W-L	Pct.	Rank	G	Record	Pct.	Last Win
vs. Coaches Poll Top 25:	233	45-188	.193	1	5	1-4	.200	Dec. 30, 2021 (vs. South Carolina)
vs. Coaches Poll Top 20:	190	29-161	.152	2	5	0-5	.000	--
vs. Coaches Poll Top 15:	148	25-123	.168	3	7	1-6	.143	March 7, 1994 (vs. Colorado)
vs. Coaches Poll Top 10:	79	12-67	.151	4	7	2-5	.286	Jan. 4, 2006 (Baylor)
vs. Coaches Poll Top 5:	32	7-25	.193	5	9	3-6	.333	Feb. 14, 2019 (at Mississippi State)
Joann Rutherford Era:	56	13-43	.232	6	11	2-9	.182	Jan. 14, 2016 (Mississippi State)
Cindy Stein Era:	94	13-81	.138	7	9	1-8	.111	Feb. 8, 2000 (Texas Tech)
Robin Pingeton Era:	90	21-69	.233	8	9	0-9	.000	--
Home Record:	96	27-69	.281	9	8	1-7	.125	Jan. 14, 1996 (Colorado)
Hearnes Center:	41	12-29	.292	10	10	2-8	.200	Jan. 6, 2019 (at Tennessee)
Mizzou Arena:	58	16-43	.271	11	13	3-10	.230	Feb. 18, 2018 (Tennessee)
Road Record	105	11-94	.102	12	21	5-16	.238	Feb. 26, 2015 (at Texas A&M)
Neutral Site Record:	38	8-30	.211	13	11	2-9	.181	March 8, 2019 (vs. Kentucky)
Regular-Season:	10	1-9	.100	14	12	1-11	.083	Feb. 18, 2009 (at Kansas State)
Postseason Tournament:	28	7-21	.250	15	10	1-9	.100	Feb. 27, 2022 (at Florida)
Overtime Record:	9	5-4	.555	16	5	0-5	.000	--
				17	16	2-14	.125	Jan. 6, 2001 (Texas)
				18	11	1-10	.091	Jan. 30, 2014 (Vanderbilt)
				19	7	1-6	.143	Jan. 15, 1992 (Kansas)
				20	10	2-8	.200	Feb. 17, 2007 (at Nebraska)
				21	12	6-6	.500	Dec. 2, 2018 (at West Virginia)
				22	9	1-8	.111	Feb. 7, 2019 (Texas A&M)
				23	8	3-5	.375	Nov. 25, 2017 (at California)
				24	8	2-6	.250	Jan. 8, 2011 (Texas)
				25	8	4-4	.500	March 5, 2011 (Iowa State)

# ALL-TIME RECORD WHEN RANKED

## 1977-78 | AP: 17-5

DATE	AP / COACHES	RESULT
12-9-77	14 / --	L, 66-76
Kansas State Columbia, Mo.		
12-11-77	18 / --	W, 81-65
Middle Tennessee Murfreesboro, Tenn.		
12-12-77	18 / --	W, 73-70
Tennessee Tech Cookeville, Tenn.		
12-13-77	18 / --	W, 67-66
Chattanooga Chattanooga, Tenn.		
12-14-77	18 / --	L, 83-101
No. 2 Tennessee Knoxville, Tenn.		
12-21-77	16 / --	W, 77-49
Nebraska Columbia, Mo.		
1-27-78	16 / --	W, 65-59
NW Missouri State Columbia, Mo.		
1-30-78	16 / --	W, 84-65
Central Missouri Columbia, Mo.		
2-2-78	15 / --	L, 69-70
No. 19 Kansas Columbia, Mo.		
2-4-78	15 / --	L, 61-71
Kansas State Manhattan, Kan.		
2-7-78	15 / --	W, 121-24
Missouri-St. Louis St. Louis, Mo.		
2-10-78	19 / --	W, 103-78
Missouri State Springfield, Mo.		
2-12-78	19 / --	W, 116-64
Saint Louis St. Louis, Mo.		
2-17-78	19 / --	W, 77-58
Illinois State Normal, Ill.		
2-18-78	19 / --	W, 58-53
Southern Illinois Edwardsville, Ill.		
2-23-78	18 / --	W, 93-60
Missouri State Columbia, Mo.		
2-24-78	18 / --	W, 71-68
NW Missouri State Columbia, Mo.		
3-9-78	15 / --	W, 93-60
Iowa State Manhattan, Kan. [AIAW Region VI Championships]		
3-10-78	15 / --	W, 95-63
No. 18 Kansas Manhattan, Kan. [AIAW Region VI Championships]		
3-11-78	15 / --	W, 70-68
Kansas State Manhattan, Kan. [AIAW Region VI Championships]		
3-17-78	13 / --	L, 64-70
No. 3 North Carolina State Denton, Texas [AIAW Satellite III Championships]		
3-18-78	13 / --	W, 79-69
No. 16 Ohio State Denton, Texas [AIAW Satellite III Championships]		
<b>1978-79</b>		
DATE	AP / COACHES	RESULT
11-25-78	19 / --	W, 92-85
Southeastern Louisiana Plainview, Texas		

11-28-78	19 / --	W, 101-36
SE Missouri Columbia, Mo.		
12-2-78	19 / --	W, 76-51
Saint Louis St. Louis, Mo.		
12-8-78	19 / --	W, 66-64
Cal State Fullerton Columbia, Mo.		
12-9-78	19 / --	L, 61-74
No. 1 Tennessee Columbia, Mo.		
12-12-78	19 / --	W, 71-60
Kansas State Manhattan, Kan.		
1-8-79	19 / --	L, 73-95
No. 16 Rutgers New Brunswick, N.J.		
1-9-79	19 / --	W, 73-71
No. 20 Montclair State Montclair, N.J.		
1-10-79	19 / --	L, 62-76
Queens Queens, N.Y.		
1-13-79	19 / --	L, 60-62
Southern Illinois Carbondale, Ill.		

1981-82   AP: 0-1		
DATE	AP / COACHES	RESULT
3-19-81	20 / --	L, 68-80
No. 7 Maryland Stanford, Calif. [NCAA Tournament]		

1982-83   AP: 21-6		
DATE	AP / COACHES	RESULT
12-4-82	18 / --	W, 84-74
Iowa State Ames, Iowa		
12-7-82	16 / --	W, 80-65
Central Missouri Columbia, Mo.		
12-10-82	16 / --	W, 83-61
Delta State Columbia, Mo.		
12-11-82	16 / --	W, 87-68
No. 11 Penn State Columbia, Mo.		
12-17-82	12 / --	W, 66-64
Oklahoma State Columbia, Mo.		
1-3-83	12 / --	L, 65-82
Long Beach State Long Beach, Calif.		
1-5-83	12 / --	W, 62-61
No. 13 UCLA Los Angeles, Calif.		
1-6-83	12 / --	W, 67-61
Pepperdine Pepperdine, Calif.		
1-12-83	12 / --	L, 77-88
No. 13 Kansas State Manhattan, Kan.		
1-15-83	12 / --	W, 69-61
Kansas Columbia, Mo.		
1-17-83	14 / --	W, 90-64
Colorado Columbia, Mo.		
1-22-83	14 / --	W, 109-73
Oklahoma Columbia, Mo.		
1-26-83	13 / --	W, 92-38
Saint Louis		

Columbia, Mo.		
1-29-83	13 / --	L, 111-118 (3 OT)
Kansas Lawrence, Kan.		
2-2-83	14 / --	W (forfeit)
Tulsa Columbia, Mo.		
2-4-83	14 / --	L, 68-83
Colorado Boulder, Colo.		
2-9-83	17 / --	W, 62-54
Nebraska Columbia, Mo.		
2-12-83	17 / --	L, 75-85
Oklahoma Norman, Okla.		
2-15-83	19 / --	W, 67-55
No. 8 Kansas Columbia, Mo.		
2-23-83	17 / --	W, 83-76 (2 OT)
Southern Illinois Columbia, Mo.		
2-26-83	17 / --	W, 83-69
Nebraska Lincoln, Neb.		
3-2-83	17 / --	W, 80-61
Oklahoma State Stillwater, Okla.		
3-5-83	17 / --	W, 59-54
Iowa State Columbia, Mo.		
3-10-83	17 / --	W, 82-58
Iowa State Norman, Okla. [Big Eight Tournament]		
3-11-83	17 / --	W, 75-74
Kansas Norman, Okla. [Big Eight Tournament]		
3-12-83	17 / --	W, 75-65
No. 14 Kansas State Norman, Okla. [Big Eight Tournament]		
3-19-83	15 / --	L, 76-89
Auburn Auburn, Ala. [NCAA Tournament]		

1983-84   AP: 25-6		
DATE	AP / COACHES	RESULT
11-19-83	15 / --	W, 110-47
Northern Iowa Columbia, Mo.		
11-24-83	15 / --	W, 99-70
Oklahoma Baptist Plainview, Texas [Wayland Baptist Invitational]		
11-25-83	15 / --	L, 79-81
Stephen F. Austin Plainview, Texas [Wayland Baptist Invitational]		
11-26-83	15 / --	W, 88-63
Wayland Baptist Plainview, Texas [Wayland Baptist Invitational]		
11-30-83	17 / --	L, 79-81
No. 1 USC Columbia, Mo.		
12-3-83	17 / --	W, 102-69
Missouri State Springfield, Mo.		
12-9-83	16 / --	W, 96-36
Wyoming Columbia, Mo.		
12-10-83	16 / --	W, 92-67
Florida A&M Columbia, Mo.		
1-2-84	16 / --	W, 72-32
Stanford Coral Gables, Fla. [Masonic Classic]		
1-3-84	16 / --	W, 85-66

Indiana Coral Gables, Fla. [Masonic Classic]		
1-5-84	16 / --	W, 83-66 (OT)
Florida State Coral Gables, Fla. [Masonic Classic]		
1-11-84	14 / --	W, 109-70
Oral Roberts Columbia, Mo.		
1-14-84	14 / --	W, 100-62
Creighton Columbia, Mo.		
1-18-84	11 / --	W, 71-62
Kansas Lawrence, Kan.		
1-21-84	11 / --	W, 92-71
Nebraska Lincoln, Neb.		
1-24-84	10 / --	W, 82-61
Iowa State Columbia, Mo.		
1-27-84	10 / --	L, 78-80
Oklahoma State Columbia, Mo.		
2-1-84	13 / --	W, 105-63
Colorado Columbia, Mo.		
2-4-84	13 / --	W, 73-68
Oklahoma Norman, Okla.		
2-8-84	12 / --	W, 66-62
No. 10 Kansas State Columbia, Mo.		
2-11-84	12 / --	W, 106-78
Nebraska Columbia, Mo.		
2-15-84	9 / --	W, 78-51
Iowa State Ames, Iowa		
2-18-84	9 / --	W, 92-61
Kansas Columbia, Mo.		
2-22-84	8 / --	W, 92-63
Colorado Boulder, Colo.		
2-26-84	7 / --	W, 82-65
Oklahoma State Columbia, Mo.		
2-28-84	7 / --	W, 102-77
Oklahoma Columbia, Mo.		
3-3-84	7 / --	L, 84-100
No. 11 Kansas State Manhattan, Kan.		
3-6-84	9 / --	W, 113-51
Colorado Kansas City, Mo. [Big Eight Tournament]		
3-9-84	9 / --	W, 94-69
Oklahoma State Kansas City, Mo. [Big Eight Tournament]		
3-10-84	9 / --	L, 75-84
No. 7 Kansas State Kansas City, Mo. [Big Eight Tournament]		
3-18-84	11 / --	L, 82-92
No. 8 LSU Baton Rouge, La. [NCAA Tournament]		

1984-85   AP: 6-6		
DATE	AP / COACHES	RESULT
11-17-84	11 / --	W, 119-70
Cleveland State Columbia, Mo.		
11-22-84	11 / --	W, 86-70
Texas San Antonio		

# ALL-TIME RECORD WHEN RANKED

Plainview, Texas (Wayland Baptist Invitational)	11-23-84	11 / --	L, 58-61
Wayland Baptist	Plainview, Texas (Wayland Baptist Invitational)	11-24-84	11 / -- W, 103-68
Oregon State	Plainview, Texas (Wayland Baptist Invitational)	11-28-84	17 / -- L, 70-76
Plainview, Texas (Wayland Baptist Invitational)	No. 11 San Diego State	12-5-84	19 / -- W, 104-69
Columbia, Mo.	Missouri State	12-8-84	18 / -- W, 95-75
12-5-84	Columbia, Mo.	12-14-84	18 / -- W, 104-102 (OT)
12-15-84	Columbia, Mo.	BYU	Columbia, Mo.
No. 3 Georgia	Columbia, Mo.	12-15-84	18 / -- L, 67-70
Columbia, Mo.	No. 15 Rutgers	1-2-85	18 / -- L, 63-66
1-2-85	Coral Gables, Fla. (Court Classic)	1-3-85	18 / -- L, 62-75
No. 14 Auburn	Coral Gables, Fla. (Court Classic)	1-5-85	18 / -- L, 81-82
Coral Gables, Fla. (Court Classic)	Miami (Fla.)	Coral Gables, Fla. (Court Classic)	

**1986-87 | AP: 0-0 | COACHES: 4-5**

DATE	AP / COACHES	RESULT	
11-29-86	-- / 23	L, 73-74	
James Madison	Bowling Green, Ind. (Western Kentucky Invitational)	11-30-86	-- / 23 W, 69-66
Arkansas	Bowling Green, Ind. (Western Kentucky Invitational)	12-3-86	-- / 23 W, 91-72
UMKC	Columbia, Mo.	12-5-86	-- / 23 L, 74-83
No. 18/17 Old Dominion	DeKalb, Ill. (Northern Illinois Fastbreak Fest)	12-6-86	-- / 23 W, 85-54
Northern Iowa	DeKalb, Ill. (Northern Illinois Fastbreak Fest)	1-21-87	-- / 21 L, 73-74
Kansas	Lawrence, Kan.	1-24-87	-- / 21 L, 91-94
Colorado	Columbia, Mo.	1-24-87	-- / 22 L, 78-88
Nebraska	Lincoln, Neb.	1-31-87	-- / 22 W, 78-74
Kansas State	Columbia, Mo.		

**2005-06 | AP: 1-1 | COACHES: 0-0**

DATE	AP / COACHES	RESULT	
1-11-06	24 / --	W, 64-58	
Nebraska	Lincoln, Neb.	1-14-06	24 / -- L, 54-63
Texas	Austin, Texas		

**2015-16 | AP: 7-8 | COACHES: 2-4**

DATE	AP / COACHES	RESULT	
12-21-15	25 / --	W, 82-56	
Texas State	Columbia, Mo.	12-29-15	23 / -- W, 88-71
Charlotte	Columbia, Mo.	1-4-16	20 / -- L, 55-71
No. 12/11 Tennessee	Columbia, Mo.	1-7-16	20 / -- W, 54-48
Georgia	Athens, Ga.	1-10-16	20 / -- L, 58-83
No. 2/2 South Carolina	Columbia, S.C.	1-14-16	24 / -- W, 66-54
No. 7/6 Mississippi State	Columbia, Mo.	1-17-16	24 / -- L, 52-64
Arkansas	Fayetteville, Ark.	1-21-16	23 / -- L, 77-81 (OT)
No. 13/12 Texas A&M	College Station, Texas	1-24-16	23 / -- W, 79-84
No. 22/23 Florida	Columbia, Mo.	1-28-16	22 / 24 W, 52-46
LSU	Columbia, Mo.	1-31-16	22 / 24 W, 60-46
Ole Miss	Oxford, Miss.	2-4-16	21 / 21 L, 50-65
Georgia	Columbia, Mo.	2-7-16	21 / 21 L, 42-52
No. 11/12 Mississippi State	Starkville, Miss.	2-25-16	22 / 24 L, 59-69
No. 15/14 Kentucky	Lexington, Ky.	2-28-16	22 / 24 L, 52-56
Vanderbilt	Columbia, Mo.		

**2016-17 | AP: 5-3 | COACHES: 0-0**

DATE	AP / COACHES	RESULT	
11-11-16	24 / --	W, 52-46	
Abilene Christian	Columbia, Mo.	11-14-16	25 / -- W, 55-35
Nebraska	Lincoln, Neb.	11-17-16	25 / -- L, 66-79
No. 17/15 Washington	Seattle, Wash. (Preseason WNIT)	2-23-17	24 / -- W, 100-65
Ole Miss	Columbia, Mo.	2-26-17	24 / -- W, 65-56
Alabama	Tuscaloosa, Ala.	3-3-17	23 / -- L, 48-62
Texas A&M	Greenville, S.C. (SEC Tournament)	3-17-17	25 / -- W, 66-64
South Florida	Tallahassee, Fla. (NCAA		

Tournament)	3-19-17	25 / --	L, 55-73
No. 10/13 Florida State	Tallahassee, Fla. (NCAA Tournament)		

**2017-18 | AP: 24-8 | COACHES: 22-8**

DATE	AP / COACHES	RESULT	
11-10-17	16 / 16	L, 76-79	
Western Kentucky	Iowa City, Iowa (Hawkeye Challenge)	11-11-17	16 / 16 W, 66-51
Quinnipiac	Iowa City, Iowa (Hawkeye Challenge)	11-16-17	23 / -- W, 82-80
Wright State	Columbia, Mo.	11-19-17	23 / -- W, 69-59
Missouri State	Springfield, Mo.	11-24-17	23 / 19 W, 73-50
Coppin State	Berkely, Calif. (Cal Classic)	11-25-17	23 / 19 W, 55-52
No. 21/23 California	Berkeley, Calif. (Cal Classic)	11-30-17	19 / 18 W, 73-59
Kansas State	Columbia, Mo.	12-2-17	19 / 18 W, 81-45
New Orleans	Columbia, Mo.	12-8-17	17 / 17 W, 70-58
Saint Louis	Columbia, Mo.	12-10-17	17 / 17 W, 78-48
SIUE	Columbia, Mo.	12-17-17	16 / 16 W, 75-55
Indiana	West Palm Beach, Fla. (West Palm Invitational)	12-18-17	16 / 16 W, 74-48
Xavier	West Palm Beach, Fla. (West Palm Invitational)	12-22-17	16 / 16 W, 72-55
Illinois	Columbia, Mo.	12-31-17	16 / 16 W, 62-56
Alabama	Columbia, Mo.	1-4-18	15 / 15 L, 65-69
LSU	Columbia, Mo.	1-7-18	15 / 15 W, 83-74
No. 4/5 South Carolina	Columbia, Mo.	1-11-18	12 / 13 W, 81-70
Vanderbilt	Nashville, Tenn.	1-18-18	11 / 12 W, 67-48
Ole Miss	Oxford, Miss.	1-21-18	11 / 12 W, 88-54
Arkansas	Columbia, Mo.	1-25-18	11 / 11 L, 50-62
No. 21/20 Georgia	Athens, Ga.	1-28-18	11 / 11 L, 54-64
No. 9/7 South Carolina	Columbia, S.C.	2-1-18	15 / 15 L, 53-57
2-1-18	No. 2 Mississippi State	Columbia, Mo.	

2-5-18	15 / 15	W, 66-64	
Florida	Columbia, Mo.	2-8-18	15 / 15 W, 83-78
Kentucky	Columbia, Mo.	2-12-18	13 / 13 W, 84-58
Arkansas	Fayetteville, Ark.	2-15-18	13 / 13 W, 58-51
Auburn	Auburn, Ala.	2-18-18	13 / 13 W, 77-73
No. 11/11 Tennessee	Columbia, Mo.	2-22-18	11 / 9 W, 83-68
Vanderbilt	Columbia, Mo.	2-25-18	11 / 9 L, 63-82
No. 17/18 Texas A&M	College Station, Texas	3-1-18	14 / 13 W, 59-50
Ole Miss	Nashville, Tenn. (SEC Tournament)	3-2-18	14 / 13 L, 41-55
No. 19/18 Georgia	Nashville, Tenn. (SEC Tournament)	3-17-18	17 / 15 L, 70-80
Florida Gulf Coast	Palo Alto, Calif. (NCAA Tournament)		

**2018-19 | AP: 9-4 | COACHES: 8-4**

DATE	AP / COACHES	RESULT	
11-6-18	16 / 14	W, 89-64	
Western Illinois	Macomb, Ill.	11-13-18	16 / 14 W, 65-61
Missouri State	Columbia, Mo.	11-16-18	16 / 14 L, 49-56
Green Bay	Columbia, Mo.	11-19-18	21 / 14 W, 59-36
SIUE	Columbia, Mo.	11-23-18	21 / 18 L, 54-70
Michigan	Fort Myers, Fla. (Gulfcoast Showcase)	11-24-18	21 / 18 W, 65-51
Quinnipiac	Fort Myers, Fla. (Gulfcoast Showcase)	11-25-18	21 / 18 W, 62-54
Duke	Fort Myers, Fla. (Gulfcoast Showcase)	12-6-18	23 / 25 W, 66-59
UMKC	Columbia, Mo.	12-9-18	23 / 25 W, 74-62
Saint Louis	St. Louis, Mo.	12-15-18	22 / 24 L, 61-74
South Dakota	Columbia, Mo.	12-17-18	22 / 24 W, 69-50
Texas State	Columbia, Mo.	1-21-19	25 / -- L, 65-79
No. 19/20 South Carolina	Columbia, S.C.	1-24-19	25 / -- L, 42-51
No. 15/12 Kentucky	Lexington, Ky.	1-27-19	25 / -- W, 74-65
Auburn			

# ALL-TIME VS. RANKED OPPONENTS

## 1976-77 | vs. AP: 1-3

DATE	AP / COACHES	RESULT
11-19-76	7 / --	L, 66-76
William Penn		
Oskaloosa, Iowa		
3-10-77	17 / --	W, 85-70
William Penn		
AIAW Region VI Championships (Decorah, Iowa)		
3-23-77	19 / --	L, 66-80
Southern Connecticut State		
AIAW Nationals (Minneapolis, Minn.)		
3-25-77	12 / --	L, 75-85
Baylor		
AIAW Nationals (Minneapolis, Minn.)		

## 1977-78 | vs. AP: 4-4

DATE	AP / COACHES	RESULT
11-24-77	20 / --	W, 87-81
Long Beach State		
Plainview, Texas (Wayland Baptist Tournament)		
11-25-77	3 / --	L, 57-93
Wayland Baptist		
Plainview, Texas (Wayland Baptist Tournament)		
11-26-77	16 / --	W, 70-58
Kansas State		
Plainview, Texas (Wayland Baptist Tournament)		
1-7-78	15 / --	W, 84-81
Kansas		
Lawrence, Kan. (Big Eight Tournament)		
1-14-78	2 / --	L, 83-101
Tennessee		
Knoxville, Tenn.		
2-2-78	19 / --	L, 69-70
Kansas		
Columbia, Mo.		
3-10-78	18 / --	W, 95-63
Kansas		
Manhattan, Kan. (AIAW Region VI Championships)		
3-17-78	3 / --	L, 64-70
North Carolina State		
Denton, Texas (AIAW Satellite III Championships)		

## 1978-79 | vs. AP: 1-5

DATE	AP / COACHES	RESULT
11-24-78	13 / --	L, 81-103
Valdosta State		
Plainview, Texas (Wayland Baptist Tournament)		
12-9-78	1 / --	L, 61-74
Tennessee		
Columbia, Mo. (Mid-America Classic)		
1-8-79	16 / --	L, 73-95
Rutgers		
Rutger, N.J.		
1-9-79	20 / --	W, 73-71
Montclair State		
Montclair, N.J.		
2-16-79	17 / --	L, 68-97
Kansas		
Lawrence, Kan.		
3-10-79	17 / --	L, 70-79
Kansas		
Manhattan, Kan. (AIAW Region VI Championships)		

## 1979-80 | vs. AP: 3-6

DATE	AP / COACHES	RESULT
11-24-79	14 / --	W, 1-0*
Kansas		
Plainview, Texas (Wayland Baptist Tournament)		
1-8-80	6 / --	L, 67-96
Long Beach State		
Long Beach, Calif.		
1-18-80	13 / --	W, 81-76
Kansas State		

Columbia, Mo. (Big Eight Tournament)		
1-19-80	9 / --	L, 80-86
Kansas		
Columbia, Mo. (Big Eight Tournament)		
2-12-80	11 / --	L, 60-69
Kansas State		
Manhattan, Kan.		
2-15-80	10 / --	L, 74-82
Kansas		
Columbia, Mo.		
2-18-80	2 / --	L, 74-77
Texas		
Austin, Texas		
2-19-80	6 / --	L, 49-80
Stephen F. Austin		
Nacogdoches, Texas		
3-1-80	10 / --	W, 77-73
Kansas		
Pittsburg, Kan. (AIAW Sub-Regional)		

\* - Game later forfeited

## 1980-81 | vs. AP: 1-4

DATE	AP / COACHES	RESULT
12-2-80	14 / --	L, 68-74
Kansas State		
Manhattan, Kan.		
12-13-80	20 / --	W, 67-62
Wayland Baptist		
Columbia, Mo. (Mid-America Classic)		
1-16-81	15 / --	L, 77-85
Kansas State		
Lawrence, Kan. (Big Eight Tournament)		
2-3-81	3 / --	L, 57-81
Kansas		
Lawrence, Kan.		
3-14-81	15 / --	L, 65-75
Minnesota		
Minneapolis, Minn.		

## 1981-82 | vs. AP: 2-3

DATE	AP / COACHES	RESULT
11-26-81	18 / --	L, 58-62
Stephen F. Austin		
Plainview, Texas (Wayland Baptist Tournament)		
11-28-81	16 / --	L, 52-68
Clemson		
Plainview, Texas (Wayland Baptist Tournament)		
12-17-81	17 / --	W, 59-57
UCLA		
Columbia, Mo.		
3-13-82	9 / --	W, 59-53
Oregon		
Eugene, Ore. (NCAA Tournament)		
3-19-82	7 / --	L, 68-80
Maryland		
Stanford, Calif. (NCAA Tournament)		

## 1982-83 | vs. AP: 5-3

DATE	AP / COACHES	RESULT
11-26-82	17 / --	W, 80-79
Stephen F. Austin		
Plainview, Texas (Wayland Baptist Tournament)		
12-11-82	11 / --	W, 87-68
Penn State		
Columbia, Mo. (Mid-America Classic)		
1-3-83	7 / --	L, 65-82
Long Beach State		
Long Beach, Calif.		
1-5-83	13 / --	W, 62-61
UCLA		
Los Angeles, Calif.		
1-12-83	13 / --	L, 77-88
Kansas State		

Manhattan, Kan.		
2-15-83	8 / --	W, 67-55
Kansas State		
Columbia, Mo.		
3-12-83	14 / --	W, 75-65
Kansas State		
Norman Okla. (Big Eight Tournament)		
3-19-83	14 / --	L, 76-89
Auburn		
Auburn, Ala. (NCAA Tournament)		

## 1983-84 | vs. AP: 1-4

DATE	AP / COACHES	RESULT
11-30-83	1 / --	L, 79-81
USC		
Columbia, Mo.		
2-8-84	10 / --	W, 66-62
Kansas State		
Columbia, Mo.		
3-3-84	11 / --	L, 84-100
Kansas State		
Manhattan, Kan.		
3-10-84	7 / --	L, 75-84
Kansas State		
Kansas City, Mo. (Big Eight Tournament)		
3-18-84	8 / --	L, 82-92
LSU		
Baton Rouge, La. (NCAA Tournament)		

## 1984-85 | vs. AP: 0-5

DATE	AP / COACHES	RESULT
11-28-84	11 / --	L, 70-76
San Diego State		
Columbia, Mo.		
12-15-84	3 / --	L, 67-70
Georgia		
Columbia, Mo. (Mid-America Classic)		
1-2-85	15 / --	L, 63-66
Rutgers		
Coral Gables, Fla. (Court Classic)		
1-3-85	14 / --	L, 62-75
Auburn		
Coral Gables, Fla. (Court Classic)		
3-14-85	2 / --	L, 84-85 (OT)
Louisiana Monroe		
Monroe, La. (NCAA Tournament)		

## 1985-86 | vs. AP: 1-5 | vs.

DATE	AP / COACHES	RESULT
12-27-85	3 / 3	L, 68-108
USC		
Los Angeles, Calif. (TransAmerica Classic)		
12-28-85	18 / 18	L, 80-87
North Carolina		
Los Angeles, Calif. (TransAmerica Classic)		
1-25-86	14 / 17	L, 79-105
Oklahoma		
Columbia, Mo.		
2-22-86	16 / 16	L, 80-88
Oklahoma		
Norman, Okla.		
3-6-86	15 / 17	W, 71-66
Oklahoma		
Kansas City, Mo. (Big Eight Tournament)		
3-14-86	1 / 1	L, 67-108
Texas		
Austin, Texas (NCAA Tournament)		

## 1986-87 | vs. AP: 0-3 | vs.

DATE	AP / COACHES	RESULT
11-29-86	19 / 18	L, 73-74
James Madison		

Bowling Green, Ky. (Western Kentucky Invitational)		
12-5-86	18 / 17	L, 74-83
Old Dominion		
De Kalb, Ill. (Northern Illinois Fastbreak Fest)		
1-8-87	10 / 11	L, 67-80
Georgia		
Athens, Ga.		
1-17-87	-- / 20	W, 72-70
Oklahoma		
Columbia, Mo.		
2-7-87	-- / 25	W, 86-76
Oklahoma		
Norman, Okla.		

## 1987-88 | vs. AP: 0-2 | vs.

DATE	AP / COACHES	RESULT
11-28-87	6 / 7	L, 71-85
Iowa		
Iowa City, Iowa (Hawkeye Challenge)		
11-29-87	16 / 15	L, 51-69
Southern Illinois		
Iowa City, Iowa (Hawkeye Challenge)		
1-2-88	-- / 23	W, 67-51
LSU		
Baton Rouge, La.		
2-13-88	-- / 21	W, 78-74
Nebraska		
Columbia, Mo.		

## 1988-89 | vs. AP: 0-5 | vs.

DATE	AP / COACHES	RESULT
12-2-88	6 / 9	L, 60-75
Stanford		
Evanston, Ill. (Northwestern Tournament)		
1-3-89	16 / 14	L, 75-97
San Diego State		
San Diego, Calif.		
1-25-89	18 / 21	L, 67-75
Colorado		
Columbia, Mo.		
2-8-89	15 / 15	L, 73-86
Colorado		
Boulder, Colo.		
3-5-89	10 / 12	L, 67-83
Colorado		
Salina, Kan. (Big Eight Tournament)		

## 1989-90 | vs. AP: 0-1 | vs.

DATE	AP / COACHES	RESULT
11-27-89	14 / 12	L, 50-56
LSU		
Columbia, Mo.		

## 1990-91 | vs. AP: 0-1 | vs.

DATE	AP / COACHES	RESULT
1-9-91	25 / 24	L, 60-81
Oklahoma State		
Stillwater, Okla.		
2-17-91	-- / 24	L, 45-89
Oklahoma State		
Columbia, Mo.		
3-2-91	-- / 24	L, 76-84
Oklahoma State		
Salina, Kan. (Big Eight Tournament)		

## 1991-92 | vs. AP: 1-2 | vs.

DATE	AP / COACHES	RESULT
12-7-91	6 / 5	L, 62-89
Iowa		

# ALL-TIME VS. RANKED OPPONENTS

Columbia, Mo. (Mid-America Classic) 1-15-92 24 / 19 W, 57-56 Kansas Columbia, Mo. 2-29-92 17 / 17 L, 67-70 Kansas Lawrence, Kan.	Kansas Salina, Kan. (Big Eight Tournament)  <b>1995-96   vs. AP: 1-3   vs. COACHES: 1-3</b> <b>DATE AP / COACHES RESULT</b> 12-30-95 20 / 17 L, 57-75 Oklahoma State Orlando, Fla. (Holiday Classic) 1-14-96 12 / 9 W, 72-61 Colorado Columbia, Mo. 1-28-96 24 / 22 L, 51-69 Oklahoma State Stillwater, Okla. 2-10-96 19 / 16 L, 56-67 Colorado Boulder, Colo.	Kansas City, Mo. (Big 12 Tournament)  <b>1999-00   vs. AP: 2-3   vs. COACHES: 2-3</b> <b>DATE AP / COACHES RESULT</b> 1-5-00 10 / 11 L, 67-79 Iowa State Columbia, Mo. 1-26-00 NR / 23 L, 71-90 Kansas Lawrence, Kan. 1-29-00 23 / NR L, 71-76 Oklahoma Columbia, Mo. 2-8-00 9 / 7 W, 52-49 Texas Tech Columbia, Mo. 2-19-00 10 / 9 L, 66-101 Iowa State Ames, Iowa 2-23-00 25 / 24 W, 65-62 Kansas Columbia, Mo.	Iowa State Ames, Iowa 2-5-02 11 / 10 L, 61-79 Kansas State Columbia, Mo. 2-13-02 13 / 13 L, 47-78 Colorado Boulder, Colo. 2-20-02 13 / 11 L, 52-62 Iowa State Columbia, Mo. 2-23-02 3 / 3 L, 70-90 Oklahoma Columbia, Mo. 2-27-02 14 / 14 L, 55-74 Texas State Manhattan, Kan. 3-5-02 17 / 17 L, 51-78 Texas Tech Kansas City, Mo. (Big 12 Tournament)
<b>1992-93   vs. AP: 1-4   vs. COACHES: 1-4</b> <b>DATE AP / COACHES RESULT</b> 1-16-93 6 / 7 L, 53-67 Colorado Columbia, Mo. 1-29-93 21 / 19 L, 49-58 Oklahoma State Columbia, Mo. 2-13-93 4 / 4 L, 52-75 Colorado Boulder, Colo. 2-23-93 21 / 22 L, 64-65 Nebraska Columbia, Mo. 2-28-93 22 / 21 W, 64-63 (OT) Oklahoma State Stillwater, Okla.	<b>1996-97   vs. AP: 1-3   vs. COACHES: 1-3</b> <b>DATE AP / COACHES RESULT</b> 1-25-97 12 / 14 L, 77-84 Texas Columbia, Mo. 2-5-97 12 / 11 W, 68-66 Kansas Columbia, Mo. 2-19-97 12 / 11 L, 60-70 Kansas Lawrence, Kan. 3-1-97 15 / 16 L, 58-62 Texas Tech Lubbock, Texas	<b>2000-01   vs. AP: 4-6   vs. COACHES: 4-6</b> <b>DATE AP / COACHES RESULT</b> 1-3-01 13 / 12 L, 64-82 Texas Tech Lubbock, Texas 1-6-01 12 / 17 W, 68-52 Texas Columbia, Mo. 1-17-01 7 / 7 L, 67-68 Iowa State Ames, Iowa 1-31-01 8 / 7 L, 63-73 Iowa State Columbia, Mo. 2-3-01 10 / 12 L, 62-82 Oklahoma Norman, Okla. 2-28-01 17 / 21 W, 78-61 Colorado Boulder, Colo. 3-7-01 20 / 21 L, 72-83 Colorado Kansas City, Mo. (Big 12 Tournament) 3-16-01 24 / 25 W, 71-68 Wisconsin Athens, Ga. (NCAA Tournament) 3-18-01 4 / 4 W, 78-65 Georgia Athens, Ga. (NCAA Tournament) 3-24-01 6 / 6 L, 67-78 Louisiana Tech Pittsburgh, Pa. (NCAA Tournament)	<b>2002-03   vs. AP: 0-4   vs. COACHES: 0-4</b> <b>DATE AP / COACHES RESULT</b> 1-11-03 20 / 20 L, 59-70 Texas Columbia, Mo. 1-28-03 8 / 8 L, 50-84 Texas Tech Lubbock, Texas 2-5-03 5 / 5 L, 52-68 Kansas State Manhattan, Kan. 2-19-03 5 / 5 L, 56-66 Kansas State Columbia, Mo.
<b>1993-94   vs. AP: 3-4   vs. COACHES: 3-4</b> <b>DATE AP / COACHES RESULT</b> 1-7-94 12 / 12 L, 52-63 Kansas Lawrence, Kan. 1-16-94 7 / 7 L, 65-75 Colorado Boulder, Colo. 2-6-94 6 / 6 W, 78-77 Kansas Columbia, Mo. 2-12-94 5 / 5 L, 50-62 Colorado Columbia, Mo. 3-5-94 12 / 12 W, 72-66 Kansas Salina, Kan. (Big Eight Tournament) 3-7-94 3 / 3 W, 79-71 Colorado Salina, Kan. (Big Eight Tournament) 3-16-94 6 / 6 L, 61-75 Texas Tech Lubbock, Texas (NCAA Tournament)	<b>1997-98   vs. AP: 0-3   vs. COACHES: 0-3</b> <b>DATE AP / COACHES RESULT</b> 12-30-97 25 / -- L, 79-80 Arkansas Fayetteville, Ark. 1-4-98 6 / 6 L, 65-79 Texas Tech Columbia, Mo. 2-4-98 25 / 22 L, 61-79 Nebraska Lincoln, Neb. 2-17-98 -- / 24 L, 91-96 Nebraska Columbia, Mo.	<b>2001-02   vs. AP: 1-10   vs. COACHES: 1-10</b> <b>DATE AP / COACHES RESULT</b> 1-9-02 10 / 12 W, 82-71 Texas Tech Columbia, Mo. 1-19-02 13 / 11 L, 59-80 Baylor Columbia, Mo. 1-22-02 13 / 12 L, 51-73 Texas Austin, Texas 1-26-02 20 / 19 L, 56-78 Colorado Columbia, Mo. 1-30-02 16 / 12 L, 61-87	<b>2003-04   vs. AP: 1-9   vs. COACHES: 1-9</b> <b>DATE AP / COACHES RESULT</b> 1-7-04 11 / 12 L, 59-95 Kansas State Manhattan, Kan. 1-18-04 15 / 15 L, 54-71 Colorado Boulder, Colo. 1-28-04 20 / 21 W, 77-65 Oklahoma Columbia, Mo. 1-31-04 11 / 10 L, 66-68 Colorado Columbia, Mo. 2-3-04 3 / 4 L, 55-89 Texas Austin, Texas 2-11-04 18 / 20 L, 59-83 Baylor Columbia, Mo. 2-17-04 9 / 9 L, 68-73 Texas Tech Columbia, Mo. 2-22-04 8 / 8 L, 90-93 (2 OT) Kansas State Columbia, Mo. 3-10-04 8 / 8 L, 58-79 Kansas State Dallas, Texas (Big 12 Tournament) 3-20-04 10 / 8 L, 44-68 Stanford Tempe, Ariz. (NCAA Tournament)
<b>1994-95   vs. AP: 0-6   vs. COACHES: 1-5</b> <b>DATE AP / COACHES RESULT</b> 1-8-95 -- / 25 W, 82-75 Oklahoma State Columbia, Mo. 1-14-95 6 / 6 L, 67-75 Colorado Columbia, Mo. 1-25-95 17 / 17 L, 66-82 Kansas Columbia, Mo. 2-5-95 25 / -- L, 57-80 Oklahoma Norman, Okla. 2-12-95 3 / 3 L, 57-79 Colorado Boulder, Colo. 2-26-95 24 / 23 L, 65-94 Kansas Lawrence, Kan. 3-4-95 23 / 22 L, 67-74	<b>1998-99   vs. AP: 0-7   vs. COACHES: 0-7</b> <b>DATE AP / COACHES RESULT</b> 1-3-99 24 / 16 L, 67-83 Nebraska Lincoln, Neb. 1-13-99 23 / 21 L, 52-54 Kansas Lawrence, Kan. 1-30-99 16 / 16 L, 54-80 Iowa State Columbia, Mo. 2-7-99 22 / 20 L, 37-48 Kansas Columbia, Mo. 2-13-99 13 / 10 L, 68-74 Texas Tech Lubbock, Texas 2-23-99 20 / 17 L, 58-84 Iowa State Ames, Iowa 3-2-99 21 / 17 L, 44-63 Iowa State	<b>2004-05   vs. AP: 0-9   vs. COACHES: 0-9</b> <b>DATE AP / COACHES RESULT</b>	

# ALL-TIME VS. RANKED OPPONENTS

12-18-04 2 / 2 Stanford Columbia, Mo.	L, 55-71	Oklahoma State Stillwater, Okla.	2-3-10 12 / 10 Texas A&M College Station, Texas	L, 55-65	2-14-12 14 / 13 Texas A&M Columbia, Mo.	L, 52-56
1-11-05 23 / 22 Kansas State Manhattan, Kan.	L, 44-87	1-23-08 6 / 6 Baylor Columbia, Mo.	2-7-10 22 / 19 Iowa State Columbia, Mo.	L, 39-65	<b>2012-13   vs. AP: 2-4   vs. COACHES: 2-4</b>	<b>DATE AP / COACHES RESULT</b>
1-15-05 24 / 24 Iowa State Ames, Iowa	L, 59-65	1-29-08 NR / 23 Texas A&M College Station, Texas	2-13-10 3 / 4 Nebraska Columbia, Mo.	L, 78-82	1-3-13 10 / 11 Georgia Athens, Ga.	L, 46-77
1-26-05 13 / 14 Texas Tech Lubbock, Texas	L, 45-75	2-6-08 10 / 10 Oklahoma Columbia, Mo.	2-20-10 13 / 12 Iowa State Ames, Iowa	L, 42-55	1-10-13 9 / 9 Tennessee Knoxville, Tenn.	L, 39-84
1-29-05 15 / 15 Texas Columbia, Mo.	L, 52-71	2-17-08 17 / 17 Kansas State Columbia, Mo.	2-27-10 3 / 3 Nebraska Lincoln, Neb.	L, 51-67	1-13-13 6 / 6 Kentucky Columbia, Mo.	L, 43-69
2-16-05 7 / 8 Baylor Waco, Texas	L, 57-74	3-1-08 21 / 17 Kansas State Manhattan, Kan.	3-3-10 18 / 22 Texas Austin, Texas	L, 41-60	1-27-13 16 / 18 Texas A&M College Station, Texas	L, 58-77
2-23-05 21 / 20 Iowa State Columbia, Mo.	L, 70-76	3-11-08 13 / 11 Oklahoma Kansas City, Mo. (Big 12 Tournament)	3-11-10 15 / 20 Texas Kansas City, Mo. (Big 12 Tournament)	L, 59-64	2-3-13 9 / 10 Tennessee Columbia, Mo.	W, 80-63
3-2-05 17 / 18 Kansas State Columbia, Mo.	L, 53-80	3-12-08 11 / 12 Texas A&M Kansas City, Mo. (Big 12 Tournament)	<b>2010-11   vs. AP: 3-7   vs. COACHES: 3-7</b>	<b>DATE AP / COACHES RESULT</b>	2-28-13 14 / 13 South Carolina Columbia, Mo.	W, 65-58
3-9-05 6 / 6 Baylor Kansas City, Mo. (Big 12 Tournament)	L, 52-80	<b>2008-09   vs. AP: 1-7   vs. COACHES: 1-8</b>	<b>DATE AP / COACHES RESULT</b>	11-25-10 4 / 4 Tennessee St. Thomas, U.S. Virgin Islands (Paradise Jam)	L, 44-82	<b>2013-14   vs. AP: 2-6   vs. COACHES: 2-6</b>
<b>2005-06   vs. AP: 1-3   vs. COACHES: 1-3</b>	<b>DATE AP / COACHES RESULT</b>	1-10-09 3 / 6 Texas A&M Columbia, Mo.	11-26-10 12 / 12 Georgetown St. Thomas, U.S. Virgin Islands (Paradise Jam)	W, 54-45	<b>DATE AP / COACHES RESULT</b>	1-9-14 25 / 21 Georgia Columbia, Mo.
11-12-05 20 / 18 Arizona State Tempe, Ariz. (WBCA Classic)	L, 54-69	1-21-09 -- / 22 Iowa State Ames, Iowa	1-2-11 25 / 23 Florida State Columbia, Mo.	L, 43-75	1-9-14 25 / 21 Georgia Columbia, Mo.	W, 66-56
1-4-06 4 / 4 Baylor Columbia, Mo.	W, 64-61	1-31-09 2 / 2 Oklahoma Norman, Okla.	1-5-11 9 / 9 Xavier Cincinnati, Ohio	L, 51-83	1-12-14 9 / 10 Kentucky Lexington, Ky.	L, 69-80
2-4-06 11 / 13 Oklahoma Columbia, Mo.	L, 73-88	2-4-09 18 / 14 Kansas State Manhattan, Kan.	1-8-11 22 / 24 Texas Columbia, Mo.	W, 85-80 (OT)	1-16-14 14 / 14 LSU Columbia, Mo.	L, 68-87
3-9-06 8 / 8 Oklahoma Dallas, Texas (Big 12 Tournament)	L, 54-75	2-14-09 7 / 6 Baylor Waco, Texas	1-15-11 7 / 5 Texas A&M Columbia, Mo.	L, 40-85	1-30-14 16 / 18 Vanderbilt Columbia, Mo.	W, 59-54
<b>2006-07   vs. AP: 1-5   vs. COACHES: 1-4</b>	<b>DATE AP / COACHES RESULT</b>	2-18-09 16 / 14 Kansas State Columbia, Mo.	1-29-11 23 / 20 Iowa State Ames, Iowa	L, 56-71	2-2-14 7 / 8 South Carolina Columbia, S.C.	L, 62-78
11-21-06 11 / 11 Stanford Palo Alto, Calif.	L, 60-75	2-24-09 16 / 18 Texas Columbia, Mo.	2-12-11 14 / 12 Oklahoma Norman, Okla.	L, 47-69	2-6-14 16 / 14 LSU Baton Rouge, La.	L, 58-75
1-10-07 23 / -- Texas Columbia, Mo.	L, 77-79 (OT)	3-3-09 23 / 22 Iowa State Columbia, Mo.	3-2-11 3 / 3 Baylor Waco, Texas	L, 52-84	2-23-14 10 / 10 Tennessee Columbia, Mo.	L, 50-56
1-31-07 13 / 11 Baylor Waco, Texas	L, 70-71	3-12-09 25 / 24 Texas Oklahoma City, Okla. (Big 12 Tournament)	3-5-11 23 / 25 Iowa State Columbia, Mo.	W, 49-48	<b>2014-15   vs. AP: 1-7   vs. COACHES: 1-7</b>	<b>DATE AP / COACHES RESULT</b>
2-7-07 16 / 19 Texas A&M Columbia, Mo.	L, 63-69	<b>2009-10   vs. AP: 1-11   vs. COACHES: 1-11</b>	<b>DATE AP / COACHES RESULT</b>	11-23-14 14 / 14 California Honolulu, Hawai'i (Wahine Classic)	L, 70-82	1-2-15 8 / 9 Tennessee Knoxville, Tenn.
2-17-07 19 / 20 Nebraska Lincoln, Neb.	W, 65-53	11-29-09 12 / 9 Florida State Tallahassee, Fla. (Seminole Classic)	1-4-12 1 / 1 Baylor Waco, Texas	L, 46-90	1-2-15 8 / 9 Tennessee Knoxville, Tenn.	L, 53-63
2-25-07 13 / 11 Oklahoma Norman, Okla.	L, 57-72	1-5-10 16 / 14 Xavier Columbia, Mo.	1-7-12 13 / 17 Texas Tech Columbia, Mo.	L, 63-69	1-4-15 17 / 18 Mississippi State Columbia, Mo.	L, 47-53
<b>2007-08   vs. AP: 1-7   vs. COACHES: 1-7</b>	<b>DATE AP / COACHES RESULT</b>	1-20-10 13 / 13 Oklahoma Columbia, Mo.	1-18-12 14 / 13 Texas A&M College Station, Texas	L, 52-78	1-8-15 20 / 19 Georgia Athens, Ga.	L, 48-69
1-9-08 23 / NR Colorado Columbia, Mo.	L, 58-70	1-23-10 10 / 12 Baylor Columbia, Mo.	2-1-12 1 / 1 Baylor Columbia, Mo.	L, 41-71	1-15-15 1 / 1 South Carolina Columbia, Mo.	L, 49-60
1-16-08 18 / 19 L, 41-76		1-26-10 15 / 17 Oklahoma State Stillwater, Okla.	2-5-12 25 / -- Texas Tech Lubbock, Texas	L, 49-76	1-25-15 14 / 14 Kentucky	L, 69-83

# ALL-TIME VS. RANKED OPPONENTS

Columbia, Mo.	Georgia	Arkansas
2-5-15 14 / 13 L, 48-55	Athens, Ga.	Columbia, Mo.
Texas A&M	1-28-18 9 / 7 L, 54-64	<b>2020-21   vs. AP: 0-7   vs.</b>
Columbia, Mo.	South Carolina	<b>COACHES: 0-7</b>
2-26-15 12 / 12 W, 70-69	Columbia, S.C.	<b>DATE AP / COACHES RESULT</b>
Texas A&M	2-2-18 2 / 2 L, 53-57	1-3-21 10 / 10 L, 88-91
College Station, Texas	Mississippi State	Arkansas
	Columbia, Mo.	Fayetteville, Ark.
<b>2015-16   vs. AP: 2-6   vs.</b>	2-18-18 11 / 11 W, 77-73	1-24-21 8 / 8 L, 66-70
<b>COACHES: 2-6</b>	Tennessee	Texas A&M
<b>DATE AP / COACHES RESULT</b>	Columbia, Mo.	Columbia, Mo.
1-4-16 12 / 11 L, 55-71	2-25-18 17 / 18 L, 63-82	1-31-21 15 / 14 L, 55-61
Tennessee	Texas A&M	Kentucky
Columbia, Mo.	College Station, Texas	Lexington, Ky.
1-10-16 2 / 2 L, 58-83	3-2-18 19 / 18 L, 41-55	2-4-21 16 / 15 L, 80-85
South Carolina	Georgia	Arkansas
Columbia, S.C.	Nashville, Tenn. (SEC Tournament)	Columbia, Mo.
1-14-16 7 / 6 W, 66-54		2-11-21 1 / 3 L, 62-77
Mississippi State	<b>2018-19   vs. AP: 4-4   vs.</b>	South Carolina
Columbia, Mo.	<b>COACHES: 5-4</b>	Columbia, S.C.
1-21-16 13 / 12 L, 77-81 (OT)	<b>DATE AP / COACHES RESULT</b>	2-14-21 24 / 25 L, 64-82
Texas A&M	12-2-18 -- / 21 W, 68-51	Georgia
College Station, Texas	West Virginia	Columbia, Mo.
1-24-16 22 / 23 W, 79-64	Morgantown, W. Va.	2-25-21 20 / 21 L, 73-78
Florida	1-6-19 10 / 10 W, 66-64	Tennessee
Columbia, Mo.	Tennessee	Columbia, Mo.
2-7-16 11 / 12 L, 42-52	Knoxville, Tenn.	
Mississippi State	1-21-19 19 / 20 L, 65-79	<b>2021-22   vs. AP: 2-5   vs.</b>
Starkville, Miss.	South Carolina	<b>COACHES: 2-6</b>
2-25-16 15 / 14 L, 59-69	Columbia, S.C.	<b>DATE AP / COACHES RESULT</b>
Kentucky	1-24-19 15 / 12 L, 41-52	12-4-22 5 / 7 L, 70-68
Lexington, Ky.	Kentucky	Baylor
3-21-16 7 / 7 L, 55-73	Lexington, Ky.	Waco, Texas
Texas	2-7-19 18 / 22 W, 70-65 (OT)	12-30-22 1 / 1 W, 70-69
Austin, Texas (NCAA Tournament)	Texas A&M	South Carolina
	Columbia, Mo.	Columbia, Mo.
<b>2016-17   vs. AP: 3-5   vs.</b>	2-14-19 5 / 5 W, 75-67	1-13-22 12 / 12 L, 87-85 (OT)
<b>COACHES: 1-4</b>	Mississippi State	LSU
<b>DATE AP / COACHES RESULT</b>	Starkville, Miss.	Baton Rouge, La.
11-17-16 17 / 15 L, 66-79	3-8-19 13 / 13 W, 70-68 (OT)	1-17-22 13 / 15 L, 72-62
Washington	Kentucky	Georgia
Seattle, Wash. (Preseason WNIT)	Greenville, S.C. (SEC Tournament)	Columbia, Mo.
1-5-17 24 / NR L, 62-64	3-9-19 5 / 5 L, 56-71	2-3-22 RV / 25 L, 61-45
Kentucky	Mississippi State	Ole Miss
Lexington, Ky.	Greenville, S.C. (SEC Tournament)	Columbia, Mo.
1-19-17 25 / NR W, 78-76 (OT)	3-24-19 8 / 8 L, 52-68	2-10-22 10 / 13 L, 76-62
Texas A&M	Iowa	Tennessee
Columbia, Mo.	Iowa City, Iowa (NCAA Tournament)	Knoxville, Tenn.
1-30-17 25 / NR W, 73-67		2-17-22 21 / 17 L, 74-49
Kentucky	<b>2019-20   vs. AP: 0-8   vs.</b>	Georgia
Columbia, Mo.	<b>COACHES: 0-8</b>	Athens, Ga.
2-5-17 5 / 4 L, 53-70	<b>DATE AP / COACHES RESULT</b>	2-27-22 21 / 15 W, 78-73
Mississippi State	12-15-19 20 / 18 L, 72-79	Florida
Starkville, Miss.	Missouri State	Gainesville, Fla.
2-9-17 24 / 25 L, 66-77	Springfield, Mo.	
Tennessee	1-2-20 22 / 23 L, 66-77	
Knoxville, Tenn.	Tennessee	
2-19-17 6 / 5 W, 62-60	Knoxville, Tenn.	
South Carolina	1-9-20 13 / 12 L, 64-79	
Columbia, Mo.	Mississippi State	
3-19-17 10 / 13 L, 55-77	Columbia, Mo.	
Florida State	1-12-20 21 / 21 L, 73-90	
Tallahassee, Fla. (NCAA Tournament)	Arkansas	
	Fayetteville, Ark.	
<b>2017-18   vs. AP: 3-5   vs.</b>	1-16-20 1 / 2 L, 45-78	
<b>COACHES: 3-5</b>	South Carolina	
<b>DATE AP / COACHES RESULT</b>	Columbia, Mo.	
11-25-17 21 / 23 W, 55-52	1-26-20 15 / 15 L, 53-72	
California	Texas A&M	
Berkeley, Calif. (Cal Classic)	College Station, Texas	
1-7-18 4 / 5 W, 83-74	1-30-20 13 / 13 L, 47-62	
South Carolina	Kentucky	
Columbia, Mo.	Columbia, Mo.	
1-25-18 21 / 20 L, 50-62	2-2-20 25 / 25 L, 81-85 (OT)	

# ALL-TIME VS. RANKED OPPONENTS

## AP RANKING

### No. 1 | 1-8

DATE	OPPONENT	RESULT
12-9-78	Tennessee	L, 61-74
Columbia, Mo. (Mid-America Classic)		
11-30-83	Southern California	L, 79-81
Columbia, Mo.		
3-14-86	Texas	L, 67-108
Austin, Texas (NCAA Tournament)		
1-4-12	Baylor	L, 46-90
Waco, Texas		
2-1-12	Baylor	L, 41-71
Columbia, Mo.		
1-15-15	South Carolina	L, 49-60
Columbia, Mo.		
1-16-20	South Carolina	L, 45-78
Columbia, Mo.		
2-11-21	South Carolina	L, 62-77
Columbia, S.C.		
12-30-22	South Carolina	W, 70-69
Columbia, Mo.		

### No. 2 | 0-7

DATE	OPPONENT	RESULT
1-14-78	Tennessee	L, 83-101
Knoxville, Tenn.		
2-18-80	Texas	L, 74-77
Austin, Texas		
3-14-85	ULM	L, 84-85 (OT)
Monroe, La. (NCAA Tournament)		
12-18-04	Stanford	L, 55-71
Columbia, Mo.		
1-31-09	Oklahoma	L, 56-78
Norman, Okla.		
1-10-16	South Carolina	L, 58-83
Columbia, S.C.		
2-2-18	Mississippi State	L, 53-57
Columbia, Mo.		

### No. 3 | 1-12

DATE	OPPONENT	RESULT
11-25-77	Wayland Baptist	L, 57-93
Plainview, Texas (Wayland Baptist Tournament)		
3-17-78	N.C. State	L, 64-70
Denton, Texas (AIAW Satellite III Championships)		
2-3-81	Kansas	L, 57-81
Lawrence, Kan.		
12-15-84	Georgia	L, 67-70
Columbia, Mo. (Mid-America Classic)		
12-27-85	USC	L, 68-108
Los Angeles, Calif. (TransAmerica Classic)		
3-7-94	Colorado	W, 79-71
Salina, Kan. (Big Eight Tournament)		
2-12-95	Colorado	L, 57-79
Boulder, Colo.		
2-23-02	Oklahoma	L, 70-90
Columbia, Mo.		
2-3-04	Texas	L, 55-89
Austin, Texas		
1-10-09	Texas A&M	L, 56-62
Columbia, Mo.		
2-13-10	Nebraska	L, 78-82
Columbia, Mo.		
2-27-10	Nebraska	L, 51-67
Lincoln, Neb.		
3-2-11	Baylor	L, 52-84
Waco, Texas		

### No. 4 | 3-2

DATE	OPPONENT	RESULT
2-13-93	Colorado	L, 52-75
Boulder, Colo.		
3-18-01	Georgia	W, 78-65
Athens, Ga. (NCAA Tournament)		

1-4-06	Baylor	W, 64-61
Columbia, Mo.		
11-25-10	Tennessee	L, 44-82
St. Thomas, U.S. Virgin Islands (Paradise Jam)		
1-7-18	South Carolina	W, 83-74
Columbia, Mo.		

### No. 5 | 1-6

DATE	OPPONENT	RESULT
2-12-94	Colorado	L, 50-62
Columbia, Mo.		
2-5-03	Kansas State	L, 52-68
Manhattan, Kan.		
2-19-03	Kansas State	L, 56-66
Columbia, Mo.		
2-5-17	Mississippi State	L, 53-70
Starkville, Miss.		
2-14-19	Mississippi State	W, 75-67
Starkville, Miss.		
3-9-19	Mississippi State	L, 56-71
Greenville, S.C. (SEC Tournament)		
12-4-22	Baylor	L, 70-68
Waco, Texas		

### No. 6 | 2-13

DATE	OPPONENT	RESULT
1-8-80	Long Beach State	L, 67-96
Long Beach, Calif.		
2-19-80	Stephen F. Austin	L, 49-80
Nacogdoches, Texas		
11-28-87	Iowa	L, 71-85
Iowa City, Iowa (Hawkeye Challenge)		
12-2-88	Stanford	L, 60-75
Evanston, Ill. (Northwestern Tournament)		
12-7-91	Iowa	L, 62-89
Columbia, Mo. (Mid-America Classic)		
1-16-93	Colorado	L, 53-67
Columbia, Mo.		
2-6-94	Kansas	W, 78-77
Columbia, Mo.		
3-16-94	Texas Tech	L, 61-75
Lubbock, Texas (NCAA Tournament)		
1-14-95	Colorado	L, 67-75
Columbia, Mo.		
1-4-98	Texas Tech	L, 65-79
Columbia, Mo.		
3-24-01	Louisiana Tech	L, 67-78
Pittsburgh, Pa. (NCAA Tournament)		
3-9-05	Baylor	L, 52-80
Kansas City, Mo. (Big 12 Tournament)		
1-23-08	Baylor	L, 57-72
Columbia, Mo.		
1-13-13	Kentucky	L, 43-69
Columbia, Mo.		
2-19-17	South Carolina	W, 62-60
Columbia, Mo.		

### No. 7 | 1-11

DATE	OPPONENT	RESULT
11-19-76	William Penn	L, 66-76
Oskaloosa, Iowa		
3-19-82	Maryland	L, 68-80
Stanford, Calif. (NCAA Tournament)		
1-3-83	Long Beach State	L, 65-82
Long Beach, Calif.		
3-10-84	Kansas State	L, 75-84
Kansas City, Mo. (Big Eight Tournament)		
1-16-94	Colorado	L, 65-75
Boulder, Colo.		
1-17-01	Iowa State	L, 67-68
Ames, Iowa		
2-16-05	Baylor	L, 57-74
Waco, Texas		
2-14-09	Baylor	L, 43-72

Waco, Texas		
1-15-11	Texas A&M	L, 40-85
Columbia, Mo.		
2-2-14	South Carolina	L, 62-78
Columbia, S.C.		
1-14-16	Mississippi State	W, 66-54
Columbia, Mo.		
3-21-16	Texas	L, 55-73
Austin, Texas (NCAA Tournament)		

### No. 8 | 1-9

DATE	OPPONENT	RESULT
2-15-83	Kansas State	W, 67-55
Columbia, Mo.		
3-18-84	LSU	L, 82-92
Baton Rouge, La. (NCAA Tournament)		
1-31-01	Iowa State	L, 63-73
Columbia, Mo.		
1-28-03	Texas Tech	L, 50-84
Lubbock, Texas		
2-22-04	Kansas State	L, 90-93 (2 OT)
Columbia, Mo.		
3-10-04	Kansas State	L, 58-79
Dallas, Texas (Big 12 Tournament)		
3-9-06	Oklahoma	L, 54-75
Dallas, Texas		
1-2-15	Tennessee	L, 53-63
Knoxville, Tenn.		
3-24-19	Iowa	L, 52-68
Iowa City, Iowa (NCAA Tournament)		
1-24-21	Texas A&M	L, 66-70
Columbia, Mo.		

### No. 9 | 3-6

DATE	OPPONENT	RESULT
1-19-80	Kansas	L, 80-86
Columbia, Mo. (Big Eight Tournament)		
3-13-82	Oregon	W, 59-53
Eugene, Ore. (NCAA Tournament)		
2-8-00	Texas Tech	W, 52-49
Columbia, Mo.		
2-17-04	Texas Tech	L, 68-73
Columbia, Mo.		
1-5-11	Xavier	L, 51-83
Cincinnati, Ohio		
1-10-13	Tennessee	L, 39-84
Knoxville, Tenn.		
2-3-13	Tennessee	W, 80-63
Columbia, Mo.		
1-12-14	Kentucky	L, 69-80
Lexington, Ky.		
1-28-18	South Carolina	L, 54-64
Columbia, S.C.		

### No. 10 | 5-13

DATE	OPPONENT	RESULT
2-15-80	Kansas	L, 74-82
Columbia, Mo.		
3-1-80	Kansas	W, 77-73
Pittsburg, Kan. (AIAW Sub-Regional)		
2-8-84	Kansas State	W, 66-62
Columbia, Mo.		
1-8-87	Georgia	L, 67-80
Athens, Ga.		
3-5-89	Colorado	L, 67-83
Salina, Kan. (Big Eight Tournament)		
1-5-00	Iowa State	L, 67-79
Columbia, Mo.		
2-19-00	Iowa State	L, 66-101
Ames, Iowa		
2-3-01	Oklahoma	L, 62-82
Norman, Okla.		
1-9-02	Texas Tech	W, 82-71
Columbia, Mo.		

3-20-04	Stanford	L, 44-68
Tempe, Ariz. (NCAA Tournament)		
2-6-08	Oklahoma	L, 57-64
Columbia, Mo.		
1-23-10	Baylor	W, 70-62
Columbia, Mo.		
1-3-13	Georgia	L, 46-77
Athens, Ga.		
2-23-14	Tennessee	L, 50-56
Columbia, Mo.		
3-19-17	Florida State	L, 55-77
Tallahassee, Fla. (NCAA Tournament)		
1-6-19	Tennessee	W, 66-64
Knoxville, Tenn.		
1-3-21	Arkansas	L, 88-91
Fayetteville, Ark.		
2-10-22	Tennessee	L, 76-62
Knoxville, Tenn.		

### No. 11 | 2-10

DATE	OPPONENT	RESULT
2-12-80	Kansas State	L, 60-69
Manhattan, Kan.		
12-11-82	Penn State	W, 87-68
Columbia, Mo. (Mid-America Classic)		
3-3-84	Kansas State	L, 84-100
Manhattan, Kan.		
11-28-84	San Diego State	L, 70-76
Columbia, Mo.		
2-5-02	Kansas State	L, 61-79
Columbia, Mo.		
1-7-04	Kansas State	L, 59-95
Manhattan, Kan.		
1-31-04	Colorado	L, 66-68
Columbia, Mo.		
2-4-06	Oklahoma	L, 73-88
Columbia, Mo.		
11-21-06	Stanford	L, 60-75
Palo Alto, Calif.		
3-12-08	Texas A&M	L, 39-65
Kansas City, Mo. (Big 12 Tournament)		
2-7-16	Mississippi State	L, 42-52
Starkville, Miss.		
2-18-18	Tennessee	W, 77-73
Columbia, Mo.		

### No. 12 | 6-8

DATE	OPPONENT	RESULT
3-25-77	Baylor	L, 75-85
AIAW Nationals (Minneapolis, Minn.)		
1-7-94	Kansas	L, 52-63
Lawrence, Kan.		
3-5-94	Kansas	W, 72-66
Salina, Kan. (Big Eight Tournament)		
1-14-96	Colorado	W, 72-61
Columbia, Mo.		
1-25-97	Texas	L, 77-84
Columbia, Mo.		
2-5-97	Kansas	W, 68-66
Columbia, Mo.		
2-19-97	Kansas	L, 60-70
Lawrence, Kan.		
1-6-01	Texas	W, 68-52
Columbia, Mo.		
11-29-09	Florida State	L, 66-73
Tallahassee, Fla. (Seminole Classic)		
2-3-10	Texas A&M	L, 55-65
College Station, Texas		
11-26-10	Georgetown	W, 54-45
St. Thomas, U.S. Virgin Islands (Paradise Jam)		
2-26-15	Texas A&M	W, 70-69
College Station, Texas		

# ALL-TIME VS. AP

1-4-16 Tennessee Columbia, Mo.	L, 55-71	2-28-13 South Carolina Columbia, Mo.	W, 65-58	1-30-14 Vanderbilt Columbia, Mo.	W, 59-54	2-17-07 Nebraska Lincoln, Neb.	W, 65-53
<b>No. 13   4-18</b>		1-16-14 LSU Columbia, Mo.	L, 68-87	2-6-14 LSU Baton Rouge, La.	L, 58-75	3-2-18 Georgia Nashville, Tenn. (SEC Tournament)	L, 41-55
<b>DATE OPPONENT RESULT</b>		11-23-14 California Honolulu, Hawaii (Wahine Classic)	L, 70-82	2-4-21 Arkansas Columbia, Mo.	L, 80-85	1-21-19 South Carolina Columbia, S.C.	L, 65-79
11-24-78 Valdosta State Plainview, Texas (Wayland Baptist Tournament)	L, 81-103	1-25-15 Kentucky Columbia, Mo.	L, 69-83	<b>No. 17   4-11</b>		<b>No. 20   4-10</b>	
1-18-80 Kansas State Columbia, Mo. (Big Eight Tournament)	W, 81-76	2-5-15 Texas A&M Columbia, Mo.	L, 48-55	<b>DATE OPPONENT RESULT</b>		<b>DATE OPPONENT RESULT</b>	
1-5-83 UCLA Los Angeles, Calif.	W, 62-61	* - Game later forfeited		3-10-77 William Penn AIAW Region VI Championships (Decorah, Iowa)	W, 85-70	11-24-77 Long Beach State 87-81	W,
1-12-83 Kansas State Manhattan, Kan.	L, 77-88	<b>No. 15   2-13</b>		2-16-79 Kansas Lawrence, Kan.	L, 68-97	Plainview, Texas (Wayland Baptist Tournament)	
2-13-99 Texas Tech Lubbock, Texas	L, 68-74	<b>DATE OPPONENT RESULT</b>		3-10-79 Kansas Manhattan, Kan. (AIAW Region VI Championships)	L, 70-79	1-9-79 Montclair State Montclair, N.J.	W, 73-71
1-3-01 Texas Tech Lubbock, Texas	L, 64-82	1-7-78 Kansas Lawrence, Kan. (Big Eight Tournament)	W, 84-81	12-17-81 UCLA Columbia, Mo.	W, 59-57	12-13-80 Wayland Baptist Columbia, Mo. (Mid-America Classic)	W, 67-62
1-19-02 Baylor Columbia, Mo.	L, 59-80	1-16-81 Kansas State Lawrence, Kan. (Big Eight Tournament)	L, 77-85	11-26-82 Stephen F. Austin 80-79	W,	12-30-95 Oklahoma State Orlando, Fla. (Holiday Classic)	L, 57-75
1-22-02 Texas Austin, Texas	L, 51-73	3-14-81 Minnesota Minneapolis, Minn.	L, 65-75	Plainview, Texas (Wayland Baptist Tournament)		2-23-99 Iowa State Ames, Iowa	L, 58-84
2-13-02 Colorado Boulder, Colo.	L, 47-78	1-2-85 Rutgers Coral Gables, Fla. (Court Classic)	L, 63-66	2-29-92 Kansas Lawrence, Kan.	L, 67-70	3-7-01 Colorado Kansas City, Mo. (Big 12 Tournament)	L, 72-83
2-20-02 Iowa State Columbia, Mo.	L, 52-62	3-6-86 Oklahoma Kansas City, Mo. (Big Eight Tournament)	W, 71-66	1-25-95 Kansas Columbia, Mo.	L, 66-82	3-7-01 Colorado Kansas City, Mo. (Big 12 Tournament)	L, 72-83
1-26-05 Texas Tech Lubbock, Texas	L, 45-75	2-8-89 Colorado Boulder, Colo.	L, 73-86	2-28-01 Colorado Boulder, Colo.	W, 78-61	1-26-02 Colorado Columbia, Mo.	L, 56-78
1-31-07 Baylor Waco, Texas	L, 70-71	3-1-97 Texas Tech Lubbock, Texas	L, 58-62	3-5-02 Texas Tech Kansas City, Mo. (Big 12 Tournament)	L, 51-78	1-11-03 Texas Columbia, Mo.	L, 59-70
2-25-07 Oklahoma Norman, Okla.	L, 57-72	1-18-04 Colorado Boulder, Colo.	L, 54-71	3-2-05 Kansas State Columbia, Mo.	L, 53-80	1-28-04 Oklahoma Columbia, Mo.	W, 77-65
3-11-08 Oklahoma Kansas City, Mo. (Big 12 Tournament)	W, 70-64 (OT)	1-29-05 Texas Columbia, Mo.	L, 52-71	2-17-08 Kansas State Columbia, Mo.	L, 40-56	11-12-05 Arizona State Tempe, Ariz. (WBCA Classic)	L, 54-69
1-20-10 Oklahoma Columbia, Mo.	L, 61-62	1-26-10 Oklahoma State Stillwater, Okla.	L, 60-75	1-23-14 Texas A&M Columbia, Mo.	L, 57-62	1-8-15 Georgia Athens, Ga.	L, 48-69
2-20-10 Iowa State Ames, Iowa	L, 42-55	3-11-10 Texas Kansas City, Mo. (Big 12 Tournament)	L, 59-64	1-4-15 Mississippi State Columbia, Mo.	L, 47-53	11-15-19 Missouri State Springfield, Mo.	L, 72-79
1-7-12 Texas Tech Columbia, Mo.	L, 63-69	2-25-16 Kentucky Lexington, Ky.	L, 59-69	11-17-16 Washington Seattle, Wash. (Preseason WNIT)	L, 66-79	2-25-21 Tennessee Columbia, Mo.	L, 73-78
1-21-16 Texas A&M College Station, Texas	L, 77-81 (OT)	1-24-19 Texas Lexington, Ky.	L, 41-52	2-25-18 Texas A&M College Station, Texas	L, 63-82	<b>No. 21   2-8</b>	
3-8-19 Kentucky Greenville, S.C. (SEC Tournament)	W, 70-68 (OT)	1-26-20 Texas A&M College Station, Texas	L, 53-72	<b>DATE OPPONENT RESULT</b>		<b>DATE OPPONENT RESULT</b>	
1-9-20 Mississippi State Columbia, Mo.	L, 64-79	1-31-21 Kentucky Lexington, Ky.	L, 55-61	3-10-78 Kansas Manhattan, Kan. (AIAW Region VI Championships)	W, 95-63	1-29-93 Oklahoma State Columbia, Mo.	L, 49-58
1-30-20 Kentucky Columbia, Mo.	L, 47-62	<b>No. 16   3-13</b>		11-26-81 Stephen F. Austin Plainview, Texas (Wayland Baptist Tournament)	L, 58-62	2-23-93 Nebraska Columbia, Mo.	L, 64-65
1-17-22 Georgia Columbia, Mo.	L, 72-62	<b>DATE OPPONENT RESULT</b>		12-28-85 North Carolina Los Angeles, Calif. (TransAmerica Classic)	L, 80-87	3-2-99 Iowa State Kansas City, Mo. (Big 12 Tournament)	L, 44-63
<b>No. 14   3-13</b>		11-26-77 Kansas State Plainview, Texas (Wayland Baptist Tournament)	W, 70-58	12-5-86 Old Dominion DeKalb, Ill. (Northern Illinois Fastbreak Fest)	L, 74-83	2-23-05 Iowa State Columbia, Mo.	L, 70-76
<b>DATE OPPONENT RESULT</b>		1-8-79 Rutgers Rutger, N.J.	L, 73-95	1-25-89 Colorado Columbia, Mo.	L, 67-75	3-1-08 Kansas State Manhattan, Kan.	L, 52-81
11-24-79 Kansas Plainview, Texas (Wayland Baptist Tournament)	W, 1-0*	11-28-81 Clemson Plainview, Texas (Wayland Baptist Tournament)	L, 52-68	2-11-04 Baylor Columbia, Mo.	L, 59-83	11-25-17 California Berkeley, Calif. (Cal Classic)	W, 55-52
12-2-80 Kansas State Manhattan, Kan.	L, 68-74	2-22-86 Oklahoma Norman, Okla.	L, 80-88	1-16-08 Oklahoma State Stillwater, Okla.	L, 41-76	1-25-18 Georgia Athens, Ga.	L, 50-62
3-12-83 Kansas State Norman Okla. (Big Eight Tournament)	W, 75-65	11-29-87 Southern Illinois Iowa City, Iowa (Hawkeye Challenge)	L, 51-69	2-4-09 Kansas State Manhattan, Kan.	L, 54-58	1-12-20 Arkansas Fayetteville, Ark.	L, 73-90
3-19-83 Auburn Auburn, Ala. (NCAA Tournament)	L, 76-89	11-29-87 Southern Illinois Iowa City, Iowa (Hawkeye Challenge)	L, 51-69	3-3-10 Texas Austin, Texas	L, 41-60	1-12-20 Arkansas Fayetteville, Ark.	L, 73-90
1-3-85 Auburn Coral Gables, Fla. (Court Classic)	L, 62-75	1-30-99 Iowa State Columbia, Mo.	L, 54-80	2-7-19 Texas A&M Columbia, Mo.	W, 70-65 (OT)	2-17-22 Georgia Athens, Ga.	L, 74-49
1-25-86 Oklahoma Columbia, Mo.	L, 79-105	1-30-02 Iowa State Ames, Iowa	L, 61-87	<b>No. 19   1-6</b>		2-27-22 Florida Gainesville, Fla.	W, 78-73
11-27-89 LSU Columbia, Mo.	L, 50-56	2-7-07 Texas A&M Columbia, Mo.	L, 63-69	<b>DATE OPPONENT RESULT</b>		<b>No. 22   3-3</b>	
2-27-02 Kansas State Manhattan, Kan.	L, 55-74	2-18-09 Kansas State Columbia, Mo.	W, 52-43	3-23-77 S. Connecticut AIAW Nationals (Minneapolis, Minn.)	L, 66-80	<b>DATE OPPONENT RESULT</b>	
2-12-11 Oklahoma Norman, Okla.	L, 47-69	2-24-09 Texas Columbia, Mo.	L, 56-66	2-2-78 Kansas Columbia, Mo.	L, 69-70	2-28-93 Oklahoma State Stillwater, Okla.	W, 64-63 (OT)
1-18-12 Texas A&M College Station, Texas	L, 52-78	1-5-10 Xavier Columbia, Mo.	L, 60-68	11-29-86 James Madison Bowling Green, Ky. (Western Kentucky Invitational)	L, 73-74	2-7-99 Kansas Columbia, Mo.	L, 37-48
2-14-12 Texas A&M Columbia, Mo.	L, 52-56	1-27-13 Texas A&M College Station, Texas	L, 58-77	2-10-96 Colorado Boulder, Colo.	L, 56-67	2-7-10 Iowa State Columbia, Mo.	L, 39-65

# ALL-TIME VS. AP

Columbia, Mo.		
1-24-16	Florida	W, 79-64
Columbia, Mo.		
1-2-20	Tennessee	L, 66-77
Knoxville, Tenn.		

## No. 23 | 1-8

DATE	OPPONENT	RESULT
3-4-95	Kansas	L, 67-74
Salina, Kan. [Big Eight Tournament]		
1-13-99	Kansas	L, 52-54
Lawrence, Kan.		
1-29-00	Oklahoma	L, 71-76
Columbia, Mo.		
1-11-05	Kansas State	L, 44-87
Manhattan, Kan.		
1-10-07	Texas	L, 77-79 (OT)
Columbia, Mo.		
1-9-08	Colorado	L, 58-70
Columbia, Mo.		
3-3-09	Iowa State	L, 47-62
Columbia, Mo.		
1-29-11	Iowa State	L, 56-71
Ames, Iowa		
3-5-11	Iowa State	W, 49-48
Columbia, Mo.		

## No. 24 | 2-7

DATE	OPPONENT	RESULT
1-15-92	Kansas	W, 57-56
Columbia, Mo.		
2-26-95	Kansas	L, 65-94
Lawrence, Kan.		
1-28-96	Oklahoma State	L, 51-69
Stillwater, Okla.		
1-3-99	Nebraska	L, 67-83
Lincoln, Neb.		
3-16-01	Wisconsin	W, 71-68
Athens, Ga. [NCAA Tournament]		
1-15-05	Iowa State	L, 59-65
Ames, Iowa		
1-5-17	Kentucky	L, 62-64
Lexington, Ky.		
2-9-17	Tennessee	L, 66-77
Knoxville, Tenn.		
2-14-21	Georgia	L, 64-82
Columbia, Mo.		

## No. 25 | 4-8

DATE	OPPONENT	RESULT
1-9-91	Oklahoma State	L, 60-81
Stillwater, Okla.		
2-5-95	Oklahoma	L, 57-80
Norman, Okla.		
12-30-97	Arkansas	L, 79-80
Fayetteville, Ark.		
2-4-98	Nebraska	L, 61-79
Lincoln, Neb.		
2-23-00	Kansas	W, 65-62
Columbia, Mo.		
3-12-09	Texas	L, 59-62
Oklahoma City, Okla. [Big 12 Tournament]		
1-2-11	Florida State	L, 43-75
Columbia, Mo.		
2-5-12	Texas Tech	L, 49-76
Lubbock, Texas		
1-9-14	Georgia	W, 66-56
Columbia, Mo.		
1-19-17	Texas A&M	W, 78-76 (OT)
Columbia, Mo.		
1-30-17	Kentucky	W, 73-67
Columbia, Mo.		
2-2-20	Arkansas	L, 81-85 (OT)

Columbia, Mo.

# ALL-TIME VS. COACHES POLL

## COACHES RANKING

### No. 1 | 1-4

DATE	OPPONENT	RESULT
3-14-86	Texas	L, 67-108
Austin, Texas (NCAA Tournament)		
1-4-12	Baylor	L, 46-90
Waco, Texas		
2-1-12	Baylor	L, 41-71
Columbia, Mo.		
1-15-15	South Carolina	L, 49-60
Columbia, Mo.		
12-30-21	South Carolina	W, 70-69
Columbia, Mo.		

### No. 2 | 0-5

DATE	OPPONENT	RESULT
12-18-04	Stanford	L, 55-71
Columbia, Mo.		
1-31-09	Oklahoma	L, 56-78
Norman, Okla.		
1-10-16	South Carolina	L, 58-83
Columbia, S.C.		
2-2-18	Mississippi State	L, 53-57
Columbia, Mo.		
1-16-20	South Carolina	L, 45-78
Columbia, Mo.		

### No. 3 | 1-6

DATE	OPPONENT	RESULT
12-27-85	USC	L, 68-108
Los Angeles, Calif. (TransAmerica Classic)		
3-7-94	Colorado	W, 79-71
Salina, Kan. (Big Eight Tournament)		
2-12-95	Colorado	L, 57-79
Boulder, Colo.		
2-23-02	Oklahoma	L, 70-90
Columbia, Mo.		
2-27-10	Nebraska	L, 51-67
Lincoln, Neb.		
3-2-11	Baylor	L, 52-84
Waco, Texas		
2-11-21	South Carolina	L, 62-77
Columbia, S.C.		

### No. 4 | 2-5

DATE	OPPONENT	RESULT
2-13-93	Colorado	L, 52-75
Boulder, Colo.		
3-18-01	Georgia	W, 78-65
Athens, Ga. (NCAA Tournament)		
2-3-04	Texas	L, 55-89
Austin, Texas		
1-4-06	Baylor	W, 64-61
Columbia, Mo.		
2-13-10	Nebraska	L, 78-82
Columbia, Mo.		
11-25-10	Tennessee	L, 44-82
St. Thomas, U.S. Virgin Islands (Paradise Jam)		
2-5-17	Mississippi State	L, 53-70
Starkville, Miss.		

### No. 5 | 3-6

DATE	OPPONENT	RESULT
12-7-91	Iowa	L, 62-89
Columbia, Mo. (Mid-America Classic)		
2-12-94	Colorado	L, 50-62
Columbia, Mo.		
2-5-03	Kansas State	L, 52-68
Manhattan, Kan.		
2-19-03	Kansas State	L, 56-66
Columbia, Mo.		
1-15-11	Texas A&M	L, 40-85
Columbia, Mo.		
2-19-17	South Carolina	W, 62-60

Columbia, Mo.

1-7-18	South Carolina	W, 83-74
Columbia, Mo.		
2-14-19	Mississippi State	W, 75-67
Starkville, Miss.		
3-9-19	Mississippi State	L, 56-71
Greenville, S.C. (SEC Tournament)		

### No. 6 | 2-9

DATE	OPPONENT	RESULT
2-6-94	Kansas	W, 78-77
Columbia, Mo.		
3-16-94	Texas Tech	L, 61-75
Lubbock, Texas (NCAA Tournament)		
1-14-95	Colorado	L, 67-75
Columbia, Mo.		
1-4-98	Texas Tech	L, 65-79
Columbia, Mo.		
3-24-01	Louisiana Tech	L, 67-78
Pittsburgh, Pa. (NCAA Tournament)		
3-9-05	Baylor	L, 52-80
Kansas City, Mo. (Big 12 Tournament)		
1-23-08	Baylor	L, 57-72
Columbia, Mo.		
1-10-09	Texas A&M	L, 56-62
Columbia, Mo.		
2-14-09	Baylor	L, 43-72
Waco, Texas		
1-13-13	Kentucky	L, 43-69
Columbia, Mo.		
1-14-16	Mississippi State	W, 66-54
Columbia, Mo.		

### No. 7 | 1-8

DATE	OPPONENT	RESULT
11-28-87	Iowa	L, 71-85
Iowa City, Iowa (Hawkeye Challenge)		
1-16-93	Colorado	L, 53-67
Columbia, Mo.		
1-16-94	Colorado	L, 65-75
Boulder, Colo.		
2-8-00	Texas Tech	W, 52-49
Columbia, Mo.		
1-17-01	Iowa State	L, 67-68
Ames, Iowa		
1-31-01	Iowa State	L, 63-73
Columbia, Mo.		
3-21-16	Texas	L, 55-73
Austin, Texas (NCAA Tournament)		
1-28-18	South Carolina	L, 54-64
Columbia, S.C.		
12-4-21	Baylor	L, 70-68
Waco, Texas		

### No. 8 | 0-9

DATE	OPPONENT	RESULT
1-28-03	Texas Tech	L, 50-84
Lubbock, Texas		
2-22-04	Kansas State	L, 90-93 (2OT)
Columbia, Mo.		
3-10-04	Kansas State	L, 58-79
Dallas, Texas (Big 12 Tournament)		
3-20-04	Stanford	L, 44-68
Tempe, Ariz. (NCAA Tournament)		
2-16-05	Baylor	L, 57-74
Waco, Texas		
3-9-06	Oklahoma	L, 54-75
Dallas, Texas		
2-2-14	South Carolina	L, 62-78
Columbia, S.C.		
3-24-19	Iowa	L, 52-68
Iowa City, Iowa (NCAA Tournament)		
1-24-21	Texas A&M	L, 66-70
Columbia, Mo.		

### No. 9 | 1-7

DATE	OPPONENT	RESULT
12-2-88	Stanford	L, 60-75
Evanston, Ill. (Northwestern Tournament)		
1-14-96	Colorado	W, 72-61
Columbia, Mo.		
2-19-00	Iowa State	L, 66-101
Ames, Iowa		
2-17-04	Texas Tech	L, 68-73
Columbia, Mo.		
11-29-09	Florida State	L, 66-73
Tallahassee, Fla. (Seminole Classic)		
1-5-11	Xavier	L, 51-83
Cincinnati, Ohio		
1-10-13	Tennessee	L, 39-84
Knoxville, Tenn.		
1-2-15	Tennessee	L, 53-63
Knoxville, Tenn.		

### No. 10 | 2-8

DATE	OPPONENT	RESULT
2-13-99	Texas Tech	L, 68-74
Lubbock, Texas		
2-5-02	Kansas State	L, 61-79
Columbia, Mo.		
1-31-04	Colorado	L, 66-68
Columbia, Mo.		
2-6-08	Oklahoma	L, 57-64
Columbia, Mo.		
2-3-10	Texas A&M	L, 55-65
College Station, Texas		
2-3-13	Tennessee	W, 80-63
Columbia, Mo.		
1-12-14	Kentucky	L, 69-80
Lexington, Ky.		
2-23-14	Tennessee	L, 50-56
Columbia, Mo.		
1-6-19	Tennessee	W, 66-64
Knoxville, Tenn.		
1-3-21	Arkansas	L, 88-91
Fayetteville, Ark.		

### No. 11 | 3-10

DATE	OPPONENT	RESULT
1-8-87	Georgia	L, 67-80
Athens, Ga.		
2-5-97	Kansas	W, 68-66
Columbia, Mo.		
2-19-97	Kansas	L, 60-70
Lawrence, Kan.		
1-5-00	Iowa State	L, 67-79
Columbia, Mo.		
1-19-02	Baylor	L, 59-80
Columbia, Mo.		
2-20-02	Iowa State	L, 52-62
Columbia, Mo.		
11-21-06	Stanford	L, 60-75
Palo Alto, Calif.		
1-31-07	Baylor	L, 70-71
Waco, Texas		
2-25-07	Oklahoma	L, 57-72
Norman, Okla.		
3-11-08	Oklahoma	W, 70-64 (OT)
Kansas City, Mo. (Big 12 Tournament)		
1-3-13	Georgia	L, 46-77
Athens, Ga.		
1-4-16	Tennessee	L, 55-71
Columbia, Mo.		
2-18-18	Tennessee	W, 77-73
Columbia, Mo.		

### No. 12 | 5-16

DATE	OPPONENT	RESULT
------	----------	--------

3-5-89	Colorado	L, 67-83
Salina, Kan. (Big Eight Tournament)		
11-27-89	LSU	L, 50-56
Columbia, Mo.		
1-7-94	Kansas	L, 52-63
Lawrence, Kan.		
3-5-94	Kansas	W, 72-66
Salina, Kan. (Big Eight Tournament)		
1-3-01	Texas Tech	L, 64-82
Lubbock, Texas		
2-3-01	Oklahoma	L, 62-82
Norman, Okla.		
1-9-02	Texas Tech	W, 82-71
Columbia, Mo.		
1-22-02	Texas	L, 51-73
Austin, Texas		
1-30-02	Iowa State	L, 61-87
Ames, Iowa		
1-7-04	Kansas State	L, 59-95
Manhattan, Kan.		
3-12-08	Texas A&M	L, 39-65
Kansas City, Mo. (Big 12 Tournament)		
1-23-10	Baylor	W, 70-62
Columbia, Mo.		
2-20-10	Iowa State	L, 42-55
Ames, Iowa		
11-26-10	Georgetown	W, 54-45
St. Thomas, U.S. Virgin Islands (Paradise Jam)		
2-12-11	Oklahoma	L, 47-69
Norman, Okla.		
2-26-15	Texas A&M	W, 70-69
College Station, Texas		
1-21-16	Texas A&M	L, 77-81 (OT)
College Station, Texas		
2-7-16	Mississippi State	L, 42-52
Starkville, Miss.		
1-24-19	Kentucky	L, 41-52
Lexington, Ky.		
1-9-20	Mississippi State	L, 64-79
Columbia, Mo.		
1-13-22	LSU	L, 87-85 (OT)
Baton Rouge, La.		

### No. 13 | 2-9

DATE	OPPONENT	RESULT
2-13-02	Colorado	L, 47-78
Boulder, Colo.		
2-4-06	Oklahoma	L, 73-88
Columbia, Mo.		
1-20-10	Oklahoma	L, 61-62
Columbia, Mo.		
1-18-12	Texas A&M	L, 52-78
College Station, Texas		
2-14-12	Texas A&M	L, 52-56
Columbia, Mo.		
2-28-13	South Carolina	W, 65-58
Columbia, Mo.		
2-5-15	Texas A&M	L, 48-55
Columbia, Mo.		
3-19-17	Florida State	L, 55-77
Tallahassee, Fla. (NCAA Tournament)		
3-8-19	Kentucky	W, 70-68 (OT)
Greenville, S.C. (SEC Tournament)		
1-30-20	Kentucky	L, 47-62
Columbia, Mo.		
2-10-22	Tennessee	L, 76-62
Columbia, Mo.		

### No. 14 | 1-11

DATE	OPPONENT	RESULT
1-25-97	Texas	L, 77-84
Columbia, Mo.		
2-27-02	Kansas State	L, 55-74
Manhattan, Kan.		

# ALL-TIME VS. COACHES POLL

1-26-05	Texas Tech	L, 45-75
Lubbock, Texas		
2-4-09	Kansas State	L, 54-58
Manhattan, Kan.		
2-18-09	Kansas State	W, 52-43
Columbia, Mo.		
1-5-10	Xavier	L, 60-68
Columbia, Mo.		
1-16-14	LSU	L, 68-87
Columbia, Mo.		
2-6-14	LSU	L, 58-75
Baton Rouge, La.		
11-23-14	California	L, 70-82
Honolulu, Hawai'i (Wahine Classic)		
1-25-15	Kentucky	L, 69-83
Columbia, Mo.		
2-25-16	Kentucky	L, 59-69
Lexington, Ky.		
1-31-21	Kentucky	L, 55-61
Lexington, Ky.		

## No. 15 | 0-9

DATE	OPPONENT	RESULT
11-29-87	Southern Illinois	L, 51-69
Iowa City, Iowa (Hawkeye Challenge)		
2-8-89	Colorado	L, 73-86
Boulder, Colo.		
1-18-04	Colorado	L, 54-71
Boulder, Colo.		
1-29-05	Texas	L, 52-71
Columbia, Mo.		
1-23-14	Texas A&M	L, 57-62
Columbia, Mo.		
11-17-16	Washington	L, 66-79
Seattle, Wash. (Preseason WNIT)		
1-26-20	Texas A&M	L, 53-72
College Station, Texas		
2-4-21	Arkansas	L, 80-85
Columbia, Mo.		
1-17-22	Georgia	L, 72-62
Columbia, Mo.		
2-27-22	Florida	W, 78-73
Gainesville, Fla.		

## No. 16 | 0-5

DATE	OPPONENT	RESULT
2-22-86	Oklahoma	L, 80-88
Norman, Okla.		
2-10-96	Colorado	L, 56-67
Boulder, Colo.		
3-1-97	Texas Tech	L, 58-62
Lubbock, Texas		
1-3-99	Nebraska	L, 67-83
Lincoln, Neb.		
1-30-99	Iowa State	L, 54-80
Columbia, Mo.		

## No. 17 | 2-14

DATE	OPPONENT	RESULT
1-25-86	Oklahoma	L, 79-105
Columbia, Mo.		
3-6-86	Oklahoma	W, 71-66
Kansas City, Mo. (Big Eight Tournament)		
12-5-86	Old Dominion	L, 74-83
DeKalb, Ill. (Northern Illinois Fastbreak Fest)		
11-29-87	Southern Illinois	L, 51-69
Iowa City, Iowa (Hawkeye Challenge)		
2-29-92	Kansas	L, 67-70
Lawrence, Kan.		
1-25-95	Kansas	L, 66-82
Columbia, Mo.		
12-30-95	Oklahoma State	L, 57-75
Orlando, Fla. (Holiday Classic)		
2-23-99	Iowa State	L, 58-84

Ames, Iowa		
3-2-99	Iowa State	L, 44-63
Kansas City, Mo. (Big 12 Tournament)		
1-6-01	Texas	W, 68-52
Columbia, Mo.		
3-5-02	Texas Tech	L, 51-78
Kansas City, Mo. (Big 12 Tournament)		
2-17-08	Kansas State	L, 40-56
Columbia, Mo.		
3-1-08	Kansas State	L, 52-81
Manhattan, Kan.		
1-26-10	Oklahoma State	L, 60-75
Stillwater, Okla.		
1-7-12	Texas Tech	L, 63-69
Columbia, Mo.		
2-17-22	Georgia	L, 74-49
Athens, Ga.		

## No. 18 | 1-10

DATE	OPPONENT	RESULT
12-28-85	North Carolina	L, 80-87
Los Angeles, Calif. (TransAmerica Classic)		
11-29-86	James Madison	L, 73-74
Bowling Green, Ky. (Western Kentucky Invitational)		
3-2-05	Kansas State	L, 53-80
Columbia, Mo.		
11-12-05	Arizona State	L, 54-69
Tempe, Ariz. (WBCA Classic)		
2-24-09	Texas	L, 56-66
Columbia, Mo.		
1-27-13	Texas A&M	L, 58-77
College Station, Texas		
1-30-14	Vanderbilt	W, 59-54
Columbia, Mo.		
1-4-15	Mississippi State	L, 47-53
Columbia, Mo.		
2-25-18	Texas A&M	L, 63-82
College Station, Texas		
3-2-18	Georgia	L, 41-55
Nashville, Tenn. (SEC Tournament)		
12-15-19	Missouri State	L, 72-79
Springfield, Mo.		

## No. 19 | 1-6

DATE	OPPONENT	RESULT
1-15-92	Kansas	W, 57-56
Columbia, Mo.		
1-29-93	Oklahoma State	L, 49-58
Columbia, Mo.		
1-26-02	Colorado	L, 56-78
Columbia, Mo.		
2-7-07	Texas A&M	L, 63-69
Columbia, Mo.		
1-16-08	Oklahoma State	L, 41-76
Stillwater, Okla.		
2-7-10	Iowa State	L, 39-65
Columbia, Mo.		
1-8-15	Georgia	L, 48-69
Athens, Ga.		

## No. 20 | 2-8

DATE	OPPONENT	RESULT
1-17-87	Oklahoma	W, 72-70
Norman, Okla.		
2-7-99	Kansas	L, 37-48
Columbia, Mo.		
1-11-03	Texas	L, 59-70
Columbia, Mo.		
2-11-04	Baylor	L, 59-83
Columbia, Mo.		
2-23-05	Iowa State	L, 70-76
Columbia, Mo.		
2-17-07	Nebraska	W, 65-53
Lincoln, Neb.		

3-11-10	Texas	L, 59-64
Kansas City, Mo. (Big 12 Tournament)		
1-29-11	Iowa State	L, 56-71
Ames, Iowa		
1-25-18	Georgia	L, 50-62
Athens, Ga.		
1-21-19	South Carolina	L, 65-79
Columbia, S.C.		

## No. 21 | 6-6

DATE	OPPONENT	RESULT
2-13-88	Nebraska	W, 78-74
Columbia, Mo.		
1-25-89	Colorado	L, 67-75
Columbia, Mo.		
2-28-93	Oklahoma State	W, 64-63 (OT)
Stillwater, Okla.		
1-13-99	Kansas	L, 52-54
Lawrence, Kan.		
2-28-01	Colorado	W, 78-61
Boulder, Colo.		
3-7-01	Colorado	L, 72-83
Kansas City, Mo. (Big 12 Tournament)		
3-7-01	Colorado	L, 72-83
Kansas City, Mo. (Big 12 Tournament)		
1-28-04	Oklahoma	W, 77-65
Columbia, Mo.		
1-9-14	Georgia	W, 66-56
Columbia, Mo.		
12-2-18	West Virginia	W, 68-51
Morgantown, W. Va.		
1-12-20	Arkansas	L, 73-90
Fayetteville, Ark.		
2-25-21	Tennessee	L, 73-78
Columbia, Mo.		

## No. 22 | 1-8

DATE	OPPONENT	RESULT
2-23-93	Nebraska	L, 64-65
Columbia, Mo.		
3-4-95	Kansas	L, 67-74
Salina, Kan. (Big Eight Tournament)		
1-28-96	Oklahoma State	L, 51-69
Stillwater, Okla.		
2-4-98	Nebraska	L, 61-79
Lincoln, Neb.		
1-11-05	Kansas State	L, 44-87
Manhattan, Kan.		
1-21-09	Iowa State	L, 42-65
Ames, Iowa		
3-3-09	Iowa State	L, 47-62
Columbia, Mo.		
3-3-10	Texas	L, 41-60
Austin, Texas		
2-7-19	Texas A&MW	70-65 (OT)
Columbia, Mo.		

## No. 23 | 3-5

DATE	OPPONENT	RESULT
1-2-88	LSU	W, 67-51
Baton Rouge, La.		
2-26-95	Kansas	L, 65-94
Lawrence, Kan.		
1-26-00	Kansas	L, 71-90
Lawrence, Kan.		
1-29-08	Texas A&M	L, 43-62
College Station, Texas		
1-2-11	Florida State	L, 43-75
Columbia, Mo.		
1-24-16	Florida	W, 79-64
Columbia, Mo.		
11-25-17	California	W, 55-52
Berkeley, Calif. (Cal Classic)		
1-2-20	Tennessee	L, 66-77

Knoxville, Tenn.		
<b>No. 24   2-6</b>		
DATE	OPPONENT	RESULT
1-9-91	Oklahoma State	L, 60-81
Stillwater, Okla.		
2-17-91	Oklahoma State	L, 45-89
Columbia, Mo.		
3-2-91	Oklahoma State	L, 76-84
Salina, Kan. (Big Eight Tournament)		
2-17-98	Nebraska	L, 91-96
Columbia, Mo.		
2-23-00	Kansas	W, 65-62
Columbia, Mo.		
1-15-05	Iowa State	L, 59-65
Ames, Iowa		
3-12-09	Texas	L, 59-62
Oklahoma City, Okla. (Big 12 Tournament)		
1-8-11	Texas	W, 85-80 (OT)
Columbia, Mo.		

## No. 25 | 4-4

DATE	OPPONENT	RESULT
2-7-87	Oklahoma	W, 86-76
Norman, Okla.		
1-8-95	Oklahoma State	W, 82-75
Columbia, Mo.		
3-16-01	Wisconsin	W, 71-68
Athens, Ga. (NCAA Tournament)		
3-5-11	Iowa State	W, 49-48
Columbia, Mo.		
2-9-17	Tennessee	L, 66-77
Knoxville, Tenn.		
2-2-20	Arkansas	L, 81-85 (OT)
Columbia, Mo.		
2-3-22	Ole Miss	L, 61-45
Columbia, Mo.		

# STRATEGIC COMMUNICATIONS

## **MEDIA CREDENTIALING CRITERIA**

The University of Missouri's decision to issue credentials to a media outlet for the purposes of covering a Mizzou Athletics event is determined by a variety of factors. They include the following:

- Space availability;
- Distribution/size of outlet: free, subscription, sale on newsstands, website traffic, etc.;
- Length of existence of the publication, amount of original copy generated, number of full-time employees of the publication and the journalistic experience of the reporter(s);
- Radio or TV station program format and audience size;
- Amount of coverage given to Mizzou through the season;
- Intention/ability to cover all 20 sports at Mizzou;
- Attendance at Mizzou media sessions, including Olympic sport opportunities;
- Professionalism, which includes but is not limited to conduct at games, press conferences, practices, on social media, etc.;
- Compliance with SEC media policy.

The University of Missouri has the right to deny or revoke credentials under its own discretion.

## **CREDENTIAL REQUEST PROCEDURE**

For those who meet the criteria, season credentials will be issued as a "combo" credential for football and men's/women's basketball. When applicable, this season pass may also be used for admittance to home events for Mizzou Olympic Sport programs, please check with the sport contact to verify.

Requests for single-game credentials should be made as far in advance as possible.

- For all Women's Basketball games please contact Toby Lowe via email ([tlowe@missouri.edu](mailto:tlowe@missouri.edu)) regarding credential requests
- For all other sports, please contact the Communications staff member in charge of media operations of that sport (see staff directory) at least 24 hours prior to game day.
- Media covering all Mizzou sports are subject to the SEC credential policy <https://clients.sportssystem.com/clients/sec-credentials/>

## **INTERVIEW POLICIES**

All interviews with University of Missouri student-athletes or staff members must be arranged through the Athletics Communications office. Media are asked to never contact a player or coach directly.

In general, athlete and staff interviews are conducted prior to or after practices, after contests or by phone.

All pre-contest and telephone interviews must be made at least 24 hours in advance through the Communications office. Interviews will be scheduled when student-athlete and staff schedules allow.

For post-event interviews, there is generally a 20-minute cooling off period. Interviews will either be conducted on the playing field, outside the team locker room area, or at a formal press conference setting, depending on the sport and facility.

Playing fields, team locker rooms and other team quarters are private team areas. Media members are not permitted in these areas unless accompanied by appropriate Athletics personnel.

## **PHOTOS/LOGOS/VIDEO REQUESTS**

Media members wishing to obtain photos and logos related to Mizzou Athletics should contact the Athletics Communications contact for the sport (see staff directory for sport assignments). Special photo galleries for media access are available following many events.

In certain instances, Mizzou Network can provide video highlight footage of Mizzou games or events. Contact Jordan Alves via e-mail at [jta6m8@missouri.edu](mailto:jta6m8@missouri.edu) for assistance.