MISSOURI

2023 FOOTBALL GAME NOTES

MIZZOU STRATEGIC COMMUNICATIONS 1 CHAMPIONS DRIVE SUITE 200 COLUMBIA, MO 65211-3110 • MUTIGERS.COM

2023 SCHEDULE/RESULTS

DATE	OPPONENT (TV)	TIME (CT)/RES
Aug. 31	**SOUTH DAKOTA** (SECN)	W, 35-10
Sept. 9	**MIDDLE TENNESSEE** (SECN+)	W, 23-19
Sept. 16	15 **KANSAS STATE** (SECN)	W, 30-27
Sept. 23	vs. Memphis ^ (ESPNU)	W, 34-27
Sept. 30	@ Vanderbilt * (SECN)	W, 38-21
Oct. 7	23 **LSU** * (ESPN)	11 a.m.
Oct. 14	@ Kentucky * (ESPN/SECN)	6/6:30 p.m.
Oct. 21	**SOUTH CAROLINA** *	TBA
Nov. 4	@ Georgia *	TBA
Nov. 11	**TENNESSEE** *	TBA
Nov. 18	**FLORIDA** *	TBA
Nov. 24	@ Arkansas * (CBS)	3 p.m.

*All times CT. Home games in BOLD CAPS, played at Faurot Field. ^ - Mizzou to the Lou Classic (St. Louis, Mo.). * - Southeastern Conference game.*

ON THE AIR

TV: ESPN
- Play-by-Play ..... Bob Wischusen
- Analyst ..... Robert Griffin III
- Reporter ..... Kris Budden
- **Online:** WatchESPN.com
- **Mobile App:** ESPN

RADIO: TIGER RADIO NETWORK
- Play-by-Play ..... Mike Kelly
- Analyst ..... Howard Richards
- Sideline Reporter ..... Chris Gervino
- Host ..... Matt Michaels
- Engineer ..... Jeremy Washington
- **Local:** 1580 AM / 105.1 FM
- **Satellite:** SiriusXM 109 or 190 and on the SXM App
- **App:** Mizzou Tigers / The Varsity Network: "Search Mizzou"

LIVE STATS: Mizzou.StatBroadcast.com

SOCIAL MEDIA

- X ... @MizzouAthletics | @MizzouFootball | @CoachDrinkwitz
- Hashtag ..... #MIZ | #STP
- Instagram ..... @MizzouAthletics | @MizzouFootball
- Facebook ..... MizzouAthletics | MizzouFootballShowMe

STRATEGIC COMMUNICATIONS

RYAN KOSLEN ..... Senior Assoc. AD / Football Contact
Phone (C): 513-497-3132
Email: ..... koz@missouri.edu
ERIC DOENNIG. Associate Director / Secondary Contact
Phone (C): 417-430-6680
Email: ..... ericdoennig@missouri.edu
Web: ..... MUTigers.com

Research included in Mizzou's weekly notes produced by Ryan Koslen, Eric Doennig, Vince Lewis, Diego Branda, Bob Brendel, Shawn Davis and Tom Orf.

GAME 06

21/22 **MISSOURI** (5-0, 1-0 SEC) vs 23 **LSU** (3-2, 2-1 SEC)

SATURDAY, OCT. 7, 2023 • 11 AM CT • FAUROT FIELD/MEMORIAL STADIUM • COLUMBIA, MISSOURI

MISSOURI TIGERS
Head Coach Eliah Drinkwitz
Record at Mizzou 22-19 (Fourth Year)
Overall Record 34-20 (Fifth Year)

LSU TIGERS
Head Coach Brian Kelly
Record at School 13-6 (2nd)
Overall Record 297-103-2 (34th Year)

GAME INFORMATION
Facility Memorial Stadium/Faurot Field
Capacity 62,621
TV ESPN / ESPN+
Radio 1580 AM / 105.1 FM / SiriusXM 109 or 190
Online The Varsity Network: "Search Mizzou"
Series Record Missouri leads 2-1
In Columbia Missouri leads 1-0
Last Meeting Oct. 10, 2020 (H), MU W, 45-41

NOW IT'S TIME FOR THE BREAKDOWN

The No. 21/22 University of Missouri football team returns home Saturday to take on No. 23 LSU in front of a sold-out crowd at Faurot Field/Memorial Stadium. The dualing Tigers kick off at 11 a.m. CT on ESPN and Tiger Radio Network.

Mizzou (5-0, 1-0 Southeastern Conference) picked up its first road win of the season, a 38-21 victory in Nashville over Vanderbilt. Brady Cook threw for over 300 yards for the third straight game and Luther Burden III had more than 100 receiving yards for the fourth week in a row in the win at FirstBank Stadium. Cook completed 33-of-41 passes for a career-high 395 yards and four touchdowns. Burden caught 11 passes for 140 yards and Theo Wease Jr. snared 10 for 118 – both marks his highs since transferring to Missouri. They're the first MU duo with over 100 yards receiving since 2018 (Albert Okwuegbunam, 159, and Jalen Knox, 109, against Memphis).

THE SERIES

The two programs - Mizzou founded in 1890 and LSU in 1893 - meet for only the fourth time on Saturday and second in Columbia. Missouri leads the all-time series 2-1 and won the only matchup in CoMo, 45-41 in 2020.

THE COACHES

ELIAH DRINKWITZ is in his fourth season as Mizzou's head coach. He had led the Tigers to bowl appearances in each of his first three seasons, joining former head coach Warren Powers as the only two MU head coaches to achieve that feat. Additionally, only Powers won more games in his first two seasons at MU (1978-79, 15) than Drinkwitz (11). Prior to taking the Mizzou job, Drinkwitz was 12-1 as the head coach at Appalachian State in 2019. He had previous stops as the OC at NC State, Boise State and Arkansas State.

BRIAN KELLY is in his second year at LSU and 34th as a collegiate head coach.

STREAKS, STORYLINES, SIDEBARS ...

- Mizzou is playing its 133rd season of college football.
- Head Coach Eliah Drinkwitz has led Mizzou to a bowl in each of his first three seasons, only the second coach in school history to do so along with the late Warren Powers (1978-84).
- The 2023 roster features 32 players who have started at least four games in the collegiate career at the FBS level.
- Thirty-eight student-athletes on the team are from Missouri, including eight from the 573 area code, 19 from the St. Louis metropolitan region, nine from the Kansas City area and two from southwest Missouri.
- Mizzou finished nonconference play undefeated for the 10th time since 2000, and first since 2018.
- The offense topped 500-yards of total offense for the second-straight week, finishing with 532 yards at Vandy.
- WR Luther Burden III leads the NCAA FBS with 644 rec. yds. and tops the SEC with 45 rec. and an 128.8 ypg avg.
- QB Brady Cook racked up 300 passing yards for the third-consecutive week, becoming just the fourth Tiger to do so, joining Connor Bazelak, Drew Lock and Chase Daniel, the first since Bazelak (Sept. 18-Oct. 2, 2021) two years ago.
- RB Cody Schrader ranks fourth among active NCAA players in rushing yards with 4,217. Schrader leads the SEC in rushing, averaging 100.75 ypg. His 6.2 yards per carry average leads all SEC backs with 50 or more totes.
- WR Marquis Johnson has two TD catches over the last two games with each score coming from 40 yards or more.
- The MU defense allowed a season-low 41 net rushing yards on 20 carries at Vandy, the Tigers best day against the run since holding South Carolina to 32 yards in 2022.
- LB Chad Bailey made his first start of the season at Vanderbilt, recording three tackles and a PBU.
- CB Kris Abrams-Draine has picked off a pass in three-straight games, matching his 2021 career best total of three.
- K Harrison Mevis has scored 328 career kicking points and needs 34 points to tie Jeff Wolfert's MU record.
- Limited tickets remain for the Tigers' last three home games against South Carolina, Florida and Tennesse.

The University of Missouri Strategic Communications Office is ready to assist you in to make the experience of covering MU Athletics productive and rewarding.

UNIVERSITY OF MISSOURI ATHLETICS
Mizzou Arena • Suite 200
One Champions Drive • Columbia, MO 65211-3110

Press Box Phone.....573-882-7311
Website .....MUTigers.com

Ryan Koslen.....Senior Associate AD/Football Contact
513-497-3132.....koz@missouri.edu
Eric Doennig .....Associate Director/Secondary Contact
417-430-6680.....ericdoennig@missouri.edu

CREDENTIALS
Media credentials should be requested by Tuesday of game week via www.sportssystems.com/clients/seccredentials. To make specific arrangements for credential pick-up, please contact Ryan Koslen (koz@missouri.edu). Photographers and videographers are required to wear disposable vests while on the field. Vests are distributed via Media Will Call at Gate 5W starting three hours out and until kickoff.

SIDELINE PASSES
Mizzou Athletics follows NCAA guidelines regarding media representatives on the sidelines. Photographers and videographers are permitted to shoot between the 25-yard lines and the goal lines on both sidelines and behind the restraining line in the end zone.

ON THE WEB
Information on the Mizzou football team is available at www.MUTigers.com. To receive the MU updates via email, please send a request to Ryan Koslen (koz@missouri.edu). Information on the Southeastern Conference is available through the league's web site at www.SECSports.com.

TIGER TALK RADIO SHOW
The hour-long program airs weekly through the season from Bud's Classic BBQ (304 S Ninth Street 65201. Shows run from 7-8 p.m. CT on Tuesdays. Hosted by Mike Kelly, each show will include segments with head coach Eliah Drinkwitz, an assistant coach and a student-athlete. Fans can find it on KTGR 105.1 FM/KTGR 1580 AM with live video via Mizzou Athletics' Facebook page.

PRACTICE
Practice is generally closed. During a typical Saturday game week, media will have a practice viewing window on Tuesdays. Unless otherwise noted, still and television photographers will be allowed to shoot stretching and the first 4-6 periods. Contact Ryan Koslen (koz@missouri.edu) to confirm days and times.

MOBILE APP
The Mizzou Tigers app for iPhone, iPad and Android devices offers fans a wide variety of information on the Tigers. The free app is available in the App Store and Google Play and required to receive digital parking.

WEEKLY PRESS CONFERENCE
Head Coach Eliah Drinkwitz will be available to the media every Tuesday at noon CT during the season with the exception of MU's bye week. Drinkwitz's press conferences will take place in the SEZ Defensive Meeting Room. Players will be made available following Coach Drinkwitz in the Show Me Club. Please make any player requests before 10 a.m. CT on Mondays.

SEC TELECONFERENCE
The 14 SEC coaches will feature on a weekly teleconference each Wednesday from 10 a.m.-12:30 p.m. (CT).

TIME	COACH	SCHOOL
10:00 a.m.	Brian Kelly	LSU
10:10 a.m.	Kirby Smart	Georgia
10:20 a.m.	Billy Napier	Florida
10:30 a.m.	OPEN	
10:40 a.m.	Sam Pittman	Arkansas
10:50 a.m.	Josh Heupel	Tennessee
11:00 a.m.	Nick Saban	Alabama
11:10 a.m.	Shane Beamer	South Carolina
11:20 a.m.	***Eliah Drinkwitz***	Missouri
11:30 a.m.	Jimbo Fisher	Texas A&M
11:40 a.m.	Mark Stoops	Kentucky
11:50 a.m.	Zach Arnett	Mississippi State
12:00 p.m.	Lane Kiffin	Ole Miss
12:10 p.m.	Hugh Freeze	Auburn
12:20 p.m.	Clark Lea	Vanderbilt

PRESS BOX
The Memorial Stadium / Faurot Field press box is located on the sixth floor of the west side of the stadium. On game days, the facility opens to the working media three hours prior to kickoff. The space is accessible using the elevator at Gate 5W. Mizzou Athletics will provide a meal, drinks and snacks during the game.

POSTGAME
Postgame interviews with Mizzou head coach Eliah Drinkwitz and student-athletes will be held in SEZ defensive meeting room following a brief cooling-off period. Any in-game interviews and postgame interviews on the field are prohibited. Visiting team post-game media availability is at the direction of the visiting communications staff. The visiting team post-game interview room is in the SE corner tunnel (labeled 020), across from the visiting locker room.

MEDIA PARKING
Media parking is located at Tiger Ave. Parking Structure (TAPS), at the corner of Tiger Ave. and Hospital Dr. The main entrance is on the east side of the building, directly across from the children's ER entrance. Parking passes will be digitally distributed whenever possible.

MEDIA WILL CALL
Game day, media will call is located at Gate 5W, on the west side of the stadium. Home game credentials are typically ready for pickup at the south entrance of Mizzou Arena, Fridays 9 a.m.-4:30 p.m. CT. To make specific arrangements for credential pick-up, please contact Ryan Koslen (koz@missouri.edu).

JUST THE FACTS

GENERAL
Location ..... Columbia, Mo.
Founded 1839
Enrollment 31,121
Nickname ..... Tigers
Colors ..... Black & Gold
Mascot ..... Truman the Tiger
Stadium ..... Faurot Field/Memorial Stadium (1926)
Capacity / All-Time Record ..... 62,621 / 320-197-19
Surface ..... Artificial (AstroTurf, July, 2021)
Affiliation ..... NCAA FBS
Conference ..... Southeastern (East Division)
Chancellor ..... Dr. Mun Y. Choi
Director of Athletics ..... Desireé Reed-Francois
Faculty Athletic Rep ..... Pamela Bruzina
Official Website ..... MUTigers.com

HISTORY
First Year of Football 1890
Post NCAA action, overall record 698-586-52
Pre NCAA action, overall record 705-588-52
No. of Bowl Appearances (Record) 35 (15-20)
Last Bowl Appearance ..... Dec. 23, 2023 (Gasparilla)
Result ..... Lost 27-17 to Wake Forest

Due to NCAA action, MU vacated five wins from the 2015 season (5-7 overall, 1-7 SEC) and four wins from the 2016 season (4-8 overall, 2-6 SEC).

TEAM INFORMATION
2022 Record 6-7
SEC Record / Finish ..... 3-5 / T4th
Offense / Defense: ..... Multiple / Multiple
Starters Returning (18) ..... 9 (O) / 8 (D) / 1 (ST)
Starters Lost (8) ..... 2 (O) / 3 (D) / 3 (ST)

COACHING STAFF
Head Coach ..... Eliah Drinkwitz
Alma Mater ..... Arkansas Tech, '04
Record at MU/Year 22-19/4
Career Record/Year 34-20/5
Football Office Phone ..... (573) 882-2214
X ..... @CoachDrinkwitz
Best time to reach coach ..... Contact SID
Asst. Head Coach/Cornerbacks ..... Al Pogue
Defensive Coordinator / Safeties ..... Blake Baker
Offensive Coordinator / Quarterbacks ..... Kirby Moore
Co-DC / LBs / Recruiting Coordinator ..... DJ Smith
Special Teams Coordinator / Tight Ends ..... Erik Link
Defensive Line / Interior ..... Al Davis
Offensive Line ..... Brandon Jones
Running Backs ..... Curtis Luper
Wide Receivers ..... Jacob Peeler
Defensive Line / Edge ..... Kevin Peoples

collegepressbox
SINCE 2005 EVERYTHING BUT THE PREGAME MEAL

collegepressbox is the official media website for Division I football. Access and download game notes, quotes, statistics, media guides, headshots, logos and more for all FBS schools, conferences, postseason games, awards and the College Football Playoff. For access, please register for an account at collegepressbox.com/register.

SERIES BUSINESS - LSU

SERIES INFORMATION

Series Record	MU leads 2-1
In SEC Games	Tied 1-1
In Columbia	MU leads 1-0
In Baton Rouge	LSU leads 1-0
Neutral Site	MU leads 1-0
Most MU points	45, 2020
Most LSU points	42. 2016
Combined points	86 (MU 45-41, 2020)
Biggest MU win	5 (20-15, 1978)
Biggest LSU win	35 (42-7, 2016)
Current streak	Missouri — 1

GAME-BY-GAME RESULTS

Year	Site	Score	Winner
1978	Memphis *	20-15	Missouri
2016	Baton Rouge	42-7	LSU
2020	Columbia	45-41	Missouri

** - Liberty Bowl*

OH CAPTAIN, MY CAPTAIN

- Mizzou will have six permanent captains during the 2023 season, including four players who filled the same role last fall: LB Chad Bailey, QB Brady Cook, OL Javon Foster, and DL Darius Robinson. First-time captains RB Cody Schrader and LB Ty'Ron Hopper were also chosen for the honor.

LAST TIME OUT - MISSOURI 38, VANDERBILT 21

- The No. 23 Tigers stormed to a 38-21 road victory in their SEC opener at Vanderbilt.
- QB Brady Cook completed 33-of-41 passes for a career-high 395 yards and four TDs, extending his streak of pass attempts without an INT to an SEC record 348 – breaking the old mark of 325 held by former Kentucky QB Andre Woodson.
- WR Luther Burden III caught 11 passes for 140 yards - his fourth-straight 100-yard game - and WR Theo Wease Jr. snared a season best 10 for 118.
- The tandem of Burden and Wease becomes the first MU duo with over 100 yards receiving in the same game since Oct. 20, 2018 vs. Memphis (Albert Okwuegbunam, 159, and Jalen Knox, 109).
- Missouri scored two unanswered touchdowns in the second quarter to take a 17-7 lead into intermission, then scored again early in the third to extend the lead.
- Vanderbilt threatened late in the third quarter, converting a fourth-and-three play with a 21-yard completion to the MU 10-yard line, but on the next play, DB Kris Abrams-Draine intercepted Seals' pass in the end zone – his third interception in as many games.
- The Tigers rolled up 532 total yards to Vandy's 300 and had nearly a 12-minute edge in time of possession.

TIGERS IN THE POLLS

- MU moved up two spots to the No. 21 position in this week's Associated Press poll; Mizzou maintained its No. 22 spot in this week's US LBM Coaches Poll.
- MU's position in this week's AP poll represents its highest since checking in at No. 21 on Sept. 8, 2015.
- Mizzou is 16-8 (.667) as a ranked team during the SEC era (2012-present).
- This week mark's the 257th week the Tigers have been ranked in the AP poll since 1939.

HE IS HIM

- WR Luther Burden III continued his noteworthy start to the 2023 season with his fourth-consecutive 100-yard receiving performance in MU's win at Vandy.
- The last Missouri receiver to post four-straight 100-yard performances was J'Mon Moore in 2016-17.
- Burden's total of 644 receiving yards leads the nation and represents the most in Mizzou history for any receiver through five games, while his average of 8.6 receptions per outing ranks third among all FBS receivers this season.
- Burden also recorded his sixth-straight game with seven receptions or more - his 11 catches at Vandy were a career high and handed him Mizzou's program record for consecutive games with at least seven receptions (surpassing Danario Alexander in 2009).

NOW WE'RE COOKIN'

- QB Brady Cook continued his hot start to the 2023 season last week, torching Vanderbilt for a career-best 395 yards and four touchdowns through the air.
- The junior from St. Louis also recorded a career-best 33 completions in becoming just the fourth Mizzou QB to throw for 300+ yards in three consecutive weeks, joining Chase Daniel, Drew Lock and Connor Bazelak.
- Over the three-game stretch, Cook has totaled a combined 1,092 passing yards and eight touchdowns in Tiger wins over K-State, Memphis and Vanderbilt.

MIZZOU QB CONSECUTIVE 300-YARD GAMES

NO.	PLAYER	YEAR	GAMES
1.	Chase Daniel	2006 (Wk 11-13) 2007 (Wk 1-3)	6
2.	Chase Daniel	2008 (Wk 6-9)	4
3.	**Brady Cook**	**2023 (Wk 3-5)**	**3**
	Drew Lock	2016 (Wk 2-4)	3
	Connor Bazelak	2021 (Wk 3-5)	3

MATCHING THEM UP

MISSOURI (5-0, 1-0 SEC)

TEAM STATISTICS	MIZ	OPP
Points/Game	32.0	20.8
First Downs	113	86
Rushing/Game	147.0	75.8
Passing/Game	304.4	241.4
Total Offense/Game	451.4	317.2
Fumbles-Lost	3-2	3-0
Pen./Yds per Game	34/52.4	28/45.6
Time of Possession	30:03	29:56

INDIVIDUAL LEADERS

RUSHING	Att	Net	Avg	TD	YPG
Schrader	81	463	5.7	3	92.6
Peat	56	257	4.6	2	51.4

PASSING	C-A-I	Pct.	Yds	TD	YPG
Cook	105-141-0	.745	1468	11	293.6

RECEIVING	Rec	Yds	Avg	TD	YPG
Burden	43	644	15.0	5	128.8
Wease	24	254	10.6	3	50.8

DEFENSE	U-A-TT	TFL	Sck.	Int.	PBU
Hopper	20-7-27	2.5	0.0	0	3
Charleston	20-6-26	0.5	0.0	0	1

LSU (3-2, 2-1 SEC)

TEAM STATISTICS	LSU	OPP
Points/Game	44.0	31.0
First Downs	144	105
Rushing/Game	198.0	169.2
Passing/Game	353.4	260.2
Total Offense/Game	551.4	429.4
Fumbles-Lost	3-2	4-1
Pen./Yds per Game	21/37.2	46/79.8
Time of Possession	30:16	29:43

INDIVIDUAL LEADERS

RUSHING	Att	Net	Avg	TD	YPG
Diggs	57	354	6.2	3	88.5
Daniels	60	292	4.9	3	58.4

PASSING	C-A-I	Pct.	Yds	TD	YPG
Daniels	117-160-2	.731	1710	16	342.0

RECEIVING	Rec	Yds	Avg	TD	YPG
Nabers	40	625	15.6	5	125.0
Thomas	33	537	16.3	8	107.4

DEFENSE	U-A-TT	TFL	Sck.	Int.	PBU
Sam	23-12-35	1.0	0.0	1	1
Penn	11-23-34	1.5	1.5	1	1

NCAA TEAM RANKINGS

CATEGORY	MIZ	LSU
Total Offense	31	4
Rushing Offense	71	26
Passing Offense	15	6
Team Passing Efficiency	7	10
Scoring Offense	51	7
Total Defense	29	113
Rushing Defense	8	101
Passing Yards Allowed	88	108
Team Passing Effic. Def.	77	105
Scoring Defense	40	105
Turnover Margin	49	49
3rd Down Conversion Pct	80	3
4th Down Conversion Pct	94	67
3rd Down Conversion Pct Def.	58	117
4th Down Conversion Pct Def.	102	102
Red Zone Offense	10	44
Red Zone Defense	110	119
Net Punting	89	58
Punt Returns	48	42
Kickoff Returns	83	101
First Downs Offense	34	1
First Downs Defense	39	96
Fewest Penalties Per Game	87	12
Time of Possession	71	63

HISTORIC STARTS

- Missouri is off to a 5-0 start for the first time since 2013, when the Tigers won their first seven games en route to a school-record 12-win campaign.
- Mizzou also concluded nonconference play with an unblemished record for the first time in five years.
- This season marks the 12th time in program history the Tigers have won their first five games in a season; they have gone on to post a winning season in each of the previous 11 years in which they started 5-0.

MIZZOU 5-0 STARTS

YEAR	START	FINAL	POSTSEASON
2023	**5-0**	**TBD**	**TBD**
2013	7-0	12-2	SEC East Champs
2010	7-0	10-3	Big 12 North Champs
2008	5-0	10-4	Alamo Bowl
2007	5-0	12-2	Big 12 North Champs
2006	6-0	8-5	Sun Bowl
1981	5-0	8-4	Tangerine Bowl
1973	6-0	8-4	Sun Bowl
1969	5-0	9-2	Big 8 Champs
1960	11-0	11-0	Big 8 Champs
1905	5-0	5-4	--
1899	7-0	9-2	--

FANCY LIKE

- CB Kris Abrams-Draine recorded an interception for the third game in a row at Vanderbilt, matching his personal-best total of three INTs from 2021.
- KAD became the first Tiger defender to log an interception in three consecutive games since Aarion Penton accomplished the feat during the 2015 and 2016 seasons (Nov. 27, 2015-Sept. 10, 2016).
- Against Memphis, Abrams-Draine turned in a team-leading seven tackles, including a TFL, interception and PBU in Mizzou's 34-27 win over Memphis in St. Louis.
- KAD racked up his 100th career tackle during the victory over Memphis.
- He currently leads the SEC in passes defended (1.80 per game) and has 23 tackles on the season.

DETROIT ROCK CITY

- DE Darius Robinson is battling through and up-and-down season. He had two tackles and his first sack of the season in limited action against Memphis as he fights a nagging calf strain.
- The senior captain is averaging 3.25 tackles per game.

HERE COMES THE BOOM

- P Luke Bauer assumed punting duties for the first time against Memphis, booting three kicks for an average of 47 yards, landing one inside the 20.
- He had a career-long kick of 59 yards in the game and has served as Mizzou's holder this season.

YOUTH MOVEMENT

- TE Jordon Harris was tabbed for his first career start in the Tigers' win over Memphis in St. Louis.
- The true freshman, who only played a year of prep football, provided extra protection on Mizzou's first drive, starting two tight ends with the ball on the 9-yard line.
- Harris has been a regular on special teams but saw extended time against Memphis as fellow freshman Brett Norfleet missed the game with a rib injury.

COOK CLAIMS SEC RECORD

- Cook's historic start has included a streak of efficiency previously unseen among SEC quarterbacks, with the Tigers' QB breaking Andre Woodson's conference record of 325 consecutive pass attempts without throwing an interception in last Saturday's win at Vanderbilt.
- The Mizzou signal-caller has now attempted 348 passes without throwing a pick, dating back to the Tigers' win over Vanderbilt on Oct. 22, 2022, a span of 12 games.
- Cook enters Saturday's game ranked seventh among all FBS QBs in passing efficiency (187.7) and ninth overall in completion percentage (74.5) this season.
- The St. Louis product earned one of the the Manning Award Stars of the Week citations from the All-State Sugar Bowl for the second time in 2023 on Monday.
- Cook was also named to midseason watch list for the 2023 Davey O'Brien National Quarterback Award.

SEC CONSECUTIVE PASSES WITHOUT AN INT

NO.	PLAYER	YEARS	ATT.
1.	**Brady Cook (MU)**	**2022-23**	**348**
2.	Andre Woodson (UK)	2006-07	325
3.	AJ McCarron (UA)	2011-12	291
4.	Bo Nix (AU)	2020-21	256
5.	Bo Nix (AU)	2019-20	251

FEEL THE LOVE

- Several Tigers earned recognition following Saturday's victory over Vanderbilt, including QB Brady Cook, who picked up his second Manning Award Star of the Week honor from the All-State Sugar Bowl.
- Additionally, WR Theo Wease Jr. earned Honorable Mention for the Earl Campbell Tyler Rose Player of the Week, following his career-best 10-catch, 118-yard receiving day against the Commodores.

FEROCIOUS AT FAUROT

- Mizzou's win over Kansas State (Sept. 16) extended its nonconference home win streak to 16-straight games dating back to an Oct. 21, 2017 victory over Idaho.
- Missouri's current home win streak over non-SEC foes trails only an 18-game streak from Sept. 17, 2005 through Nov. 17, 2012 for the longest in program history.
- The Tigers have averaged 44.6 ppg on offense and held opponents to 302.1 yards of total offense over the course of their home nonconference streak.
- Eli Drinkwitz has led MU to a 17-6 home record (.739) including a 9-0 mark in nonconference competition.
- Over the last 21 seasons (2003-23), Mizzou has won 103 of its 151 home contests (.682) overall.

IN THE TRENCHES

- OL Javon Foster sits second among PFF College's Power 5 offensive tackle rankings through five games.
- The senior holds and 85.4 grade in the outlet's metrics.
- The 34-game starter is on the watch lists for the Lombardi Trophy, Outland Trophy and Reese's Senior Bowl.
- He earned Preseason Second-Team All-SEC honors from the league's coaches and media.

BRING OUT THE POP-TARTS!

- Harrison Mevis' 61-yard field goal to beat No. 15 Kansas State as time expired was selected as the Pop-Tarts Crazy Good Play of the Week on Sept. 22. It was an SEC record, the second-longest field goal in Mizzou history and earned him SEC Special Teams POTW.

TRAVELIN' BAND

- The Tigers were joined by 38 newcomers in the offseason, including 23 true freshmen and 15 transfers. Division I transfers include: Austin Firestone (Northwestern), Nyles Gaddy (Jackson State), Jake Garcia (Miami, Fla.), Dannis Jackson (Ole Miss), Cam'Ron Johnson (Houston), Marcellus Johnson (Eastern Michigan), Tre'Vez Johnson (Florida), Joe Moore III (Arizona State), Nasir Pogue (Troy), Theo Wease Jr. (Oklahoma), Riley Williams (Towson) and Sidney Williams Sr. (Florida State). Division II transfers include Ben Straatmann (Missouri S&T) and Trey Flint (Ouachita Baptist). Dylan Laible (Hutchinson CC), Triston Newson (Northeast Mississippi CC) arrived in Columbia from the JUCO ranks.

SOMEBODY'S WATCHING US

- Several Tigers were tabbed for preseason awards watch lists with more to be added as the season starts.

  - Kris Abrams-Draine.....Bronco Nagurski
  - Brady Cook.... O'Brien, William V. Campbell Trophy®
  - Javon Foster..... Lombardi, Outland
  - Realus George Jr.....Wuerffel
  - Ty'Ron Hopper .....Bednarik, Butkus, Nagurski
  - Harrison Mevis..... Lou Groza

THE BEST IS YET TO COME

- Mizzou was picked to finish sixth in the SEC East by the media heading into the 2023 season.
- Tigers Kris Abrams-Draine, Javon Foster, Ty'Ron Hopper, Harrison Mevis and Darius Robinson were named to the media's preseason All-SEC teams.
- In the coaches' version of All-SEC preseason honors, a total of six Tigers earned spots on the recognition list:

  - DB Kris Abrams-Draine - second team
  - WR Luther Burden III - third team
  - OL Javon Foster - second team
  - LB Ty'Ron Hopper - third team
  - K Harrison Mevis - second team
  - DL Darius Robinson - third team

THE AUTUMN WIND

- Sixteen Tigers dot NFL rosters entering the season, including rookies DJ Coleman and Isaiah McGuire.

NAME	TEAM	POS
Tyler Badie	Denver (PS)	RB
Joshuah Bledsoe	New England (PS)	S
Nick Bolton	Kansas City	LB
Larry Borom	Chicago	OT
T. Colon-Castillo	Arizona	C
DJ Coleman	Jacksonville (PS)	LB
Jordan Elliott	Cleveland	DL
Akayleb Evans	Minnesota	CB
Blaine Gabbert	Kansas City	QB
Markus Golden	Pittsburgh	LB
Charles Harris	Detroit	DL
Drew Lock	Seattle	QB
Connor McGovern	New York Jets	C
Isaiah McGuire	Cleveland	DE
Mitch Morse	Buffalo	C
Albert Okwuegbunam	Philadelphia	TE

WE ARE FAMILY

- This year's roster includes eight Tigers who followed in family footsteps to play for MU.

Brother Played at Mizzou
- Joshua Manning - Micah (WR, 2022-)
- Micah Manning - Joshua (WR, 2023-)
- Nate Norris - Will (LB, 2020-)
- Will Norris - Nate (LB, 2022-)

Father Played at Mizzou
- Tyson Ellison - Atiyyah (DL, 2002-04)
- Marquis Johnson - Domonique (DB, 2004-06)
- Joe Moore III - Joe Jr. (RB, 1967-70)
- Nasir Pogue - Al (Asst. HC, 2022-)

Staff Members Who Played at Mizzou
- Evan Boehm - Recruiting/Player Relations (OL, 2012-15)
- Atiyyah Ellison - Director, Alumni/Relations (DL, 2002-04)
- Brock Olivo - Special Teams Analyst (RB, 1994-97)

ZOU TO THE LOU

- University of Missouri football is headed back to St. Louis for the first time since 2010.
- The game against Memphis, scheduled for Sept. 23, 2023 at Liberty Bowl Memorial Stadium, will be played in St. Louis at The Dome at America's Center (66,965).
- The Tigers last played in St. Louis in 2010, a 23-13 win over Illinois in the Arch Rivalry Series, which ran from 2002-10. Mizzou went 6-0 in that series.

LOOK ALIVE, SUNSHINE

- Mizzou's 2024 schedule looks different as the SEC adds Oklahoma and Texas and eliminates divisions.

2024 FOOTBALL SCHEDULE

DAY	DATE	OPPONENT
Saturday	Aug. 31	**MURRAY STATE**
Saturday	Sep. 7	**BUFFALO**
Saturday	Sept. 14	**BOSTON COLLEGE**
Saturday	Oct. 12	at UMass
TBA	TBA	**VANDERBILT** *
TBA	TBA	**AUBURN** *
TBA	TBA	**OKLAHOMA** *
TBA	TBA	**ARKANSAS** *
TBA	TBA	@ Alabama *
TBA	TBA	@ South Carolina *
TBA	TBA	@ Texas A&M *
TBA	TBA	@ Mississippi State *

*Home Games in **BOLD CAPS**; * - Southeastern Conference Game*

CAN I KICK IT?
- Senior K Harrison Mevis continued his assault on the Mizzou record book, adding to his school record for field goals with the 69th successful boot as a Tiger in Saturday's win at Vanderbilt.
- Against Kansas State (Sept. 16), Mevis extended his MU record for successful makes beyond 50 yards, converting his 11th such kick as a Tiger with his game-winning, 61-yard field goal as time expired.
- That kick for the Warsaw, Ind., native broke the SEC record for the longest field goal in the conference's history, edging three 60-yard kicks by Fuad Reveiz (Tennessee, 1982), Kevin Butler (Georgia, 1984) and Chris Perkins (Florida, 1984), who previously shared the record.
- A week later, Mevis' 25-yard field goal in the second quarter against Memphis marked his 67th as a Tiger, moving the senior past Andrew Baggett (2012-15) and into the top spot on Mizzou's all-time leaderboard for field goals made.

MIZZOU CAREER FIELD GOALS MADE

RANK	PLAYER	YEARS	FG
1.	**Harrison Mevis**	**2020-pr**	**69**
2.	Andrew Baggett	2012-15	66
3.	Tucker McCann	2016-19	61
4.	Jeff Wolfert	2006-08	59
5.	Grant Ressel	2009-11	52

MIZZOU CAREER 50-YARD FIELD GOLS MADE

RANK	PLAYER	YEARS	FG
1.	**Harrison Mevis**	**2020-pr**	**11**
2.	Tom Whelihan	1984-87	6
3.	Jeff Jacke	1988-92	4
4.	Tucker McCann	2016-19	3
5.	Andrew Baggett	2012-15	2
	Jeff Wolfert	2006-08	2

MIZZOU CAREER SCORING

RANK	PLAYER	YEARS	POINTS
1.	Jeff Wolfert	2006-08	362
2.	Tucker McCann	2016-19	358
3.	Andrew Baggett	2012-15	355
4.	**Harrison Mevis**	**2020-pr**	**328**
5.	Brad Smith	2002-05	284

ANOTHER BRICK IN THE WALL
- The Missouri defense has impressed in the first five games against the run; MU ranks eighth in the FBS in rush defense, allowing just 75.8 ypg.
- MU allowed a season-low 41 rush yards at Vandy.
- Mizzou's defense limited South Dakota to 194 yards of total offense in the opener, the lowest single-game total by an opponent since Oct. 24, 2020 vs. Kentucky.
- Led by SEC Defensive Lineman of the Week Nyles Gaddy, the Tigers logged 4.0 sacks and 12 tackles for losses against MTSU (Sept. 9), the most Mizzou TFLs since at least the 2000 season.
- MU followed that up by holding No. 15 K-State to its lowest single-game rushing total (138 yards) over its last 11 games, then limited Memphis to an average of 2.9 yards per carry (and just 83 total rushing yards) in its Sept. 23 victory in St. Louis.

ARUNNIN' DOWN A DREAM
- RB Cody Schrader became just the fourth active NCAA running back to reach the 4,000 career rushing yard milestone with his 84-yard performance vs. Middle Tennessee (Sept. 9).
- Schrader rushed for 3,069 yards at Division II Truman before joining the Tigers in 2022; he ranks fourth among active NCAA players with his 4,277 yards, trailing Greenville's Paul Garrett (5,273), Barton's Jordan Terrell (4,536) and SEMO's Geno Hess (4,364).

NCAA ACTIVE CAREER RUSHING LEADERS

RK. NAME, SCHOOL	G	R	Y	TD
1. Paul Garrett, Greenville	40	788	5,273	65
2. Jordan Terrell, Barton	31	817	4,536	38
3. Geno Hess, SEMO	49	752	4,364	56
4. Cody Schrader, Mizzou	**47**	**730**	**4,277**	**51**
5. Gage Porter, So. Nazarene	44	810	4,186	58

LIGHTNING CRASHES
- Freshman WR Marquis Johnson had a 76-yard touchdown reception from QB Brady Cook to open the scoring in Mizzou's 34-27 win over Memphis in STL.
- It was Johnson's first career TD grab and the Tigers' longest play from scrimmage this season.
- The 76-yard connection was MU's longest scrimmage play in seven games at The Dome at America's Center.
- The previous best was a 49-yard score from Blaine Gabbert to Wes Kemp in the 2009 contest vs. Illinois.
- Johnson was also named the Tigers' team special teams' player of the game.

HERE, THERE AND EVERYWHERE

OPPONENT	TIME	TV	LENGTH	HALF	FINAL	COIN TOSS	KICKOFF/ RECEIVE	1ST MU POSS.	1ST OPP. POSS.	HELMET	JERSEY	PANTS
SOUTH DAKOTA	7 p.m.	SECN	3:27	MU 28-3	MU 35-10	W	Receive	Punt	Punt	Black	Black	Black
MTSU	6 p.m.	SECN+	3:19	MU 10-7	MU 23-19	L	Receive	Punt	Punt	White	Black	Black
KANSAS STATE	11 a.m.	SECN	3:28	MU 17-14	MU 30-27	L	Kick	TD	TD	Gold	Black	Black
vs. Memphis	6:30 p.m.	ESPNU	3:20	MU 17-10	MU 34-27	W	Kick	TD	Punt	Black	Gold	Black
@ Vanderbilt	3 p.m.	SECN	3:19	MU 17-7	MU 38-21	W	Kick	FG	Punt	Gold	White	White
LSU	11 a.m.	ESPN										
@ Kentucky												
SOUTH CAROLINA												
@ Georgia												
TENNESSEE												
FLORIDA												
@ Arkansas	3 p.m.	CBS										

SCHRADER SHREDDING

- RB Cody Schrader logged an impressive start to the season vs. South Dakota (Aug. 31), topping the 100-yard mark for the first time as a Tiger with 138 rushing yards on 18 carries and a TD.
- Schrader added 123 yards on 14 carries in MU's win over Memphis, his 18th career 100-yard game.
- He helped ice the victory with a 37-yard scoring run in the fourth quarter for his 50th career rushing TD.
- Schrader turned in an impressive debut in 2022, leading all MU rushers with 658 yards and eight TDs.
- A transfer from Division II Truman State and native of St. Louis, he enters Saturday's game with 4,277 career rushing yards to his credit; by comparison, that total would rank second on Mizzou's all-time rushing list, trailing only Brad Smith (4,289).
- Coupled with 653 receiving yards and 34 return yards, Schrader has amassed 4,964 all-purpose yards in his career; in comparison, Schrader's total eclipses Brad Smith's career total (4,419) and trails only the top two on Mizzou's career all-purpose yardage list: Jeremy Maclin (5,609) and Marcus Murphy (5,112).
- Schrader led all of Division II in 2021 with 2,074 rushing yards on 300 carries and 24 TDs.

Mizzou Career Rushing Yardage

RANK	PLAYER	YEARS	TOTAL
1.	Brad Smith	2002-05	4,289
2.	Larry Rountree III	2017-20	3,720
3.	Zach Abron	2000-03	3,198
4.	Brock Olivo	1994-97	3,026
5.	Devin West	1995-98	2,954
	Cody Schrader		***4,277**

Mizzou Career All-Purpose Yardage

RANK	PLAYER	YEARS	TOTAL
1.	Jeremy Maclin	2007-08	5,609
2.	Marcus Murphy	2010-14	5,112
3.	Brad Smith	2002-05	4,419
4.	Tyler Badie	2018-21	4,414
5.	Larry Rountree III	2017-20	4,009
	Cody Schrader		***4,964**

**Schrader accumulated 3,089 rushing yards and 3,600 all-purpose yards at Truman State (2018-21)*

IF YOU BUILD IT, THEY WILL COME

- Mizzou's announced attendance of 50,434 for its game vs. South Dakota represented Mizzou's top total for a home opener since 2019, when the Tigers drew 51,215 spectators vs. West Virginia (Sept. 7).
- The Tigers drew a total of 381,677 fans to seven home games last season, marking a 17.2% increase in its football attendance from 2021 to 2022.
- Mizzou's 2022 season total ranks as the 12th best in program history, averaging 54,525 fans.

SENIORITIS

- Eleven Tigers sit on the watch list for the 2024 Reese's Senior Bowl in Mobile, Alabama: DB Kris Abrams-Draine, LB Chad Bailey, DB JC Carlies, DB Joseph Charleston, OL Javon Foster, LB Ty'Ron Hopper, OL Cam'Ron Johnson, RB Nate Peat, DB Ennis Rakestraw Jr., DL Darius Robinson and WR Theo Wease Jr.

CUE MR. BRIGHTSIDE ...

- Missouri drew a sold-out crowd of 62,621 for its Sept. 16 upset of K-State, marking its first sellout since its 2019 Homecoming contest against Ole Miss (Oct. 12).
- Mizzou previously drew 57,645 for its Sept. 9 win over Middle Tennessee, and 50,434 for its season opener against South Dakota, giving the Tigers a total of 170,700 spectators so far in 2023, which represents its top mark through three dates since 2015, when the Tigers drew 201,500 for their first three home games against SEMO, UConn and South Carolina.
- The K-State sellout marked the eighth time in its last nine home games MU has topped the 50,000 mark.
- The opening-night crowd vs. South Dakota represented its largest crowd for a home opener in four years.

SOMETHING TO PROVE

- Missouri comes off a six-win 2022 campaign and its third-consecutive bowl-qualifying season under Eli Drinkwitz, who joined Warren Powers as the only Mizzou head coaches to lead the Tigers to bowl berths in their first three campaigns at the helm.
- MU entered the new season with something to prove: having not secured four straight bowl berths since 2011, when it capped a string of seven consecutive bowl appearances (2005-11) with a win over North Carolina in the Independence Bowl.

THE NEXT EPISODE ...

- Mizzou's defense flexed its collective muscle in the Tigers' season-opening victory over South Dakota, holding the Coyotes to 194 yards of total offense, marking their best single-game performance since 2020, when they held Kentucky to 145 yards.
- Additionally, the Tigers allowed just 1.1 yards per attempt on 35 South Dakota rushing attempts — its lowest single-game average allowed (minimum of 35 attempts) in 23 seasons, dating back to a Nov. 11, 2000 game in which they gave up an average of just 0.3 yards per carry against Baylor.
- The Tigers set the defensive tone for the game early, limiting the Coyotes to five yards of total offense in the opening quarter and just 62 yards in the first half.
- DE Johnny Walker Jr. led Mizzou in tackles with six, adding a TFL and half a sack in the victory over USD.
- Marvin Burks Jr. made an instant impact in his collegiate debut, tallying four tackles and a nine-yard sack on a key fourth-down attempt in the third quarter.
- Mizzou held USD to 2-of-13 third-down conversion attempts and just 14 first downs for the night.

FEELS LIKE THE FIRST TIME

- A number of Tigers logged career firsts in Mizzou's win over South Dakota (Aug. 31), including 18 players who saw their first game action in Black and Gold.
- WR Mekhi Miller led the parade, hauling in his first career TD reception, an 18-yard strike from Brady Cook seven minutes into the contest.
- DB Marvin Burks Jr. made his presence known, totaling four stops; none of those were bigger than his first career sack for a nine-yard loss on a 4th and 7 at the Mizzou 33 midway through the third period.
- Additionally, WR Theo Wease Jr. hauled in his first TD reception as a Tiger in MU's win over Middle Tennessee.
- DE Nyles Gaddy recorded his first two sacks as a Tiger in the victory over Middle Tennessee.

CELEBRATING JEREMY MACLIN

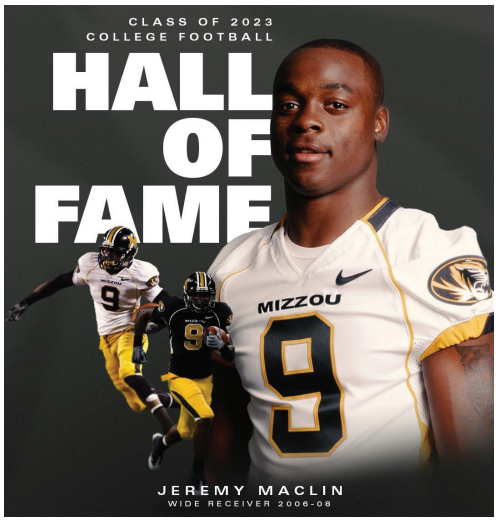

- Mizozu and The National Football Foundation (NFF) & College Hall of Fame will honor 2023 College Football Hall of Fame electee Jeremy Maclin with an NFF Hall of Fame On-Campus Salute, presented by Fidelity Investments® on Saturday, Oct. 7, during the LSU game,
- The only freshman in Missouri history to be named a First Team All-American, Maclin claimed consensus honors in 2007 as an all-purpose/return specialist. He holds the NCAA record for all-purpose yards as a freshman (198.3 ypg in 2007).
- In 2008, he earned First Team status again, making him the only player in Missouri history to be a two-time First Team All-American. .
- A two-time First Team All-Big 12 performer, Maclin earned B12 Freshman of the Year honors in 2007.
- He set Big 12 records for all-purpose yards as a freshman (2,776) and sophomore (2,833), and the Tigers claimed back-to-back Big 12 North titles.
- In just two years at Mizzou, he broke school records for all-purpose yards in a career (5,609), single season (2,833 in 2008) and single game (260 vs. K-State in 2007).
- Maclin ranks fifth all-time at in career receiving yards (2,315) despite only playing two seasons at MU.
- He finished his career with 182 receptions for 2,315 yards and 22 touchdowns, adding 91 career rushes for 668 yards and three touchdowns on the ground.
- He tallied 48 career punt returns for 577 yards and three touchdowns and 85 kickoff returns for 2,049 yards and two touchdowns.
- Drafted in the first round (19th overall) by Philadelphia in 2009, he played for the Eagles until 2014, Kansas City from 2015-16 and Baltimore in 2017. He was a 2014 Pro Bowl selection. Maclin was inducted into the Mizzou Athletics Intercollegiate Hall of Fame in 2014, and he was named an SEC Legend in 2019.
- After retiring, he became a high school football coach at his alma mater, Kirkwood High School in the St. Louis area. He founded the J-Mac Gives Back charitable foundation, which provides donations and opportunities to underprivileged children.
- The Chesterfield, Missouri, native now becomes the 8th Missouri player to enter the College Football Hall of Fame, joining Paul Christman (1938-1940), Darold Jenkins (1939-1941), Johnny Roland (1962, 1964-65), Bob Steuber (1940-43), Ed Travis (1916-17, 1919-20), Roger Wehrli (1966-68), Kellen Winslow (1975-78).

I WANT MORE

- Mizzou's offense features a new play caller in QB Coach Kirby Moore who joined the Tigers in the offseason.
- The Ambush Offense benefits from the return of junior signal-caller Brady Cook, who amassed over 3,000 yards of total offense a year ago.
- RB Cody Schrader who rushed for team bests of 658 yards and eight touchdowns and one of my most dynamic players in college football, Luther Burden III. Burden slides over to the slot WR and should see his touches increase.

AN ENSEMBLE CAST

- The Tigers welcome back 18 starters - second most in the Southeastern Conference, including preseason All-SEC selections Kris Abrams-Draine, Ty'Ron Hopper and Darius Robinson leading Mizzou's defense, along with Javon Foster and All-America K Harrison Mevis on the offensive side of the ball.

THE BOYS OF FALL

- QB Sam Horn saw his first extended action under center in the opener against South Dakota.
- He had his first career passing TD in the fourth quarter, hooking up with Luther Burden III on a 15-yard pass-and-catch to account for the final points of the game.
- Horn was true on his first three tosses, finishing 3-of-5 for 54 yards, featuring a 31 yard toss to Mekhi Miller.
- A rare two-sport collegiate athlete, Horn pitched for Mizzou's baseball team last spring before suffering a forearm injury and touched 98 MPH on the in-house radar in Arlington, Texas against nationally-ranked TCU on Feb. 19.

THE TIGERS - A DRINKWITZ-ERA COMPARISON

CATEGORY	2020	2021	2022	2023
Points Per Game	26.7	29.1	24.8	32.0
Total TDs	31	41	34	20
Yards Per Game	402.0	413.7	369.8	453.4
Yards Per Play	5.6	5.9	5.4	6.8
Rushing Yards Per Game	135.2	179.8	155.7	149.0
Rushing Yards Per Carry	3.9	5.0	4.1	4.0
Passing Yards Per Game	266.8	233.9	214.1	304.4
Passing Yards Per Attempt	7.4	6.7	7.0	10.4
Penalties/Yards/Per Game	58/498/49.8	83/775/59.6	101/828/63.7	34/262/52.4
Third-Down Conversion	43%	45%	40%	39%
Red Zone Conversion (TDs)	94% (59% TDs)	90% (65% TDs)	81% (60% TDs)	95% (67% TDs)
Takeaways	10 (4 INT/6 FR)	16 (11 INT/5 FR)	18 (11 INT/7 FR)	4 (4 INT/0 FR)
Giveaways	14 (6 INT/8 FL)	13 (11 INT/2 FL)	21 (9 INT/12 FL)	3 (1 INT/2 FL)
Points Allowed Per Game	32.3	33.8	25.2	20.8
Total TDs Allowed	42	57	37	12
Yards Allowed Per Game	408.0	434.2	339.9	317.2
Yards Allowed Per Play	6.1	6.4	5.3	4.9
Rushing Yards Allowed	162.2	227.4	125.5	74.8
Yards Allowed Per Carry	4.5	5.3	3.7	2.5
Passing Yards Allowed	245.8	206.8	214.4	242.4
Yards Allowed Per Attempt	7.9	8.2	7.1	6.8
Opponent Third-Down Conversion	38%	43%	34%	37%
Opponent Red Zone Conversion (TDs)	92% (81% TDs)	94% (76% TDs)	88% (65% TDs)	93% (64% TDs)



MIZZOU FOOTBALL HISTORY



HISTORICALLY SPEAKING

Football at the University of Missouri dates to 1890 and the Tigers have an all-time record of 700-586-52 entering their 133rd season. Missouri was a charter member of the Missouri Valley Intercollegiate Athletic Association in 1907 which evolved into the Big Six Conference (1928), Big Seven (1948) and Big Eight (1958), before the creation of the Big 12 Conference in 1996, and MU's move to the Southeastern Conference in 2012. The Tigers won conference championships in 1909, 1913, 1919, 1924, 1925, 1927, 1939, 1941, 1942, 1945, 1960 and 1969. They won Big 12 North Division championships in 2007, 2008 and 2010 and SEC East Division championships in 2013 and 2014. Missouri has had two undefeated teams – the 1909 Tigers were 7-0-1 and in 1960 they went 11-0 (includes a forfeit victory over Kansas).

A TOWER OF STRENGTH

MU's football program ranks as the second oldest west of the Mississippi River and one of the 10 oldest in major college football – behind only Rutgers (1869), Michigan (1879), Navy (1880), Minnesota (1883), Cincinnati (1885), Notre Dame (1888) and Iowa (1889) among NCAA Football Bowl Subdivision institutions.

THE TIGER NICKNAME

The nickname "Tigers" was adopted soon after football was adopted in 1890 to honor a Civil War home guard that towns people organized to protect Columbia from guerilla attacks – most notably from the notorious "Bloody Bill" Anderson. Their spirit is now embodied in the MU mascot – "Truman the Tiger" – named for the Missouri-bred President of the United States, Harry S. Truman.

SOCK IT TO THE '60s

During the decade of the 1960s, Coach Dan Devine's Tigers were the only team in the nation to never lose more than three games in a season – compiling a record of 77-22-6. The 1960 team was MU's first to be ranked #1 on Nov. 14, 1960. But MU lost to Kansas in the season finale – a game KU later forfeited for use of an ineligible player. In the Orange Bowl, Missouri beat Navy and Heisman Trophy winner Joe Bellino. The Tigers finished fourth and fifth in the final polls, which in those days were released prior to the bowl games. Minnesota won the national championship but lost in the Rose Bowl. Had the final polls come after the bowl games, MU could have been the national title winner. Missouri's other stint as the nation's #1 team came in 2007, before the Tigers fell to Oklahoma in the Big 12 title game.

UPSET KINGS

During the 1970s, Missouri teams coached by Al Onofrio (1971-78) and Warren Powers (1978-84), recorded a string of astounding upsets. Onofrio directed 14 victories over ranked opponents, including #8 Notre Dame (30-26, 1972, at South Bend), #2 Nebraska (13-12, 1973), #2 Alabama (20-7, 1975 at Birmingham), #8 USC (46-25, 1976 at Los Angeles), #2 Ohio State (22-21, 1976, at Columbus) and #3 Nebraska (34-24, 1976, at Lincoln). The Powers era began with a bang in 1978, beating defending national champion Notre Dame 3-0 in South Bend, with the regular season concluding with a 35-31 win over #2 Nebraska in Lincoln.

SPLITTING THE "T"

Legendary MU athlete, coach and athletic director Don Faurot, for whom the playing surface at Memorial Stadium is named (1972), revolutionized football in 1941. Having lost all-America quarterback Paul Christman in 1940, Faurot sought to re-make his offense. Taking his basketball experience with the "give and go," he transferred it to the Mizzou rushing attack – creating the "Split-T" formation which introduced the option play to college football. The result – Missouri led the nation in rushing that year averaging 307.7 yards per game led by halfbacks Bob Steuber, Harry Ice and Maurice "Red" Wade. Every option running offense that has followed has its basis in Faurot's innovation.

THE CHART TOPPERS

Besides leading the nation in rushing in 1941, Missouri led the country in pass defense in 1982, allowing just 123.5 yards per game, while recording 17 pass interceptions and 41 quarterback sacks for 295 yards lost. Tigers who led the nation include: Bob Steuber in scoring (121 points in 1941), Hank Burnine in receiving (44 receptions in 1955), Roger Wehrli in punt returns (11.7-yard avg. in 1968), Jeremy Maclin in all-purpose yardage (202.4 ypg in 2008), Danario Alexander in receiving yards (137.0 ypg in 2009), Kentrell Brothers in total tackles (12.7 per game in 2015), Drew Lock in passing touchdowns (44 in 2017) and Drew Lock in passing yards per completion (16.4 yds./comp. in 2017).

BOWLING WITH THE TIGERS

Missouri has been to 15 bowl games over the last 20 seasons (the 2020 Music City Bowl was cancelled due to the CoVID-19 pandemic) and 35 in the program's 132 seasons. Missouri has a 15-20 overall bowl mark – 15-13 since 1961. Coach Gary Pinkel took 10 Missouri teams to bowl games from 2003-2015, posting a 6-4 record. MU's first bowl game was the 1924 Christmas Festival against USC in Los Angeles. The Trojans had tied Stanford for the Pacific Coast Conference championship, but the Rose Bowl took Stanford to face Notre Dame and its "Four Horsemen." The game was put together hurriedly to reward USC, and Mizzou was invited by virtue of being the MVIAA champs and its season-opening victory over the Big 10 champs from the University of Chicago. USC won a 20-7 decision. Don Faurot was a fullback on that Missouri team.

A ROSE BOWL IN COLUMBIA?

The 1941 Tigers went 8-1 in the regular season, the only loss being a 12-7 affair at powerful Ohio State. The Sugar Bowl and the Rose Bowl were both courting the Tigers, while the Rose was waiting to see who would win out between Stanford, Washington State and Oregon State. The Sugar invited Missouri. Don Faurot favored accepting its bid, but the university administration wanted to wait for the Rose Bowl. They set a time deadline to hear from the Rose, but when it came and passed, Missouri accepted the Sugar Bowl bid. Unfortunately, they'd forgotten about the two-hour time difference. Soon after, the Rose called to offer, but all Faurot could do was offer a polite "thank you." Then the attack on Pearl Harbor happened and large gatherings on the West Coast were prohibited. So, the Rose Bowl, pitting Oregon State against Duke, was moved to Durham, N.C. A few hours different, and that game could have been played in Columbia. Instead, MU went to the Sugar Bowl to face Fordham, and fell 3-0 in a driving rainstorm that neutralized Mizzou's option running game.







ALL-AMERICA TRADITION

Thirty-five Tigers have earned All-America recognition – 13 of them of the consensus variety. Mizzou's first all-American was tackle Ed Lindenmeyer in 1925, and the most recent was kicker Harrison Mevis in 2021. The only Tigers twice chosen as all-Americans were QB Paul Christman (1939-40) and all-purpose performer Jeremy Maclin (2007-08).

BEST OF THE BEST

Two Tigers have been honored as the nation's best at their positions. In 1997, Brock Olivo was chosen as the first winner of the Mosi Tatupu Award as the nation's best special teams player. Olivo, who at the time was MU's all-time leading rusher, also played on all of Missouri's special teams throughout his career. Olivo is now a special teams analyst for the Missouri coaching staff. In 2008, Chase Coffman won the John Mackey Award as the nation's top tight end. Tiger players in the National Football Foundation Hall of Fame (and year inducted) are: QB Paul Christman (1956), HB Bob Steuber (1971), T Ed "Brick" Travis (1974), C Darold Jenkins (1976), HB Johnny Roland (1998), TE Kellen Winslow (2002), DB Roger Wehrli (2003) and WR/KR Jeremy Maclin (2023). Two Tigers have finished high in the Heisman Trophy voting – Christman, third in 1939 and fifth in 1940, and QB Chase Daniel, 4th in 2007.

OUR CRADLE OF COACHES

Coaching luminaries have patrolled the sidelines at Missouri, and six of them are in the National Football Foundation Hall of Fame (year inducted) – Bill Roper (1951), Don Faurot (1961), James Phelan (1973), Frank Broyles (1983), Dan Devine (1985) and Gary Pinkel (2022). Pinkel is MU's winningest coach with a record of 118-73. His teams delivered five of MU's six double-digit win seasons.

A number of MU coaches have been head coaches in the NFL – Andy Reid (Kansas City Chiefs), Phil Bengston (Green Bay Packers/NE Patriots), Devine (Green Bay Packers), Matt Eberflus (Chicago Bears), Dirk Koetter (Tampa Bay Buccaneers), Marty Mornhinweg (Detroit Lions), Vince Tobin (Arizona Cardinals) and Mike Zimmer (Minnesota Vikings). College head coaches who've spent time at Mizzou include: Moe Ankney (Bowling Green), Jerry Berndt (Penn/Rice/Temple), Jerry Claiborne (Virginia Tech/Maryland/Kentucky), Bill Cubit (Western Michigan/Illinois), Jim Donnan (Marshall/Georgia), Mike Price (Weber State/Washington State/Alabama/UTEP), Derek Dooley (Louisiana Tech/Tennessee), Rollie Dotsch (Northern Michigan), Skip Hall (Boise State), Josh Heupel (UCF/Tennessee), Koetter (Boise State/Arizona State), Barry Odom (UNLV), Dave Steckel (Missouri State), Ryan Walters (Purdue) and Doug Weaver (Kansas State/Southern Illinois). Mizzou letterman Lloyd Carr was the Michigan head coach from 1995-2007.

IT ALL STARTED HERE

"Homecoming" is a commonplace event at every college and high school in America, but Tiger lore says the nationwide tradition began at Ol' Mizzou in 1911. From 1891 to 1910, the Missouri-Kansas game was played in either Kansas City or St. Joseph, but in 1911 it was to be played on a college campus – in Columbia – for the first time. Chester Brewer, MU's director of athletics and football coach, wanted to make sure the game was a success in its first year in Columbia, and he wanted to add some spice to the season-ending game. He issued a plea to Mizzou alumni – and especially former Tiger football players – to "Come Home" for the game. They did in droves, with a record crowd of 9,000 overflowing Rollins Field. With four minutes to play and MU trailing 3-0, Tiger captain Glen Shuck booted a tying field goal from a difficult angle. Then, little Billy Blees caught a rampaging KU fullback in the open field in the final seconds to preserve the tie and was carried off the field by his teammates.

MIZZOU-MADE TO THE NFL

Missouri has had at least one player selected in the NFL draft in each of the last 18 years – the latest being DE Isaiah McGuire by Cleveland in 2023. In all, 226 Tigers have seen their name called in the draft since 1937 – including 20 in the first round. DB Roger Wehrli and TE Kellen Winslow are in the Pro Football Hall of Fame.

SUPER TIGERS

Last year, Kansas City Chiefs linebacker Nick Bolton became the 21st Tiger to play in the Super Bowl, and the 12th to be a starter. Seventeen Tigers have earned Super Bowl rings as members of the winning team. Fourteen former Mizzou coaches have also coached in Super Bowl games.

TO THE VICTOR GOES THE TROPHY

Missouri's four oldest trophy games were suspended when Mizzou moved to the SEC, but since 2014, the Tigers have battled the Arkansas Razorbacks in the Battle Line Rivalry. The Battle Line Trophy is made of silver and stands more than four feet tall and weighs more than 180 pounds. It depicts the outline of the two states. MU leads the trophy series, 7-2, and the overall series, 10-4.

Missouri and Kansas began playing for the Indian War Drum in 1935. The trophy was intended to stimulate new interest in the longtime series that had dwindled during the Great Depression of the 1930s. The Missouri-Nebraska Bell originated in 1927. The bell was engraved with an "M" on one side and an "N" on the other. At Mizzou, the bell was cared for by the QEBH Society while the caretaker in Nebraska was the Innocents Society of Nebraska. The ceremony of smoking the Tiger-Sooner Peace Pipe was inaugurated in 1929 by MU Athletic Director Chester Brewer, and by members of Mystical Seven, a University of Missouri honorary group. The ceremony took place each year at halftime of the Missouri-Oklahoma game. The Telephone Trophy was issued to the winner of the Missouri-Iowa State game. It originated with the 1959 game in Ames when the wires were crossed on the coaches press box headsets and each side could hear the other. The trophy, made of a telephone, was donated by Northwestern Bell of Ames.

IF WE ONLY HAD REPLAY

If instant replay had come to college football in the 1990s, Missouri would have two additional victories and the nation would have had two different national champions. In 1990, having beaten nationally ranked Arizona State the week before, the Tigers were set to entertain #12 Colorado. MU led 31-27 when Colorado embarked on a frantic drive in the game's final minute. With 31 seconds left, CU was camped 1st-and-goal at the MU 3-yard line. Charles Johnson spiked the ball on first down. Eric Bieniemy gained two yards on 2nd, and CU called its final timeout. It's here that the officials failed to notify the officials to change the down marker to 3rd down. Bieniemy was stuffed at the line on the next play with 8 seconds left, but the officials stopped the clock to clear the pile. When the clock re-started, Johnson spiked the ball again – ON FOURTH DOWN, only the marker said 3rd. With two seconds left, Johnson ran a sneak to the right and was awarded a TD – although he was down before extending the ball over the line, as video and photos showed. Colorado went on to win the Big Eight title, and with a win over Notre Dame in the Orange Bowl, claimed a share of the national championship with Georgia Tech.

Seven years later, #1 Nebraska came to town, The Cornhuskers were undefeated while the Tigers were 6-3 but winners of three straight. A 15-yard pass from Corby Jones to Eddie Brooks put Mizzou up 38-31 with a minute to play. Scott Frost got Nebraska to the MU 12 with seven seconds left, third and 10. He threw a bullet pass over the middle that ricocheted off the chest of intended receiver Shevin Wiggins as Julian Jones wrestled him to the ground. As the ball fluttered just inches from the grasp of safety Harold Piersey, Wiggins kicked the ball with his left leg backwards over his head and into the hands of a diving Matt Davison and TD was signaled with no time remaining. In OT, Nebraska prevailed, 45-38. Wiggins admitted after the game that he intentionally kicked the ball to keep it alive – against the rules – but not called. The Huskers thumped Tennessee in the Orange Bowl and were named national champs by the coaches' poll, while Michigan received the AP's #1 nod.

ALPHABETICAL ROSTER

NO.	NAME	POS.	HT.	WT.	YEAR	HOMETOWN/HS/PREVIOUS SCHOOL
7	Kris Abrams-Draine	DB	5-11	179	Sr.	Mobile, Ala./Spanish Fort
9	Chad Bailey	LB	6-0	239	Sr. *	Missouri City, Texas/Ridge Point
93	Luke Bauer ^	K/P	6-5	209	So.	St. Louis, Mo./De Smet
16	Daniel Blood	WR	5-10	182	Fr.	Destrehan, La./Destrehan
14	Brett Brown ^	QB	6-1	188	R-Fr.	Brentwood, Tenn./Battle Ground Academy
3	Luther Burden III	WR	5-11	214	So.	St. Louis, Mo./East St. Louis
20	Marvin Burks Jr.	DB	6-1	201	Fr.	St. Louis, Mo./Cardinal Ritter
36	Devyn Butler ^	DB	5-9	176	R-So.	Allen, Texas/Allen/Texas Tech
1	JC Carlies	DB	6-3	218	Sr.	Orlando, Fla./West Orange
13	Daylan Carnell	DB	6-2	213	So. *	Indianapolis, Ind./Ben Davis
28	Joseph Charleston	DB	6-0	196	Sr. *	Milton, Ga./Milton/Clemson
35	Boyton Cheney ^	DB	5-9	178	R-Fr.	Fayetteville, Ga./Whitewater
19	Marcus Clarke	DB	5-11	184	Jr. *	Winter Park, Fla./Winter Park/Miami
12	Brady Cook	QB	6-2	205	Jr. *	St. Louis, Mo./Chaminade
5	Mookie Cooper	WR	5-9	185	Jr. *	St. Louis, Mo./Trinity Catholic/Ohio State
35	Michael Cox	RB	6-1	230	Jr. *	Atlanta, Ga./Holy Innocents' Episcopal
19	Blake Craig	K	5-11	187	Fr.	Kansas City, Mo./Liberty North
72	Xavier Delgado	OL	6-4	329	Gr. *	Glendale, Ariz./Deer Valley
24	Nicholas Deloach, Jr.	DB	6-0	175	Fr.	Cahokia, Ill./Cahokia
51	Tyson Ellison ^	LB	6-2	205	Fr.	Boonville, Mo./Boonville
31	Anthony Favrow ^	RB	5-8	197	R-Fr.	San Clemente, Calif./Olathe West (Kan.)
98	Austin Firestone	DL	6-5	258	r-Fr. *	Niceville, Fla./Niceville/Northwestern
29	Noah Flaskamp ^	WR	6-1	196	Fr.	Collierville, Tenn./Collierville
59	Trey Flint ^	LS	6-0	212	Gr.	Grapevine, Texas/Colleyville Heritage/Ouachita Baptist
76	Javon Foster	OL	6-5	317	Gr. *	Detroit, Mich./West Bloomfield
21	Nyles Gaddy	DL	6-4	248	Sr.	Nashville, Tenn./Father Ryan/Jackson State
6	Jake Garcia	QB	6-2	204	So. *	Whittier, Calif./Grayson (Ga.)/Miami
99	Realus George Jr.	DL	6-1	291	Gr. *	Atlanta, Ga./Pace Academy/Independence
41	Carmycah Glass	LB	6-4	225	R-Fr *.	Monroe, La./Ouachita Parish
33	Marquis Gracial	DL	6-4	331	R-Fr. *	St. Louis, Mo./St. Charles
86	Jordon Harris	TE	6-4	239	Fr.	Pine Bluff, Ark./Pine Bluff
39	Caimin Hayes ^	DB	5-10	198	Sr. *	Philadelphia, Pa./Malvern Prep
69	Drake Heismeyer	OL	6-3	307	Jr. *	St. Charles, Mo./Francis Howell
81	Shawn Hendershot ^	TE	6-3	221	Sr. *	Overland Park, Kan./Blue Valley North
17	Tyler Hibbler	DB	5-11	196	R-So. *	St. Louis, Mo./Trinity Catholic
30	Chuck Hicks	LB	6-1	228	Jr. *	San Diego, Calif./Lincoln/Wyoming
84	Ryan Hoerstkamp	TE	6-2	241	R-So. *	Washington, Mo./Washington
8	Ty'Ron Hopper	LB	6-2	230	Sr. *	Shelby, N.C./Roswell/Florida
21	Sam Horn	QB	6-4	217	R-Fr. *	Lawrenceville, Ga./Collins Hill
9	Peanut Houston	WR	5-10	180	Jr. *	Oklahoma City, Okla./Millwood/Hutchinson
47	Dan Hull ^	P	5-10	180	Fr	Columbia, Mo./Rock Bridge
11	Dannis Jackson	WR	5-11	171	Jr. *	Sumrall, Miss./Sumrall/Ole Miss
33	Bryce Jackson ^	RB	5-7	212	So.	Columbia, Mo./Rock Bridge
0	Jay Jernigan	DL	6-0	277	Sr. *	Allen, Texas/Allen/Oklahoma State
74	Cam'Ron Johnson	OL	6-4	305	Sr.	Houston, Texas/Shadow Creek/Houston
13	Gabarri Johnson	QB	5-10	193	Fr.	Tacoma, Wash./Lincoln
50	Marcellus Johnson	OL	6-4	307	Sr *.	Normal, Ill./Community/Eastern Michigan
17	Marquis Johnson	WR	5-11	180	Fr.	Dickinson, Texas/Dickinson
4	Tre'Vez Johnson	DB	5-10	195	Jr. *	Jacksonville, Fla./Bartram Trail/Florida
22	Tavorus Jones	RB	5-9	205	R-Fr. *	El Paso, Texas/Burges
57	Jack Kautz ^	LS	5-11	196	R-Fr.	Sterling Heights, Mich./Notre Dame Prep
38	Christopher Kreh ^	RB	5-9	214	R-So.	Chesterfield, Mo./Marquette
18	Dylan Laible ^	QB	6-4	195	Jr.	Frisco, Texas/Wakeland/Hutchinson
90	Josh Landry	DL	6-2	282	Sr. *	Houston, Texas/Lamar HS/Baylor
52	Jahkai Lang	DL	6-3	252	Fr.	Troy, Mo./Troy Buchanan
49	Brett Le Blanc ^	LS	6-1	210	Fr.	Elkhorn, Wisc./Elkhorn Area
58	MaKyi Lee	OL	6-6	319	Jr. *	Metairie, La./East Jefferson/Coffeyville
16	Brayshawn Littlejohn	LB	6-0	213	Fr.	Gaffney, S.C./Gaffney
15	Tommy Lock ^	QB	6-3	189	R-So.	Lee's Summit, Mo./Lee's Summit
67	Xavier Machado ^	OL	6-5	308	R-Fr.	Weldon Spring, Mo./Francis Howell
0	Joshua Manning	WR	6-2	199	Fr.	Lee's Summit, Mo./Lee's Summit Senior
24	Micah Manning ^	WR	5-8	187	R-Jr.	Lee's Summit, Mo. /Lee's Summit/Iowa Western
95	Jalen Marshall	DL	6-4	318	R-Fr. *	Overland Park, Kan./St. Thomas Aquinas
68	Jack McGarry ^	OL	6-3	281	R-Fr.	Hinsdale, Ill./Hinsdale Central
26	Shamar McNeil	DB	6-3	169	Fr.	Lauderhill, Fla./American Heritage
79	Armand Membou	OL	6-3	317	So.	Lee's Summit, Mo./Lee's Summit North
34	Ricardo Merriweather	^DB	5-11	179	Fr.	St. Louis, Mo./Lutheran North
92	Harrison Mevis	K	5-11	243	Sr.	Warsaw, Ind./Warsaw Community
81	Jack Meyer ^	DL	6-1	230	R-So.	New Melle, Mo./Francis Howell
10	Mekhi Miller	WR	6-1	191	So.	Overland Park, Kan./Blue Valley North
36	Tucker Miller ^	TE	6-5	245	R-Fr.	Raymore, Mo./Raymore-Peculiar
88	Ky Montgomery	DL	6-3	284	R-So. *	Indianapolis, Ind./Pike
45	Joe Moore III	DL	6-2	248	Jr. *	St. Louis, Mo./Cardinal Ritter/Arizona State
82	Logan Muckey	WR	6-0	207	R-So. *	Lee's Summit, Mo./Lee's Summit North
70	EJ Ndoma-Ogar	OL	6-3	325	Jr. *	Allen, Texas/Allen/Oklahoma
14	Triston Newson	LB	6-2	222	Jr. *	Independence, Miss./Independence/NE Miss.
87	Brett Norfleet	TE	6-7	235	Fr.	O'Fallon, Mo./Francis Howell
56	Nate Norris ^	LB	6-1	204	R-Fr. *	Columbia, Mo./Rock Bridge
22	Will Norris	LB	6-1	232	Jr. *	Columbia, Mo./Rock Bridge
12	Drey Norwood	DB	6-0	186	R-So. *	Fort Smith, Ark./Northside/Texas A&M
77	Curtis Peagler	OL	6-4	338	R-Fr. *	Demopolis, Ala./Demopolis
8	Nate Peat	RB	5-9	200	Sr. *	Columbia, Mo./Rock Bridge/Stanford
31	Nasir Pogue ^	DB	6-2	183	r-Fr.	Montgomery, Ala./ Auburn/Troy
62	Bence Polgar	OL	6-2	306	Sr. *	Wayne, N.J./Wayne Hills/Buffalo
96	Nick Quadrini ^	K	6-1	243	R-Fr.	Springfield, Mo./Kickapoo
2	Ennis Rakestraw Jr.	DB	6-0	178	Sr.	West Dallas, Texas/Duncanville
55	Tommy Reese ^	LB	6-1	220	Fr.	Newport Beach, Calif./Mission Viejo
66	Logan Reichert	OL	6-6	369	Fr.	Kansas City, Mo./Raytown
20	Jamal Roberts	RB	5-11	197	Fr.	Saint Louis, Mo./St. Mary's
6	Darius Robinson	DL	6-5	298	Sr. *	Southfield, Mich./Canton
29	Phillip Roche	DB	5-10	191	Fr.	Merrillville, Ind./Merrillville
7	Cody Schrader	RB	5-9	215	Sr. *	St. Louis, Mo./Lutheran South/Truman State
93	Andrew Serrano ^	DL	6-4	245	Jr.	Chicago, Ill./Notre Dame College Prep
78	Brandon Solis	OL	6-7	289	Fr.	Nashville, Tenn. /Lipscomb Academy
80	Tyler Stephens	TE	6-5	244	Sr. *	Braceville, Ohio/Labrae/Buffalo
46	Ben Straatmann	DL	6-0	233	Sr. *	Villa Ridge, Mo./Washington/Missouri S&T
55	Connor Tollison	OL	6-4	304	So. *	Jackson, Mo./Jackson
32	Serigne Tounkara	DL	6-2	235	Fr.	Houston, Texas/Clear Springs
15	Johnny Walker Jr.	DL	6-3	245	Jr. *	Tampa, Florida/Chamberlain
75	Mitchell Walters	OL	6-8	320	Jr. *	St. Louis, Mo./Mehlville
25	Ja'Marion Wayne	WR	6-2	196	R-Fr. *	St. Louis, Mo./Parkway West
1	Theo Wease Jr.	WR	6-2	192	Sr. *	Allen, Texas/Allen/Oklahoma
11	DJ Wesolak	LB	6-3	242	R-Fr. *	Boonville, Mo./Boonville
88	Max Whisner	TE	6-4	249	R-Fr. *	Kansas City, Mo./Lee's Summit
5	Kristian Williams	DL	6-2	303	Sr. *	Memphis, Tenn./Southwind/Oregon
97	Riley Williams	P	6-0	210	Sr.	Blue Mountains, Australia/Pro Kick
94	Sam Williams	DL	6-3	313	Fr.	Hogansville, Ga./Callaway
3	Sidney Williams Sr.	DB	6-0	188	Jr. *	New Orleans, La./Vigor (Ala.)/Florida State
10	Dameon Wilson	LB	6-0	223	So. *	Grover, N.C./Kings Mountain
73	Tristan Wilson	OL	6-4	303	R-Fr. *	Lebanon, Mo./Lebanon

PRONUNCIATIONS

JC CARLIES ..... CAR-lyes
Boyton CHENEY ..... CHAY-knee
XAVIER Delgado ..... EX-zay-vee-ur
JAVON Foster ..... juh-VON
CAIMIN Hayes ..... cay-men
TRE'VEZ Johnson ..... TRUH-vez
Christopher KREH ..... KRAY
Armand MEMBOU ..... mem-BOO
Harrison MEVIS ..... mee-vus
MEKHI Miller ..... mehk-EYE
EJ NDOMA-OGAR ..... dough-ma OH-gar
Nate PEAT ..... pete
BENCE POLGAR ..... ben-SEE pole-gar
Serigne Tounkara ..... suh-reen toon-car-uh
DJ WESOLAK ..... WES-lock
Max WHISNER ..... WHYZ-ner
DAMEON Wilson ..... day-ME-in

DEPTH CHART (UNOFFICIAL)

OFFENSE					
WR	1	Theo Wease Jr.	6-2	192	Sr.
	25	Ja'Marion Wayne	6-2	196	r-Fr.
-or-	17	Marquis Johnson	5-11	180	Fr.
LT	76	Javon Foster	6-5	317	Sr.
	50	Marcellus Johnson	6-4	307	Sr.
LG	72	Xavier Delgado	6-4	329	Sr.
	73	Tristan Wilson	6-4	303	r-Fr.
-or-	66	Logan Reichert	6-6	369	Fr.
C	55	Connor Tollison	6-4	304	So.
	62	Bence Polgar	6-2	306	Sr.
-or-	69	Drake Heismeyer	6-3	307	Jr.
RG	74	Cam'Ron Johnson	6-4	305	Jr.
	70	EJ Ndoma-Ogar	6-3	325	Jr.
RT	79	Armand Membou	6-3	317	So.
	75	Mitchell Walters	6-8	320	Jr.
TE	80	Tyler Stephens	6-5	252	Sr.
-or-	87	Brett Norfleet	6-7	250	Fr.
-or-	86	Jordon Harris	6-4	248	Fr.
-or-	88	Max Whisner	6-4	252	r-Fr.
WR	3	Luther Burden III	5-11	214	So.
	10	Mekhi Miller	6-1	191	So.
	16	Daniel Blood	5-10	182	Fr.
WR	5	Mookie Cooper	5-9	185	Jr.
	11	Dannis Jackson	5-11	171	Jr.
	0	Joshua Manning	6-2	199	Fr.
QB	12	Brady Cook	6-2	205	Jr.
	21	Sam Horn	6-4	217	r-Fr.
	6	Jake Garcia	6-2	204	So.
RB	7	Cody Schrader	5-9	215	Sr.
	8	Nate Peat	5-9	200	Sr.
	20	Jamal Roberts	5-11	197	Fr.
	22	Tavorus Jones	5-9	205	r-Fr.

DEFENSE					
DE	6	Darius Robinson	6-5	298	Sr.
	21	Nyles Gaddy	6-4	248	Sr.
	98	Austin Firestone	6-5	258	r-Fr.
DT	0	Jay Jernigan	6-0	277	Sr.
-or-	90	Josh Landry	6-2	282	Sr.
	33	Marquis Gracial	6-4	331	r-Fr.
DT	99	Realus George Jr.	6-1	291	Sr.
-or-	5	Kristian Williams	6-2	303	Sr.
DE	15	Johnny Walker Jr.	6-3	245	Jr.
	45	Joe Moore III	6-2	248	Jr.
	11	DJ Wesolak	6-3	242	r-Fr.
MLB	9	Chad Bailey	6-0	239	Sr.
-or-	30	Chuck Hicks	6-1	228	Sr.
OLB	8	Ty'Ron Hopper	6-2	230	Sr.
	14	Triston Newson	6-2	222	Jr.
STAR	13	Daylan Carnell	6-2	213	So.
-or-	4	Tre'Vez Johnson	5-10	195	Jr.
	3	Sidney Williams Sr.	6-0	188	Jr.
CB	7	Kris Abrams-Draine	5-11	179	Jr.
	19	Marcus Clarke	5-11	184	Sr.
S	28	Joseph Charleston	6-0	196	Sr.
	29	Phillip Roche	5-10	191	Fr.
S	1	JC Carlies	6-3	218	Sr.
	20	Marvin Burks Jr.	6-1	201	Fr.
CB	2	Ennis Rakestraw Jr.	6-0	178	Jr.
	12	Drey Norwood	6-0	186	So.
-or-	26	Shamar McNeil	6-3	169	Fr.

SPECIAL TEAMS					
P	93	Luke Bauer	6-5	209	So.
	97	Riley Williams	6-0	210	Sr.
PK	92	Harrison Mevis	5-11	243	Sr.
	19	Blake Craig	5-11	187	Fr.
KO	92	Harrison Mevis	5-11	243	Sr.
	19	Blake Craig	5-11	187	Fr.
LS	49	Brett Le Blanc	6-1	210	Fr.
-or-	59	Trey Flint	6-0	212	Sr.
H	93	Luke Bauer	6-5	209	So.
	12	Brady Cook	6-2	205	Jr.
PR	3	Luther Burden III	5-11	214	So.
	16	Daniel Blood	5-10	182	Fr.
	7	Kris Abrams-Draine	5-11	179	Jr.
KR	7	Kris Abrams-Draine	5-11	179	Jr.
	8	Nate Peat	5-9	200	Sr.
-or-	20	Marvin Burks Jr.	6-1	201	Fr.

NO.	NAME	POS.
0	Jay Jernigan	DL
0	Joshua Manning	WR
1	JC Carlies	DB
1	Theo Wease Jr.	WR
2	Ennis Rakestraw Jr.	DB
3	Sidney Williams Sr.	DB
3	Luther Burden III	WR
4	Tre'Vez Johnson	DB
5	Kristian Williams	DL
5	Mookie Cooper	WR
6	Darius Robinson	DL
6	Jake Garcia	QB
7	Kris Abrams-Draine	DB
7	Cody Schrader	RB
8	Ty'Ron Hopper	LB
8	Nate Peat	RB
9	Chad Bailey	LB
9	Peanut Houston	WR
10	Dameon Wilson	LB
10	Mekhi Miller	WR
11	DJ Wesolak	LB
11	Dannis Jackson	WR
12	Drey Norwood	DB
12	Brady Cook	QB
13	Daylan Carnell	DB
13	Gabarri Johnson	QB
14	Triston Newson	LB
14	Brett Brown	QB

NO.	NAME	POS.
15	Johnny Walker Jr.	DL
15	Tommy Lock	QB
16	Brayshawn Littlejohn	LB
16	Daniel Blood	WR
17	Tyler Hibbler	DB
17	Marquis Johnson	WR
18	Dylan Laible	QB
19	Marcus Clarke	DB
19	Blake Craig	K
20	Marvin Burks Jr.	DB
20	Jamal Roberts	RB
21	Nyles Gaddy	DL
21	Sam Horn	QB
22	Will Norris	LB
22	Tavorus Jones	RB
24	Nicholas Deloach, Jr.	DB
24	Micah Manning	WR
25	Ja'Marion Wayne	WR
26	Shamar McNeil	DB
28	Joseph Charleston	DB
29	Phillip Roche	DB
29	Noah Flaskamp	WR
30	Chuck Hicks	LB
31	Nasir Pogue	DB
31	Anthony Favrow	RB
32	Serigne Tounkara	DL
33	Marquis Gracial	DL
33	Bryce Jackson	RB

NO.	NAME	POS.
34	Ricardo Merriweather	DB
35	Boyton Cheney	DB
35	Michael Cox	RB
36	Devyn Butler	DB
36	Tucker Miller	TE
38	Christopher Kreh	RB
39	Caimin Hayes	DB
41	Carmycah Glass	LB
45	Joe Moore III	DL
46	Ben Straatmann	DL
49	Brett Le Blanc	LS
50	Marcellus Johnson	OL
51	Tyson Ellison	LB
52	Jahkai Lang	DL
55	Tommy Reese	LB
55	Connor Tollison	OL
57	Jack Kautz	LS
58	MaKyi Lee	OL
59	Trey Flint	LS
62	Bence Polgar	OL
66	Logan Reichert	OL
67	Xavier Machado	OL
68	Jack McGarry	OL
69	Drake Heismeyer	OL
70	EJ Ndoma-Ogar	OL
72	Xavier Delgado	OL
73	Tristan Wilson	OL
74	Cam'Ron Johnson	OL

NO.	NAME	POS.
75	Mitchell Walters	OL
76	Javon Foster	OL
77	Curtis Peagler	OL
78	Brandon Solis	OL
79	Armand Membou	OL
80	Tyler Stephens	TE
81	Jack Meyer	DL
81	Shawn Hendershot	TE
82	Logan Muckey	WR
84	Ryan Hoerstkamp	TE
86	Jordon Harris	TE
87	Brett Norfleet	TE
88	Ky Montgomery	DL
88	Max Whisner	TE
90	Josh Landry	DL
92	Harrison Mevis	K
93	Luke Bauer	P
94	Sam Williams	DL
95	Jalen Marshall	DL
96	Nick Quadrini	K
97	Andrew Serrano	DL
97	Riley Williams	P
98	Austin Firestone	DL
99	Realus George Jr.	DL

ROSTER BY POSITION

DEFENSIVE BACKS

#	NAME	H	W	Y	HOMETOWN/HS/PREVIOUS SCHOOL
7	Kris Abrams-Draine	5-11	179	Jr.	Mobile, Ala./Spanish Fort
20	Marvin Burks Jr.	6-1	201	Fr.	St. Louis, Mo./Cardinal Ritter
36	Devyn Butler	5-9	176	So.	Allen, Texas/Allen/Texas Tech
1	JC Carlies	6-3	218	Sr.	Orlando, Fla./West Orange
13	Daylan Carnell	6-2	213	So.	Indianapolis, Ind./Ben Davis
28	Joseph Charleston	6-0	196	Sr.	Milton, Ga./Milton/Clemson
35	Boyton Cheney	5-9	178	r-Fr.	Fayetteville, Ga./Whitewater
19	Marcus Clarke	5-11	184	Sr.	Winter Park, Fla./Winter Park/Miami
24	Nicholas Deloach, Jr.	6-0	175	Fr.	Cahokia, Ill./Cahokia
39	Caimin Hayes	5-10	198	Jr.	Philadelphia, Pa./Malvern Prep
17	Tyler Hibbler	5-11	196	So.	St. Louis, Mo./Trinity Catholic
4	Tre'Vez Johnson	5-10	195	Jr.	Jacksonville, Fla./Bartram Trail/Florida
26	Shamar McNeil	6-3	169	Fr.	Lauderhill, Fla./American Heritage
34	Ricardo Merriweather	5-11	179	Fr.	St. Louis, Mo./Lutheran North
12	Drey Norwood	6-0	186	So.	Fort Smith, Ark./Northside/Texas A&M
31	Nasir Pogue	6-2	183	r-Fr.	Montgomery, Ala./ Auburn/Troy
2	Ennis Rakestraw Jr.	6-0	178	Jr.	West Dallas, Texas/Duncanville
29	Phillip Roche	5-10	191	Fr.	Merrillville, Ind./Merrillville
3	Sidney Williams Sr.	6-0	188	Jr.	New Orleans, La./Vigor (Ala.)/Florida State

DEFENSIVE LINE

#	NAME	H	W	Y	HOMETOWN/HS/PREVIOUS SCHOOL
98	Austin Firestone	6-5	258	Fr.	Niceville, Fla./Niceville/Northwestern
21	Nyles Gaddy	6-4	248	Sr.	Nashville, Tenn./Father Ryan/Jackson State
99	Realus George Jr.	6-1	291	Gr.	Atlanta, Ga./Pace Academy/Independence CC
33	Marquis Gracial	6-4	331	r-Fr.	St. Louis, Mo./St. Charles
0	Jay Jernigan	6-0	277	Sr.	Allen, Texas/Allen/Oklahoma State
90	Josh Landry	6-2	282	Gr.	Houston, Texas/Lamar HS/Baylor
52	Jahkai Lang	6-3	252	Fr.	Troy, Mo./Troy Buchanan
95	Jalen Marshall	6-4	318	r-Fr.	Overland Park, Kan./St. Thomas Aquinas
81	Jack Meyer	6-1	230	So.	New Melle, Mo./Francis Howell
88	Ky Montgomery	6-3	284	So.	Indianapolis, Ind./Pike
45	Joe Moore III	6-2	248	Jr.	St. Louis, Mo./Cardinal Ritter/Arizona State
6	Darius Robinson	6-5	298	Gr.	Southfield, Mich./Canton
97	Andrew Serrano	6-4	245	Jr.	Chicago, Ill./Notre Dame College Prep
46	Ben Straatmann	6-0	233	Gr.	Villa Ridge, Mo./Washington/Missouri S&T
32	Serigne Tounkara	6-2	235	Fr.	Houston, Texas/Clear Springs
15	Johnny Walker Jr.	6-3	245	Jr.	Tampa, Florida/Chamberlain
11	DJ Wesolak	6-3	242	r-Fr.	Boonville, Mo./Boonville
5	Kristian Williams	6-2	303	Sr.	Memphis, Tenn./Southwind/Oregon
94	Sam Williams	6-3	313	Fr.	Hogansville, Ga./Callaway

LINEBACKERS

#	NAME	H	W	Y	HOMETOWN/HS/PREVIOUS SCHOOL
9	Chad Bailey	6-0	239	Sr.	Missouri City, Texas/Ridge Point
51	Tyson Ellison	6-2	205	Fr.	Boonville, Mo./Boonville
41	Carmycah Glass	6-4	225	r-Fr.	Monroe, La./Ouachita Parish
30	Chuck Hicks	6-1	228	Gr.	San Diego, Calif./Lincoln/Wyoming
8	Ty'Ron Hopper	6-2	230	Sr.	Shelby, N.C./Roswell/Florida
16	Brayshawn Littlejohn	6-0	213	Fr.	Gaffney, S.C./Gaffney
14	Triston Newson	6-2	222	Jr.	Independence, Miss./Independence/NE Miss. CC
22	Will Norris	6-1	232	Jr.	Columbia, Mo./Rock Bridge
55	Tommy Reese	6-1	220	Fr.	Newport Beach, Calif./Mission Viejo
10	Dameon Wilson	6-0	223	So.	Grover, N.C./Kings Mountain

SPECIALISTS

#	NAME	H	W	Y	HOMETOWN/HS/PREVIOUS SCHOOL
59	Trey Flint	6-0	212	Gr.	Grapevine, Texas/Colleyville Heritage/Ouachita Baptist
57	Jack Kautz	5-11	196	r-Fr.	Sterling Heights, Mich./Notre Dame Prep
49	Brett Le Blanc	6-1	210	Fr.	Elkhorn, Wisc./Elkhorn Area
19	Blake Craig	5-11	187	Fr.	Kansas City, Mo./Liberty North
92	Harrison Mevis	5-11	243	Sr.	Warsaw, Ind./Warsaw Community
96	Nick Quadrini	6-1	243	r-Fr.	Springfield, Mo./Kickapoo
93	Luke Bauer	6-5	209	So.	St. Louis, Mo./De Smet
97	Riley Williams	6-0	210	Sr.	Blue Mountains, Australia/Pro Kick

OFFENSIVE LINE

#	NAME	H	W	Y	HOMETOWN/HS/PREVIOUS SCHOOL
72	Xavier Delgado	6-4	329	Gr.	Glendale, Ariz./Deer Valley
76	Javon Foster	6-5	317	Gr.	Detroit, Mich./West Bloomfield
69	Drake Heismeyer	6-3	307	Jr.	St. Charles, Mo./Francis Howell
50	Marcellus Johnson	6-4	307	Gr.	Normal, Ill./Community/Eastern Michigan
74	Cam'Ron Johnson	6-4	305	Jr.	Houston, Texas/Shadow Creek/Houston
58	MaKyi Lee	6-6	319	Sr.	Metairie, La./East Jefferson/Coffeyville C.C.
67	Xavier Machado	6-5	308	r-Fr.	Weldon Spring, Mo./Francis Howell
68	Jack McGarry	6-3	281	r-Fr.	Hinsdale, Ill./Hinsdale Central
79	Armand Membou	6-3	317	So.	Lee's Summit, Mo./Lee's Summit North
70	EJ Ndoma-Ogar	6-3	325	Jr.	Allen, Texas/Allen/Oklahoma
77	Curtis Peagler	6-4	338	r-Fr.	Demopolis, Ala./Demopolis
62	Bence Polgar	6-2	306	Sr.	Wayne, N.J./Wayne Hills/Buffalo
66	Logan Reichert	6-6	369	Fr.	Kansas City, Mo./Raytown
78	Brandon Solis	6-7	289	Fr.	Nashville, Tenn. /Lipscomb Academy
55	Connor Tollison	6-4	304	So.	Jackson, Mo./Jackson
75	Mitchell Walters	6-8	320	Jr.	St. Louis, Mo./Mehlville
73	Tristan Wilson	6-4	303	r-Fr.	Lebanon, Mo./Lebanon

QUARTERBACKS

#	NAME	H	W	Y	HOMETOWN/HS/PREVIOUS SCHOOL
14	Brett Brown	6-1	188	r-Fr.	Brentwood, Tenn./Battle Ground Academy
12	Brady Cook	6-2	205	Jr.	St. Louis, Mo./Chaminade
6	Jake Garcia	6-2	204	So.	Whittier, Calif./Grayson (Ga.)/Miami
21	Sam Horn	6-4	217	r-Fr.	Lawrenceville, Ga./Collins Hill
13	Gabarri Johnson	5-10	193	Fr.	Tacoma, Wash./Lincoln
18	Dylan Laible	6-4	195	Jr.	Frisco, Texas/Wakeland/Hutchinson CC
15	Tommy Lock	6-3	189	So.	Lee's Summit, Mo./Lee's Summit

RUNNING BACKS

#	NAME	H	W	Y	HOMETOWN/HS/PREVIOUS SCHOOL
35	Michael Cox	6-1	230	So.	Atlanta, Ga./Holy Innocents' Episcopal
31	Anthony Favrow	5-8	197	r-Fr.	San Clemente, Calif./Olathe West (Kan.)
33	Bryce Jackson	5-7	212	So.	Columbia, Mo./Rock Bridge
22	Tavorus Jones	5-9	205	r-Fr.	El Paso, Texas/Burges
38	Christopher Kreh	5-9	214	So.	Chesterfield, Mo./Marquette
8	Nate Peat	5-9	200	Gr.	Columbia, Mo./Rock Bridge/Stanford
20	Jamal Roberts	5-11	197	Fr.	Saint Louis, Mo./St. Mary's
7	Cody Schrader	5-9	215	Gr.	St. Louis, Mo./Lutheran South/Truman State

TIGHT ENDS

#	NAME	H	W	Y	HOMETOWN/HS/PREVIOUS SCHOOL
86	Jordon Harris	6-4	248	Fr.	Pine Bluff, Ark./Pine Bluff
81	Shawn Hendershot	6-3	221	Jr.	Overland Park, Kan./Blue Valley North
84	Ryan Hoerstkamp	6-2	241	So.	Washington, Mo./Washington
36	Tucker Miller	6-5	245	r-Fr.	Raymore, Mo./Raymore-Peculiar
87	Brett Norfleet	6-7	250	Fr.	O'Fallon, Mo./Francis Howell
80	Tyler Stephens	6-5	252	Sr.	Braceville, Ohio/Labrae/Buffalo
88	Max Whisner	6-4	252	r-Fr.	Kansas City, Mo./Lee's Summit

WIDE RECEIVERS

#	NAME	H	W	Y	HOMETOWN/HS/PREVIOUS SCHOOL
16	Daniel Blood	5-10	182	Fr.	Destrehan, La./Destrehan
3	Luther Burden III	5-11	214	So.	St. Louis, Mo./East St. Louis
5	Mookie Cooper	5-9	185	Jr.	St. Louis, Mo./Trinity Catholic/Ohio State
29	Noah Flaskamp	6-1	196	Fr.	Collierville, Tenn./Collierville
9	Peanut Houston	5-10	180	Sr.	Oklahoma City, Okla./Millwood/Hutchinson CC
11	Dannis Jackson	5-11	171	Jr.	Sumrall, Miss./Sumrall/Ole Miss
17	Marquis Johnson	5-11	180	Fr.	Dickinson, Texas/Dickinson
0	Joshua Manning	6-2	199	Fr.	Lee's Summit, Mo./Lee's Summit Senior
24	Micah Manning	5-8	187	Jr.	Lee's Summit, Mo./Lee's Summit/Iowa Western
10	Mekhi Miller	6-1	191	So.	Overland Park, Kan./Blue Valley North
82	Logan Muckey	6-0	207	So.	Lee's Summit, Mo./Lee's Summit North
25	Ja'Marion Wayne	6-2	196	r-Fr.	St. Louis, Mo./Parkway West
1	Theo Wease Jr.	6-2	192	Sr.	Allen, Texas/Allen/Oklahoma

RETURNING STATISTICAL LEADERS (2022 STATS)

Points Scored	K Harrison Mevis (99)
Touchdowns	WR Luther Burden III (9)
Rushing Yards	RB Cody Schrader (658)
Rushing Touchdowns	RB Cody Schrader (8)
Receiving Yards	WR Luther Burden III (375)
Receiving Touchdowns	WR Luther Burden III (6)
Passing Yards	QB Brady Cook (2,739)
Passing Touchdowns	QB Brady Cook (14)
Tackles	S JC Carlies (81)
Tackles For Loss	LB Ty'Ron Hopper (13.5)
Sacks	DL Darius Robinson (3.5)
Interceptions	S JC Carlies/S Daylan Carnell (3)

WHO IS BACK?

Starters Returning From 2022

OFFENSE (7)

TE	Tyler Stephens	6 starts
LT	Javon Foster	11 starts
LG	Xavier Delgado	12 starts
C	Connor Tollison	13 starts
WR	Luther Burden III	10 starts
QB	Brady Cook	13 starts
RB	Cody Schrader	10 starts

DEFENSE (8)

DT	Darius Robinson	10 starts
DT	Kristian Williams	10 starts
LB	Chad Bailey	11 starts
LB	Ty'Ron Hopper	12 starts
CB	Kris Abrams-Draine	12 starts
CB	Ennis Rakestraw, Jr.	13 starts
S	JC Carlies	13 starts
S	Joseph Charleston	12 starts

SPECIAL TEAMS (1)

K	Harrison Mevis

WHO HAS DEPARTED?

Starters Lost From 2022

OFFENSE (3)

WR	Tauskie Dove	10 starts
OL	Connor Wood	12 starts
WR	Dominic Lovett	6 starts

DEFENSE (3)

S	Martez Manuel	12 starts
DE	Isaiah McGuire	12 starts
DE	Trajan Jeffcoat	11 starts

SPECIAL TEAMS (3)

LS	Daniel Hawthorne
KOS	Sean Koetting
P	Jack Stonehouse

LETTER WINNERS RETURNING - 42 (21 O, 20 D, 1 ST)

OFFENSIVE LETTER WINNERS RETURNING (21)

Quarterback: Brady Cook

Running Back: Michael Cox, Tavorus Jones, Christopher Kreh, Nate Peat, Cody Schrader

Wide Receiver: Luther Burden III, Mookie Cooper, Peanut Houston, Mekhi Miller, Ja'Marion Wayne

Tight End: Ryan Hoerstkamp, Logan Muckey, Tyler Stephens

Offensive Line: Xavier Delgado, Javon Foster, Drake Heismeyer, Armand Membou, EJ Ndoma-Ogar, Connor Tollison, Mitchell Walters

DEFENSIVE LETTER WINNERS RETURNING (20)

Defensive Back: Kris Abrams-Draine, JC Carlies, Daylan Carnell, Joseph Charleston, Marcus Clarke, Caimin Hayes, Tyler Hibbler, Dreyden Norwood, Ennis Rakestraw Jr.

Linebacker: Chad Bailey, Ty'Ron Hopper, Will Norris, DJ Wesolak, Dameon Wilson

Defensive Line: Realus George Jr., Jay Jernigan, Josh Landry, Darius Robinson, Johnny Walker Jr., Kristian Williams

SPECIAL TEAMS LETTER WINNERS RETURNING (1)

Kicker: Harrison Mevis

INCOMING TRANSFERS - 16 (6 O, 8 D, 2 ST)

OFFENSIVE TRANSFERS (6)

Quarterback: Jake Garcia (Miami), Dylan Laible (Hutchinson CC)

Running Back:

Wide Receiver: Dannis Jackson (Ole Miss), Theo Wease Jr. (Oklahoma)

Tight End:

Offensive Line: Cam'Ron Johnson (Houston), Marcellus Johnson (Eastern Michigan)

DEFENSIVE TRANSFERS (8)

Defensive Back: Tre'Vez Johnson (Florida), Nasir Pogue (Troy), Sydney Williams Sr. (Florida State)

Linebacker: Triston Newson (NE Mississippi CC)

Defensive Line: Austin Firestone (Northwestern), Nyles Gaddy (Jackson State), Joe Moore III (Arizona State), Ben Straatmann (Missouri S&T)

SPECIAL TEAMS TRANSFERS (2)

Long Snapper: Trey Flint (Ouachita Baptist)

Punter: Riley Williams (Towson)

HEAD COACH

ELIAH DRINKWITZ

FOURTH YEAR • ARKANSAS TECH '04



A winner at every stage of his career, Eliah Drinkwitz – considered one of college football's top offensive minds – was introduced as the University of Missouri's 33rd football head coach in December 2019. The 2023 campaign will mark his fourth running the program and fifth season as a head coach.

In his seven seasons as an offensive coordinator and head coach, Drinkwitz has produced six 1,000-yard rushers, four 3,000-yard passers and four 1,000-yard receivers. In three years (2015, 2017, 2018), his offenses made at least one in each category. The combined record of his teams from 2010-22 is 115-53 overall (.684), including a 68-37 conference mark (.647).

Drinkwitz – 17-19 at MU (fourth season) and 29-20 overall as a head coach (fifth season) – advanced to bowl games in his first three seasons with the Tigers, joining former head coach Warren Powers (1978, 1979, 1980) as the only two MU head coaches to achieve the feat.

Under Drinkwitz's leadership, Mizzou produced its highest-ranked recruiting classes: 2021 No. 20, 2022 No. 19 (per Rivals), and the No. 1 wide receiver in the 2022 class.

The 2022 season showcased a much-improved defense, ranked fourth in the Southeastern Conference and 34th nationally by allowing just 340.8 yards per game, 93.8 less than in 2021. Freshman phenom Luther Burden III took no time making his mark at the college level. The St. Louis native became the first true freshman since 2008 to record two receiving touchdowns, two rushing touchdowns, and a punt-return touchdown in the same season. Burden III's eight scores from scrimmage were second amongst SEC true freshmen (Ole Miss' Quinshon Judkins) and led true freshmen receivers nationally.

The 2021 season saw Tyler Badie set the school's single-season record for rushing yards (1,604). His 14 touchdowns in 12 games are ninth on Mizzou's single-season and top-10 list. He was a CoSIDA Academic All-American, the SEC Football Scholar-Athlete of the Year (Mizzou's first-ever), first-team All-SEC and was named to multiple All-America teams.

In 2020, the Tigers overcame an 0-2 start to win five of their last eight games despite playing with less than 60 scholarship players for over half of those contents. Of the SEC's four new head coaches to begin work in the nation's toughest conference in 2020, Drinkwitz's 5-5 regular-season record was the league's best, ahead of Ole Miss' Lane Kiffin (4-5), Mississippi State's Mike Leach (3-7) and Arkansas' Sam Pittman (3-7).

Drinkwitz took over the Tigers program following an impressive 2019 season at Appalachian State that saw the 20th-ranked Mountaineers win the Sun Belt Conference title en route to a 12-1 record. Drinkwitz was named a finalist for the 2019 Eddie Robinson Award, a prestigious annual award to the nation's top coach. He was also named the North Carolina Coach of the Year by the North State Journal.

Before App State, Drinkwitz spent three years as OC and QB coach at NC State (2016-18), two years at Boise State - coaching the tight ends (2014) and serving as OC and QB coach (2015) - along with two years as the running backs coach at Arkansas State where the Red Wolves won back-to-back Sun Belt Championships. His first FBS coaching opportunity was as a quality control assistant at Auburn from 2010-11. The Tigers won the SEC and went on to the BCS Championship with a 14-0 record.

F

Drinkwitz graduated magna cum laude and was the student body president at Arkansas Tech (bachelor's, education) before beginning his coaching career at the prep level in his hometown of Alma, Ark., in 2005. He and his wife, Lindsey (Sivils), have four daughters: Addison, Emerson, Ella and Parker Lynn.

THE DRINKWITZ FILE



PERSONAL INFORMATION

Born: April 12, 1983
Hometown: Alma, Ark.
Wife: Lindsey (Sivils)
Children: Addison, Emerson, Ella, Parker
Education: Arkansas State (2004)
Year in Coaching: 17th
Twitter @CoachDrinkwitz
Instagram @EliahDrinkwitz

COACHING CAREER

YEAR	SCHOOL	POSITION
2005	Alma HS (Ark.)	Assistant,
2006-09	Springdale HS (Ark.)	Off. Coord.,
2010-11	Auburn	QC Assistant
2012	Arkansas State	Running Backs
2013	Arkansas State	Co-OC/RBs,
2014	Boise State	Tight Ends
2015	Boise State	Offensive Coord./QBs
2016-18	NC State	Offensive Coord./QBs
2019	Appalachian State	Head Coach
2020-	Missouri	Head Coach

DRINKWITZ'S HEAD COACHING RECORD

YEAR	SCHOOL	OVERALL	CONFERENCE	NOTABLE
2019	Appalachian State	12-1	7-1	Sun Belt Champs / New Orleans Bowl (didn't coach)
2020	Mizzou	5-5	5-5	Music City Bowl (no game)
2021	Mizzou	6-7	3-5	Armed Forces Bowl
2022	Mizzou	6-7	3-5	Gasparilla Bowl
2023	Mizzou	5-0	1-0	--
TOTALS	**MIZZOU**	**22-19 (.537)**	**12-15 (.444)**	
	FIVE SEASONS	**34-20 (.630)**	**19-16 (.543)**	



AL POGUE

ASSISTANT HEAD COACH/CORNERBACKS

SECOND SEASON • ALABAMA STATE '98

- Joined the Tigers' staff in 2022 following seasons at Troy (2021, and 2014-18), Auburn (2020, 2011-13) and West Virginia (2019).
- In his first season in Columbia, helped engineer a defensive turnaround that saw Mizzou rank fourth in the SEC and 33rd nationally in total defense, allowing just 340.8 yards per game.
- Troy led the nation in red zone defense in 2017, as the Trojans set a school record for wins and won the Sun Belt Championship.
- Pogue and his wife, Nikita, are parents to Allison and Nasir.



KIRBY MOORE

OFFENSIVE COORDINATOR/QUARTERBACKS

FIRST SEASON • BOISE STATE '12

- Former Boise State standout who came to Columbia in January 2023 after serving six years in various roles at Fresno State (2017-22), including the Bulldogs' OC in 2022.
- During his tenure at Fresno, the Bulldogs topped the 4,600-yard mark in total offense five times.
- In 2022, he helped Fresno State to the Mountain West title and Jimmy Kimmel LA Bowl championship.
- He and his wife, Kayla, have two children, a daughter, Sutton, and a son, Cohen.



ERIK LINK

SPECIAL TEAMS COORDINATOR/TIGHT ENDS

FOURTH SEASON • DRAKE '03

- A 20-year coaching veteran, Link has coordinated the Tigers' special teams since his arrival in 2019.
- Has worked with kicker Harrison Mevis, a first-team All-SEC and All-America honoree, since his arrival at Mizzou in 2020.
- Arrived in Columbia after one season at Appalachian State (2019), where the Pioneers led the nation in blocked kicks.
- Part of four-straight conference championship-winning staffs, including a BCS National Championship with Auburn (2010).
- Link and his wife, Jill, have a daughter, Evelyn.



BRANDON JONES

OFFENSIVE LINE

FIRST SEASON • TEXAS TECH '06

- Jones joined the Mizzou coaching staff in April 2023 after helping develop successful offensive line units at Texas Tech (20167-18), Cal (2015-16) and East Carolina (2010-14).
- In Jones's four seasons at Houston (2019-22), five offensive linemen received All-AAC accolades a total of six times.
- In his first season at Texas Tech, the Raiders ranked ninth nationally in passing, 16th in total offense and 23rd in scoring.
- Jones and his wife, Toya, have two daughters, Jordyn and Londyn.



JACOB PEELER

WIDE RECEIVERS

SECOND SEASON • LOUISIANA TECH '07

- Came to Mizzou after stops on the offensive staffs at Texas State (2020-21), at Ole Miss (2017-19) and Cal (2013-16).
- At receivers coach and co-offensive coordinator at Ole Miss, Peeler mentored a pair of NFL standouts in Tennessee's A.J. Brown and Seattle's D.K. Metcalf.
- During his time at Cal, the Golden Bears offense ranked among the top 10 in the nation in passing offense, top 15 in total offense and top 25 in scoring offense for three-straight seasons.



BLAKE BAKER

DEFENSIVE COORDINATOR/SAFETIES

SECOND SEASON • TULANE '08

- Begins his second season as Mizzou's defensive coordinator after previously performing the same role at Miami (Fla.) and Louisiana Tech.
- Baker, who came to Mizzou in 2022 after spending the 2021 season as LSU's linebackers coach, spearheaded a notable turnaround in which the Tigers ranked fourth in the SEC and 33rd nationally by allowing just 340.8 yards per game.
- Baker and his wife, Roslyn, have a daughter, Anderson, and two sons, Byron and Brady.



DJ SMITH

CO-DEFENSIVE COORDINATOR/LINEBACKERS

FOURTH SEASON • APPALACHIAN STATE '10

- Former NFL linebacker who enjoyed four-year pro career following standout college career at Appalachian State.
- Came to Mizzou with head coach Eli Drinkwitz in December 2019, following four years on the staff of his alma mater.
- Has helped develop one of the top linebacker units in the SEC, including current Tigers Chad Bailey and Ty'Ron Hopper.
- Mentored Butkus Award finalist Nick Bolton, a second-round pick in the 2021 NFL Draft and a Super Bowl LVII champion.
- Smith and his wife, Charla, are parents to a son, Carter.



AL DAVIS

DEFENSIVE LINE/INTERIOR

THIRD SEASON • ARKANSAS '12

- Came to Mizzou in 2021 after coaching the defensive tackles at Illinois (2020) and three years at Hutchinson Community College (2017-19).
- Has helped forge one of the strongest defensive line units in the SEC since his arrival in Columbia.
- Played in 49 career games at Arkansas (2009-12) and served as a team captain as a senior.
- Began his collegiate coaching career at his alma mater as a defensive graduate assistant (2014-16).



CURTIS LUPER

RUNNING BACKS

FOURTH SEASON • STEPHEN F. AUSTIN '96

- A 28-year coaching veteran who came to Mizzou in 2019.
- Luper joined the Tigers' staff after notable stops at TCU (2013-19), Auburn (2009-12) and Oklahoma State (2005-08).
- Mentored NFL running backs Tyler Badie and Larry Rountree III since his arrival in Columbia.
- Recruited the likes of Heisman Trophy-winner Cam Newton, and notable NFL Pro Bowlers Dez Bryant and Russell Okung.
- Luper and his wife, Tanya, are the parents of A'rielle, Cameron, Chancellor, Simara, Charitie, Xavier, Cheyenne and Ayden.



KEVIN PEOPLES

DEFENSIVE LINE/EDGE

SECOND SEASON • CARROLL COLLEGE '93

- A 30-year coaching veteran, Peoples joined the Mizzou staff in January 2022 as assistant coach for the defensive line (edge).
- Came to Columbia following stops at Indiana (2020-21), Tulane (2016-19), Georgia Southern (2014-15), UAB (2013), Arkansas (2010-12) and Arkansas State (2002-09).
- Mentored 2022 NFL Draftee Isaiah McGuire, as well as preseason All-SEC DE Darius Robinson, helping the Tigers rank fourth in the SEC and 33rd nationally in total defense last fall.
- Peoples is married to the former Rebecca Chilton.

Team Results

	Date	Opponent		Score	Overall	Conf	Time	Attend
	08/31/2023	South Dakota	W	35-10	1-0	0-0	3:27	50434
	09/09/2023	Middle Tenn.	W	23-19	2-0	0-0	3:19	57645
	09/16/2023	Kansas St.	W	30-27	3-0	0-0	3:28	62621
	09/23/2023	vs Memphis	W	34-27	4-0	0-0	3:21	45085
*	09/30/2023	at Vanderbilt	W	38-21	5-0	1-0	3:19	26332

Team Statistics

	MIZ	OPP
Scoring	**160**	**104**
Points per game	32.0	20.8
Points Off Turnovers	6	14
First Downs	**113**	**86**
Rushing	43	25
Passing	62	55
Penalty	8	6
Rushing Yardage	**745**	**374**
Yards gained rushing	870	510
Yards lost rushing	125	136
Rushing attempts	184	148
Average per rush	4.0	2.5
Average per game	149.0	74.8
TDs Rushing	8	1
Passing Yardage	**1522**	**1212**
Comp-Att-Int	108-147-1	113-178-4
Average per pass	10.4	6.8
Average per catch	14.1	10.7
Average per game	304.4	242.4
TDs Passing	12	11
Total offense	**2267**	**1586**
Total plays	331	326
Average per play	6.8	4.9
Average per game	453.4	317.2
Kick returns: #-Yards	**12-222**	**5-107**
Punt returns: #-Yards	**5-50**	**5-52**
Int returns: #-Yards	**4-3**	**1-23**
Kick return average	**18.5**	**21.4**
Punt return average	**10.0**	**10.4**
Int return average	**0.8**	**23.0**
Fumbles-Lost	**3-2**	**3-0**
Penalties-Yards	**34-262**	**28-228**
Average per game	52.4	45.6
Punts-Yards	**18-749**	**26-1099**
Average per punt	41.6	42.3
Net punt average	38.4	39.6
Kickoffs-Yards	**32-2054**	**22-1378**
Average per kick	64.2	62.6
Net kick average	40.2	41.3
Time of possession / game	**30:03**	**29:56**
3rd-down conversion	**22/56**	**28/76**
3rd-down pct	39%	37%
4rd-down conversion	**2/5**	**8/12**

	MIZ	OPP
4rd-down pct	40%	67%
Sacks by-Yards	**13-81**	**9-56**
Misc Yards	**0**	**0**
Touchdowns scored	**20**	**12**
Field goals - attempts	**7-10**	**6-7**
On-Side kicks	**0-0**	**0-1**
Red-zone scores	**(20-21) 95%**	**(13-14) 93%**
Red-zone touchdowns	**(14-21) 67%**	**(9-14) 64%**
PAT-attempts	**(19-20) 95%**	**(12-12) 100%**
2-point conversion-attempts	**(0-0) 0%**	**(0-0) 0%**
Attendance	**170700**	**26332**
Games / Avg per game	3/56900	1/26332
Neutral site games	-	1/45085

Score by Periods

Team	1st	2nd	3rd	4th	OT	TOT
Missouri	37	52	20	51	0	160
Opponents	24	17	20	43	0	104

2023-24 Missouri Football
Individual Statistics
All games

Rushing

Player	gp	att	gain	loss	net	avg	td	lg	avg/g
Cody Schrader	5	81	471	8	463	5.7	3	42	92.6
Nathaniel Peat	5	56	278	21	257	4.6	2	19	51.4
Brady Cook	5	35	104	67	37	1.1	3	17	7.4
Sam Horn	2	3	9	0	9	3.0	0	6	4.5
Mookie Cooper	5	1	3	0	3	3.0	0	3	0.6
Marquis Johnson	5	1	3	0	3	3.0	0	3	0.6
Luther Burden	5	1	2	0	2	2.0	0	2	0.4
Team	5	6	0	29	-29	-4.8	0	0	-5.8
Total	**5**	**184**	**870**	**125**	**745**	**4.0**	**8**	**42**	**149.0**
Opponents	**5**	**148**	**510**	**136**	**374**	**2.5**	**1**	**25**	**74.8**

Passing

Player	gp	effic	comp-att-int	pct	yds	td	lg	avg/g
Brady Cook	5	187.7	105-141-0	74.5	1468	11	76	293.6
Sam Horn	2	176.7	3-5-1	60.0	54	1	31	27.0
Team	5	0.0	0-1-0	0.0	0	0	0	0.0
Total	**5**	**186.0**	**108-147-1**	**73.5**	**1522**	**12**	**76**	**304.4**
Opponents	**5**	**136.6**	**113-178-4**	**63.5**	**1212**	**11**	**45**	**242.4**

Receiving

Player	gp	no.	yds	avg	td	lg	avg/g
Luther Burden	5	43	644	15.0	5	56	128.8
Theo Wease	5	24	254	10.6	3	26	50.8
Mookie Cooper	5	13	193	14.8	0	41	38.6
Nathaniel Peat	5	5	76	15.2	1	49	15.2
Cody Schrader	5	5	24	4.8	0	8	4.8
Mekhi Miller	4	5	65	13.0	1	31	16.3
Marquis Johnson	5	5	182	36.4	2	76	36.4
Tyler Stephens	5	4	29	7.3	0	12	5.8
Brett Norfleet	4	4	55	13.8	0	27	13.8
Total	**5**	**108**	**1522**	**14.1**	**12**	**76**	**304.4**
Opponents	**5**	**113**	**1212**	**10.7**	**11**	**45**	**242.4**

Punt Returns

Player	no.	yds	avg	td	lg
Luther Burden	5	50	10.0	0	17
Total	**5**	**50**	**10.0**	**0**	**17**
Opponents	**5**	**52**	**10.4**	**0**	**17**

Interceptions

Player	no.	yds	avg	td	lg
Kris Abrams-Draine	3	3	1.0	0	3
Marcus Clarke	1	0	0.0	0	0
Total	**4**	**3**	**0.8**	**0**	**3**
Opponents	**1**	**23**	**23.0**	**0**	**23**

Kick Returns

Player	no.	yds	avg	td	lg
Nathaniel Peat	5	95	19.0	0	26
Marvin Burks	4	74	18.5	0	22
Kris Abrams-Draine	2	33	16.5	0	17
Tre'Vez Johnson	1	20	20.0	0	20
Total	**12**	**222**	**18.5**	**0**	**26**
Opponents	**5**	**107**	**21.4**	**0**	**36**

Fumble Returns

Player	no.	yds	avg	td	lg
Total	**0**	**0**	**0.0**	**0**	**0**
Opponents	**2**	**4**	**2.0**	**0**	**4**

Scoring

			PAT						
Player	**td**	**fg**	**kick**	**rush**	**rcv**	**pass**	**dxp**	**saf**	**pts**
Harrison Mevis	-	7-10	19-20	-	-	-	-	-	40
Luther Burden	5	-	-	-	-	-	-	-	30
Nathaniel Peat	3	-	-	-	-	-	-	-	18
Cody Schrader	3	-	-	-	-	-	-	-	18
Theo Wease	3	-	-	-	-	-	-	-	18
Brady Cook	3	-	-	-	-	-	-	-	18
Marquis Johnson	2	-	-	-	-	-	-	-	12
Mekhi Miller	1	-	-	-	-	-	-	-	6
Total	**20**	**7-10**	**19-20**	**0**	**0**	**0**	**0**	**0**	**160**
Opponents	**12**	**6-7**	**12-12**	**0**	**0**	**0**	**0**	**1**	**104**

Field Goals

Player	**fg**	**pct.**	**01-19**	**20-29**	**30-39**	**40-49**	**50-99**	**lg**	**blk**
Harrison Mevis	7-10	70.0	0-0	3-3	3-4	0-1	1-2	61	0
Opponents	**6-7**	**85.7**	**0-0**	**3-3**	**0-0**	**3-3**	**0-1**	**46**	**0**

FG Sequence

Team Name	**Missouri**	**Opponents**
South Dakota	48,34	(40)
Middle Tenn.	(38)	(25)
Kansas St.	(30),53,(25),(61)	55,(46),(26)
Memphis	(25),(32)	(43),(22)
Vanderbilt	(23)	

Numbers in (parentheses) indicate field goal was made

Total Offense

Player	**g**	**plays**	**rush**	**pass**	**total**	**avg/g**
Brady Cook	5	176	37	1468	1505	301.0
Cody Schrader	5	81	463	0	463	92.6
Nathaniel Peat	5	56	257	0	257	51.4
Sam Horn	2	8	9	54	63	31.5
Mookie Cooper	5	1	3	0	3	0.6
Marquis Johnson	5	1	3	0	3	0.6
Luther Burden	5	1	2	0	2	0.4
Team	5	0	-29	0	-29	-5.8
Total	**5**	**331**	**745**	**1522**	**2267**	**453.4**
Opponents	**5**	**326**	**374**	**1212**	**1586**	**317.2**

Punting

Player	**no.**	**yds**	**avg**	**lg**	**tb**	**fc**	**i20**	**50+**	**blk**
Riley Williams	12	483	40.3	53	0	2	5	2	0
Luke Bauer	6	266	44.3	59	1	1	3	1	0
Total	**18**	**749**	**41.6**	**59**	**1**	**3**	**8**	**3**	**0**
Opponents	**26**	**1099**	**42.3**	**65**	**1**	**7**	**7**	**6**	**1**

Kickoffs

Player	**no.**	**yds**	**avg**	**tb**	**ob**	**retn**	**net**	**ydln**
Harrison Mevis	31	1990	64.2	25	0			
Blake Craig	1	64	64.0	0	0			
Total	**32**	**2054**	**64.2**	**25**	**0**	**5**	**40.2**	**24**
Opponents	**22**	**1378**	**62.6**	**6**	**1**	**12**	**41.3**	**23**

All Purpose

Player	**g**	**rush**	**rcv**	**pr**	**kr**	**ir**	**total**	**avg/g**
Luther Burden	5	2	644	50	0	0	696	139.2
Cody Schrader	5	463	24	0	0	0	487	97.4
Nathaniel Peat	5	257	76	0	95	0	428	85.6
Theo Wease	5	0	254	0	0	0	254	50.8
Mookie Cooper	5	3	193	0	0	0	196	39.2
Marquis Johnson	5	3	182	0	0	0	185	37.0
Marvin Burks	5	0	0	0	74	0	74	14.8
Mekhi Miller	4	0	65	0	0	0	65	16.3
Brett Norfleet	4	0	55	0	0	0	55	13.8
Brady Cook	5	37	0	0	0	0	37	7.4
Kris Abrams-Draine	5	0	0	0	33	3	36	7.2
Tyler Stephens	5	0	29	0	0	0	29	5.8
Tre'Vez Johnson	5	0	0	0	20	0	20	4.0
Sam Horn	2	9	0	0	0	0	9	4.5
Team	5	-29	0	0	0	0	-29	-5.8
Total	**5**	**745**	**1522**	**50**	**222**	**3**	**2542**	**508.4**
Opponents	**5**	**374**	**1212**	**52**	**107**	**23**	**1768**	**353.6**

Team Defense

			Tackles				Sacks	Pass defense			Fumbles		blkd	
##	Player	gp	ua	a	tot	tfl/yds	no-yds	int-yds	brup	qbh	fr-yds	ff	kick	saf
8	Ty'Ron Hopper	5	20	7	27	2.5-4	.	.	3	6	.	.	.	.
28	Joseph Charleston	5	20	7	27	.	.	.	1	2	.	.	.	.
13	Daylan Carnell	5	11	14	25	5-19	2-11	.	3	4	.	.	.	.
7	Kris Abrams-Draine	5	18	5	23	1-2	.	3-3	6	.	.	.	.	.
15	Johnny Walker	5	15	7	22	5.5-23	3-17	.	.	6	.	1	.	.
1	Jaylon Carlies	4	10	8	18	.	.	.	1	2	.	.	.	.
2	Ennis Rakestraw Jr.	4	10	7	17	1.5-4	.	.	1	.	.	.	.	.
90	Josh Landry	5	9	6	15	1.5-4	.	.	.	2	.	.	.	.
6	Darius Robinson	4	9	4	13	2.5-10	1-3	.	.	1	.	.	.	.
21	Nyles Gaddy	5	7	6	13	2-15	2-15	.	.	1	.	.	.	.
30	Chuck Hicks	5	6	6	12	2.5-9	.	.	.	.	.	.	.	.
4	Tre'Vez Johnson	5	9	3	12	.	.	.	.	.	.	.	.	.
99	Realus George Jr.	5	4	7	11	1-3	1-3	.	.	.	.	.	.	.
0	Jayden Jernigan	5	3	7	10	1-1	.	.	.	2	.	.	.	.
20	Marvin Burks	5	7	2	9	1-9	1-9	.	.	.	.	.	.	.
9	Chad Bailey	3	6	3	9	1-9	1-9	.	1	.	.	1	.	.
19	Marcus Clarke	4	5	3	8	.	.	1-0	1	.	.	.	.	.
5	Kristian Williams	5	3	2	5	1-14	.	.	.	1	.	1	.	.
12	Dreyden Norwood	4	3	1	4	.	.	.	2	.	.	.	.	.
3	Sidney Williams	5	4	.	4	1-1	1-1	.	.	.	.	.	.	.
14	Triston Newson	5	2	1	3	1-3	.	.	.	.	.	.	.	.
45	Joe Moore	5	2	1	3	.	.	.	.	.	.	.	.	.
98	Austin Firestone	2	2	.	2	1-13	1-13	.	.	.	.	.	.	.
22	Will Norris	5	2	.	2	.	.	.	.	.	.	.	.	.
17	Marquis Johnson	5	.	1	1	.	.	.	.	.	.	.	.	.
10	Dameon Wilson	2	1	.	1	.	.	.	.	.	.	.	.	.
79	Armand Membou	5	1	.	1	.	.	.	.	.	.	.	.	.
29	Phillip Roche	3	1	.	1	.	.	.	.	.	.	.	.	.
10	Mekhi Miller	4	1	.	1	.	.	.	.	.	.	.	.	.
69	Drake Heismeyer	5	1	.	1	.	.	.	.	.	.	.	.	.
39	Caimin Hayes	4	.	.	.	.	.	.	.	.	.	.	1	.
	Totals	**5**	**192**	**108**	**300**	**32-143**	**13-81**	**4-3**	**19**	**27**	**0-0**	**3**	**1**	**0**
	Opponents	5	217	116	333	32-105	9-56	1-23	14	7	2-4	3	0	1

2023-24 Missouri Football
Team Game-by-Game
All games

		Rushing				Receiving				Passing				Kick Returns				Punt Returns				tot
Date	Opponent	no.	yds	td	lg	no.	yds	td	lg	cmp-att-int	yds	td	lg	no.	yds	td	lg	no.	yds	td	lg	off
08/31/2023	South Dakota	40	221	3	42	20	226	2	31	20-26-1	226	2	31	3	56	0	23	2	18	0	15	447
09/09/2023	Middle Tenn.	46	112	1	15	14	204	2	49	14-19-0	204	2	49	3	52	0	19	2	15	0	13	316
09/16/2023	Kansas St.	28	74	1	36	23	356	2	47	23-36-0	356	2	47	2	42	0	22	0	0	0	0	430
09/23/2023	vs Memphis	36	201	2	37	18	341	2	76	18-25-0	341	2	76	3	58	0	26	0	0	0	0	542
09/30/2023	at Vanderbilt	34	137	1	19	33	395	4	44	33-41-0	395	4	44	1	14	0	14	1	17	0	17	532
Missouri		**184**	**745**	**8**	**42**	**108**	**1522**	**12**	**76**	**108-147-1**	**1522**	**12**	**76**	**12**	**222**	**0**	**26**	**5**	**50**	**0**	**17**	**2267**
Opponents		**148**	**374**	**1**	**25**	**113**	**1212**	**11**	**45**	**113-178-4**	**1212**	**11**	**45**	**5**	**107**	**0**	**36**	**5**	**52**	**0**	**17**	**1586**

Missouri Averages

Games	Avg/ rush	Avg/ catch	Pass effic	KR avg	PR avg	All purpose avg/game	Total offense avg/game
5	4.0	14.1	186.0	18.5	10.0	508.4	453.4

		Tackles				Sacks	Fumble		Pass Defense			blkd	PAT attempts			off		
Date	Opponent	ua	a	total	tfl-yds	no-yds	ff	fr-yds	int-yds	qbh	brup	kick	kick	rush	rcv	saf	t/o	pts
08/31/2023	South Dakota	43	12	55	5.0-38	2-16	1	0-0	0-0	1	1	1	5-5	0	0	0	0	35
09/09/2023	Middle Tenn.	33	28	61	11.0-43	4-21	0	0-0	0-0	5	5	0	2-3	0	0	0	0	23
09/16/2023	Kansas St.	46	18	64	4.0-15	3-13	0	0-0	1-3	6	6	0	3-3	0	0	0	3	30
09/23/2023	vs Memphis	42	28	70	7.0-26	3-18	2	0-0	2-0	5	4	0	4-4	0	0	0	3	34
09/30/2023	at Vanderbilt	28	22	50	5.0-21	1-13	0	0-0	1-0	10	3	0	5-5	0	0	0	0	38
Missouri		**192**	**108**	**300**	**32.0-143**	**13-81**	**3**	**0-0**	**4-3**	**27**	**19**	**1**	**19-20**	**0**	**0**	**0**	**6**	**160**
Opponents		**217**	**116**	**333**	**32.0-105**	**9-56**	**3**	**2-4**	**1-23**	**7**	**14**	**0**	**12-12**	**0**	**0**	**1**	**14**	**104**

		Punting									Field Goals			Kickoffs				
Date	Opponent	no.	yds	avg	long	blkd	tb	fc	50+	i20	md-att	long	blkd	no.	yds	avg	tb	ob
08/31/2023	South Dakota	2	80	40.0	40	0	0	0	0	1	0-2	0	0	6	387	64.5	5	0
09/09/2023	Middle Tenn.	4	139	34.8	45	0	0	0	0	3	1-1	38	0	6	387	64.5	5	0
09/16/2023	Kansas St.	6	264	44.0	53	0	0	2	2	1	3-4	61	0	6	386	64.3	5	0
09/23/2023	vs Memphis	3	141	47.0	59	0	0	1	1	1	2-2	32	0	7	446	63.7	5	0
09/30/2023	at Vanderbilt	3	125	41.7	44	0	1	0	0	2	1-1	23	0	7	448	64.0	5	0
Missouri		**18**	**749**	**41.6**	**59**	**0**	**1**	**3**	**3**	**8**	**7-10**	**61**	**0**	**32**	**2054**	**64.2**	**25**	**0**
Opponents		**26**	**1099**	**42.3**	**65**	**1**	**1**	**7**	**6**	**7**	**6-7**	**46**	**0**	**22**	**1378**	**62.6**	**6**	**1**

2023-24 Missouri Football
Opponents Game-by-Game
All games

		Rushing				Receiving				Passing				Kick Returns				Punt Returns				tot
Date	Opponent	no.	yds	td	lg	no.	yds	td	lg	cmp-att-int	yds	td	lg	no.	yds	td	lg	no.	yds	td	lg	off
08/31/2023	South Dakota	35	46	0	16	15	148	1	23	15-25-0	148	1	23	1	14	0	14	0	0	0	0	194
09/09/2023	Middle Tenn.	29	66	0	25	22	219	2	37	22-36-0	219	2	37	1	25	0	25	0	0	0	0	285
09/16/2023	Kansas St.	35	138	0	17	25	270	3	34	25-39-1	270	3	34	1	36	0	36	3	31	0	17	408
09/23/2023	vs Memphis	29	83	0	13	31	316	3	33	31-47-2	316	3	33	0	0	0	0	2	21	0	17	399
09/30/2023	at Vanderbilt	20	41	1	10	20	259	2	45	20-31-1	259	2	45	2	32	0	21	0	0	0	0	300
Opponents		**148**	**374**	**1**	**25**	**113**	**1212**	**11**	**45**	**113-178-4**	**1212**	**11**	**45**	**5**	**107**	**0**	**36**	**5**	**52**	**0**	**17**	**1586**
Missouri		**184**	**745**	**8**	**42**	**108**	**1522**	**12**	**76**	**108-147-1**	**1522**	**12**	**76**	**12**	**222**	**0**	**26**	**5**	**50**	**0**	**17**	**2267**

Opponents Averages

Games	Avg/ rush	Avg/ catch	Pass effic	KR avg	PR avg	All purpose avg/game	Total offense avg/game
5	2.5	10.7	136.6	21.4	10.4	353.6	317.2

		Tackles				Sacks	Fumble		Pass Defense			blkd	PAT attempts			off		
Date	Opponent	ua	a	total	tfl-yds	no-yds	ff	fr-yds	int-yds	qbh	brup	kick	kick	rush	rcv	saf	t/o	pts
08/31/2023	South Dakota	48	20	68	5.0-17	1-6	0	0-0	1-23	0	2	0	1-1	0	0	0	7	10
09/09/2023	Middle Tenn.	49	20	69	7.0-32	4-28	1	0-0	0-0	0	3	0	2-2	0	0	1	0	19
09/16/2023	Kansas St.	43	16	59	8.0-25	2-13	0	0-0	0-0	2	4	0	3-3	0	0	0	0	27
09/23/2023	vs Memphis	34	32	66	6.0-17	2-9	1	1-0	0-0	1	3	0	3-3	0	0	0	7	27
09/30/2023	at Vanderbilt	43	28	71	6.0-14	0-0	1	1-4	0-0	4	2	0	3-3	0	0	0	0	21
Opponents		**217**	**116**	**333**	**32.0-105**	**9-56**	**3**	**2-4**	**1-23**	**7**	**14**	**0**	**12-12**	**0**	**0**	**1**	**14**	**104**
Missouri		**192**	**108**	**300**	**32.0-143**	**13-81**	**3**	**0-0**	**4-3**	**27**	**19**	**1**	**19-20**	**0**	**0**	**0**	**6**	**160**

		Punting									Field Goals			Kickoffs				
Date	Opponent	no.	yds	avg	long	blkd	tb	fc	50+	i20	md-att	long	blkd	no.	yds	avg	tb	ob
08/31/2023	South Dakota	6	224	37.3	51	1	0	1	1	1	1-1	40	0	3	177	59.0	0	0
09/09/2023	Middle Tenn.	5	216	43.2	63	0	1	1	2	1	1-1	25	0	4	249	62.3	1	0
09/16/2023	Kansas St.	5	192	38.4	47	0	0	2	0	2	2-3	46	0	6	385	64.2	4	0
09/23/2023	vs Memphis	4	179	44.8	65	0	0	2	1	2	2-2	43	0	5	313	62.6	1	0
09/30/2023	at Vanderbilt	6	288	48.0	64	0	0	1	2	1	0-0	0	0	4	254	63.5	0	1
Opponents		**26**	**1099**	**42.3**	**65**	**1**	**1**	**7**	**6**	**7**	**6-7**	**46**	**0**	**22**	**1378**	**62.6**	**6**	**1**
Missouri		**18**	**749**	**41.6**	**59**	**0**	**1**	**3**	**3**	**8**	**7-10**	**61**	**0**	**32**	**2054**	**64.2**	**25**	**0**

3rd-Down Conversions

Date	Opponent		Score	Overall		1st Qtr		2nd Qtr		3rd Qtr		4th Qtr		Overtime	
08/31/2023	South Dakota	W	35-10	6-10	60.0	1-2	50.0	2-3	66.7	1-2	50.0	2-3	66.7	0-0	0.0
09/09/2023	Middle Tenn.	W	23-19	7-13	53.8	0-4	0.0	4-4	100.0	3-3	100.0	0-2	0.0	0-0	0.0
09/16/2023	Kansas St.	W	30-27	3-13	23.1	1-2	50.0	0-4	0.0	0-2	0.0	2-5	40.0	0-0	0.0
09/23/2023	vs Memphis	W	34-27	0-8	0.0	0-1	0.0	0-2	0.0	0-3	0.0	0-2	0.0	0-0	0.0
09/30/2023	at Vanderbilt	W	38-21	6-12	50.0	2-3	66.7	1-2	50.0	2-3	66.7	1-4	25.0	0-0	0.0
	Missouri			**22-56**	**39.3**	**4-12**	**33.3**	**7-15**	**46.7**	**6-13**	**46.2**	**5-16**	**31.3**	**0-0**	**0.0**
	Opponents			**28-76**	**36.8**	**4-17**	**23.5**	**9-18**	**50.0**	**9-22**	**40.9**	**6-19**	**31.6**	**0-0**	**0.0**

4th-Down Conversions

Date	Opponent		Score	Overall		1st Qtr		2nd Qtr		3rd Qtr		4th Qtr		Overtime	
08/31/2023	South Dakota	W	35-10	0-1	0.0	0-0	0.0	0-0	0.0	0-0	0.0	0-1	0.0	0-0	0.0
09/09/2023	Middle Tenn.	W	23-19	0-0	0.0	0-0	0.0	0-0	0.0	0-0	0.0	0-0	0.0	0-0	0.0
09/16/2023	Kansas St.	W	30-27	1-1	100.0	0-0	0.0	1-1	100.0	0-0	0.0	0-0	0.0	0-0	0.0
09/23/2023	vs Memphis	W	34-27	1-2	50.0	0-0	0.0	1-1	100.0	0-1	0.0	0-0	0.0	0-0	0.0
09/30/2023	at Vanderbilt	W	38-21	0-1	0.0	0-0	0.0	0-0	0.0	0-0	0.0	0-1	0.0	0-0	0.0
	Missouri			**2-5**	**40.0**	**0-0**	**0.0**	**2-2**	**100.0**	**0-1**	**0.0**	**0-2**	**0.0**	**0-0**	**0.0**
	Opponents			**8-12**	**66.7**	**2-2**	**100.0**	**0-0**	**0.0**	**4-5**	**80.0**	**2-5**	**40.0**	**0-0**	**0.0**

Time of Possession

Date	Opponent		Score	Overall	1st Qtr	2nd Qtr	3rd Qtr	4th Qtr	Overtime
08/31/2023	South Dakota	W	35-10	28:55	08:02	08:24	03:20	09:09	00:00
09/09/2023	Middle Tenn.	W	23-19	32:00	10:21	07:50	03:41	10:08	00:00
09/16/2023	Kansas St.	W	30-27	26:00	05:53	07:50	04:52	07:25	00:00
09/23/2023	vs Memphis	W	34-27	27:20	04:05	08:41	06:48	07:46	00:00
09/30/2023	at Vanderbilt	W	38-21	35:58	05:47	11:43	06:05	12:23	00:00
	Missouri		**Total**	**150:13**	**34:08**	**44:28**	**24:46**	**46:51**	**00:00**
			Avg.	**30:03**	**06:50**	**08:54**	**04:57**	**09:22**	**00:00**
	Opponents		**Total**	**149:40**	**33:11**	**38:13**	**40:46**	**37:30**	**00:00**
			Avg.	**29:56**	**06:38**	**07:39**	**08:09**	**07:30**	**00:00**

Missouri Inside Opponent Red-Zone

Date	Opponent		Score	Times In RZ	Times Scored	Total Pts	TDs	Rush TDs	Pass TDs	FGs Made	Failed to score inside RZ FGA	Down	Int	Fumb	Half	Game
08/31/2023	South Dakota	W	35-10	6	5	35	5	3	2	0	1	0	0	0	0	0
09/09/2023	Middle Tenn.	W	23-19	3	3	16	2	1	1	1	1	0	0	0	0	0
09/16/2023	Kansas St.	W	30-27	3	3	13	1	1	0	2	2	0	0	0	0	0
09/23/2023	vs Memphis	W	34-27	4	4	20	2	1	1	2	2	0	0	0	0	0
09/30/2023	at Vanderbilt	W	38-21	5	5	31	4	1	3	1	1	0	0	0	0	0
	Totals 20 of 21 (95.2%)			**21**	**20**	**115**	**14**	**7**	**7**	**6**	**7**	**0**	**0**	**0**	**0**	**0**

Opponents Inside Missouri Red-Zone

Date	Opponent		Score	Times In RZ	Times Scored	Total Pts	TDs	Rush TDs	Pass TDs	FGs Made	Failed to score inside RZ FGA	Down	Int	Fumb	Half	Game
08/31/2023	South Dakota	W	35-10	2	2	10	1	0	1	1	1	0	0	0	0	0
09/09/2023	Middle Tenn.	W	23-19	3	3	17	2	0	2	1	1	0	0	0	0	0
09/16/2023	Kansas St.	W	30-27	4	4	24	3	0	3	1	1	0	0	0	0	0
09/23/2023	Memphis	W	34-27	3	3	17	2	0	2	1	1	0	0	0	0	0
09/30/2023	Vanderbilt	W	38-21	2	1	7	1	1	0	0	0	0	1	0	0	0
	Totals 13 of 14 (92.9%)			**14**	**13**	**75**	**9**	**1**	**8**	**4**	**4**	**0**	**1**	**0**	**0**	**0**

2023-24 Missouri Football
Games Played
All games

##	Player	GP-GS	SD	MTSU	KState	Mem	Vandy
0	Jayden Jernigan	5/4	START	START	START	XXX	START
0	Joshua Manning	4/0	...	XXX	XXX	XXX	XXX
1	Theo Wease	5/5	START	START	START	START	START
1	Jaylon Carlies	4/4	...	START	START	START	START
2	Ennis Rakestraw Jr.	4/4	START	START	START	...	START
3	Sidney Williams	5/0	XXX	XXX	XXX	XXX	XXX
3	Luther Burden	5/5	START	START	START	START	START
4	Tre'Vez Johnson	5/1	START	XXX	XXX	XXX	XXX
5	Kristian Williams	5/4	START	START	XXX	START	START
5	Mookie Cooper	5/3	START	START	XXX	XXX	START
6	Darius Robinson	4/4	START	START	START	START	...
6	Jake Garcia	0/0	...	...	...	...	...
7	Cody Schrader	5/5	START	START	START	START	START
7	Kris Abrams-Draine	5/5	START	START	START	START	START
8	Nathaniel Peat	5/0	XXX	XXX	XXX	XXX	XXX
8	Ty'Ron Hopper	5/5	START	START	START	START	START
9	Chad Bailey	3/1	...	...	XXX	XXX	START
9	Demariyon Houston	0/0	...	...	...	...	...
10	Dameon Wilson	2/1	START	XXX	...	...	...
10	Mekhi Miller	4/1	XXX	XXX	START	XXX	...
11	Dannis Jackson	4/0	XXX	XXX	XXX	XXX	...
11	DJ Wesolak	0/0	...	...	...	...	...
12	Brady Cook	5/5	START	START	START	START	START
12	Dreyden Norwood	4/1	XXX	XXX	XXX	START	...
13	Daylan Carnell	5/5	START	START	START	START	START
13	Gabarri Johnson	0/0	...	...	...	...	...
14	Brett Brown	0/0	...	...	...	...	...
14	Triston Newson	5/0	XXX	XXX	XXX	XXX	XXX
15	Johnny Walker	5/5	START	START	START	START	START
15	Tommy Lock	0/0	...	...	...	...	...
16	Brayshawn Littlejohn	2/0	...	...	...	XXX	XXX
16	Daniel Blood	2/0	...	...	...	XXX	XXX
17	Tyler Hibbler	3/0	...	XXX	...	XXX	XXX
17	Marquis Johnson	5/0	XXX	XXX	XXX	XXX	XXX
18	Dylan Laible	0/0	...	...	...	...	...
19	Marcus Clarke	4/0	XXX	...	XXX	XXX	XXX
19	Blake Craig	1/0	...	...	...	XXX	...
20	Jamal Roberts	0/0	...	...	...	...	...
20	Marvin Burks	5/0	XXX	XXX	XXX	XXX	XXX
21	Nyles Gaddy	5/1	XXX	XXX	XXX	XXX	START
21	Sam Horn	2/0	XXX	...	XXX	...	...
22	Will Norris	5/0	XXX	XXX	XXX	XXX	XXX
22	Tavorus Jones	1/0	...	...	...	...	XXX
24	Micah Manning	0/0	...	...	...	...	...
24	Nicholas Deloach	0/0	...	...	...	...	...
25	Ja'Marion Wayne	5/0	XXX	XXX	XXX	XXX	XXX
26	Shamar McNeil	0/0	...	...	...	...	...
28	Joseph Charleston	5/5	START	START	START	START	START
29	Phillip Roche	3/0	XXX	...	XXX	...	XXX
29	Noah Flaskamp	0/0	...	...	...	...	...
30	Chuck Hicks	5/3	XXX	START	START	START	XXX
31	Nassir Pogue	0/0	...	...	...	...	...
31	Anthony Favrow	0/0	...	...	...	...	...
32	Serigne Tounkara	0/0	...	...	...	...	...
33	Bryce Jackson	0/0	...	...	...	...	...
33	Marquis Gracial	0/0	...	...	...	...	...
34	Ricardo Merriweather	0/0	...	...	...	...	...
35	Michael Cox	0/0	...	...	...	...	...
35	Boyton Cheney	0/0	...	...	...	...	...
36	Devyn Butler	0/0	...	...	...	...	...

##	Player	GP-GS	SD	MTSU	KState	Mem	Vandy
36	Tucker Miller	0/0	...	...	...	...	...
38	Christopher Kreh	5/0	XXX	XXX	XXX	XXX	XXX
39	Caimin Hayes	4/0	XXX	XXX	XXX	...	XXX
41	Carmycah Glass	0/0	...	...	...	...	...
43	Isaac Thompsom	0/0	...	...	...	...	...
45	Joe Moore	5/0	XXX	XXX	XXX	XXX	XXX
46	Ben Straatmann	4/0	XXX	XXX	XXX	XXX	...
49	Brett Le Blanc	5/0	XXX	XXX	XXX	XXX	XXX
50	Marcellus Johnson	3/1	XXX	XXX	START	...	...
51	Tyson Ellison	0/0	...	...	...	...	...
52	Jahkai Lang	0/0	...	...	...	...	...
55	Connor Tollison	5/5	START	START	START	START	START
55	Tommy Reese	0/0	...	...	...	...	...
56	Nate Norris	0/0	...	...	...	...	...
57	Jack Kautz	0/0	...	...	...	...	...
58	MaKyi Lee	0/0	...	...	...	...	...
59	Trey Flint	5/0	XXX	XXX	XXX	XXX	XXX
59	Nathan Lund	0/0	...	...	...	...	...
62	Bence Polgar	0/0	...	...	...	...	...
66	Logan Reichert	0/0	...	...	...	...	...
67	Xavier Machado	0/0	...	...	...	...	...
68	Jack McGarry	0/0	...	...	...	...	...
69	Drake Heismeyer	5/0	XXX	XXX	XXX	XXX	XXX
70	EJ Ndoma-Ogar	4/0	...	XXX	XXX	XXX	XXX
71	Valen Erickson	0/0	...	...	...	...	...
72	Xavier Delgado	5/5	START	START	START	START	START
73	Tristan Wilson	0/0	...	...	...	...	...
74	Cam'Ron Johnson	5/4	START	START	XXX	START	START
75	Mitchell Walters	5/0	XXX	XXX	XXX	XXX	XXX
76	Javon Foster	5/5	START	START	START	START	START
77	Curtis Peagler	0/0	...	...	...	...	...
78	Brandon Solis	0/0	...	...	...	...	...
79	Armand Membou	5/5	START	START	START	START	START
80	Tyler Stephens	5/5	START	START	START	START	START
81	Shawn Hendershot	0/0	...	...	...	...	...
81	Jack Meyer	0/0	...	...	...	...	...
82	Logan Muckey	5/0	XXX	XXX	XXX	XXX	XXX
84	Ryan Hoerstkamp	1/0	...	...	...	XXX	...
86	Jordon Harris	4/1	...	XXX	XXX	START	XXX
87	Brett Norfleet	4/0	XXX	XXX	XXX	...	XXX
88	Ky Montgomery	0/0	...	...	...	...	...
88	Max Whisner	1/0	...	...	...	XXX	...
90	Josh Landry	5/1	XXX	XXX	START	XXX	XXX
92	Harrison Mevis	5/0	XXX	XXX	XXX	XXX	XXX
93	Luke Bauer	5/0	XXX	XXX	XXX	XXX	XXX
94	Sam Williams	0/0	...	...	...	...	...
95	Jalen Marshall	0/0	...	...	...	...	...
96	Nick Quadrini	0/0	...	...	...	...	...
97	Andrew Serrano	0/0	...	...	...	...	...
97	Riley Williams	3/0	XXX	XXX	XXX	...	...
98	Austin Firestone	2/0	...	...	...	XXX	XXX
99	Realus George Jr.	5/1	XXX	XXX	XXX	START	XXX

Missouri - Game Highs

RUSHES	46	Middle Tenn. (09/09/2023)
YARDS RUSHING	221	South Dakota (08/31/2023)
YARDS PER RUSH	5.6	vs Memphis (N) (09/23/2023)
TD RUSHES	3	South Dakota (08/31/2023)
PASS ATTEMPTS	41	at Vanderbilt (09/30/2023)
PASS COMPLETIONS	33	at Vanderbilt (09/30/2023)
YARDS PASSING	395	at Vanderbilt (09/30/2023)
YARDS PER PASS	13.6	vs Memphis (N) (09/23/2023)
TD PASSES	4	at Vanderbilt (09/30/2023)
TOTAL PLAYS	75	at Vanderbilt (09/30/2023)
TOTAL OFFENSE	542	vs Memphis (N) (09/23/2023)
YARDS PER PLAY	8.9	vs Memphis (N) (09/23/2023)
POINTS	38	at Vanderbilt (09/30/2023)
SACKS BY	4	Middle Tenn. (09/09/2023)
FIRST DOWNS	28	at Vanderbilt (09/30/2023)
PENALTIES	9	at Vanderbilt (09/30/2023)
PENALTY YARDS	75	at Vanderbilt (09/30/2023)
TURNOVERS	1	at Vanderbilt (09/30/2023)
	1	vs Memphis (N) (09/23/2023)
	1	South Dakota (08/31/2023)
PUNTS	6	Kansas St. (09/16/2023)
PUNTING AVG	47.0	vs Memphis (N) (09/23/2023)
LONG PUNT	59	vs Memphis (N) (09/23/2023)
PUNTS INSIDE 20	3	Middle Tenn. (09/09/2023)
LONG PUNT RETURN	17	at Vanderbilt (09/30/2023)

Opponent - Game Highs

RUSHES	35	Kansas St. (09/16/2023)
	35	South Dakota (08/31/2023)
YARDS RUSHING	138	Kansas St. (09/16/2023)
YARDS PER RUSH	3.9	Kansas St. (09/16/2023)
TD RUSHES	1	at Vanderbilt (09/30/2023)
PASS ATTEMPTS	47	vs Memphis (N) (09/23/2023)
PASS COMPLETIONS	31	vs Memphis (N) (09/23/2023)
YARDS PASSING	316	vs Memphis (N) (09/23/2023)
YARDS PER PASS	8.4	at Vanderbilt (09/30/2023)
TD PASSES	3	vs Memphis (N) (09/23/2023)
	3	Kansas St. (09/16/2023)
TOTAL PLAYS	76	vs Memphis (N) (09/23/2023)
TOTAL OFFENSE	408	Kansas St. (09/16/2023)
YARDS PER PLAY	5.9	at Vanderbilt (09/30/2023)
POINTS	27	vs Memphis (N) (09/23/2023)
	27	Kansas St. (09/16/2023)
SACKS BY	4	Middle Tenn. (09/09/2023)
FIRST DOWNS	22	vs Memphis (N) (09/23/2023)
PENALTIES	7	Kansas St. (09/16/2023)
PENALTY YARDS	65	Kansas St. (09/16/2023)
TURNOVERS	2	vs Memphis (N) (09/23/2023)
PUNTS	6	at Vanderbilt (09/30/2023)
	6	South Dakota (08/31/2023)
PUNTING AVG	48.0	at Vanderbilt (09/30/2023)
LONG PUNT	65	vs Memphis (N) (09/23/2023)
PUNTS INSIDE 20	2	vs Memphis (N) (09/23/2023)
	2	Kansas St. (09/16/2023)
LONG PUNT RETURN	17	vs Memphis (N) (09/23/2023)
	17	Kansas St. (09/16/2023)

Missouri - Individual Game Highs

RUSHES	23	Cody Schrader vs Middle Tenn. (09/09/2023)
YARDS RUSHING	138	Cody Schrader vs South Dakota (08/31/2023)
TD RUSHES	1	Cody Schrader at Vanderbilt (09/30/2023)
	1	Nathaniel Peat vs Memphis (N) (09/23/2023)
	1	Cody Schrader vs Memphis (N) (09/23/2023)
	1	Brady Cook vs Kansas St. (09/16/2023)
	1	Brady Cook vs Middle Tenn. (09/09/2023)
	1	Cody Schrader vs South Dakota (08/31/2023)
	1	Brady Cook vs South Dakota (08/31/2023)
	1	Nathaniel Peat vs South Dakota (08/31/2023)
LONG RUSH	42	Cody Schrader vs South Dakota (08/31/2023)
PASS ATTEMPTS	41	Brady Cook at Vanderbilt (09/30/2023)
PASS COMPLETIONS	33	Brady Cook at Vanderbilt (09/30/2023)
YARDS PASSING	395	Brady Cook at Vanderbilt (09/30/2023)
TD PASSES	4	Brady Cook at Vanderbilt (09/30/2023)
LONG PASS	76	Brady Cook vs Memphis (N) (09/23/2023)
RECEPTIONS	11	Luther Burden at Vanderbilt (09/30/2023)
YARDS RECEIVING	177	Luther Burden vs Memphis (N) (09/23/2023)
TD RECEPTIONS	2	Luther Burden at Vanderbilt (09/30/2023)
	2	Luther Burden vs Kansas St. (09/16/2023)
LONG RECEPTION	76	Marquis Johnson vs Memphis (N) (09/23/2023)
PUNTS	6	Riley Williams vs Kansas St. (09/16/2023)
PUNTING AVG	47.0	Luke Bauer vs Memphis (N) (09/23/2023)
LONG PUNT	59	Luke Bauer vs Memphis (N) (09/23/2023)
PUNTS INSIDE 20	3	Riley Williams vs Middle Tenn. (09/09/2023)
LONG PUNT RETURN	17	Luther Burden at Vanderbilt (09/30/2023)
LONG KICKOFF RETURN	26	Nathaniel Peat vs Memphis (N) (09/23/2023)
TACKLES	9	Joseph Charleston vs Kansas St. (09/16/2023)
SACKS	2	Nyles Gaddy vs Middle Tenn. (09/09/2023)
TACKLES FOR LOSS	2	Daylan Carnell vs Memphis (N) (09/23/2023)
	2	Nyles Gaddy vs Middle Tenn. (09/09/2023)
	2	Daylan Carnell vs Middle Tenn. (09/09/2023)

Opponent - Individual Game Highs

RUSHES	18	Blake Watson vs Memphis (N) (09/23/2023)
	18	Travis Theis vs South Dakota (08/31/2023)
YARDS RUSHING	47	Blake Watson vs Memphis (N) (09/23/2023)
TD RUSHES	1	Ken Seals at Vanderbilt (09/30/2023)
LONG RUSH	25	Frank Peasant vs Middle Tenn. (09/09/2023)
PASS ATTEMPTS	47	Seth Henigan vs Memphis (N) (09/23/2023)
PASS COMPLETIONS	31	Seth Henigan vs Memphis (N) (09/23/2023)
YARDS PASSING	316	Seth Henigan vs Memphis (N) (09/23/2023)
TD PASSES	3	Seth Henigan vs Memphis (N) (09/23/2023)
	3	Will Howard vs Kansas St. (09/16/2023)
LONG PASS	45	Ken Seals at Vanderbilt (09/30/2023)
RECEPTIONS	9	Blake Watson vs Memphis (N) (09/23/2023)
YARDS RECEIVING	143	Roc Taylor vs Memphis (N) (09/23/2023)
TD RECEPTIONS	2	Ben Sinnott vs Kansas St. (09/16/2023)
LONG RECEPTION	45	Junior Sherrill at Vanderbilt (09/30/2023)
FIELD GOALS	2	Tanner Gillis vs Memphis (N) (09/23/2023)
	2	Chris Tennant vs Kansas St. (09/16/2023)
LONG FIELD GOALS	46	Chris Tennant vs Kansas St. (09/16/2023)
PUNTS	6	Matt Hayball at Vanderbilt (09/30/2023)
PUNTING AVG	48.0	Matt Hayball at Vanderbilt (09/30/2023)
LONG PUNT	65	Reid Bauer vs Memphis (N) (09/23/2023)
PUNTS INSIDE 20	2	Reid Bauer vs Memphis (N) (09/23/2023)
	2	Jack Blumer vs Kansas St. (09/16/2023)
LONG PUNT RETURN	17	Koby Drake vs Memphis (N) (09/23/2023)
	17	Phillip Brooks vs Kansas St. (09/16/2023)
LONG KICKOFF RETURN	36	Phillip Brooks vs Kansas St. (09/16/2023)
TACKLES	9	Daniel Green vs Kansas St. (09/16/2023)
	9	Tra Fluellen vs Middle Tenn. (09/09/2023)
SACKS	2	Drew Francis vs Middle Tenn. (09/09/2023)
TACKLES FOR LOSS	2.5	Daniel Green vs Kansas St. (09/16/2023)
INTERCEPTIONS	1	Myles Harden vs South Dakota (08/31/2023)

Missouri - Game Lows

RUSHES	28	Kansas St. (09/16/2023)
YARDS RUSHING	74	Kansas St. (09/16/2023)
YARDS PER RUSH	2.4	Middle Tenn. (09/09/2023)
TD RUSHES	1	at Vanderbilt (09/30/2023)
	1	Kansas St. (09/16/2023)
	1	Middle Tenn. (09/09/2023)
PASS ATTEMPTS	19	Middle Tenn. (09/09/2023)
PASS COMPLETIONS	14	Middle Tenn. (09/09/2023)
YARDS PASSING	204	Middle Tenn. (09/09/2023)
YARDS PER PASS	8.7	South Dakota (08/31/2023)
TD PASSES	2	vs Memphis (N) (09/23/2023)
	2	Kansas St. (09/16/2023)
	2	Middle Tenn. (09/09/2023)
	2	South Dakota (08/31/2023)
TOTAL PLAYS	61	vs Memphis (N) (09/23/2023)
TOTAL OFFENSE	316	Middle Tenn. (09/09/2023)
YARDS PER PLAY	4.9	Middle Tenn. (09/09/2023)
POINTS	23	Middle Tenn. (09/09/2023)
SACKS BY	1	at Vanderbilt (09/30/2023)
FIRST DOWNS	20	Kansas St. (09/16/2023)
PENALTIES	5	Middle Tenn. (09/09/2023)
PENALTY YARDS	40	Kansas St. (09/16/2023)
INTERCEPTIONS BY	0	Middle Tenn. (09/09/2023)
	0	South Dakota (08/31/2023)
PUNTS	2	South Dakota (08/31/2023)
PUNTING AVG	34.8	Middle Tenn. (09/09/2023)
LONG PUNT	40	South Dakota (08/31/2023)
PUNTS INSIDE 20	1	vs Memphis (N) (09/23/2023)
	1	Kansas St. (09/16/2023)
	1	South Dakota (08/31/2023)
LONG PUNT RETURN	0	vs Memphis (N) (09/23/2023)
	0	Kansas St. (09/16/2023)

Opponent - Game Lows

RUSHES	20	at Vanderbilt (09/30/2023)
YARDS RUSHING	41	at Vanderbilt (09/30/2023)
YARDS PER RUSH	1.3	South Dakota (08/31/2023)
TD RUSHES	0	vs Memphis (N) (09/23/2023)
	0	Kansas St. (09/16/2023)
	0	Middle Tenn. (09/09/2023)
	0	South Dakota (08/31/2023)
PASS ATTEMPTS	25	South Dakota (08/31/2023)
PASS COMPLETIONS	15	South Dakota (08/31/2023)
YARDS PASSING	148	South Dakota (08/31/2023)
YARDS PER PASS	5.9	South Dakota (08/31/2023)
TD PASSES	1	South Dakota (08/31/2023)
TOTAL PLAYS	51	at Vanderbilt (09/30/2023)
TOTAL OFFENSE	194	South Dakota (08/31/2023)
YARDS PER PLAY	3.2	South Dakota (08/31/2023)
POINTS	10	South Dakota (08/31/2023)
SACKS BY	0	at Vanderbilt (09/30/2023)
FIRST DOWNS	14	South Dakota (08/31/2023)
PENALTIES	4	at Vanderbilt (09/30/2023)
PENALTY YARDS	25	at Vanderbilt (09/30/2023)
INTERCEPTIONS BY	0	at Vanderbilt (09/30/2023)
	0	vs Memphis (N) (09/23/2023)
	0	Kansas St. (09/16/2023)
	0	Middle Tenn. (09/09/2023)
PUNTS	4	vs Memphis (N) (09/23/2023)
PUNTING AVG	37.3	South Dakota (08/31/2023)
LONG PUNT	47	Kansas St. (09/16/2023)
PUNTS INSIDE 20	1	at Vanderbilt (09/30/2023)
	1	Middle Tenn. (09/09/2023)
	1	South Dakota (08/31/2023)
LONG PUNT RETURN	0	at Vanderbilt (09/30/2023)
	0	Middle Tenn. (09/09/2023)
	0	South Dakota (08/31/2023)



1 THEO WEASE JR.

LAST TIME OUT: 10 receptions, 118 yards, TD at Vanderbilt (9/30/23)

CAREER HIGHS

Catches: 10 at Vanderbilt (9/30/23)
Rec. Yards: 123 at Texas Tech * (11/26/22)
Rec. TDs: 2 vs. Oklahoma State * (11/21/20)
Rec. Long: 61 vs. Texas Tech * (11/26/22)
Rush Att: 1 vs. Texas * (10/10/20)
Rush Yds: N/A
Rush TDs: N/A
Rush Long: N/A

CAREER STATISTICS

RECEIVING	GP	R	Y	TD	AVG	LG	Y/GM
2019 *	13	8	136	2	17.0	37	10.5
2020 *	11	37	530	4	14.3	48	48.2
2021 *	1	0	0	0	0.0	0	0.0
2022 *	11	19	378	4	19.9	61	34.4
2023	5	24	254	3	10.5	26	50.8
TOTALS	**41**	**88**	**1298**	**13**	**14.7**	**61**	**31.6**

** - Set While Playing For Oklahoma*



3 LUTHER BURDEN III

LAST TIME OUT: 11 receptions, 140 yards, 2 TD at Vanderbilt (9/30/23)

CAREER HIGHS

Catches: 11 at Vanderbilt (9/30/23)
Rec. Yards: 177 vs. Memphis (9/23/23)
Rec. TDs: 2, 3x
Rec. Long: 56 vs. Memphis (9/16/23)
Rush Att: 3, 3x
Rush Yds: 26 vs. Louisiana Tech (9/1/22)
Rush TDs: 1, twice
Rush Long: 17 vs. Louisiana Tech (9/1/22)

CAREER STATISTICS

RECEIVING	GP	R	Y	TD	AVG	LG	Y/GM
2022	13	45	375	6	8.3	35	28.8
2023	5	43	644	5	14.9	56	128.8
TOTALS	**18**	**88**	**923**	**11**	**10.5**	**56**	**31.6**

RUSHING	GP	A	Y	TD	AVG	LG	Y/GM
2022	13	18	88	2	4.9	17	6.8
2023	5	1	2	0	0.4	2	0.2
TOTALS	**18**	**19**	**90**	**2**	**5.0**	**17**	**1.0**



5 MOOKIE COOPER

LAST TIME OUT: 5 receptions, 56 yards at Vanderbilt (9/30/23)

CAREER HIGHS

Catches: 6 vs. Wake Forest (12/23/22)
Rec. Yards: 79 vs. K-State (9/16/23)
Rec. TDs: 1 vs. South Carolina (11/13/21)
Rec. Long: 60 vs. South Carolina (11/13/21)
Rush Att: 3 vs. Central Michigan (9/4/21)
Rush Yds: 10 at Kentucky (9/11/21)
Rush TDs: N/A
Rush Long: 9 at Kentucky (9/11/21)

CAREER STATISTICS

RECEIVING	GP	R	Y	TD	AVG	LG	Y/GM
2020 *	1	0	0	0	0.0	0	0.0
2021	10	18	199	1	11.1	60	19.9
2022	13	26	298	0	11.5	46	22.9
2023	5	13	193	0	14.8	41	38.6
TOTALS	**29**	**57**	**690**	**1**	**12.1**	**60**	**23.7**

RUSHING	GP	A	Y	TD	AVG	LG	Y/GM
2020	1	0	0	0	0.0	0	0.0
2021	10	8	13	0	1.6	9	1.3
2022	13	0	0	0	0.0	0	0.0
2023	5	1	3	0	3.0	3	0.6
TOTALS	**29**	**9**	**16**	**0**	**1.7**	**9**	**0.5**

** - Set While Playing For Ohio State*



7 CODY SCHRADER

LAST TIME OUT: 16 carries, 60 yards, TD at Vanderbilt (9/30/23)

CAREER HIGHS

Rush Att: 35 vs. Davenport * (9/4/21)
Rush Yds: 278 vs. MO S&T * (10/9/21)
Rush TDs: 4 vs. Davenport * (9/4/21)
Rush Long: 88 vs. Hillsdale * (9/18/21)
Catches: 6, twice
Rec. Yards: 67 vs. SW Baptist * (10/5/19)
Rec. TDs: 1, twice
Rec. Long: 30 vs. SW Baptist * (10/5/19)

CAREER STATISTICS

RUSHING	GP	A	Y	TD	AVG	LG	Y/GM
2018 *	1	0	0	0	0.0	0	0.0
2019 *	12	96	605	7	6.3	59	50.4
2020 *	4	83	405	7	4.9	66	101.3
2021 *	12	300	2074	25	6.9	88	172.8
2022	13	170	745	9	4.4	63	57.3
2023	5	81	363	3	4.4	42	72.6
TOTALS	**49**	**740**	**4292**	**51**	**5.8**	**88**	**87.5**

RECEIVING	GP	R	Y	TD	AVG	LG	Y/GM
2018 *	1	0	0	0	0.0	0	0.0
2019 *	12	30	231	1	7.7	30	19.3
2020 *	4	8	52	0	6.5	12	13.0
2021 *	12	22	214	1	9.7	25	17.8
2022	13	19	137	0	7.2	29	10.5
2023	5	5	24	0	4.8	8	4.8
TOTALS	**49**	**84**	**658**	**2**	**7.8**	**30**	**13.4**

** - Set While Playing For Truman State*



8 NATHANIEL PEAT

LAST TIME OUT: 12 carries, 71 yards at Vanderbilt (9/30/23)

CAREER HIGHS

Rush Att: 20, twice
Rush Yds: 117 at Florida * (10/8/22)
Rush TDs: 1, 8x
Rush Long: 87 vs. USC * (9/11/21)
Catches: 4 vs. UCLA * (9/25/21)
Rec. Yards: 49 vs. MTSU (9/9/23)
Rec. TDs: 1, twice
Rec. Long: 49 vs. MTSU (9/9/23)

CAREER STATISTICS

RUSHING	GP	A	Y	TD	AVG	LG	Y/GM
2019 *	12	9	57	0	6.3	14	4.8
2020 *	6	29	204	1	7.0	73	34.0
2021 *	12	79	404	3	5.1	87	33.7
2022	12	100	438	2	4.4	34	36.5
2023	5	56	257	2	4.5	19	51.4
TOTALS	**47**	**273**	**1360**	**8**	**4.9**	**87**	**28.9**

RECEIVING	GP	R	Y	TD	AVG	LG	Y/GM
2019 *	12	5	43	0	8.6	21	3.6
2020 *	6	0	0	0	0.0	0	0.0
2021 *	12	11	63	0	5.7	19	5.3
2022	12	10	66	1	6.6	12	5.5
2023	5	5	76	1	15.2	49	15.2
TOTALS	**47**	**30**	**233**	**2**	**7.7**	**49**	**4.9**

** - Set While Playing For Stanford*



10 MEKHI MILLER

LAST TIME OUT: Did Not Play at Vanderbilt (9/30/23)

CAREER HIGHS

Catches: 2, 5x
Rec. Yards: 49 vs. South Dakota (8/31/23)
Rec. TDs: 1 vs. South Dakota (8/31/23)
Rec. Long: 31 vs. South Dakota (8/31/23)
Rush Att: N/A
Rush Yds: N/A
Rush TDs: N/A
Rush Long: N/A

CAREER STATISTICS

RECEIVING	GP	R	Y	TD	AVG	LG	Y/GM
2022	13	8	128	0	16.0	25	9.8
2023	4	5	65	1	13.0	31	16.2
TOTALS	**17**	**13**	**193**	**1**	**14.8**	**31**	**11.3**



11 DANNIS JACKSON

LAST TIME OUT: Did Not Play at Vanderbilt (9/30/23)

CAREER HIGHS

Catches: 6 vs. Liberty * (11/6/21)
Rec. Yards: 126 vs. Liberty * (11/6/21)
Rec. TDs: 1, * twice
Rec. Long: 50 vs. Liberty * (11/6/21)
Rush Att: 1, * 3x
Rush Yds: 9 vs. New Mexico State * (11/9/19)
Rush TDs: N/A
Rush Long: 9 vs. New Mexico State * (11/9/19)

CAREER STATISTICS

RECEIVING	GP	R	Y	TD	AVG	LG	Y/GM
2019 *	9	7	80	0	11.4	28	8.9
2020 *	10	0	0	0	0.0	0	0.0
2021 *	11	12	244	2	20.3	50	22.2
2022 *	Entered Portal Prior to 2022 Season						
2023	4	0	0	0	0.0	0	0.0
TOTALS	**34**	**19**	**324**	**2**	**17.0**	**50**	**9.5**

** - Set While Playing For Ole Miss*



12 BRADY COOK

LAST TIME OUT: 33-41, 395 yards, 4 TD at Vanderbilt (9/30/23)

CAREER HIGHS

Pass Att: 41 at Vanderbilt (9/30/23)
Completions: 33 at Vanderbilt (9/30/23)
Pass Yds: 395 at Vanderbilt (9/30/23)
Pass TDs: 4 at Vanderbilt (9/30/23)
Pass Long: 79 vs. Abilene Christian (9/17/22)
Rush Att: 20, twice
Rush Yds: 138 vs. Arkansas (11/25/22)
Rush TDs: 2 vs. Kentucky (11/5/22)
Rush Long: 40 at Tennessee (11/12/22)

CAREER STATISTICS

PASSING	GP	C-A-I	PCT	Y	TD	LG	Y/GM
2020	3	6-7-0	.857	72	1	26	24.0
2021	5	47-59-0	.797	350	2	23	70.0
2022	13	248-383-7	.648	2739	14	79	210.7
2023	5	105-141-0	.744	1468	11	76	293.6
TOTALS	**26**	**406-590-7**	**.688**	**4624**	**28**	**79**	**177.8**

RUSHING	GP	A	Y	TD	AVG	LG	Y/GM
2020	3	1	-10	0	-10.0	0	-3.3
2021	5	22	92	1	4.2	30	18.4
2022	13	139	585	6	4.2	40	45.0
2023	5	35	37	3	1.1	17	7.4
TOTALS	**26**	**197**	**704**	**10**	**3.5**	**40**	**27.1**



21 SAM HORN

LAST TIME OUT: Did Not Play at Vanderbilt (9/30/23)

CAREER HIGHS

Pass Att: 5 vs. South Dakota (8/31/23)
Completions: 3 vs. South Dakota (8/31/23)
Pass Yards: 54 vs. South Dakota (8/31/23)
Pass TDs: 1 vs. South Dakota (8/31/23)
Pass Long: 31 vs. South Dakota (8/31/23)
Rush Att: 3 vs. South Dakota (8/31/23)
Rush Yds: 10 vs. New Mexico State (11/19/22)
Rush TDs: N/A
Rush Long: 10 vs. New Mexico State (11/19/22)

CAREER STATISTICS

PASSING	GP	C-A-I	PCT	Y	TD	LG	Y/GM
2022	1	0-2-0	.000	0	0	0	0.0
2023	2	3-5-1	.600	54	0	31	54.0
TOTALS	**3**	**3-7-1**	**.428**	**54**	**0**	**31**	**27.0**

RUSHING	GP	A	Y	TD	AVG	LG	Y/GM
2022	1	1	10	0	10.0	10	10.0
2023	2	3	-1	0	0.0	0	-1.0
TOTALS	**3**	**4**	**9**	**0**	**2.25**	**10**	**4.5**



25 JA'MARION WAYNE

LAST TIME OUT: Played at Vanderbilt (9/30/23)

CAREER HIGHS

Catches: N/A
Rec. Yards: N/A
Rec. TDs: N/A
Rec. Long: N/A
Rush Att: N/A
Rush Yds: N/A
Rush TDs: N/A
Rush Long: N/A

CAREER STATISTICS

RECEIVING	GP	R	Y	TD	AVG	LG	Y/GM
2022	1	0	0	0	0.0	0	0.0
2023	5	0	0	0	0.0	0	00
TOTALS	**6**	**0**	**0**	**0**	**0.0**	**0**	**0.0**



80 TYLER STEPHENS

LAST TIME OUT: 1 reception, 12 yards at Vanderbilt (9/30/23)

CAREER HIGHS

Catches: 4 vs. Ohio * (10/16/21)
Rec. Yards: 52 vs. Ohio * (10/16/21)
Rec. TDs: 1, twice
Rec. Long: 35 vs. Ohio * (10/16/21)

CAREER STATISTICS

RECEIVING	GP	R	Y	TD	AVG	LG	Y/GM
2020 *	4	0	0	0	0.0	0	0.0
2021 *	11	15	157	1	10.5	35	14.3
2022	12	5	54	1	10.8	28	4.5
2023	5	4	29	0	7.2	12	5.8
TOTALS	**32**	**24**	**240**	**2**	**10.0**	**35**	**7.5**

** - Set While Playing For Buffalo*



87 BRETT NORFLEET

LAST TIME OUT: 1 reception, 5 yards at Vanderbilt (9/30/23)

CAREER HIGHS

Catches: 2 vs. K-State (9/16/23)
Rec. Yards: 40 vs. K-State (9/16/23)
Rec. TDs: N/A
Rec. Long: 27 vs. K-State (9/16/23)

CAREER STATISTICS

RECEIVING	GP	R	Y	TD	AVG	LG	Y/GM
2023	4	4	55	0	13.7	27	13.7
TOTALS	**4**	**4**	**55**	**0**	**13.7**	**27**	**13.7**



0 JAY JERNIGAN

LAST TIME OUT: 3 tackles at Vanderbilt (9/30/23)

CAREER HIGHS

Total Tackles: 6 at Boise State * (9/18/21)
UA Tackles: 5 at Boise State * (9/18/21)
TFL: 1.0, 8x
TFL Yards: 7, * twice
Pass Brk Up: 1, * twice
Sacks: 1.0, * 5x
Sack Yds: 7, * twice
Forced Fumble: 1 at Boise State * (9/18/21)
Fumble Rec: N/A
INT: N/A

CAREER STATISTICS

DEFENSIVE	GP	UA	A	TT	TFL	Y	SK	INT	PBU	FF	FR
2019 *	13	8	5	13	4.0	10	2.0	0	0	0	0
2020 *	0	0	0	0	0.0	0	0.0	0	0	0	0
2021 *	14	14	7	22	2.0	13	2.0	0	1	1	0
2022	12	8	6	14	1.5	8	1.0	0	1	0	0
2023	5	3	7	10	1.0	1	0.0	0	0	0	0
TOTALS	**44**	**34**	**25**	**59**	**8.5**	**32**	**5**	**0**	**2**	**1**	**0**

** - Set While Playing For Oklahoma State*



1 JC CARLIES

LAST TIME OUT: 1 tackle at Vanderbilt (9/30/23)

CAREER HIGHS

Total Tackles: 13 vs. Georgia (10/1/22)
UA Tackles: 11 vs. Georgia (10/1/22)
TFL: 2.5 vs. Georgia (10/1/22)
TFL Yards: 7 vs. Georgia (10/1/22)
Pass Brk Up: 1, 5x
Sacks: 1.0 at Auburn (9/24/22)
Sack Yds: 3 at Auburn (9/24/22)
Forced Fumble: 1, twice
Fumble Rec: N/A
INT: 1, 7x

CAREER STATISTICS

DEFENSIVE	GP	UA	A	TT	TFL	Y	SK	INT	PBU	FF	FR
2020	10	6	2	8	0.0	0	0.0	0	0	0	0
2021	13	55	13	68	3.0	10	0.0	4	0	1	0
2022	13	60	21	81	4.0	11	1.0	3	4	1	0
2023	4	10	8	18	0.0	0	0.0	0	1	0	0
TOTALS	**40**	**131**	**44**	**175**	**7.0**	**21**	**1.0**	**7**	**5**	**1**	**0**



2 ENNIS RAKESTRAW JR.

LAST TIME OUT: 3 tackles, TFL at Vanderbilt (9/30/23)

CAREER HIGHS

Total Tackles: 7 at Mississippi State (12/19/20)
UA Tackles: 5, twice
TFL: 2.0 vs. Vanderbilt (10/22/22)
TFL Yards: 8 vs. Vanderbilt (10/22/22)
Pass Brk Up: 3 at Florida (10/31/20)
Sacks: 1.0 at South Carolina (11/21/20)
Sack Yds: 2 at South Carolina (11/21/20)
Forced Fumble: 1, twice
Fumble Rec: 1 vs. Georgia (10/1/22)
INT: 1 vs. Abilene Christian (9/17/22)

CAREER STATISTICS

DEFENSIVE	GP	UA	A	TT	TFL	Y	SK	INT	PBU	FF	FR
2020	10	18	6	24	2.0	4	1.0	0	6	0	0
2021	4	10	3	13	0.0	0	0.0	0	2	0	0
2022	13	27	8	35	4.5	15	0.0	1	12	2	1
2023	4	10	7	17	1.5	4	0	0	1	0	0
TOTALS	**31**	**65**	**24**	**89**	**8.0**	**23**	**1.0**	**1**	**21**	**2**	**1**



4 TRE'VEZ JOHNSON

LAST TIME OUT: 3 tackles at Vanderbilt (9/30/23)

CAREER HIGHS

Total Tackles: 5, * twice
UA Tackles: 3, * 8x
TFL: 1.0, * 7x
TFL Yards: 6 vs. Florida Atlantic * (9/4/21)
Pass Brk Up: 2, * twice
Sacks: 1.0 vs. Florida Atlantic * (9/4/21)
Sack Yds: 6 vs. Florida Atlantic * (9/4/21)
Forced Fumble: N/A
Fumble Rec: 1, * twice
INT: 1, * 3x

CAREER STATISTICS

DEFENSIVE	GP	UA	A	TT	TFL	Y	SK	INT	PBU	FF	FR
2020 *	12	12	3	15	1.0	2	0.0	1	2	0	0
2021 *	10	15	8	23	4.0	13	1.0	1	2	0	0
2022 *	12	21	5	26	2.0	5	0.0	1	2	0	2
2023	5	9	3	12	0.0	0	0.0	0	0	0	0
TOTALS	**39**	**57**	**19**	**76**	**7.0**	**20**	**1.0**	**3**	**6**	**0**	**2**

** - Set While Playing For Florida*



5 KRISTIAN WILLIAMS

LAST TIME OUT: Played at Vanderbilt (9/30/23)

CAREER HIGHS

Total Tackles: 5 vs. Kentucky (11/5/22)
UA Tackles: 4 vs. Abilene Christian (9/17/22)
TFL: 2.0 vs. Arkansas (11/25/22)
TFL Yards: 14 vs. South Dakota (8/31/23)
Pass Brk Up: 1, twice
Sacks: 1.0, twice
Sack Yds: 8 vs. Arkansas (11/25/22)
Forced Fumble: 1, twice
Fumble Rec: N/A
INT: N/A

CAREER STATISTICS

DEFENSIVE	GP	UA	A	TT	TFL	Y	SK	INT	PBU	FF	FR
2019 *	3	0	2	2	0.0	0	0.0	0	0	0	0
2020 *	7	2	5	7	1.0	8	0.0	0	0	0	0
2021 *	14	3	13	16	0.0	0	0.0	0	1	0	0
2022	13	21	7	28	6.0	19	2.0	0	1	1	0
2023	5	3	2	5	1.0	14	0.0	0	0	0	0
TOTALS	**42**	**29**	**29**	**58**	**8.0**	**41**	**2.0**	**0**	**2**	**1**	**0**

** - Set While Playing For Oregon*



6 DARIUS ROBINSON

LAST TIME OUT: Did Not Play at Vanderbilt (9/30/23)

CAREER HIGHS

Total Tackles: 8 vs. Army (12/23/21)
UA Tackles: 4 vs. Arkansas (11/25/22)
TFL: 2.5 vs. Kentucky (11/5/22)
TFL Yards: 13 vs. Kentucky (11/5/22)
Pass Brk Up: 1 at Vanderbilt (10/30/21)
Sacks: 1.5 vs. Kentucky (11/5/22)
Sack Yds: 12 vs. Kentucky (11/5/22)
Forced Fumble: N/A
Fumble Rec: N/A
INT: N/A

CAREER STATISTICS

DEFENSIVE	GP	UA	A	TT	TFL	Y	SK	INT	PBU	FF	FR
2019	5	0	1	1	0.0	0	0.0	0	0	0	0
2020	7	6	5	11	1.0	1	1.0	0	0	0	0
2021	10	9	12	21	0.5	1	0.0	0	1	0	0
2022	13	25	10	35	5.5	21	3.5	0	0	0	0
2023	4	9	4	13	2.5	10	1.0	0	0	0	0
TOTALS	**39**	**49**	**32**	**81**	**9.5**	**26**	**5.5**	**0**	**1**	**0**	**0**



7 KRIS ABRAMS-DRAINE

LAST TIME OUT: 5 tackles, INT, PBU at Vanderbilt (9/30/23)

CAREER HIGHS

Total Tackles: 8 vs. Wake Forest (12/23/22)
UA Tackles: 7, twice
TFL: 1.0, twice
TFL Yards: 1 at Vanderbilt (10/30/21)
Pass Brk Up: 3 vs. Vanderbilt (10/22/22)
Sacks: N/A
Sack Yds: N/A
Forced Fumble: N/A
Fumble Rec: 1 vs. North Texas (10/9/21)
INT: 1, 6X

CAREER STATISTICS

DEFENSIVE	GP	UA	A	TT	TFL	Y	SK	INT	PBU	FF	FR
2020	5	0	1	1	0.0	0	0.0	0	0	0	0
2021	13	30	7	37	1.0	1	0.0	3	7	0	1
2022	12	36	12	48	0.0	0	0.0	0	14	0	0
2023	5	18	5	23	1.0	2	0.0	3	6	0	0
TOTALS	**35**	**84**	**25**	**109**	**2.0**	**3**	**0.0**	**6**	**27**	**0**	**1**



8 TY'RON HOPPER

LAST TIME OUT: 6 tackles, TFL at Vanderbilt (9/30/23)

CAREER HIGHS

Total Tackles: 15 at Missouri * (11/20/21)
UA Tackles: 13 at Missouri * (11/20/21)
TFL: 4.0 at Missouri * (11/20/21)
TFL Yards: 21 at Missouri * (11/20/21)
Pass Brk Up: 2, twice
Sacks: 1.0, 4x
Sack Yds: 11 at Missouri * (11/20/21)
Forced Fumble: 1, twice
Fumble Rec: N/A
INT: 1 vs. Louisiana Tech (9/1/22)

CAREER STATISTICS

DEFENSIVE	GP	UA	A	TT	TFL	Y	SK	INT	PBU	FF	FR
2019 *	4	1	1	2	0.5	1	0.0	0	0	0	0
2020 *	11	5	10	15	1.0	3	0.5	0	0	0	0
2021 *	13	34	31	65	10.0	43	3.5	0	2	1	0
2022	13	59	18	77	13.5	41	2.5	1	4	1	0
2023	5	20	7	27	2.5	4	0.0	0	3	0	0
TOTALS	**46**	**119**	**67**	**186**	**27.5**	**90**	**6.5**	**1**	**9**	**2**	**0**

** - Set While Playing For Florida*



9 CHAD BAILEY

LAST TIME OUT: 3 tackles, PBU at Vanderbilt (9/30/23)

CAREER HIGHS

Total Tackles: 10 vs. Georgia (11/6/21)
UA Tackles: 9 at Georgia (11/6/21)
TFL: 3.0 vs. Florida (11/20/21)
TFL Yards: 6, twice
Pass Brk Up: 1, 4X
Sacks: 1.5 vs. Wake Forest (12/23/22)
Sack Yds: 9 vs. Memphis (9/23/23)
Forced Fumble: 1, twice
Fumble Rec: 1, 3x
INT: N/A

CAREER STATISTICS

DEFENSIVE	GP	UA	A	TT	TFL	Y	SK	INT	PBU	FF	FR
2018	3	0	0	0	0.0	0	0.0	0	0	0	0
2019	6	0	0	0	0.0	0	0.0	0	0	0	0
2020	10	6	5	11	2.0	3	0.0	0	0	0	0
2021	13	39	16	55	5.5	11	1.0	0	0	0	2
2022	11	39	18	57	8.5	16	2.5	0	3	1	1
2023	3	6	3	9	1.0	9	1.0	0	1	1	0
TOTALS	**46**	**90**	**42**	**132**	**17.0**	**39**	**4.5**	**0**	**4**	**2**	**3**



10 DAMEON WILSON

LAST TIME OUT: DNP at Vanderbilt (9/30/23)

CAREER HIGHS

Total Tackles: 5.0 vs. Georgia (10/1/22)
UA Tackles: 2, 3x
TFL: N/A
TFL Yards: N/A
Pass Brk Up: N/A
Sacks: N/A
Sack Yds: N/A
Forced Fumble: N/A
Fumble Rec: 1 at Florida (10/8/22)
INT: N/A

CAREER STATISTICS

DEFENSIVE	GP	UA	A	TT	TFL	Y	SK	INT	PBU	FF	FR
2021	2	0	0	0	0.0	0	0.0	0	0	0	0
2022	11	10	6	16	0.0	0	0.0	0	0	0	1
2023	2	1	0	1	0.0	0	0.0	0	0	0	0
TOTALS	**15**	**11**	**6**	**17**	**0.0**	**0**	**0.0**	**0**	**0**	**0**	**1**



12 DREY NORWOOD

LAST TIME OUT: Did Not Play at Vanderbilt (9/30/23)

CAREER HIGHS

Total Tackles: 4 vs. New Mexico St. (11/19/22)
UA Tackles: 4 vs. New Mexico St. (11/19/22)
TFL: 1.0 vs. New Mexico State (11/19/22)
TFL Yards: 7 vs. New Mexico State (11/19/22)
Pass Brk Up: 1, 4x
Sacks: 1.0 vs. New Mexico State (11/19/22)
Sack Yds: 7 vs. New Mexico State (11/19/22)
Forced Fumble: N/A
Fumble Rec: 1 vs. Arkansas (11/25/22)
INT: 1 at South Carolina (10/29/22)

CAREER STATISTICS

DEFENSIVE	GP	UA	A	TT	TFL	Y	SK	INT	PBU	FF	FR
2021 *	3	0	0	0	0.0	0	0.0	0	0	0	0
2022	13	11	3	14	1.0	7	1.0	1	4	0	1
2023	4	3	1	4	0.0	0	0.0	0	1	0	0
TOTALS	**20**	**14**	**4**	**18**	**1.0**	**7**	**1.0**	**1**	**5**	**0**	**1**

** - Set While Playing For Texas A&M*



13 DAYLAN CARNELL

LAST TIME OUT: 7 tackles, PBU at Vanderbilt (9/30/23)

CAREER HIGHS

Total Tackles: 8 vs. MTSU (9/9/23)
UA Tackles: 4 vs. Kentucky (11/5/22)
TFL: 2.0, twice
TFL Yards: 8 vs. MTSU (9/9/23)
Pass Brk Up: 2, twice
Sacks: 1, twice
Sack Yds: 6 vs. K-State (9/16/23)
Forced Fumble: N/A
Fumble Rec: 1, twice
INT: 1, 3x

CAREER STATISTICS

DEFENSIVE	GP	UA	A	TT	TFL	Y	SK	INT	PBU	FF	FR
2021	4	2	0	2	0.0	0	0.0	0	0	0	0
2022	13	22	7	29	2.0	10	0.0	3	6	0	2
2023	5	11	14	25	5.0	19	2.0	0	3	0	0
TOTALS	**22**	**35**	**21**	**56**	**7.0**	**29**	**2.0**	**3**	**9**	**0**	**2**



15 JOHNNY WALKER JR.

LAST TIME OUT: 2 tackles, TFL at Vanderbilt (9/30/23)

CAREER HIGHS

Total Tackles: 6, twice
UA Tackles: 5 vs. South Dakota (8/31/23)
TFL: 1.5, twice
TFL Yards: 9 vs. South Dakota (8/31/23)
Pass Brk Up: N/A
Sacks: 1.0, 6x
Sack Yds: 7 vs. South Dakota (8/31/23
Forced Fumble: 1 vs. Memphis (9/23/23)
Fumble Rec: N/A
INT: N/A

CAREER STATISTICS

DEFENSIVE	GP	UA	A	TT	TFL	Y	SK	INT	PBU	FF	FR
2021	7	6	3	9	2.0	6	2.0	0	0	0	0
2022	7	5	2	7	2.0	6	2.0	0	0	0	0
2023	5	15	7	22	5.5	23	3.0	0	0	1	0
TOTALS	**19**	**26**	**12**	**38**	**9.5**	**35**	**7.0**	**0**	**0**	**1**	**0**



19 MARCUS CLARKE

LAST TIME OUT: Played at Vanderbilt (9/30/23)

CAREER HIGHS

Total Tackles: 6, twice
UA Tackles: 5 at Pittsburgh * (10/30/21)
TFL: 0.5 at Duke * (12/5/20)
TFL Yards: N/A
Pass Brk Up: 1, 5x
Sacks: N/A
Sack Yds: N/A
Forced Fumble: N/A
Fumble Rec: N/A
INT: 1, 3X

CAREER STATISTICS

DEFENSIVE	GP	UA	A	TT	TFL	Y	SK	INT	PBU	FF	FR
2020 *	5	1	4	5	0.5	0	0.0	1	1	0	0
2021 *	10	16	8	24	0.0	0	0.0	1	3	0	0
2022	8	1	4	5	0.0	0	0.0	0	0	0	0
2023	4	5	3	8	0.0	0	0.0	1	1	0	0
TOTALS	**27**	**23**	**19**	**42**	**0.5**	**0**	**0.0**	**3**	**5**	**0**	**0**

** - Set While Playing For Miami*



20 MARVIN BURKS JR.

LAST TIME OUT: Played at Vanderbilt (9/30/23)

CAREER HIGHS

Total Tackles: 5 vs. Memphis (9/23/23)
UA Tackles: 4 vs. Memphis (9/23/23)
TFL: 1.0 vs. South Dakota (8/31/23)
TFL Yards: 9 vs. South Dakota (8/31/23)
Pass Brk Up: N/A
Sacks: 1.0 vs. South Dakota (8/31/23)
Sack Yds: 9 vs. South Dakota (8/31/23)
Forced Fumble: N/A
Fumble Rec: N/A
INT: N/A

CAREER STATISTICS

DEFENSIVE	GP	UA	A	TT	TFL	Y	SK	INT	PBU	FF	FR
2023	5	7	2	9	1.0	9	1.0	0	0	0	0
TOTALS	**5**	**7**	**2**	**5**	**1.0**	**9**	**1.0**	**0**	**0**	**0**	**0**



21 NYLES GADDY

LAST TIME OUT: 3 tackles at Vanderbilt (9/30/23)

CAREER HIGHS

Total Tackles: 7 vs. Southern * (12/3/22)
UA Tackles: 5, * twice
TFL: 4.0 vs. Tennessee State * (9/10/22)
TFL Yards: 16 vs. Tennessee State * (9/10/22)
Pass Brk Up: 2 vs. Florida A&M * (9/5/21)
Sacks: 3.5 vs. Tennessee State * (9/10/22)
Sack Yds: 15, twice
Forced Fumble: 1, * twice
Fumble Rec: N/A
INT: 1 vs. Mississippi Valley State * (10/30/21)

CAREER STATISTICS

DEFENSIVE	GP	UA	A	TT	TFL	Y	SK	INT	PBU	FF	FR
2019 ^	1	0	0	0	0.0	0	0.0	0	0	0	0
2021 *	12	16	18	34	5.0	26	4.0	1	0	0	0
2022 *	12	26	14	40	11.0	50	7.0	0	2	2	0
2023	5	7	6	13	2.0	15	2.0	0	0	0	0
TOTALS	**30**	**49**	**38**	**87**	**18.0**	**91**	**13.0**	**1**	**4**	**2**	**0**

** - Set While Playing For Jackson State*
^ - Set While Playing For Tennessee



28 JOSEPH CHARLESTON

LAST TIME OUT: 3 tackles at Vanderbilt (9/30/23)

CAREER HIGHS

Total Tackles: 10 vs. Georgia (10/1/22)
UA Tackles: 8 vs. Georgia (10/1/22)
TFL: 1.0, 5x
TFL Yards: 8 vs. Kentucky (11/5/22)
Pass Brk Up: 2 vs. Vanderbilt (10/22/22)
Sacks: 1.0 vs. Kentucky (11/5/22)
Sack Yds: 8 vs. Kentucky (11/5/22)
Forced Fumble: N/A
Fumble Rec: N/A
INT: 1 vs. Louisiana Tech (9/1/22)

CAREER STATISTICS

DEFENSIVE	GP	UA	A	TT	TFL	Y	SK	INT	PBU	FF	FR
2019	12	10	2	12	0.0	0	0.0	0	0	0	0
2020 *	11	29	15	44	2.0	3	0.0	0	2	0	0
2021 *	4	3	3	6	0.0	0	0.0	0	0	0	0
2022	12	39	14	53	3.5	12	1.0	1	2	0	0
2023	5	20	6	24	0.0	0	0.5	0	1	0	0
TOTALS	**44**	**101**	**40**	**139**	**5.5**	**15**	**1.5**	**1**	**5**	**0**	**0**

** - Set While Playing For Clemson*



29 PHILLIP ROCHE

LAST TIME OUT: Played at Vanderbilt (9/30/23)

CAREER HIGHS

Total Tackles: 1 vs. South Dakota (8/31/23)
UA Tackles: 1 vs. South Dakota (8/31/23)
TFL: N/A
TFL Yards: N/A
Pass Brk Up: N/A
Sacks: N/A
Sack Yds: N/A
Forced Fumble: N/A
Fumble Rec: N/A
INT: N/A

CAREER STATISTICS

DEFENSIVE	GP	UA	A	TT	TFL	Y	SK	INT	PBU	FF	FR
2023	3	1	0	1	0.0	0	0.0	0	0	0	0
TOTALS	**3**	**1**	**0**	**1**	**0.0**	**0**	**0.0**	**0**	**0**	**0**	**0**



30 CHUCK HICKS

LAST TIME OUT: tackle at Vanderbilt (9/30/23)

CAREER HIGHS

Total Tackles: 8 vs. Colorado State (11/5/20)
UA Tackles: 3, twice
TFL: 2 vs. Hawai'i * (10/30/20)
TFL Yards: 9 vs. Hawai'i * (10/30/20)
Pass Brk Up: N/A
Sacks: 2 vs. Hawai'i * (10/30/20)
Sack Yds: 9 vs. Hawai'i * (10/30/20)
Forced Fumble: N/A
Fumble Rec: 1, twice
INT: 1 vs. Hawai'i * (10/30/20)

CAREER STATISTICS

DEFENSIVE	GP	UA	A	TT	TFL	Y	SK	INT	PBU	FF	FR
2019 *	12	3	1	4	0	0	0	0	0	0	0
2020 *	5	8	19	27	3.5	12	2	1	0	0	2
2021	7	0	0	0	0	0	0	0	0	0	0
2022	0	0	0	0	0	0	0	0	0	0	0
2023	5	6	6	12	2.5	9	0	0	0	0	0
TOTALS	**29**	**17**	**26**	**43**	**6.0**	**21**	**2**	**1**	**0**	**0**	**2**

** - Set While Playing For Wyoming*



45 JOE MOORE III

LAST TIME OUT: Played at Vanderbilt (9/30/23)

CAREER HIGHS

Total Tackles: 4, * 3x
UA Tackles: 3 at Colorado * (10/29/22)
TFL: 1.5 vs. Colorado * (9/25/21)
TFL Yards: 8 vs. Colorado * (9/25/21)
Pass Brk Up: N/A
Sacks: 1.5, * twice
Sack Yds: 8 vs. Colorado * (9/25/21)
Forced Fumble: N/A
Fumble Rec: 1 vs. UCLA * (11/5/22)
INT: N/A

CAREER STATISTICS

DEFENSIVE	GP	UA	A	TT	TFL	Y	SK	INT	PBU	FF	FR
2020 *	1	0	0	0	0.0	0	0.0	0	0	0	0
2021 *	11	3	3	6	2.5	9	1.5	0	0	0	0
2022 *	12	10	14	24	4.0	14	2.0	0	0	0	1
2023	5	2	1	3	0.0	0	0.0	0	0	0	0
TOTALS	**29**	**15**	**18**	**33**	**6.5**	**23**	**3.5**	**0**	**0**	**0**	**1**

** - Set While Playing For Arizona State*



90 JOSH LANDRY

LAST TIME OUT: 4 tackles, TFL at Vanderbilt (9/30/23)

CAREER HIGHS

Total Tackles: 6 vs. Oklahoma * (12/5/20)
UA Tackles: 4 vs. South Dakota (8/31/23)
TFL: 1.5 vs. Oklahoma * (12/5/20)
TFL Yards: 11 vs. Oklahoma * (12/5/20)
Pass Brk Up: N/A
Sacks: 1.0, * twice
Sack Yds: 10, * twice
Forced Fumble: N/A
Fumble Rec: N/A
INT: N/A

CAREER STATISTICS

DEFENSIVE	GP	UA	A	TT	TFL	Y	SK	INT	PBU	FF	FR
2019 *	7	2	0	2	0.0	0	0.0	0	0	0	0
2020 *	7	8	4	12	1.5	11	1.0	0	0	0	0
2021 *	11	4	1	5	1.5	11	1.0	0	0	0	0
2022	12	6	6	12	2.0	6	0.5	0	0	0	0
2023	5	9	6	15	1.5	4	0.0	0	0	0	0
TOTALS	**42**	**29**	**17**	**46**	**6.5**	**32**	**2.5**	**0**	**0**	**0**	**0**

** - Set While Playing For Baylor*



99 REALUS GEORGE JR.

LAST TIME OUT: 2 tackles at Vanderbilt (9/30/23)

CAREER HIGHS

Total Tackles: 4, 4x
UA Tackles: 4 at Kansas State (9/10/22)
TFL: 1.0, 5x
TFL Yards: 5 vs. Kentucky (11/5/22)
Pass Brk Up: N/A
Sacks: 1.0, twice
Sack Yds: 5 vs. Kentucky (11/5/22)
Forced Fumble: N/A
Fumble Rec: N/A
INT: N/A

CAREER STATISTICS

DEFENSIVE	GP	UA	A	TT	TFL	Y	SK	INT	PBU	FF	FR
2018 *	3	0	0	0	0.0	0	0.0	0	0	0	0
2021	9	6	3	9	1.0	1	0.0	0	0	0	0
2022	13	14	11	25	3.0	9	1.0	0	0	0	0
2023	5	4	7	11	1.5	4	1.0	0	0	0	0
TOTALS	**30**	**24**	**21**	**45**	**5.5**	**14**	**2.0**	**0**	**0**	**0**	**0**

** - Set While Playing For Miami*



92 HARRISON MEVIS

LAST TIME OUT: 1-1 FG (23), 5-5 PAT at Vanderbilt (9/30/23)

CAREER HIGHS

FGs: 5, twice
FG Att.: 5, twice
Long: 61 vs. K-State (9/16/23)
PATs: 6 vs. LSU (10/10/20)

CAREER STATISTICS

KICKING	GP	M-A	PCT	Long	1-19	20-29	30-39	40-49	50+	PAT	PTS
2020	10	17-20	.850	52	1-1	7-7	3-4	2-3	3-4	28-28	79
2021	13	23-25	.920	56	1-1	3-3	5-5	11-13	3-3	41-41	110
2022	13	22-28	.785	56	1-1	4-6	6-8	6-6	4-6	33-33	99
2023	5	7-10	.700	61	0-0	3-3	3-4	0-1	1-2	17-17	38
TOTALS	**41**	**69-83**	**.831**	**61**	**3-3**	**17-19**	**17-21**	**21-25**	**11-15**	**119-120**	**326**



93 LUKE BAUER

LAST TIME OUT: 3 punts, 41.7 average, 2 I-20 at Vanderbilt (9/30/23)

CAREER HIGHS

Punts: 3 vs. Memphis (9/23/23)
Average: 47.0 vs. Memphis (9/23/23)
Long: 59 vs. Memphis (9/23/23)
Inside 20: 1 vs. Memphis (9/23/23)

CAREER STATISTICS

PUNTING	GP	ATT	YDS	LG	AVG	TB	FC	I20	50+	BLK
2023	5	6	266	59	44.3	1	1	3	1	0
TOTALS	**5**	**6**	**266**	**59**	**44.3**	**1**	**1**	**3**	**1**	**0**



97 RILEY WILLIAMS

LAST TIME OUT: Did Not Play at Vanderbilt (9/30/23)

CAREER HIGHS

Punts: 8 at Stony Brook * (11/12/22)
Average: 50.0 at Monmouth * (10/29/22)
Long: 60, twice
Inside 20: 3, twice

CAREER STATISTICS

PUNTING	GP	ATT	YDS	LG	AVG	TB	FC	I20	50+	BLK
2022 *	11	45	2,010	60	44.7	3	8	13	16	0
2023	3	12	483	53	40.3	0	2	5	2	0
TOTALS	**14**	**57**	**2,493**	**60**	**43.7**	**3**	**10**	**18**	**18**	**0**

** - Set While Playing For Towson*