MISSOURI

2023 FOOTBALL GAME NOTES

MIZZOU STRATEGIC COMMUNICATIONS 1 CHAMPIONS DRIVE SUITE 200 COLUMBIA, MO 65211-3110 • MUTIGERS.COM

2023 SCHEDULE/RESULTS

DATE	OPPONENT (TV)	TIME (CT)/RES
Aug. 31	**SOUTH DAKOTA** (SECN)	W, 35-10
Sept. 9	**MIDDLE TENNESSEE** (SECN+)	W, 23-19
Sept. 16	15 **KANSAS STATE** (SECN)	W, 30-27
Sept. 23	vs. Memphis ^ (ESPNU)	W, 34-27
Sept. 30	@ Vanderbilt * (SECN)	W, 38-21
Oct. 7	23 **LSU** * (ESPN)	L, 49-39
Oct. 14	@ 23 Kentucky * (SECN)	W, 38-21
Oct. 21	**SOUTH CAROLINA** * (SECN)	W, 34-12
Nov. 4	@ 1 Georgia * (CBS)	L, 30-21
Nov. 11	13 **TENNESSEE** * (CBS)	W, 36-7
Nov. 18	**FLORIDA** * (ESPN)	W, 33-31
Nov. 24	@ Arkansas * (CBS)	3 p.m.

*All times CT. Home games in BOLD CAPS, played at Faurot Field. ^ - Mizzou to the Lou Classic (St. Louis, Mo.). * - Southeastern Conference game.*

ON THE AIR

TV: CBS
- Play-by-Play ..... Rich Waltz
- Analyst ..... Aaron Taylor
- Reporter ..... Amanda Guerra
- **Online:** CBSSports.com/watch
- **Mobile App:** Paramount+

RADIO: TIGER RADIO NETWORK
- Play-by-Play ..... Mike Kelly
- Analyst ..... Howard Richards
- Sideline Reporter ..... Chris Gervino
- Host ..... Matt Michaels
- Engineer ..... Jeremy Washington
- **Local:** 1580 AM / 105.1 FM
- **Satellite:** SiriusXM 84 and on the SXM App
- **App:** Mizzou Tigers / The Varsity Network: "Search Mizzou"

LIVE STATS: Mizzou.StatBroadcast.com

SOCIAL MEDIA

- X ... @MizzouAthletics | @MizzouFootball | @CoachDrinkwitz
- Hashtag ..... #MIZ | #STP
- Instagram ..... @MizzouAthletics | @MizzouFootball
- Facebook ..... MizzouAthletics | MizzouFootballShowMe

STRATEGIC COMMUNICATIONS

RYAN KOSLEN ..... Senior Assoc. AD / Football Contact
Phone (C): 513-497-3132
Email: ..... koz@missouri.edu
ERIC DOENNIG. Associate Director / Secondary Contact
Phone (C): 417-430-6680
Email: ..... ericdoennig@missouri.edu
Web: ..... MUTigers.com

Research included in Mizzou's weekly notes produced by Ryan Koslen, Eric Doennig, Vince Lewis, Diego Branda, Bob Brendel, Shawn Davis and Tom Orf.

GAME 12

9 **MISSOURI**	@	**ARKANSAS**
9-2, 5-2 SEC		4-7, 1-6 SEC

FRIDAY, NOV. 24, 2023 • 3 PM CT • DONALD W. REYNOLDS RAZORBACK STADIUM • FAYETTEVILLE, ARK.

MISSOURI TIGERS
Head Coach Eliah Drinkwitz
Record at Mizzou 26-21 (Fourth Year)
Overall Record 38-22 (Fifth Year)

ARKANSAS RAZORBACKS
Head Coach Sam Pittman
Record at School 23-24 (Fourth Year)
Overall Record Same

GAME INFORMATION
Facility Donald W. Reynolds Razorback Stadium
Capacity 76,000
TV CBS
Radio 1580 AM / 105.1 FM / SiriusXM 84
Online The Varsity Network: "Search Mizzou"
Series Record MU leads 10-4
In Fayetteville, Ark. UA leads 2-1
Last Meeting Nov. 25, 2022 (H), MU W, 29-27

NOW IT'S TIME FOR THE BREAKDOWN

The No. 9 University of Missouri football team treks to Fayetteville to face Arkansas in the Battle Line Rivalry on Black Friday with the Tigers going for their first 10-win season in nine years. MU (9-2, 6-2 Southeastern Conference) and the Razorbacks (4-7, 1-6 SEC) kick off at 3 p.m. CT on Nov. 24 inside Razorback Stadium on CBS and Tiger Radio Network.

THE BATTLE LINE RIVALRY

Friday's victor receives the massive Battle Line Trophy, which is made of silver, stands more than four feet tall and weighs 180+ pounds. The trophy depicts the outline of the two states with the border of the two states being divided by interchangeable silver inserts with the words Battle Line in either gold or cardinal. The color of the Battle Line reflects of the winner of the series' most recent game — gold for the six of the last seven years, representing MU triumphs.

THE SERIES

The Tigers and the Razorbacks first met in 1906, in CoMo, with Mizzou taking the 11-0 decision. Since then, the two teams have tangled for a total of 14 games. MU holds the 10-4 edge over UA and won the 2022 matchup in Columbia.

THE COACHES

ELIAH DRINKWITZ is in his fourth season as Mizzou's head coach. He had led the Tigers to bowl appearances in each of his first three seasons, joining former head coach Warren Powers as the only two MU head coaches to achieve that feat. Additionally, only Powers won more games in his first two seasons at MU (1978-79, 15) than Drinkwitz (11). Prior to taking the Mizzou job, Drinkwitz was 12-1 as the head coach at Appalachian State in 2019. He had previous stops as the OC at NC State, Boise State and Arkansas State.

SAM PITTMAN is 23-24 in his fourth season at Arkansas. He coached the offensive line at Mizzou in 2000.

STREAKS, STORYLINES, SIDEBARS ...

- Mizzou is playing its 133rd season of college football and is the 33rd FBS school to reach the 700-win milestone.
- Head Coach Eliah Drinkwitz has led Mizzou to a bowl in each of his first three seasons — and hit the six-win threshold in season four — only the second coach in school history to do so along with the late Warren Powers (1978-84).
- The 2023 roster features 32 players who have started at least four games in the collegiate career at the FBS level.
- Thirty-eight student-athletes on the team are from Missouri, including eight from the 573 area code, 19 from the St. Louis metropolitan region, nine from the Kansas City area and two from southwest Missouri.
- Mizzou finished nonconference play undefeated for the 10th time since 2000, and first since 2018.
- MU leads the NCAA FBS in red-zone offense, converting at a 97.9-percent (47-of-48) clip.
- The Tigers' two losses have both came in SEC play by a combined margin of 19 points to ranked teams.
- CB Kris Abrams-Draine is a semifinalist for the Bednarik and Thorpe Awards, leads the SEC with 16 passes defended and 12 PBUs. His four INTs – a single-season best for the senior – are second in the SEC and tied for 11th in the FBS.
- LB Ty'Ron Hopper is one of 12 semifinalists for the Butkus Award. He has caused havoc on the field all season long leading the MU defense with 53 tackles, six for a loss along with 3.0 sacks, six QB hurries and three pass break ups.
- WR Luther Burden III — a semifinalist for the 87th Maxwell Award — is third in the SEC in receiving, racking up 103.8 yards per game and is the eighth 1,000-yard receiver in school history.
- RB Cody Schrader — former walk-on and finalist for the Burlsworth Award — leads the SEC and is seventh nationally in rushing (115.6 ypg). He had 205 yards rushing and 116 yards receiving against Tennessee and is the first SEC player to rush for 200+ yards and have 100-yards receiving in the same game.
- DE Darius Robinson has a sack in seven-straight games and is third in the SEC with 7.5 this season.
- Attendance is up 10.4% from 2022, a mark which leads the SEC and ranks among the Top 11 Power 5 teams.

The University of Missouri Strategic Communications Office is ready to assist you in to make the experience of covering MU Athletics productive and rewarding.

UNIVERSITY OF MISSOURI ATHLETICS
Mizzou Arena • Suite 200
One Champions Drive • Columbia, MO 65211-3110

Press Box Phone..... 573-882-7311
Website .....MUTigers.com

Ryan Koslen.....Senior Associate AD/Football Contact
513-497-3132.....koz@missouri.edu
Eric Doennig .....Associate Director/Secondary Contact
417-430-6680.....ericdoennig@missouri.edu

CREDENTIALS
Media credentials should be requested by Tuesday of game week via www.sportssystems.com/clients/seccredentials. To make specific arrangements for credential pick-up, please contact Ryan Koslen (koz@missouri.edu). Photographers and videographers are required to wear disposable vests while on the field. Vests are distributed via Media Will Call at Gate 5W starting three hours out and until kickoff.

SIDELINE PASSES
Mizzou Athletics follows NCAA guidelines regarding media representatives on the sidelines. Photographers and videographers are permitted to shoot between the 25-yard lines and the goal lines on both sidelines and behind the restraining line in the end zone.

ON THE WEB
Information on the Mizzou football team is available at www.MUTigers.com. To receive the MU updates via email, please send a request to Ryan Koslen (koz@missouri.edu). Information on the Southeastern Conference is available through the league's web site at www.SECSports.com.

TIGER TALK RADIO SHOW
The hour-long program airs weekly through the season from Bud's Classic BBQ (304 S Ninth Street 65201. Shows run from 7-8 p.m. CT on Tuesdays. Hosted by Mike Kelly, each show will include segments with head coach Eliah Drinkwitz, an assistant coach and a student-athlete. Fans can find it on KTGR 105.1 FM/KTGR 1580 AM with live video via Mizzou Athletics' Facebook page.

PRACTICE
Practice is generally closed. During a typical Saturday game week, media will have a practice viewing window on Tuesdays. Unless otherwise noted, still and television photographers will be allowed to shoot stretching and the first 4-6 periods. Contact Ryan Koslen (koz@missouri.edu) to confirm days and times.

MOBILE APP
The Mizzou Tigers app for iPhone, iPad and Android devices offers fans a wide variety of information on the Tigers. The free app is available in the App Store and Google Play and required to receive digital parking.

WEEKLY PRESS CONFERENCE
Head Coach Eliah Drinkwitz will be available to the media every Tuesday at noon CT during the season with the exception of MU's bye week. Drinkwitz's press conferences will take place in the SEZ Defensive Meeting Room. Players will be made available following Coach Drinkwitz in the Show Me Club. Please make any player requests before 10 a.m. CT on Mondays.

SEC TELECONFERENCE
The 14 SEC coaches will feature on a weekly teleconference each Wednesday from 10 a.m.-12:30 p.m. (CT).

TIME	COACH	SCHOOL
10:00 a.m.	Brian Kelly	LSU
10:10 a.m.	Kirby Smart	Georgia
10:20 a.m.	Billy Napier	Florida
10:30 a.m.	OPEN	
10:40 a.m.	Sam Pittman	Arkansas
10:50 a.m.	Josh Heupel	Tennessee
11:00 a.m.	Nick Saban	Alabama
11:10 a.m.	Shane Beamer	South Carolina
11:20 a.m.	***Eliah Drinkwitz***	Missouri
11:30 a.m.	Jimbo Fisher	Texas A&M
11:40 a.m.	Mark Stoops	Kentucky
11:50 a.m.	Zach Arnett	Mississippi State
12:00 p.m.	Lane Kiffin	Ole Miss
12:10 p.m.	Hugh Freeze	Auburn
12:20 p.m.	Clark Lea	Vanderbilt

PRESS BOX
The Memorial Stadium / Faurot Field press box is located on the sixth floor of the west side of the stadium. On game days, the facility opens to the working media three hours prior to kickoff. The space is accessible using the elevator at Gate 5W. Mizzou Athletics will provide a meal, drinks and snacks during the game.

POSTGAME
Postgame interviews with Mizzou head coach Eliah Drinkwitz and student-athletes will be held in SEZ defensive meeting room following a brief cooling-off period. Any in-game interviews and postgame interviews on the field are prohibited. Visiting team post-game media availability is at the direction of the visiting communications staff. The visiting team post-game interview room is in the SE corner tunnel (labeled 020), across from the visiting locker room.

MEDIA PARKING
Media parking is located at Tiger Ave. Parking Structure (TAPS), at the corner of Tiger Ave. and Hospital Dr. The main entrance is on the east side of the building, directly across from the children's ER entrance. Parking passes will be digitally distributed whenever possible.

MEDIA WILL CALL
Game day, media will call is located at Gate 5W, on the west side of the stadium. Home game credentials are typically ready for pickup at the south entrance of Mizzou Arena, Fridays 9 a.m.-4:30 p.m. CT. To make specific arrangements for credential pick-up, please contact Ryan Koslen (koz@missouri.edu).

JUST THE FACTS

GENERAL
Location ..... Columbia, Mo.
Founded 1839
Enrollment..... 31,121
Nickname .....Tigers
Colors..... Black & Gold
Mascot..... Truman the Tiger
Stadium..... Faurot Field/Memorial Stadium (1926)
Capacity / All-Time Record ..... 62,621 / 324-197-19
Surface..... Artificial (AstroTurf, July, 2021)
Affiliation ..... NCAA FBS
Conference .....Southeastern (East Division)
Chancellor .....Dr. Mun Y. Choi
Director of Athletics.....Desireé Reed-Francois
Faculty Athletic Rep .....Pamela Bruzina
Official Website .....MUTigers.com

HISTORY
First Year of Football 1890
Post NCAA action, overall record.....702-588-52
Pre NCAA action, overall record.....709-590-52
No. of Bowl Appearances (Record) 35 (15-20)
Last Bowl Appearance..... Dec. 23, 2023 (Gasparilla)
Result..... Lost 27-17 to Wake Forest

Due to NCAA action, MU vacated five wins from the 2015 season (5-7 overall, 1-7 SEC) and four wins from the 2016 season (4-8 overall, 2-6 SEC).

TEAM INFORMATION
2022 Record.....6-7
SEC Record / Finish..... 3-5 / T4th
Offense / Defense:..... Multiple / Multiple
Starters Returning (18).....9 (O) / 8 (D) / 1 (ST)
Starters Lost (8).....2 (O) / 3 (D) / 3 (ST)

COACHING STAFF
Head Coach ..... Eliah Drinkwitz
Alma Mater ..... Arkansas Tech, '04
Record at MU/Year 26-21/4
Career Record/Year 38-22/5
Football Office Phone .....(573) 882-2214
X ..... @CoachDrinkwitz
Best time to reach coach .....Contact SID
Asst. Head Coach/Cornerbacks.....Al Pogue
Defensive Coordinator / Safeties .....Blake Baker
Offensive Coordinator / Quarterbacks ..... Kirby Moore
Co-DC / LBs / Recruiting Coordinator ..... DJ Smith
Special Teams Coordinator / Tight Ends..... Erik Link
Defensive Line / Interior ..... Al Davis
Offensive Line..... Brandon Jones
Running Backs.....Curtis Luper
Wide Receivers..... Jacob Peeler
Defensive Line / Edge..... Kevin Peoples

collegepressbox
SINCE 2005 EVERYTHING BUT THE PREGAME MEAL

collegepressbox is the official media website for Division I football. Access and download game notes, quotes, statistics, media guides, headshots, logos and more for all FBS schools, conferences, postseason games, awards and the College Football Playoff. For access, please register for an account at collegepressbox.com/register.

SERIES BUSINESS - ARKANSAS

SERIES INFORMATION

Series Record.....MU leads 9-4
In SEC games.....MU leads 6-2
In Columbia, Mo. .....MU leads 5-1
In Fayetteville, Ark. .....UA leads 2-1
at Neutral Site.....MU leads 3-2
Most MU points 50, 2020
Most UA points 48, 2020
Combined points.....98 (MU 50-49 in 2020)
Biggest MU win.....38 (38-0 in 2018)
Biggest UA win.....25 (28-3 in 2015)
Current streak.....MU won 1

LAST 10 RESULTS

Year	Site	Score	Winner
2008	Dallas^	38-7	Mizzou
2014	Columbia	21-14	Mizzou
2015	Fayetteville	28-3	Arkansas
2016	Columbia*	28-24	Mizzou
2017	Fayetteville	48-45	Mizzou
2018	Columbia	38-0	Mizzou
2019	Little Rock	24-14	Mizzou
2020	Columbia	50-48	Mizzou
2021	Fayetteville	34-17	Arkansas
2022	Columbia	29-27	Mizzou

*^Cotton Bowl (2007 season); *MU win vacated due to NCAA sanctions*

OH CAPTAIN, MY CAPTAIN

- Mizzou will have six permanent captains during the 2023 season, including four players who filled the same role last fall: LB Chad Bailey, QB Brady Cook, OL Javon Foster, and DL Darius Robinson. First-time captains RB Cody Schrader and LB Ty'Ron Hopper were also chosen for the honor.

LAST TIME OUT - MIZZOU 33, FLORIDA 31

- PK Harrison Mevis kicked a 30-yard field goal with five ticks left to lift Missouri to a 33-31 victory over Florida.
- Mevis' kick, the fourth of the game for the most prolific kicker in Mizzou history, capped a late scoring drive engineered by QB Brady Cook in the game's final 1:36.
- Facing 4th-and-17 at the MU 33-yard line with 38 seconds left, Cook found WR Luther Burden III for 27 yards to the Florida 40, then hit WR Mekhi Miller for 11 yards and WR Mookie Cooper for 16 more to the UF 13 to set up Mevis's game winner.
- It looked like the Tigers had salted the game away earlier in the fourth quarter, when DL Kristian Williams recovered a fumble at the Missouri 19-yard line.
- Two plays later, Cook completed a short pass to WR Theo Wease Jr., who sprinted 77 yards to the end zone on MU's longest play of the season that made the score 30-21 with 13:14 to play.
- But UF narrowed the MU lead to 30-28 with a 75-yard drive ending with a Trevor Etienne nine-yard TD run.
- The Gators forced Missouri to punt, and Max Brown ran 27 yards to set up a Trey Smack 35-yard field goal that gave Florida a 31-30 lead.
- Missouri led 13-7 at halftime on two Mevis FGs and a 42-yard TD run by RB Cody Schrader, who had 123 rushing yards in the first two quarters and finished the game with 23 carries for 148 yards.
- After throwing for just 56 yards in the first half, Cook threw for 275 in the second. For the game, he completed 20-of-34 passes for 331 yards.
- Burden caught nine passes for 158 yards, upping his season receiving yardage total to 1,152.
- LBs Chuck Hicks and Triston Newson led the MU defense, each recording career highs of nine stops.

TIL FURTHER NOTICE

- LB Chad Bailey will miss the rest of the season due to a core injury suffered early in camp. The senior captain was limited to five games this season with 17 tackles.

ARKANSAS AT A GLANCE

- Missouri has dominated its series with Arkansas, winning 8/10 meetings dating back to the Tigers' 38-7 rout in the Cotton Bowl on Jan. 1, 2008.
- In spite of the lopsided record in favor of Mizzou, the Tigers have claimed several close victories over the Razorbacks since joining the SEC in 2012. Including its vacated 2016 win in Columbia, MU has picked up wins decided by seven points or less in five of its seven victories in the series over the same stretch.
- In their eight wins over Arkansas since the 2007 season, the Tigers have averaged 34.5 points per contest, while allowing an average of just 17.9.

SENIOR SALUTE

- Twenty-seven seniors were honored prior to their final contest at home vs. UF — Kris Abrams-Draine, Chad Bailey, JC Carlies, Joseph Charleston, Mookie Cooper, Xavier Delgado, Javon Foster, Nyles Gaddy, Realus George Jr., Caimin Hayes, Shawn Hendershot, Ty'Ron Hopper, Peanut Houston, Jayden Jernigan, Marcellus Johnson, Josh Landry, Micah Manning, Harrison Mevis, Nate Peat, Bence Polgar, Ennis Rakestraw Jr., Darius Robinson, Cody Schrader, Tyler Stephens, Ben Straatmann, Theo Wease Jr. and Riley Williams.

TRIPLE THREAT

- QB Brady Cook and WR Luther Burden III recently went over the 3,000-yard passing and 1,000-yard receiving plateaus vs. Florida, joining RB Cody Schrader, who passed the 1,000-yard rushing Rubicon vs. Tennessee.
- Only three NCAA FBS teams can claim the 3,000-1,000-1,000 combo at this point in the campaign - Mizzou, LSU and Oregon.

IT WORKS 59% OF THE TIME — ALL THE TIME

- Mizzou has scored within the last two minutes of a half in 13 of 22 total opportunities this season, including game-winning drives vs. K-State and Florida.

MATCHING THEM UP

MISSOURI (9-2, 5-2 SEC)

TEAM STATISTICS	MIZ	OPP
Points/Game	32.8	3.1
First Downs	247	209
Rushing/Game	161.4	124.8
Passing/Game	288.2	233.5
Total Offense/Game	449.5	358.3
Fumbles-Lost	7-2	15-4
Pen./Yds per Game	79/54.9	82/61.0
Time of Possession	30:02	29:57

INDIVIDUAL LEADERS

RUSHING	Att	Net	Avg	TD	YPG
Schrader	220	1272	5.8	12	115.6
Peat	68	288	4.2	2	28.8

PASSING	C-A-I	Pct.	Yds	TD	YPG
Cook	221-330-6	.670	3077	18	279.7

RECEIVING	Rec	Yds	Avg	TD	YPG
Burden III	77	1142	14.8	8	103.8
Wease Jr.	44	624	14.2	6	56.7

DEFENSE	U-A-TT	TFL	Sck.	Int.	PBU
Charleston	38-20-58	0.5	0.0	0	4
Hopper	36-19-55	6.0	3.0	0	3

ARKANSAS (4-7, 1-6 SEC)

TEAM STATISTICS	UA	OPP
Points/Game	27.7	26.1
First Downs	195	209
Rushing/Game	140.1	145.0
Passing/Game	195.6	211.0
Total Offense/Game	335.7	356.0
Fumbles-Lost	18-5	11-5
Pen./Yds per Game	69/55.2	58/40.9
Time of Possession	30:55	29:05

INDIVIDUAL LEADERS

RUSHING	Att	Net	Avg	TD	YPG
Jefferson	159	432	2.7	2	39.3
Green	63	312	5.0	2	28.4

PASSING	C-A-I	Pct.	Yds	TD	YPG
Jefferson	188-294-8	.639	2105	19	191.4

RECEIVING	Rec	Yds	Avg	TD	YPG
Armstrong	52	724	13.9	4	65.8
TeSlaa	32	317	9.9	2	28.8

DEFENSE	U-A-TT	TFL	Sck.	Int.	PBU
Thomas	38-49-87	6.5	3.5	0	2
Paul Jr.	25-42-67	5.5	2.0	0	1

NCAA TEAM RANKINGS

CATEGORY	MIZ	UA
Total Offense	19	99
Rushing Offense	66	88
Passing Offense	19	99
Team Passing Efficiency	15	46
Scoring Offense	31	64
Total Defense	48	47
Rushing Defense	35	56
Passing Yards Allowed	79	42
Team Passing Effic. Def.	83	101
Scoring Defense	45	65
Turnover Margin	29	29
3rd Down Conversion Pct	23	76
4th Down Conversion Pct	58	40
3rd Down Conversion Pct Def.	63	55
4th Down Conversion Pct Def.	114	23
Red Zone Offense	1	15
Red Zone Defense	35	102
Net Punting	55	42
Punt Returns	45	17
Kickoff Returns	81	26
First Downs Offense	29	102
First Downs Defense	50	50
Fewest Penalties Per Game	114	82
Time of Possession	65	43

CLIMBING THE CHARTS

- MU is ranked ninth in the latest College Football Playoff poll, the highest CFP ranking in program history and the first appearance in the Top 10 of any national poll since the end of the 2013 campaign when the Tigers finished the season at No. 5 in both the Associated Press and Coaches' polls.

UNDER PRESSURE

- One of the bigger reasons for the Tigers' 9-2 mark is its ability to close out one-score games.
- Coming off a 2022 season where they were 2-4 in one-score games, MU is 4-0 in one-score contests this season, most recently knocking off Florida 33-31.

YOUTH OF THE NATION

- Freshman TE Brett Norfleet has worked his way into the starting lineup in each of MU's last five games.
- Against Florida, he caught three balls on three targets for a career-best 43 yards and had 35 yards after the catch and a long reception of 16 yards.
- His efforts show up in other ways, like blocking for Cody Schrader's 148-yard rushing effort and helping the office average 5.5 yards per rush and 7.6 yards per play against the Gators.
- Mizzou has topped the 500-yard mark for total offense five times, including four during SEC play.

NINE FOR NINE

- Missouri's 9-2 start this season represents the ninth time in program history - and the first since 2014 - the Tigers have reached the nine-win mark.

MIZZOU NINE-WIN SEASONS

YEAR	W-L	NOTES
2023	**9-2**	**TBD**
2014	11-3	SEC East/Citrus Bowl
2013	12-2	SEC East/Cotton Bowl
2010	10-3	Big 12 North/Insight Bowl
2008	10-4	Alamo Bowl
2007	12-2	Big 12 North/Cotton Bowl
1969	9-2	Big 8/Orange Bowl
1960	11-0	Big 8/Orange Bowl
1899	9-2	--

ANOTHER BRICK IN THE WALL

- Missouri's defense has played a starring role in the Tigers' 9-2 start, including shutdown performances in four of MU's five SEC victories.
- Mizzou blanked a high-powered Tennessee (Nov. 11) offense in the second half of a dominant 36-7 victory
- The MU defense actually outscored the UT offense after intermission, getting a DB Daylan Carnell pick six to cap the second-half shutout of the Vols.
- Against South Carolina (Oct. 21), the Tiger 'D' recorded a season-high six sacks while holding the Gamecocks to four field goals on the day.
- Mizzou ranks fourth in the SEC in red zone defense (81.08%) and fifth in the league in sacks (30).
- The defense came up big at No. 23 Kentucky (Oct. 14), locking down the Wildcat offense over the final three periods to help MU secure the 38-21 victory. The Mizzou D held the Wildcats to just 149 yards and seven points over the final 45 minutes.
- MU's defense has been particularly impressive against the run; MU ranks 35th in the FBS in rush defense, allowing just 125.1 ypg.
- The Tigers allowed a season-low 41 rushing yards to Vanderbilt on Sept. 30 and didn't allow a 100-yard rusher until Week 6 vs. LSU.
- The Mizzou pass rush has produced 30 sacks through 11 contests, including at least one sack in seven consecutive games by DL Darius Robinson.
- DB Kris Abrams-Draine leads the SEC and ranks third in the nation in passes defended (1.5 per game), including a career-high four interceptions.

AWARDS SEASON

- As the regular season winds down several Tigers are receiving consideration for national awards:
- Head Coach Eli Drinkwitz (Paul 'Bear' Bryant Coach of the Year Award, Dodd Trophy).
- Assistant Coach Kevin Peoples (Broyles Award).
- RB Cody Schrader (Burlsworth Trophy finalist).
- QB Brady Cook (Davey O'Brien Award semifinalist).
- WR Luther Burden III (Maxwell Award and Belitnikoff Award semifinalist).
- LB Ty'Ron Hopper (Butkus Award semifinalist).
- CB Kris Abrams-Draine (Bednarik Award and Thorpe Award semifinalist).
- Offensive Line (Joe Moore Award semifinalist)

MIZZOU 'O' ON A ROLL

- Missouri's offense has been a model of consistency, topping the 30-point barrier for the ninth time this season Saturday vs. Florida.
- The Tigers are averaging 32.8 points per contest, which ranks sixth in the SEC and 31st nationally.
- Mizzou has reached the 500-yard mark for total offense on five occasions this season and currently ranks 19th nationally in total yards per game (449.5).
- Mizzou's passing attack ranks fifth in the SEC, averaging 288.2 yards per outing.

RANKING THE OFFENSE

CATEGORY	TOTAL	SEC	FBS
Red Zone Offense %	0.979	1st	1st
Fumbles Lost	2	2nd	6th
Turnovers Lost	9	3rd	9th
Passing YPC	14.09	4th	17th
Total Offense YPG	449.5	4th	19th
First Downs Offense	247	4th	29th
Sacks Allowed PG	1.82	4th	56th
Team Pass. Eff.	160.7	5th	15th
Completion %	0.666	5th	18th
Passing Offense YPG	288.2	5th	19th

IN THE ZONE

- Mizzou's offense has been nearly unstoppable in the red zone this season, converting 43 consecutive scoring opportunities inside the opponent's 20-yard line, dating back to the season opener vs. South Dakota (Aug. 30).
- The Tigers lead the nation in red zone offense, converting 97.9% (47-of-48) of their opportunities this season.
- Mizzou has reached the end zone in 29 of those 48 chances, scoring 18 rushing TDs and 11 passing TDs, in addition to 18 field goal conversions.
- Conversely, the MU defense ranks fourth in the SEC in red zone defense (81.1%), stopping the opposition on 7-of-37 trips to date.

TRAVELIN' BAND

- The Tigers were joined by 38 newcomers in the offseason, including 23 true freshmen and 15 transfers. Division I transfers include: Austin Firestone (Northwestern), Nyles Gaddy (Jackson State), Jake Garcia (Miami, Fla.), Dannis Jackson (Ole Miss), Cam'Ron Johnson (Houston), Marcellus Johnson (Eastern Michigan), Tre'Vez Johnson (Florida), Joe Moore III (Arizona State), Nasir Pogue (Troy), Theo Wease Jr. (Oklahoma), Riley Williams (Towson) and Sidney Williams Sr. (Florida State). Division II transfers include Ben Straatmann (Missouri S&T) and Trey Flint (Ouachita Baptist). Dylan Laible (Hutchinson CC), Triston Newson (Northeast Mississippi CC) arrived in Columbia from the JUCO ranks.

SOMEBODY'S WATCHING US

- Several Tigers were tabbed for awards watch lists with more added as the season continues.
  - Kris Abrams-Draine ..... Bednarik, Nagurski
  - Luther Burden III ..... Biletnikoff, Maxwell
  - Brady Cook... Campbell, Manning, Maxwell, O'Brien
  - Javon Foster..... Lombardi, Outland
  - Realus George Jr. ..... Wuerffel
  - Ty'Ron Hopper ..... Bednarik, Butkus, Nagurski
  - Harrison Mevis..... Lou Groza

THE BEST IS YET TO COME

- Mizzou was picked to finish sixth in the SEC East by the media heading into the 2023 season.
- Tigers Kris Abrams-Draine, Javon Foster, Ty'Ron Hopper, Harrison Mevis and Darius Robinson were named to the media's preseason All-SEC teams.
- In the coaches' version of All-SEC preseason honors, a total of six Tigers earned spots on the recognition list:
  - DB Kris Abrams-Draine - second team
  - WR Luther Burden III - third team
  - OL Javon Foster - second team
  - LB Ty'Ron Hopper - third team
  - K Harrison Mevis - second team
  - DL Darius Robinson - third team

THE AUTUMN WIND

- Sixteen Tigers dot NFL rosters entering the season, including rookies DJ Coleman and Isaiah McGuire.

NAME	TEAM	POS
Tyler Badie	Denver (PS)	RB
Joshuah Bledsoe	New England (PS)	S
Nick Bolton	Kansas City	LB
Larry Borom	Chicago	OT
T. Colon-Castillo	Arizona	C
DJ Coleman	Jacksonville (PS)	LB
Jordan Elliott	Cleveland	DL
Akayleb Evans	Minnesota	CB
Blaine Gabbert	Kansas City	QB
Markus Golden	Pittsburgh	LB
Charles Harris	Detroit	DL
Drew Lock	Seattle	QB
Connor McGovern	New York Jets	C
Isaiah McGuire	Cleveland	DE
Mitch Morse	Buffalo	C
Albert Okwuegbunam	Philadelphia	TE

WE ARE FAMILY

- This year's roster includes eight Tigers who followed in family footsteps to play for MU.

Brother Played at Mizzou

- Joshua Manning - Micah (WR, 2022-)
- Micah Manning - Joshua (WR, 2023-)
- Nate Norris - Will (LB, 2020-)
- Will Norris - Nate (LB, 2022-)

Father Played at Mizzou

- Tyson Ellison - Atiyyah (DL, 2002-04)
- Marquis Johnson - Domonique (DB, 2004-06)
- Joe Moore III - Joe Jr. (RB, 1967-70)
- Nasir Pogue - Al (Asst. HC, 2022-)

Staff Members Who Played at Mizzou

- Evan Boehm - Recruiting/Player Relations (OL, 2012-15)
- Atiyyah Ellison - Director, Alumni/Relations (DL, 2002-04)
- Brock Olivo - Special Teams Analyst (RB, 1994-97)

ZOU TO THE LOU

- University of Missouri football is headed back to St. Louis for the first time since 2010.
- The game against Memphis, scheduled for Sept. 23, 2023 at Liberty Bowl Memorial Stadium, will be played in St. Louis at The Dome at America's Center (66,965).
- The Tigers last played in St. Louis in 2010, a 23-13 win over Illinois in the Arch Rivalry Series, which ran from 2002-10. Mizzou went 6-0 in that series.

LOOK ALIVE, SUNSHINE

- Mizzou's 2024 schedule looks different as the SEC adds Oklahoma and Texas and eliminates divisions.

2024 FOOTBALL SCHEDULE

DAY	DATE	OPPONENT
Saturday	Aug. 31	**MURRAY STATE**
Saturday	Sep. 7	**BUFFALO**
Saturday	Sept. 14	**BOSTON COLLEGE**
Saturday	Oct. 12	at UMass
TBA	TBA	**VANDERBILT** *
TBA	TBA	**AUBURN** *
TBA	TBA	**OKLAHOMA** *
TBA	TBA	**ARKANSAS** *
TBA	TBA	@ Alabama *
TBA	TBA	@ South Carolina *
TBA	TBA	@ Texas A&M *
TBA	TBA	@ Mississippi State *

*Home Games in **BOLD CAPS**; * - Southeastern Conference Game*

TIGERS IN THE POLLS

- Mizzou checked in at a 2023 peak position of No. 10 in this week's US LBM Coaches and AP polls.
- Additionally, MU attained its highest all-time position in the College Football Playoff rankings, moving up to No. 9 in last week's edition of the ratings.
- This week marks the Tigers' ninth consecutive week in at least one top 25 poll this season.
- The current streak (9) is the longest since the Tigers closed 2013 with 11 consecutive weeks in the AP poll.
- Mizzou's No. 10 position in this week's AP and coaches polls represented its highest rank in either major poll since closing the 2013 season ranked fifth by the AP.
- Mizzou is 21-10 (.677) as a ranked team during the SEC era (2012-present).

IF YOU BUILD IT, THEY WILL COME

- Mizzou drew 421,184 fans through the Memorial Stadium turnstiles, the fifth-best single-season mark in history and best since 456,996 fans in 2014.
- Attendance rose 10.4% from 2022 (381,677) and 29.4% from 2021 (325,614).
- The Tigers sold out the final five home contests of the season and averaged 60,169 fans per game.
- Five consecutive sellouts is the most since 1980.

RK	YEAR	FANS
1.	2012	472,333
2.	2014	456,996
3.	2013	444,532
4.	1981	432,511
5.	2023	421,184
6.	1979	419,202
7.	1980	405,611
8.	1978	394,469
9.	2006	391,424
10.	2015	390,720
11.	2008	387,120
12.	2009	384,719
13.	2022	381,677

DETROIT ROCK CITY

- DE Darius Robinson has turned in a dominant stretch up front for the Mizzou defense, logging a sack in seven consecutive games (Sept. 23-Nov. 18).
- The graduate student from Detroit notched hiked his season total to a career-best 7.5 sacks on Saturday vs. Florida, finishing the day with five stops, 2.0 TFLs, a sack and a QB hurry. Robinson is tied for 19th on the Tigers' single-season sack list.
- Robinson, who has 12.0 career sacks is tied for 25th all-time at Mizzou, registered a career night at No. 23 Kentucky, finishing with a career-best 2.0 sacks, 2.5 TFLs and six tackles to earn SEC Defensive POTW.
- Robinson, also tabbed by the Reese's Senior Bowl as its co-defensive oitw, logged his first multiple sack game as a Tiger to help Mizzou hold UK to seven points and 149 yards of offense over the final three periods.

FANCY LIKE

- CB Kris Abrams-Draine ranks second in the nation in passes defended (1.5 per game) and 11th in INTs (4).
- The junior recorded his fourth interception of the season at Kentucky (Oct. 14) to eclipse his previous single-season high of three picks (2021).
- Earlier this season, KAD became the first Tiger defender to log an interception in three consecutive games since Aarion Penton accomplished the feat during the 2015 and 2016 seasons.
- Against Memphis, Abrams-Draine turned in a team-leading seven tackles - and his 100th career stop - including a TFL, INT and PBU.

RANKING ABRAMS-DRAINE IN 2023

CATEGORY	TOTAL	SEC	FBS
Passes Defended PG	1.5	1st	3rd
Interceptions	4	2nd	11th
Interceptions PG	0.4	2nd	14th

AIN'T IT FUN?

- Mizzou faces one of the nation's toughest schedules.
- Entering the season, MU ranked No. 5 for toughest opponent win percentage, according to Phil Steele.
- Opponents include four ranked teams, seven teams with winning records, eight teams near the six-win bowl threshold and South Dakota, the No. 3 seed in the NCAA FCS Playoffs.

CAN I GRADUATE?

- Chase 2 Dreams is a mantra for the Mizzou Football program - preparing players for a life in football and one after football. The 2023 roster features 20 student-athletes with undergraduate degrees.
- These 20 earned the honor to wear the SEC Graduate patch on the front of their jerseys:
  - Chad Bailey, Devyn Butler, Joseph Charleston, Brady Cook, Xavier Delgado, Trey Flint, Javon Foster, Realus George Jr., Chuck Hicks, Jay Jernigan, Cam'Ron Johnson, Marcellus Johnson, Joshua Landry, EJ Ndoma-Ogar, Nathanial Peat, Bence Polgar, Darius Robinson, Cody Schrader, Ben Straatmann and Theo Wease Jr.

HERE, THERE AND EVERYWHERE

OPPONENT	TIME	TV	LENGTH	HALF	FINAL	COIN TOSS	KICKOFF/ RECEIVE	1ST MU POSS.	1ST OPP. POSS.	HELMET	JERSEY	PANTS
SOUTH DAKOTA	7 p.m.	SECN	3:27	MU 28-3	MU 35-10	W	Receive	Punt	Punt	Black	Black	Black
MTSU	6 p.m.	SECN+	3:19	MU 10-7	MU 23-19	L	Receive	Punt	Punt	White	Black	Black
KANSAS STATE	11 a.m.	SECN	3:28	MU 17-14	MU 30-27	L	Kick	TD	TD	Gold	Black	Black
vs. Memphis	6:30 p.m.	ESPNU	3:20	MU 17-10	MU 34-27	W	Kick	TD	Punt	Black	Gold	Black
@ Vanderbilt	3 p.m.	SECN	3:19	MU 17-7	MU 38-21	W	Kick	FG	Punt	Gold	White	White
LSU	11 a.m.	ESPN	3:44	MU 25-17	LSU 49-39	L	Kick	TD	Punt	Black	Black	White
@ Kentucky	6:30 p.m.	SECN	3:33	MU 17-14	MU 38-21	W	Receive	Punt	TD	Gold	White	Gold
SOUTH CAROLINA	2:30 p.m.	SECN	3:15	MU 24-3	MU 34-12	L	Receive	Punt	Missed FG	Gold	Gold	Black
@ Georgia	2:30 p.m.	CBS	3:12	Tied 10-10	UGA 30-21	W	Kick	TD	FG	White	White	Black
TENNESSEE	2:30 p.m.	CBS	3:15	MU 13-7	MU 36-7	L	Receive	INT	Punt	Black	Black	Black
FLORIDA	6:30 p.m.	ESPN	3:42	MU 13-7	MU 33-31	L	Receive	FG	TD	Black	Black	Black
@ Arkansas	3 p.m.	CBS										



3,000 YARDS PASSING

12 BRADY COOK

3,077 YDS

1,500 YARDS RUSHING

7 CODY SCHRADER

1,272 YDS

NEEDS: 228 YDS



1,000 YARDS RECEIVING

3 LUTHER BURDEN III

1,142 YDS

3,000 - 1,500 - 1,000

- Mizzou is on the cusp of a first-time milestone with a 3,000-yard passer, 1,500-yard rusher and 1,000-yard receiver in the same season. RB Cody Schrader needs 228 yards rushing for 1,500 while QB Brady Cook and WR Luther Burden III have eclipsed 3,000-yards passing and 1,000-yards receiving, respectively.
- The 3,000-1,000-1,000 mark has occurred three previous times in program history — 2007, 2008 and 2016, but MU has never had a 3,000-yard passer, 1,500-yard rusher and 1,000-yard receiver in the same year.

2023: Brady Cook (3,077 passing), Cody Schrader (1,272 rushing), Luther Burden III (1,142 receiving)

2016: Drew Lock (3,125 passing), Damarea Crockett (1,062 rushing), J'Mon Moore (1,082)

2008: Chase Daniel (4,335 passing), Derrick Washington (1,036 rushing), Jeremy Maclin (1,260 receiving)

2007: Chase Daniel (4,306 passing), Tony Temple (1,039 rushing), Jeremy Maclin (1,055 yards)

MILESTONE WATCH ^

CAPTAIN CODY

- RB Cody Schrader has put together a historic final season in Black & Gold, including a performance of superhero proportions vs. Tennessee (Nov. 11).
- The Tigers co-captain turned in a 321-yard afternoon against the Vols, during which Schrader became the first player in Mizzou - and SEC - history to rush for 200 yards and record 100 receiving yards in the same game.
- That effort marked the sixth 200-yard rushing performance of Schrader's career, with each of his five previous games coming during the 2021 season for Truman State.
- Schrader moved up to No. 6 on the Tigers' single-season rushing chart last week with his 148-yard night vs. Florida. He needs just 29 yards to match Brad Smith's 2005 season total (1,301) in the No. 5 spot.
- Schrader also topped the 5,000 rushing yard plateau for his career (Truman State and Mizzou combined) Saturday vs. Florida.
- The sixth-year senior currently leads the SEC and ranks seventh nationally in rushing, averaging 115.6 yards per outing. He also paces the conference - and ranks 12th in the FBS - in all-purpose yardage (133.0 ypg), this season.

MIZZOU SINGLE-SEASON RUSHING YARDS

NO.	PLAYER	YEAR	ATT.	YARDS
1.	Tyler Badie	2021	268	1,604
2.	Devin West	1998	283	1,578
3.	Brad Smith	2003	212	1,406
4.	Joe Moore	1969	260	1,312
5.	Brad Smith	2005	229	1,301
6.	**Cody Schrader**	**2023**	**220**	**1,272**
7.	Larry Rountree III	2018	225	1,216
8.	Henry Josey	2011	145	1,168
9.	Henry Josey	2013	174	1,166
10.	Zack Abron	2003	219	1,155

- Since 1992, 14 of the SEC's season rushing leaders played on 10-win teams. Of those 14, 10 finished in the top 10 of Heisman Trophy voting, including eight in the top five and four winners: Mark Ingram, Cam Newton, Johnny Manziel and Derrick Henry.

SCHRADER BY THE NUMBERS

1 — Players in SEC history with 200 yards rushing, 100 yards receiving in the same game (vs. UT).

1 — Players in Mizzou history with 100 yards rushing, 100 yards receiving in the same game.

10 — Players in FBS history with 200 yards rushing, 100 yards receiving in the same game.

321 — Schrader's all-purpose yards/yards from scrimmage vs. Tennessee. That's the most all-purpose yards for any FBS player this season in a single game.

205 — Schrader's rushing yards against Tennessee. Only two SEC players have rushed for more yards in a game this season.

2 — Mizzou players in team history with more all-purpose yards than Schrader's 321 vs. UT: Jeremy Maclin (360) vs. Kansas State in 2007; and Devin West (333) vs. Kansas in 1998.

1,272 — Schrader's SEC-leading rushing total.

2,017 — Schrader's Mizzou career rushing total, which ranks 19th in program history (in just 24 total games as a Tiger).

6 — Schrader's season rushing yardage rank in team history — with two games to play. He's 29 yards out of fifth place (Brad Smith, 1,301 in 2005).

1 — Players since the 2020 season to rush for 100 yards against Georgia: Schrader, 112 yards.

447 — Schrader's rushing total in the fourth quarter of games this season.

8 — Schrader's consecutive games with a rushing touchdown.

4 — Schrader's current streak of onsecutive games rushing for 100+ yards - the most by a Tiger RB since Henry Josey in 2011.

HE IS HIM

- WR Luther Burden III notched his name in the Mizzou annals Saturday vs. Florida, becoming just the eighth Tiger in program history - and the first since J'Mon Moore in 2017 - to eclipse the 1,000-yard mark for receiving yardage in a season after his 158-yard performance.
- Burden's effort vs. UF marked his sixth 100-yard game of the season.
- The St. Louis product's season total of 1,142 receiving yards ranks third overall in the SEC, while his 77 receptions rank second.
- Burden's yardage total for the year ranks fourth all-time on MU's single-season list, trailing only Danario Alexander (1,781), Jeremy Maclin (1,260) and Victor Bailey (1,210).
- Additionally, he moved into a tie for seventh on the Tigers' single-season receptions list (77), matching Bud Sasser's 2014 season total with his nine-catch night Saturday vs. Florida.
- Burden turned in a noteworthy start to the 2023 season, logging five consecutive 100-yard receiving performances (Sept. 9-Oct. 7).
- The only Missouri receiver to previously exceed that feat was Danario Alexander, who recorded six straight 100-yard performances in 2009.
- Burden also registered seven straight games with seven receptions or more, extending to the final game of the 2022 season.
- His 11 catches vs. LSU (Oct. 7) matched a career high, equaling his total from the previous week at Vandy.

MIZZOU SINGLE-SEASON RECEIVING YARDS

NO.	PLAYER	YEAR	REC.	YARDS
1.	Danario Alexander	2009	113	1,781
2.	Jeremy Maclin	2008	102	1,260
3.	Victor Bailey	1992	75	1,210
4.	**Luther Burden**	**2023**	**77**	**1,142**
5.	J'Mon Moore	2017	65	1,082
6.	Justin Gage	2002	82	1,075
7.	Jeremy Maclin	2007	80	1,055
8.	T.J. Moe	2010	92	1,045
9.	J'Mon Moore	2016	62	1,012
10.	Bud Sasser	2014	77	1,003

RANKING BURDEN IN 2023

CATEGORY	TOTAL	SEC	FBS
Receptions PG	7.0	2nd	10th
Receiving Yards	1,142	3rd	8th
Receiving YPG	103.8	3rd	8th
Receiving TDs	8	3rd	24th
All-Purpose YPG	110.27	6th	40th

NOW WE'RE COOKIN'

- QB Brady Cook logged another impressive performance in the victory over Florida (Nov. 18), completing 20-of-34 passes for 331 yards and a touchdown.
- Cook registered his fifth 300-yard passing game and his ninth 200-yard performance of the season.
- Saturday's effort marked the 19th 200-yard game of his Mizzou career, surpassing Jeff Handy (1991-94), Brad Smith (2002-05) and James Franklin (2010-13) on the Tigers' career leaderboard.
- The St. Louis product moved up a pair of Mizzou career passing lists, climbing to seventh on the Tigers' all-time passing yardage list (6,238) and eighth on MU's passing TDs chart (35).
- Cook, who was named to the Maxwell Award's midseason watch list, previously registered a string of four consecutive 300-yard passing performances (Sept. 16-Oct. 7).
- Cook was impressive during his four-game streak of 300-yard performances, including a career-best 411-yard passing day vs. LSU (Oct. 7), becoming the eighth Mizzou quarterback to throw for 400 yards or more (the 18th overall 400-yard performance in program history).

RANKING COOK IN 2023

CATEGORY	TOTAL	SEC	FBS
Total Offense YPG	301.5	3rd	13th
Passing Yards	3,077	3rd	14th
Passing YPG	279.7	3rd	15th
Passing YPC	13.92	4th	14th
Points Responsible For	154	4th	29th
PPG Responsible For	14.0	4th	32nd
Completions PG	20.1	4th	33rd
Yards Per Pass Att.	9.32	5th	12th
Passing Eff.	159.7	5th	14th
Completion Pct.	0.670	5th	17th
Passing TDs	18	9th	47th

TIGER (SCORING) KING

- Senior K Harrison Mevis continued his assault on the Missouri record book, adding 15 points to his career total (391) Saturday vs. Florida.
- Mevis also added to his school record for field goals with four more successful kicks against UF, hiking his total to 84 and moving him to No. 3 on the SEC's all-time list, just three FGs shy of Georgia's Billy Bennett in second and eight away from Daniel Carlson's (Auburn) record-total of 92.
- Mevis, who shares the SEC lead for field goals with 22 on the season, surpassed Jeff Wolfert (362) for the top spot on Missouri's all-time scoring chart Nov. 4 at No. 1 Georgia. He currently ranks eighth all-time in the SEC in scoring.
- Mevis also holds the program record for 50+ yard field goals, most recently nailing a 50-yarder for his 12th successful try from 50-yards or more vs. LSU (Oct. 7).
- The Indiana native has delivered a pair of game-winning kicks this season; against Kansas State (Sept. 16), Mevis came through with perhaps the biggest kick of his career – a game-winning 61-yarder as time expired to lift Mizzou to a 30-27 win over the 15th-ranked Wildcats; this past Saturday, he added to his legacy with the decisive 30-yarder with five seconds to play in MU's 33-31 victory over Floriday.
- Mevis's 61-yard kick vs. KSU broke the SEC record for the longest field goal in the conference's history, edging three 60-yard kicks by Fuad Reveiz (Tennessee, 1982), Kevin Butler (Georgia, 1984) and Chris Perkins (Florida, 1984), who previously shared the mark.
- A week later, Mevis' 25-yard field goal in the second quarter against Memphis marked his 67th as a Tiger, moving the senior past Andrew Baggett (2012-15) and into the top spot on Mizzou's all-time leaderboard for field goals made.
- Mevis is four field goals away from Grant Ressel's single-season Mizzou record of 26 (2009), and 30 points shy of Wolfert's (133 in 2008) single-season scoring record.

MIZZOU CAREER FIELD GOALS MADE

RANK	PLAYER	YEARS	FG
1.	**Harrison Mevis**	**2020-pr**	**84**
2.	Andrew Baggett	2012-15	66
3.	Tucker McCann	2016-19	61
4.	Jeff Wolfert	2006-08	59
5.	Grant Ressel	2009-11	52

MIZZOU CAREER 50-YARD FIELD GOLS MADE

RANK	PLAYER	YEARS	FG
1.	**Harrison Mevis**	**2020-pr**	**12**
2.	Tom Whelihan	1984-87	6
3.	Jeff Jacke	1988-92	4
4.	Tucker McCann	2016-19	3
5.	Andrew Baggett	2012-15	2
	Jeff Wolfert	2006-08	2

MIZZOU SINGLE-SEASON FIELD GOALS

RANK	PLAYER	YEAR	FG
1.	Grant Ressel	2009	26
2.	Tucker McCann	2018	24
3.	**Harrison Mevis**	**2021**	**23**
4.	**Harrison Mevis**	**2023**	**22**
	Harrison Mevis	**2022**	**22**

MIZZOU CAREER SCORING

RANK	PLAYER	YEARS	POINTS
1.	**Harrison Mevis**	**2020-pr**	**391**
2.	Jeff Wolfert	2006-08	362
3.	Tucker McCann	2016-19	358
4.	Andrew Baggett	2012-15	355
5.	Brad Smith	2002-05	284

THE TIGERS - A DRINKWITZ-ERA COMPARISON

CATEGORY	2020	2021	2022	2023
Points Per Game	26.7	29.1	24.8	32.8
Total TDs	31	41	34	42
Yards Per Game	402.0	413.7	369.8	449.5
Yards Per Play	5.6	5.9	5.4	6.7
Rushing Yards Per Game	135.2	179.8	155.7	160.5
Rushing Yards Per Carry	3.9	5.0	4.1	4.4
Passing Yards Per Game	266.8	233.9	214.1	288.2
Passing Yards Per Attempt	7.4	6.7	7.0	9.4
Penalties/Yards/Per Game	58/498/49.8	83/775/59.6	101/828/63.7	79/604/54.9
Third-Down Conversion	43%	45%	40%	45%
Red Zone Conversion (TDs)	94% (59% TDs)	90% (65% TDs)	81% (60% TDs)	98% (60% TDs)
Takeaways	10 (4 INT/6 FR)	16 (11 INT/5 FR)	18 (11 INT/7 FR)	13 (9 INT/4 FR)
Giveaways	14 (6 INT/8 FL)	13 (11 INT/2 FL)	21 (9 INT/12 FL)	8 (6 INT/2 FL)
Points Allowed Per Game	32.3	33.8	25.2	23.1
Total TDs Allowed	42	57	37	29
Yards Allowed Per Game	408.0	434.2	339.9	358.1
Yards Allowed Per Play	6.1	6.4	5.3	5.6
Rushing Yards Allowed	162.2	227.4	125.5	125.1
Yards Allowed Per Carry	4.5	5.3	3.7	4.0
Passing Yards Allowed	245.8	206.8	214.4	233.0
Yards Allowed Per Attempt	7.9	8.2	7.1	7.1
Opponent Third-Down Conversion	38%	43%	34%	38%
Opponent Red Zone Conversion (TDs)	92% (81% TDs)	94% (76% TDs)	88% (65% TDs)	81% (51% TDs)

MIZZOU FOOTBALL HISTORY



HISTORICALLY SPEAKING

Football at the University of Missouri dates to 1890 and the Tigers have an all-time record of 700-586-52 entering their 133rd season. Missouri was a charter member of the Missouri Valley Intercollegiate Athletic Association in 1907 which evolved into the Big Six Conference (1928), Big Seven (1948) and Big Eight (1958), before the creation of the Big 12 Conference in 1996, and MU's move to the Southeastern Conference in 2012. The Tigers won conference championships in 1909, 1913, 1919, 1924, 1925, 1927, 1939, 1941, 1942, 1945, 1960 and 1969. They won Big 12 North Division championships in 2007, 2008 and 2010 and SEC East Division championships in 2013 and 2014. Missouri has had two undefeated teams – the 1909 Tigers were 7-0-1 and in 1960 they went 11-0 (includes a forfeit victory over Kansas).

A TOWER OF STRENGTH

MU's football program ranks as the second oldest west of the Mississippi River and one of the 10 oldest in major college football – behind only Rutgers (1869), Michigan (1879), Navy (1880), Minnesota (1883), Cincinnati (1885), Notre Dame (1888) and Iowa (1889) among NCAA Football Bowl Subdivision institutions.

THE TIGER NICKNAME

The nickname "Tigers" was adopted soon after football was adopted in 1890 to honor a Civil War home guard that towns people organized to protect Columbia from guerilla attacks – most notably from the notorious "Bloody Bill" Anderson. Their spirit is now embodied in the MU mascot – "Truman the Tiger" – named for the Missouri-bred President of the United States, Harry S. Truman.

SOCK IT TO THE '60s

During the decade of the 1960s, Coach Dan Devine's Tigers were the only team in the nation to never lose more than three games in a season – compiling a record of 77-22-6. The 1960 team was MU's first to be ranked #1 on Nov. 14, 1960. But MU lost to Kansas in the season finale – a game KU later forfeited for use of an ineligible player. In the Orange Bowl, Missouri beat Navy and Heisman Trophy winner Joe Bellino. The Tigers finished fourth and fifth in the final polls, which in those days were released prior to the bowl games. Minnesota won the national championship but lost in the Rose Bowl. Had the final polls come after the bowl games, MU could have been the national title winner. Missouri's other stint as the nation's #1 team came in 2007, before the Tigers fell to Oklahoma in the Big 12 title game.

UPSET KINGS

During the 1970s, Missouri teams coached by Al Onofrio (1971-78) and Warren Powers (1978-84), recorded a string of astounding upsets. Onofrio directed 14 victories over ranked opponents, including #8 Notre Dame (30-26, 1972, at South Bend), #2 Nebraska (13-12, 1973), #2 Alabama (20-7, 1975 at Birmingham), #8 USC (46-25, 1976 at Los Angeles), #2 Ohio State (22-21, 1976, at Columbus) and #3 Nebraska (34-24, 1976, at Lincoln). The Powers era began with a bang in 1978, beating defending national champion Notre Dame 3-0 in South Bend, with the regular season concluding with a 35-31 win over #2 Nebraska in Lincoln.

SPLITTING THE "T"

Legendary MU athlete, coach and athletic director Don Faurot, for whom the playing surface at Memorial Stadium is named (1972), revolutionized football in 1941. Having lost all-America quarterback Paul Christman in 1940, Faurot sought to re-make his offense. Taking his basketball experience with the "give and go," he transferred it to the Mizzou rushing attack – creating the "Split-T" formation which introduced the option play to college football. The result – Missouri led the nation in rushing that year averaging 307.7 yards per game led by halfbacks Bob Steuber, Harry Ice and Maurice "Red" Wade. Every option running offense that has followed has its basis in Faurot's innovation.

THE CHART TOPPERS

Besides leading the nation in rushing in 1941, Missouri led the country in pass defense in 1982, allowing just 123.5 yards per game, while recording 17 pass interceptions and 41 quarterback sacks for 295 yards lost. Tigers who led the nation include: Bob Steuber in scoring (121 points in 1941), Hank Burnine in receiving (44 receptions in 1955), Roger Wehrli in punt returns (11.7-yard avg. in 1968), Jeremy Maclin in all-purpose yardage (202.4 ypg in 2008), Danario Alexander in receiving yards (137.0 ypg in 2009), Kentrell Brothers in total tackles (12.7 per game in 2015), Drew Lock in passing touchdowns (44 in 2017) and Drew Lock in passing yards per completion (16.4 yds./comp. in 2017).

BOWLING WITH THE TIGERS

Missouri has been to 15 bowl games over the last 20 seasons (the 2020 Music City Bowl was cancelled due to the CoVID-19 pandemic) and 35 in the program's 132 seasons. Missouri has a 15-20 overall bowl mark – 15-13 since 1961. Coach Gary Pinkel took 10 Missouri teams to bowl games from 2003-2015, posting a 6-4 record. MU's first bowl game was the 1924 Christmas Festival against USC in Los Angeles. The Trojans had tied Stanford for the Pacific Coast Conference championship, but the Rose Bowl took Stanford to face Notre Dame and its "Four Horsemen." The game was put together hurriedly to reward USC, and Mizzou was invited by virtue of being the MVIAA champs and its season-opening victory over the Big 10 champs from the University of Chicago. USC won a 20-7 decision. Don Faurot was a fullback on that Missouri team.

A ROSE BOWL IN COLUMBIA?

The 1941 Tigers went 8-1 in the regular season, the only loss being a 12-7 affair at powerful Ohio State. The Sugar Bowl and the Rose Bowl were both courting the Tigers, while the Rose was waiting to see who would win out between Stanford, Washington State and Oregon State. The Sugar invited Missouri. Don Faurot favored accepting its bid, but the university administration wanted to wait for the Rose Bowl. They set a time deadline to hear from the Rose, but when it came and passed, Missouri accepted the Sugar Bowl bid. Unfortunately, they'd forgotten about the two-hour time difference. Soon after, the Rose called to offer, but all Faurot could do was offer a polite "thank you." Then the attack on Pearl Harbor happened and large gatherings on the West Coast were prohibited. So, the Rose Bowl, pitting Oregon State against Duke, was moved to Durham, N.C. A few hours different, and that game could have been played in Columbia. Instead, MU went to the Sugar Bowl to face Fordham, and fell 3-0 in a driving rainstorm that neutralized Mizzou's option running game.



ALL-AMERICA TRADITION

Thirty-five Tigers have earned All-America recognition – 13 of them of the consensus variety. Mizzou's first all-American was tackle Ed Lindenmeyer in 1925, and the most recent was kicker Harrison Mevis in 2021. The only Tigers twice chosen as all-Americans were QB Paul Christman (1939-40) and all-purpose performer Jeremy Maclin (2007-08).

BEST OF THE BEST

Two Tigers have been honored as the nation's best at their positions. In 1997, Brock Olivo was chosen as the first winner of the Mosi Tatupu Award as the nation's best special teams player. Olivo, who at the time was MU's all-time leading rusher, also played on all of Missouri's special teams throughout his career. Olivo is now a special teams analyst for the Missouri coaching staff. In 2008, Chase Coffman won the John Mackey Award as the nation's top tight end. Tiger players in the National Football Foundation Hall of Fame (and year inducted) are: QB Paul Christman (1956), HB Bob Steuber (1971), T Ed "Brick" Travis (1974), C Darold Jenkins (1976), HB Johnny Roland (1998), TE Kellen Winslow (2002), DB Roger Wehrli (2003) and WR/KR Jeremy Maclin (2023). Two Tigers have finished high in the Heisman Trophy voting – Christman, third in 1939 and fifth in 1940, and QB Chase Daniel, 4th in 2007.

OUR CRADLE OF COACHES

Coaching luminaries have patrolled the sidelines at Missouri, and six of them are in the National Football Foundation Hall of Fame (year inducted) – Bill Roper (1951), Don Faurot (1961), James Phelan (1973), Frank Broyles (1983), Dan Devine (1985) and Gary Pinkel (2022). Pinkel is MU's winningest coach with a record of 118-73. His teams delivered five of MU's six double-digit win seasons.

A number of MU coaches have been head coaches in the NFL – Andy Reid (Kansas City Chiefs), Phil Bengston (Green Bay Packers/NE Patriots), Devine (Green Bay Packers), Matt Eberflus (Chicago Bears), Dirk Koetter (Tampa Bay Buccaneers), Marty Mornhinweg (Detroit Lions), Vince Tobin (Arizona Cardinals) and Mike Zimmer (Minnesota Vikings). College head coaches who've spent time at Mizzou include: Moe Ankney (Bowling Green), Jerry Berndt (Penn/Rice/Temple), Jerry Claiborne (Virginia Tech/Maryland/Kentucky), Bill Cubit (Western Michigan/Illinois), Jim Donnan (Marshall/Georgia), Mike Price (Weber State/Washington State/Alabama/UTEP), Derek Dooley (Louisiana Tech/Tennessee), Rollie Dotsch (Northern Michigan), Skip Hall (Boise State), Josh Heupel (UCF/Tennessee), Koetter (Boise State/Arizona State), Barry Odom (UNLV), Dave Steckel (Missouri State), Ryan Walters (Purdue) and Doug Weaver (Kansas State/Southern Illinois). Mizzou letterman Lloyd Carr was the Michigan head coach from 1995-2007.

IT ALL STARTED HERE

"Homecoming" is a commonplace event at every college and high school in America, but Tiger lore says the nationwide tradition began at Ol' Mizzou in 1911. From 1891 to 1910, the Missouri-Kansas game was played in either Kansas City or St. Joseph, but in 1911 it was to be played on a college campus – in Columbia – for the first time. Chester Brewer, MU's director of athletics and football coach, wanted to make sure the game was a success in its first year in Columbia, and he wanted to add some spice to the season-ending game. He issued a plea to Mizzou alumni – and especially former Tiger football players – to "Come Home" for the game. They did in droves, with a record crowd of 9,000 overflowing Rollins Field. With four minutes to play and MU trailing 3-0, Tiger captain Glen Shuck booted a tying field goal from a difficult angle. Then, little Billy Blees caught a rampaging KU fullback in the open field in the final seconds to preserve the tie and was carried off the field by his teammates.

MIZZOU-MADE TO THE NFL

Missouri has had at least one player selected in the NFL draft in each of the last 18 years – the latest being DE Isaiah McGuire by Cleveland in 2023. In all, 226 Tigers have seen their name called in the draft since 1937 – including 20 in the first round. DB Roger Wehrli and TE Kellen Winslow are in the Pro Football Hall of Fame.

SUPER TIGERS

Last year, Kansas City Chiefs linebacker Nick Bolton became the 21st Tiger to play in the Super Bowl, and the 12th to be a starter. Seventeen Tigers have earned Super Bowl rings as members of the winning team. Fourteen former Mizzou coaches have also coached in Super Bowl games.

TO THE VICTOR GOES THE TROPHY

Missouri's four oldest trophy games were suspended when Mizzou moved to the SEC, but since 2014, the Tigers have battled the Arkansas Razorbacks in the Battle Line Rivalry. The Battle Line Trophy is made of silver and stands more than four feet tall and weighs more than 180 pounds. It depicts the outline of the two states. MU leads the trophy series, 7-2, and the overall series, 10-4.

Missouri and Kansas began playing for the Indian War Drum in 1935. The trophy was intended to stimulate new interest in the longtime series that had dwindled during the Great Depression of the 1930s. The Missouri-Nebraska Bell originated in 1927. The bell was engraved with an "M" on one side and an "N" on the other. At Mizzou, the bell was cared for by the QEBH Society while the caretaker in Nebraska was the Innocents Society of Nebraska. The ceremony of smoking the Tiger-Sooner Peace Pipe was inaugurated in 1929 by MU Athletic Director Chester Brewer, and by members of Mystical Seven, a University of Missouri honorary group. The ceremony took place each year at halftime of the Missouri-Oklahoma game. The Telephone Trophy was issued to the winner of the Missouri-Iowa State game. It originated with the 1959 game in Ames when the wires were crossed on the coaches press box headsets and each side could hear the other. The trophy, made of a telephone, was donated by Northwestern Bell of Ames.

IF WE ONLY HAD REPLAY

If instant replay had come to college football in the 1990s, Missouri would have two additional victories and the nation would have had two different national champions. In 1990, having beaten nationally ranked Arizona State the week before, the Tigers were set to entertain #12 Colorado. MU led 31-27 when Colorado embarked on a frantic drive in the game's final minute. With 31 seconds left, CU was camped 1st-and-goal at the MU 3-yard line. Charles Johnson spiked the ball on first down. Eric Bieniemy gained two yards on 2nd, and CU called its final timeout. It's here that the officials failed to notify the officials to change the down marker to 3rd down. Bieniemy was stuffed at the line on the next play with 8 seconds left, but the officials stopped the clock to clear the pile. When the clock re-started, Johnson spiked the ball again – ON FOURTH DOWN, only the marker said 3rd. With two seconds left, Johnson ran a sneak to the right and was awarded a TD – although he was down before extending the ball over the line, as video and photos showed. Colorado went on to win the Big Eight title, and with a win over Notre Dame in the Orange Bowl, claimed a share of the national championship with Georgia Tech.

Seven years later, #1 Nebraska came to town, The Cornhuskers were undefeated while the Tigers were 6-3 but winners of three straight. A 15-yard pass from Corby Jones to Eddie Brooks put Mizzou up 38-31 with a minute to play. Scott Frost got Nebraska to the MU 12 with seven seconds left, third and 10. He threw a bullet pass over the middle that ricocheted off the chest of intended receiver Shevin Wiggins as Julian Jones wrestled him to the ground. As the ball fluttered just inches from the grasp of safety Harold Piersey, Wiggins kicked the ball with his left leg backwards over his head and into the hands of a diving Matt Davison and TD was signaled with no time remaining. In OT, Nebraska prevailed, 45-38. Wiggins admitted after the game that he intentionally kicked the ball to keep it alive – against the rules – but not called. The Huskers thumped Tennessee in the Orange Bowl and were named national champs by the coaches' poll, while Michigan received the AP's #1 nod.

ALPHABETICAL ROSTER

NO.	NAME	POS.	HT.	WT.	YEAR	HOMETOWN/HS/PREVIOUS SCHOOL
7	Kris Abrams-Draine	DB	5-11	179	Sr.	Mobile, Ala./Spanish Fort
9	Chad Bailey	LB	6-0	239	Sr. *	Missouri City, Texas/Ridge Point
93	Luke Bauer ^	K/P	6-5	209	So.	St. Louis, Mo./De Smet
16	Daniel Blood	WR	5-10	182	Fr.	Destrehan, La./Destrehan
14	Brett Brown ^	QB	6-1	188	R-Fr.	Brentwood, Tenn./Battle Ground Academy
3	Luther Burden III	WR	5-11	214	So.	St. Louis, Mo./East St. Louis
20	Marvin Burks Jr.	DB	6-1	201	Fr.	St. Louis, Mo./Cardinal Ritter
36	Devyn Butler ^	DB	5-9	176	R-So.	Allen, Texas/Allen/Texas Tech
1	JC Carlies	DB	6-3	218	Sr.	Orlando, Fla./West Orange
13	Daylan Carnell	DB	6-2	213	So. *	Indianapolis, Ind./Ben Davis
28	Joseph Charleston	DB	6-0	196	Sr. *	Milton, Ga./Milton/Clemson
35	Boyton Cheney ^	DB	5-9	178	R-Fr.	Fayetteville, Ga./Whitewater
19	Marcus Clarke	DB	5-11	184	Jr. *	Winter Park, Fla./Winter Park/Miami
12	Brady Cook	QB	6-2	205	Jr. *	St. Louis, Mo./Chaminade
5	Mookie Cooper	WR	5-9	185	Jr. *	St. Louis, Mo./Trinity Catholic/Ohio State
35	Michael Cox	RB	6-1	230	Jr. *	Atlanta, Ga./Holy Innocents' Episcopal
19	Blake Craig	K	5-11	187	Fr.	Kansas City, Mo./Liberty North
72	Xavier Delgado	OL	6-4	329	Gr. *	Glendale, Ariz./Deer Valley
24	Nicholas Deloach, Jr.	DB	6-0	175	Fr.	Cahokia, Ill./Cahokia
51	Tyson Ellison ^	LB	6-2	205	Fr.	Boonville, Mo./Boonville
31	Anthony Favrow ^	RB	5-8	197	R-Fr.	San Clemente, Calif./Olathe West (Kan.)
98	Austin Firestone	DL	6-5	258	r-Fr. *	Niceville, Fla./Niceville/Northwestern
29	Noah Flaskamp ^	WR	6-1	196	Fr.	Collierville, Tenn./Collierville
59	Trey Flint ^	LS	6-0	212	Gr.	Grapevine, Texas/Colleyville Heritage/Ouachita Baptist
76	Javon Foster	OL	6-5	317	Gr. *	Detroit, Mich./West Bloomfield
21	Nyles Gaddy	DL	6-4	248	Sr.	Nashville, Tenn./Father Ryan/Jackson State
6	Jake Garcia	QB	6-2	204	So. *	Whittier, Calif./Grayson (Ga.)/Miami
99	Realus George Jr.	DL	6-1	291	Gr. *	Atlanta, Ga./Pace Academy/Independence
41	Carmycah Glass	LB	6-4	225	R-Fr *.	Monroe, La./Ouachita Parish
33	Marquis Gracial	DL	6-4	331	R-Fr. *	St. Louis, Mo./St. Charles
86	Jordon Harris	TE	6-4	239	Fr.	Pine Bluff, Ark./Pine Bluff
39	Caimin Hayes ^	DB	5-10	198	Sr. *	Philadelphia, Pa./Malvern Prep
69	Drake Heismeyer	OL	6-3	307	Jr. *	St. Charles, Mo./Francis Howell
81	Shawn Hendershot ^	TE	6-3	221	Sr. *	Overland Park, Kan./Blue Valley North
17	Tyler Hibbler	DB	5-11	196	R-So. *	St. Louis, Mo./Trinity Catholic
30	Chuck Hicks	LB	6-1	228	Jr. *	San Diego, Calif./Lincoln/Wyoming
84	Ryan Hoerstkamp	TE	6-2	241	R-So. *	Washington, Mo./Washington
8	Ty'Ron Hopper	LB	6-2	230	Sr. *	Shelby, N.C./Roswell/Florida
21	Sam Horn	QB	6-4	217	R-Fr. *	Lawrenceville, Ga./Collins Hill
9	Peanut Houston	WR	5-10	180	Jr. *	Oklahoma City, Okla./Millwood/Hutchinson
47	Dan Hull ^	P	5-10	180	Fr	Columbia, Mo./Rock Bridge
33	Bryce Jackson ^	RB	5-7	212	So.	Columbia, Mo./Rock Bridge
0	Jay Jernigan	DL	6-0	277	Sr. *	Allen, Texas/Allen/Oklahoma State
74	Cam'Ron Johnson	OL	6-4	305	Sr.	Houston, Texas/Shadow Creek/Houston
13	Gabarri Johnson	QB	5-10	193	Fr.	Tacoma, Wash./Lincoln
50	Marcellus Johnson	OL	6-4	307	Sr *.	Normal, Ill./Community/Eastern Michigan
17	Marquis Johnson	WR	5-11	180	Fr.	Dickinson, Texas/Dickinson
4	Tre'Vez Johnson	DB	5-10	195	Jr. *	Jacksonville, Fla./Bartram Trail/Florida
22	Tavorus Jones	RB	5-9	205	R-Fr. *	El Paso, Texas/Burges
57	Jack Kautz ^	LS	5-11	196	R-Fr.	Sterling Heights, Mich./Notre Dame Prep
38	Christopher Kreh ^	RB	5-9	214	R-So.	Chesterfield, Mo./Marquette
18	Dylan Laible ^	QB	6-4	195	Jr.	Frisco, Texas/Wakeland/Hutchinson
90	Josh Landry	DL	6-2	282	Sr. *	Houston, Texas/Lamar HS/Baylor
52	Jahkai Lang	DL	6-3	252	Fr.	Troy, Mo./Troy Buchanan
49	Brett Le Blanc ^	LS	6-1	210	Fr.	Elkhorn, Wisc./Elkhorn Area
58	MaKyi Lee	OL	6-6	319	Jr. *	Metairie, La./East Jefferson/Coffeyville
16	Brayshawn Littlejohn	LB	6-0	213	Fr.	Gaffney, S.C./Gaffney
15	Tommy Lock ^	QB	6-3	189	R-So.	Lee's Summit, Mo./Lee's Summit
67	Xavier Machado ^	OL	6-5	308	R-Fr.	Weldon Spring, Mo./Francis Howell
0	Joshua Manning	WR	6-2	199	Fr.	Lee's Summit, Mo./Lee's Summit Senior
24	Micah Manning ^	WR	5-8	187	R-Jr.	Lee's Summit, Mo. /Lee's Summit/Iowa Western
95	Jalen Marshall	DL	6-4	318	R-Fr. *	Overland Park, Kan./St. Thomas Aquinas
68	Jack McGarry ^	OL	6-3	281	R-Fr.	Hinsdale, Ill./Hinsdale Central
26	Shamar McNeil	DB	6-3	169	Fr.	Lauderhill, Fla./American Heritage
79	Armand Membou	OL	6-3	317	So.	Lee's Summit, Mo./Lee's Summit North
34	Ricardo Merriweather ^	DB	5-11	179	Fr.	St. Louis, Mo./Lutheran North
92	Harrison Mevis	K	5-11	243	Sr.	Warsaw, Ind./Warsaw Community
81	Jack Meyer ^	DL	6-1	230	R-So.	New Melle, Mo./Francis Howell
10	Mekhi Miller	WR	6-1	191	So.	Overland Park, Kan./Blue Valley North
36	Tucker Miller ^	TE	6-5	245	R-Fr.	Raymore, Mo./Raymore-Peculiar
88	Ky Montgomery	DL	6-3	284	R-So. *	Indianapolis, Ind./Pike
45	Joe Moore III	DL	6-2	248	Jr. *	St. Louis, Mo./Cardinal Ritter/Arizona State
82	Logan Muckey	WR	6-0	207	R-So. *	Lee's Summit, Mo./Lee's Summit North
70	EJ Ndoma-Ogar	OL	6-3	325	Jr. *	Allen, Texas/Allen/Oklahoma
14	Triston Newson	LB	6-2	222	Jr. *	Independence, Miss./Independence/NE Miss.
87	Brett Norfleet	TE	6-7	235	Fr.	O'Fallon, Mo./Francis Howell
56	Nate Norris ^	LB	6-1	204	R-Fr. *	Columbia, Mo./Rock Bridge
22	Will Norris	LB	6-1	232	Jr. *	Columbia, Mo./Rock Bridge
12	Drey Norwood	DB	6-0	186	R-So. *	Fort Smith, Ark./Northside/Texas A&M
77	Curtis Peagler	OL	6-4	338	R-Fr. *	Demopolis, Ala./Demopolis
8	Nate Peat	RB	5-9	200	Sr. *	Columbia, Mo./Rock Bridge/Stanford
31	Nasir Pogue ^	DB	6-2	183	r-Fr.	Montgomery, Ala./ Auburn/Troy
62	Bence Polgar	OL	6-2	306	Sr. *	Wayne, N.J./Wayne Hills/Buffalo
96	Nick Quadrini ^	K	6-1	243	R-Fr.	Springfield, Mo./Kickapoo
2	Ennis Rakestraw Jr.	DB	6-0	178	Sr.	West Dallas, Texas/Duncanville
55	Tommy Reese ^	LB	6-1	220	Fr.	Newport Beach, Calif./Mission Viejo
66	Logan Reichert	OL	6-6	369	Fr.	Kansas City, Mo./Raytown
20	Jamal Roberts	RB	5-11	197	Fr.	Saint Louis, Mo./St. Mary's
6	Darius Robinson	DL	6-5	298	Sr. *	Southfield, Mich./Canton
29	Phillip Roche	DB	5-10	191	Fr.	Merrillville, Ind./Merrillville
7	Cody Schrader	RB	5-9	215	Sr. *	St. Louis, Mo./Lutheran South/Truman State
93	Andrew Serrano ^	DL	6-4	245	Jr.	Chicago, Ill./Notre Dame College Prep
78	Brandon Solis	OL	6-7	289	Fr.	Nashville, Tenn. /Lipscomb Academy
80	Tyler Stephens	TE	6-5	244	Sr. *	Braceville, Ohio/Labrae/Buffalo
46	Ben Straatmann	DL	6-0	233	Sr. *	Villa Ridge, Mo./Washington/Missouri S&T
55	Connor Tollison	OL	6-4	304	So. *	Jackson, Mo./Jackson
32	Serigne Tounkara	DL	6-2	235	Fr.	Houston, Texas/Clear Springs
15	Johnny Walker Jr.	DL	6-3	245	Jr. *	Tampa, Florida/Chamberlain
75	Mitchell Walters	OL	6-8	320	Jr. *	St. Louis, Mo./Mehlville
25	Ja'Marion Wayne	WR	6-2	196	R-Fr. *	St. Louis, Mo./Parkway West
1	Theo Wease Jr.	WR	6-2	192	Sr. *	Allen, Texas/Allen/Oklahoma
11	DJ Wesolak	LB	6-3	242	R-Fr. *	Boonville, Mo./Boonville
88	Max Whisner	TE	6-4	249	R-Fr. *	Kansas City, Mo./Lee's Summit
5	Kristian Williams	DL	6-2	303	Sr. *	Memphis, Tenn./Southwind/Oregon
97	Riley Williams	P	6-0	210	Sr.	Blue Mountains, Australia/Pro Kick
94	Sam Williams	DL	6-3	313	Fr.	Hogansville, Ga./Callaway
3	Sidney Williams Sr.	DB	6-0	188	Jr. *	New Orleans, La./Vigor (Ala.)/Florida State
10	Dameon Wilson	LB	6-0	223	So. *	Grover, N.C./Kings Mountain
73	Tristan Wilson	OL	6-4	303	R-Fr. *	Lebanon, Mo./Lebanon

PRONUNCIATIONS

JC CARLIES ..... CAR-lyes
Boyton CHENEY ..... CHAY-knee
XAVIER Delgado ..... EX-zay-vee-ur
JAVON Foster ..... juh-VON
CAIMIN Hayes ..... cay-men
TRE'VEZ Johnson ..... TRUH-vez
Christopher KREH ..... KRAY
Armand MEMBOU ..... mem-BOO
Harrison MEVIS ..... mee-vus
MEKHI Miller ..... mehk-EYE
EJ NDOMA-OGAR ..... dough-ma OH-gar
Nate PEAT ..... pete
BENCE POLGAR ..... ben-SEE pole-gar
Serigne Tounkara ..... suh-reen toon-car-uh
DJ WESOLAK ..... WES-lock
Max WHISNER ..... WHYZ-ner
DAMEON Wilson ..... day-ME-in

DEPTH CHART (UNOFFICIAL)

OFFENSE

WR	1	Theo Wease Jr.	6-2	192	Sr.
	17	Marquis Johnson	5-11	180	Fr.
	25	Ja'Marion Wayne	6-2	196	r-Fr.
LT	76	Javon Foster	6-5	317	Sr.
	50	Marcellus Johnson	6-4	307	Sr.
LG	72	Xavier Delgado	6-4	329	Sr.
	73	Tristan Wilson	6-4	303	r-Fr.
-or-	66	Logan Reichert	6-6	369	Fr.
C	55	Connor Tollison	6-4	304	So.
	62	Bence Polgar	6-2	306	Sr.
-or-	69	Drake Heismeyer	6-3	307	Jr.
RG	74	Cam'Ron Johnson	6-4	305	Jr.
	70	EJ Ndoma-Ogar	6-3	325	Jr.
RT	79	Armand Membou	6-3	317	So.
	75	Mitchell Walters	6-8	320	Jr.
TE	80	Tyler Stephens	6-5	252	Sr.
-or-	87	Brett Norfleet	6-7	250	Fr.
-or-	86	Jordon Harris	6-4	248	Fr.
-or-	88	Max Whisner	6-4	252	r-Fr.
WR	3	Luther Burden III	5-11	214	So.
	10	Mekhi Miller	6-1	191	So.
	16	Daniel Blood	5-10	182	Fr.
WR	5	Mookie Cooper	5-9	185	Jr.
	0	Joshua Manning	6-2	199	Fr.
QB	12	Brady Cook	6-2	205	Jr.
	21	Sam Horn	6-4	217	r-Fr.
	6	Jake Garcia	6-2	204	So.
RB	7	Cody Schrader	5-9	215	Sr.
	8	Nate Peat	5-9	200	Sr.
	20	Jamal Roberts	5-11	197	Fr.
	22	Tavorus Jones	5-9	205	r-Fr.

DEFENSE

DE	6	Darius Robinson	6-5	298	Sr.
	21	Nyles Gaddy	6-4	248	Sr.
	98	Austin Firestone	6-5	258	r-Fr.
DT	0	Jay Jernigan	6-0	277	Sr.
-or-	90	Josh Landry	6-2	282	Sr.
	33	Marquis Gracial	6-4	331	r-Fr.
DT	99	Realus George Jr.	6-1	291	Sr.
-or-	5	Kristian Williams	6-2	303	Sr.
DE	15	Johnny Walker Jr.	6-3	245	Jr.
	45	Joe Moore III	6-2	248	Jr.
	11	DJ Wesolak	6-3	242	r-Fr.
MLB	30	Chuck Hicks	6-1	228	Sr.
	10	Dameon Wilson	6-0	223	So.
OLB	8	Ty'Ron Hopper	6-2	230	Sr.
	14	Triston Newson	6-2	222	Jr.
STAR	13	Daylan Carnell	6-2	213	So.
-or-	4	Tre'Vez Johnson	5-10	195	Jr.
	3	Sidney Williams Sr.	6-0	188	Jr.
CB	7	Kris Abrams-Draine	5-11	179	Jr.
	19	Marcus Clarke	5-11	184	Sr.
S	28	Joseph Charleston	6-0	196	Sr.
	29	Phillip Roche	5-10	191	Fr.
S	1	JC Carlies	6-3	218	Sr.
	20	Marvin Burks Jr.	6-1	201	Fr.
CB	2	Ennis Rakestraw Jr.	6-0	178	Jr.
	12	Drey Norwood	6-0	186	So.
-or-	26	Shamar McNeil	6-3	169	Fr.

SPECIAL TEAMS

P	93	Luke Bauer	6-5	209	So.
	97	Riley Williams	6-0	210	Sr.
PK	92	Harrison Mevis	5-11	243	Sr.
	19	Blake Craig	5-11	187	Fr.
KO	92	Harrison Mevis	5-11	243	Sr.
	19	Blake Craig	5-11	187	Fr.
LS	49	Brett Le Blanc	6-1	210	Fr.
-or-	59	Trey Flint	6-0	212	Sr.
H	93	Luke Bauer	6-5	209	So.
	12	Brady Cook	6-2	205	Jr.
PR	3	Luther Burden III	5-11	214	So.
	7	Kris Abrams-Draine	5-11	179	Jr.
	16	Daniel Blood	5-10	182	Fr.
KR	17	Marquis Johnson	5-11	180	Fr.
-or-	20	Marvin Burks Jr.	6-1	201	Fr
	8	Nate Peat	5-9	200	Sr.
-or-	7	Kris Abrams-Draine	5-11	179	Jr.

NO.	NAME	POS.
0	Jay Jernigan	DL
0	Joshua Manning	WR
1	JC Carlies	DB
1	Theo Wease Jr.	WR
2	Ennis Rakestraw Jr.	DB
3	Sidney Williams Sr.	DB
3	Luther Burden III	WR
4	Tre'Vez Johnson	DB
5	Kristian Williams	DL
5	Mookie Cooper	WR
6	Darius Robinson	DL
6	Jake Garcia	QB
7	Kris Abrams-Draine	DB
7	Cody Schrader	RB
8	Ty'Ron Hopper	LB
8	Nate Peat	RB
9	Chad Bailey	LB
9	Peanut Houston	WR
10	Dameon Wilson	LB
10	Mekhi Miller	WR
11	DJ Wesolak	LB
12	Drey Norwood	DB
12	Brady Cook	QB
13	Daylan Carnell	DB
13	Gabarri Johnson	QB
14	Triston Newson	LB
14	Brett Brown	QB

NO.	NAME	POS.
15	Johnny Walker Jr.	DL
15	Tommy Lock	QB
16	Brayshawn Littlejohn	LB
16	Daniel Blood	WR
17	Tyler Hibbler	DB
17	Marquis Johnson	WR
18	Dylan Laible	QB
19	Marcus Clarke	DB
19	Blake Craig	K
20	Marvin Burks Jr.	DB
20	Jamal Roberts	RB
21	Nyles Gaddy	DL
21	Sam Horn	QB
22	Will Norris	LB
22	Tavorus Jones	RB
24	Nicholas Deloach, Jr.	DB
24	Micah Manning	WR
25	Ja'Marion Wayne	WR
26	Shamar McNeil	DB
28	Joseph Charleston	DB
29	Phillip Roche	DB
29	Noah Flaskamp	WR
30	Chuck Hicks	LB
31	Nasir Pogue	DB
31	Anthony Favrow	RB
32	Serigne Tounkara	DL
33	Marquis Gracial	DL

NO.	NAME	POS.
33	Bryce Jackson	RB
34	Ricardo Merriweather	DB
35	Boyton Cheney	DB
35	Michael Cox	RB
36	Devyn Butler	DB
36	Tucker Miller	TE
38	Christopher Kreh	RB
39	Caimin Hayes	DB
41	Carmycah Glass	LB
45	Joe Moore III	DL
46	Ben Straatmann	DL
49	Brett Le Blanc	LS
50	Marcellus Johnson	OL
51	Tyson Ellison	LB
52	Jahkai Lang	DL
55	Tommy Reese	LB
55	Connor Tollison	OL
57	Jack Kautz	LS
58	MaKyi Lee	OL
59	Trey Flint	LS
62	Bence Polgar	OL
66	Logan Reichert	OL
67	Xavier Machado	OL
68	Jack McGarry	OL
69	Drake Heismeyer	OL
70	EJ Ndoma-Ogar	OL
72	Xavier Delgado	OL

NO.	NAME	POS.
73	Tristan Wilson	OL
74	Cam'Ron Johnson	OL
75	Mitchell Walters	OL
76	Javon Foster	OL
77	Curtis Peagler	OL
78	Brandon Solis	OL
79	Armand Membou	OL
80	Tyler Stephens	TE
81	Jack Meyer	DL
81	Shawn Hendershot	TE
82	Logan Muckey	WR
84	Ryan Hoerstkamp	TE
86	Jordon Harris	TE
87	Brett Norfleet	TE
88	Ky Montgomery	DL
88	Max Whisner	TE
90	Josh Landry	DL
92	Harrison Mevis	K
93	Luke Bauer	P
94	Sam Williams	DL
95	Jalen Marshall	DL
96	Nick Quadrini	K
97	Andrew Serrano	DL
97	Riley Williams	P
98	Austin Firestone	DL
99	Realus George Jr.	DL

ROSTER BY POSITION

DEFENSIVE BACKS

#	NAME	H	W	Y	HOMETOWN/HS/PREVIOUS SCHOOL
7	Kris Abrams-Draine	5-11	179	Jr.	Mobile, Ala./Spanish Fort
20	Marvin Burks Jr.	6-1	201	Fr.	St. Louis, Mo./Cardinal Ritter
36	Devyn Butler	5-9	176	So.	Allen, Texas/Allen/Texas Tech
1	JC Carlies	6-3	218	Sr.	Orlando, Fla./West Orange
13	Daylan Carnell	6-2	213	So.	Indianapolis, Ind./Ben Davis
28	Joseph Charleston	6-0	196	Sr.	Milton, Ga./Milton/Clemson
35	Boyton Cheney	5-9	178	r-Fr.	Fayetteville, Ga./Whitewater
19	Marcus Clarke	5-11	184	Sr.	Winter Park, Fla./Winter Park/Miami
24	Nicholas Deloach, Jr.	6-0	175	Fr.	Cahokia, Ill./Cahokia
39	Caimin Hayes	5-10	198	Jr.	Philadelphia, Pa./Malvern Prep
17	Tyler Hibbler	5-11	196	So.	St. Louis, Mo./Trinity Catholic
4	Tre'Vez Johnson	5-10	195	Jr.	Jacksonville, Fla./Bartram Trail/Florida
26	Shamar McNeil	6-3	169	Fr.	Lauderhill, Fla./American Heritage
34	Ricardo Merriweather	5-11	179	Fr.	St. Louis, Mo./Lutheran North
12	Drey Norwood	6-0	186	So.	Fort Smith, Ark./Northside/Texas A&M
31	Nasir Pogue	6-2	183	r-Fr.	Montgomery, Ala./ Auburn/Troy
2	Ennis Rakestraw Jr.	6-0	178	Jr.	West Dallas, Texas/Duncanville
29	Phillip Roche	5-10	191	Fr.	Merrillville, Ind./Merrillville
3	Sidney Williams Sr.	6-0	188	Jr.	New Orleans, La./Vigor (Ala.)/Florida State

DEFENSIVE LINE

#	NAME	H	W	Y	HOMETOWN/HS/PREVIOUS SCHOOL
98	Austin Firestone	6-5	258	Fr.	Niceville, Fla./Niceville/Northwestern
21	Nyles Gaddy	6-4	248	Sr.	Nashville, Tenn./Father Ryan/Jackson State
99	Realus George Jr.	6-1	291	Gr.	Atlanta, Ga./Pace Academy/Independence CC
33	Marquis Gracial	6-4	331	r-Fr.	St. Louis, Mo./St. Charles
0	Jay Jernigan	6-0	277	Sr.	Allen, Texas/Allen/Oklahoma State
90	Josh Landry	6-2	282	Gr.	Houston, Texas/Lamar HS/Baylor
52	Jahkai Lang	6-3	252	Fr.	Troy, Mo./Troy Buchanan
95	Jalen Marshall	6-4	318	r-Fr.	Overland Park, Kan./St. Thomas Aquinas
81	Jack Meyer	6-1	230	So.	New Melle, Mo./Francis Howell
88	Ky Montgomery	6-3	284	So.	Indianapolis, Ind./Pike
45	Joe Moore III	6-2	248	Jr.	St. Louis, Mo./Cardinal Ritter/Arizona State
6	Darius Robinson	6-5	298	Gr.	Southfield, Mich./Canton
97	Andrew Serrano	6-4	245	Jr.	Chicago, Ill./Notre Dame College Prep
46	Ben Straatmann	6-0	233	Gr.	Villa Ridge, Mo./Washington/Missouri S&T
32	Serigne Tounkara	6-2	235	Fr.	Houston, Texas/Clear Springs
15	Johnny Walker Jr.	6-3	245	Jr.	Tampa, Florida/Chamberlain
11	DJ Wesolak	6-3	242	r-Fr.	Boonville, Mo./Boonville
5	Kristian Williams	6-2	303	Sr.	Memphis, Tenn./Southwind/Oregon
94	Sam Williams	6-3	313	Fr.	Hogansville, Ga./Callaway

LINEBACKERS

#	NAME	H	W	Y	HOMETOWN/HS/PREVIOUS SCHOOL
9	Chad Bailey	6-0	239	Sr.	Missouri City, Texas/Ridge Point
51	Tyson Ellison	6-2	205	Fr.	Boonville, Mo./Boonville
41	Carmycah Glass	6-4	225	r-Fr.	Monroe, La./Ouachita Parish
30	Chuck Hicks	6-1	228	Gr.	San Diego, Calif./Lincoln/Wyoming
8	Ty'Ron Hopper	6-2	230	Sr.	Shelby, N.C./Roswell/Florida
16	Brayshawn Littlejohn	6-0	213	Fr.	Gaffney, S.C./Gaffney
14	Triston Newson	6-2	222	Jr.	Independence, Miss./Independence/NE Miss. CC
22	Will Norris	6-1	232	Jr.	Columbia, Mo./Rock Bridge
55	Tommy Reese	6-1	220	Fr.	Newport Beach, Calif./Mission Viejo
10	Dameon Wilson	6-0	223	So.	Grover, N.C./Kings Mountain

SPECIALISTS

#	NAME	H	W	Y	HOMETOWN/HS/PREVIOUS SCHOOL
59	Trey Flint	6-0	212	Gr.	Grapevine, Texas/Colleyville Heritage/Ouachita Baptist
57	Jack Kautz	5-11	196	r-Fr.	Sterling Heights, Mich./Notre Dame Prep
49	Brett Le Blanc	6-1	210	Fr.	Elkhorn, Wisc./Elkhorn Area
19	Blake Craig	5-11	187	Fr.	Kansas City, Mo./Liberty North
92	Harrison Mevis	5-11	243	Sr.	Warsaw, Ind./Warsaw Community
96	Nick Quadrini	6-1	243	r-Fr.	Springfield, Mo./Kickapoo
93	Luke Bauer	6-5	209	So.	St. Louis, Mo./De Smet
97	Riley Williams	6-0	210	Sr.	Blue Mountains, Australia/Pro Kick

OFFENSIVE LINE

#	NAME	H	W	Y	HOMETOWN/HS/PREVIOUS SCHOOL
72	Xavier Delgado	6-4	329	Gr.	Glendale, Ariz./Deer Valley
76	Javon Foster	6-5	317	Gr.	Detroit, Mich./West Bloomfield
69	Drake Heismeyer	6-3	307	Jr.	St. Charles, Mo./Francis Howell
50	Marcellus Johnson	6-4	307	Gr.	Normal, Ill./Community/Eastern Michigan
74	Cam'Ron Johnson	6-4	305	Jr.	Houston, Texas/Shadow Creek/Houston
58	MaKyi Lee	6-6	319	Sr.	Metairie, La./East Jefferson/Coffeyville C.C.
67	Xavier Machado	6-5	308	r-Fr.	Weldon Spring, Mo./Francis Howell
68	Jack McGarry	6-3	281	r-Fr.	Hinsdale, Ill./Hinsdale Central
79	Armand Membou	6-3	317	So.	Lee's Summit, Mo./Lee's Summit North
70	EJ Ndoma-Ogar	6-3	325	Jr.	Allen, Texas/Allen/Oklahoma
77	Curtis Peagler	6-4	338	r-Fr.	Demopolis, Ala./Demopolis
62	Bence Polgar	6-2	306	Sr.	Wayne, N.J./Wayne Hills/Buffalo
66	Logan Reichert	6-6	369	Fr.	Kansas City, Mo./Raytown
78	Brandon Solis	6-7	289	Fr.	Nashville, Tenn. /Lipscomb Academy
55	Connor Tollison	6-4	304	So.	Jackson, Mo./Jackson
75	Mitchell Walters	6-8	320	Jr.	St. Louis, Mo./Mehlville
73	Tristan Wilson	6-4	303	r-Fr.	Lebanon, Mo./Lebanon

QUARTERBACKS

#	NAME	H	W	Y	HOMETOWN/HS/PREVIOUS SCHOOL
14	Brett Brown	6-1	188	r-Fr.	Brentwood, Tenn./Battle Ground Academy
12	Brady Cook	6-2	205	Jr.	St. Louis, Mo./Chaminade
6	Jake Garcia	6-2	204	So.	Whittier, Calif./Grayson (Ga.)/Miami
21	Sam Horn	6-4	217	r-Fr.	Lawrenceville, Ga./Collins Hill
13	Gabarri Johnson	5-10	193	Fr.	Tacoma, Wash./Lincoln
18	Dylan Laible	6-4	195	Jr.	Frisco, Texas/Wakeland/Hutchinson CC
15	Tommy Lock	6-3	189	So.	Lee's Summit, Mo./Lee's Summit

RUNNING BACKS

#	NAME	H	W	Y	HOMETOWN/HS/PREVIOUS SCHOOL
35	Michael Cox	6-1	230	So.	Atlanta, Ga./Holy Innocents' Episcopal
31	Anthony Favrow	5-8	197	r-Fr.	San Clemente, Calif./Olathe West (Kan.)
33	Bryce Jackson	5-7	212	So.	Columbia, Mo./Rock Bridge
22	Tavorus Jones	5-9	205	r-Fr.	El Paso, Texas/Burges
38	Christopher Kreh	5-9	214	So.	Chesterfield, Mo./Marquette
8	Nate Peat	5-9	200	Gr.	Columbia, Mo./Rock Bridge/Stanford
20	Jamal Roberts	5-11	197	Fr.	Saint Louis, Mo./St. Mary's
7	Cody Schrader	5-9	215	Gr.	St. Louis, Mo./Lutheran South/Truman State

TIGHT ENDS

#	NAME	H	W	Y	HOMETOWN/HS/PREVIOUS SCHOOL
86	Jordon Harris	6-4	248	Fr.	Pine Bluff, Ark./Pine Bluff
81	Shawn Hendershot	6-3	221	Jr.	Overland Park, Kan./Blue Valley North
84	Ryan Hoerstkamp	6-2	241	So.	Washington, Mo./Washington
36	Tucker Miller	6-5	245	r-Fr.	Raymore, Mo./Raymore-Peculiar
87	Brett Norfleet	6-7	250	Fr.	O'Fallon, Mo./Francis Howell
80	Tyler Stephens	6-5	252	Sr.	Braceville, Ohio/Labrae/Buffalo
88	Max Whisner	6-4	252	r-Fr.	Kansas City, Mo./Lee's Summit

WIDE RECEIVERS

#	NAME	H	W	Y	HOMETOWN/HS/PREVIOUS SCHOOL
16	Daniel Blood	5-10	182	Fr.	Destrehan, La./Destrehan
3	Luther Burden III	5-11	214	So.	St. Louis, Mo./East St. Louis
5	Mookie Cooper	5-9	185	Jr.	St. Louis, Mo./Trinity Catholic/Ohio State
29	Noah Flaskamp	6-1	196	Fr.	Collierville, Tenn./Collierville
9	Peanut Houston	5-10	180	Sr.	Oklahoma City, Okla./Millwood/Hutchinson CC
17	Marquis Johnson	5-11	180	Fr.	Dickinson, Texas/Dickinson
0	Joshua Manning	6-2	199	Fr.	Lee's Summit, Mo./Lee's Summit Senior
24	Micah Manning	5-8	187	Jr.	Lee's Summit, Mo./Lee's Summit/Iowa Western
10	Mekhi Miller	6-1	191	So.	Overland Park, Kan./Blue Valley North
82	Logan Muckey	6-0	207	So.	Lee's Summit, Mo./Lee's Summit North
25	Ja'Marion Wayne	6-2	196	r-Fr.	St. Louis, Mo./Parkway West
1	Theo Wease Jr.	6-2	192	Sr.	Allen, Texas/Allen/Oklahoma

RETURNING STATISTICAL LEADERS (2022 STATS)

Points Scored	K Harrison Mevis (99)
Touchdowns	WR Luther Burden III (9)
Rushing Yards	RB Cody Schrader (658)
Rushing Touchdowns	RB Cody Schrader (8)
Receiving Yards	WR Luther Burden III (375)
Receiving Touchdowns	WR Luther Burden III (6)
Passing Yards	QB Brady Cook (2,739)
Passing Touchdowns	QB Brady Cook (14)
Tackles	S JC Carlies (81)
Tackles For Loss	LB Ty'Ron Hopper (13.5)
Sacks	DL Darius Robinson (3.5)
Interceptions	S JC Carlies/S Daylan Carnell (3)

WHO IS BACK?

Starters Returning From 2022

OFFENSE (7)

TE	Tyler Stephens	6 starts
LT	Javon Foster	11 starts
LG	Xavier Delgado	12 starts
C	Connor Tollison	13 starts
WR	Luther Burden III	10 starts
QB	Brady Cook	13 starts
RB	Cody Schrader	10 starts

DEFENSE (8)

DT	Darius Robinson	10 starts
DT	Kristian Williams	10 starts
LB	Chad Bailey	11 starts
LB	Ty'Ron Hopper	12 starts
CB	Kris Abrams-Draine	12 starts
CB	Ennis Rakestraw, Jr.	13 starts
S	JC Carlies	13 starts
S	Joseph Charleston	12 starts

SPECIAL TEAMS (1)

K	Harrison Mevis

WHO HAS DEPARTED?

Starters Lost From 2022

OFFENSE (3)

WR	Tauskie Dove	10 starts
OL	Connor Wood	12 starts
WR	Dominic Lovett	6 starts

DEFENSE (3)

S	Martez Manuel	12 starts
DE	Isaiah McGuire	12 starts
DE	Trajan Jeffcoat	11 starts

SPECIAL TEAMS (3)

LS	Daniel Hawthorne
KOS	Sean Koetting
P	Jack Stonehouse

LETTER WINNERS RETURNING - 42 (21 O, 20 D, 1 ST)

OFFENSIVE LETTER WINNERS RETURNING (21)

Quarterback: Brady Cook

Running Back: Michael Cox, Tavorus Jones, Christopher Kreh, Nate Peat, Cody Schrader

Wide Receiver: Luther Burden III, Mookie Cooper, Peanut Houston, Mekhi Miller, Ja'Marion Wayne

Tight End: Ryan Hoerstkamp, Logan Muckey, Tyler Stephens

Offensive Line: Xavier Delgado, Javon Foster, Drake Heismeyer, Armand Membou, EJ Ndoma-Ogar, Connor Tollison, Mitchell Walters

DEFENSIVE LETTER WINNERS RETURNING (20)

Defensive Back: Kris Abrams-Draine, JC Carlies, Daylan Carnell, Joseph Charleston, Marcus Clarke, Caimin Hayes, Tyler Hibbler, Dreyden Norwood, Ennis Rakestraw Jr.

Linebacker: Chad Bailey, Ty'Ron Hopper, Will Norris, DJ Wesolak, Dameon Wilson

Defensive Line: Realus George Jr., Jay Jernigan, Josh Landry, Darius Robinson, Johnny Walker Jr., Kristian Williams

SPECIAL TEAMS LETTER WINNERS RETURNING (1)

Kicker: Harrison Mevis

INCOMING TRANSFERS - 16 (6 O, 8 D, 2 ST)

OFFENSIVE TRANSFERS (6)

Quarterback: Jake Garcia (Miami), Dylan Laible (Hutchinson CC)

Running Back:

Wide Receiver: Dannis Jackson (Ole Miss), Theo Wease Jr. (Oklahoma)

Tight End:

Offensive Line: Cam'Ron Johnson (Houston), Marcellus Johnson (Eastern Michigan)

DEFENSIVE TRANSFERS (8)

Defensive Back: Tre'Vez Johnson (Florida), Nasir Pogue (Troy), Sydney Williams Sr. (Florida State)

Linebacker: Triston Newson (NE Mississippi CC)

Defensive Line: Austin Firestone (Northwestern), Nyles Gaddy (Jackson State), Joe Moore III (Arizona State), Ben Straatmann (Missouri S&T)

SPECIAL TEAMS TRANSFERS (2)

Long Snapper: Trey Flint (Ouachita Baptist)

Punter: Riley Williams (Towson)

HEAD COACH

ELIAH DRINKWITZ

FOURTH YEAR • ARKANSAS TECH '04

A winner at every stage of his career, Eliah Drinkwitz – considered one of college football's top offensive minds – was introduced as the University of Missouri's 33rd football head coach in December 2019. The 2023 campaign will mark his fourth running the program and fifth season as a head coach.

In his seven seasons as an offensive coordinator and head coach, Drinkwitz has produced six 1,000-yard rushers, four 3,000-yard passers and four 1,000-yard receivers. In three years (2015, 2017, 2018), his offenses made at least one in each category. The combined record of his teams from 2010-22 is 115-53 overall (.684), including a 68-37 conference mark (.647).

Drinkwitz – 17-19 at MU (fourth season) and 29-20 overall as a head coach (fifth season) – advanced to bowl games in his first three seasons with the Tigers, joining former head coach Warren Powers (1978, 1979, 1980) as the only two MU head coaches to achieve the feat.

Under Drinkwitz's leadership, Mizzou produced its highest-ranked recruiting classes: 2021 No. 20, 2022 No. 19 (per Rivals), and the No. 1 wide receiver in the 2022 class.

The 2022 season showcased a much-improved defense, ranked fourth in the Southeastern Conference and 34th nationally by allowing just 340.8 yards per game, 93.8 less than in 2021. Freshman phenom Luther Burden III took no time making his mark at the college level. The St. Louis native became the first true freshman since 2008 to record two receiving touchdowns, two rushing touchdowns, and a punt-return touchdown in the same season. Burden III's eight scores from scrimmage were second amongst SEC true freshmen (Ole Miss' Quinshon Judkins) and led true freshmen receivers nationally.

The 2021 season saw Tyler Badie set the school's single-season record for rushing yards (1,604). His 14 touchdowns in 12 games are ninth on Mizzou's single-season and top-10 list. He was a CoSIDA Academic All-American, the SEC Football Scholar-Athlete of the Year (Mizzou's first-ever), first-team All-SEC and was named to multiple All-America teams.

In 2020, the Tigers overcame an 0-2 start to win five of their last eight games despite playing with less than 60 scholarship players for over half of those contents. Of the SEC's four new head coaches to begin work in the nation's toughest conference in 2020, Drinkwitz's 5-5 regular-season record was the league's best, ahead of Ole Miss' Lane Kiffin (4-5), Mississippi State's Mike Leach (3-7) and Arkansas' Sam Pittman (3-7).

Drinkwitz took over the Tigers program following an impressive 2019 season at Appalachian State that saw the 20th-ranked Mountaineers win the Sun Belt Conference title en route to a 12-1 record. Drinkwitz was named a finalist for the 2019 Eddie Robinson Award, a prestigious annual award to the nation's top coach. He was also named the North Carolina Coach of the Year by the North State Journal.

Before App State, Drinkwitz spent three years as OC and QB coach at NC State (2016-18), two years at Boise State - coaching the tight ends (2014) and serving as OC and QB coach (2015) - along with two years as the running backs coach at Arkansas State where the Red Wolves won back-to-back Sun Belt Championships. His first FBS coaching opportunity was as a quality control assistant at Auburn from 2010-11. The Tigers won the SEC and went on to the BCS Championship with a 14-0 record.

Drinkwitz graduated magna cum laude and was the student body president at Arkansas Tech (bachelor's, education) before beginning his coaching career at the prep level in his hometown of Alma, Ark., in 2005. He and his wife, Lindsey (Sivils), have four daughters: Addison, Emerson, Ella and Parker Lynn.

THE DRINKWITZ FILE

PERSONAL INFORMATION

Born: April 12, 1983
Hometown: Alma, Ark.
Wife: Lindsey (Sivils)
Children: Addison, Emerson, Ella, Parker
Education: Arkansas State (2004)
Year in Coaching: 17th
Twitter @CoachDrinkwitz
Instagram @EliahDrinkwitz

COACHING CAREER

YEAR	SCHOOL	POSITION
2005	Alma HS (Ark.)	Assistant,
2006-09	Springdale HS (Ark.)	Off. Coord.,
2010-11	Auburn	QC Assistant
2012	Arkansas State	Running Backs
2013	Arkansas State	Co-OC/RBs,
2014	Boise State	Tight Ends
2015	Boise State	Offensive Coord./QBs
2016-18	NC State	Offensive Coord./QBs
2019	Appalachian State	Head Coach
2020-	Missouri	Head Coach

DRINKWITZ'S HEAD COACHING RECORD

YEAR	SCHOOL	OVERALL	CONFERENCE	NOTABLE
2019	Appalachian State	12-1	7-1	Sun Belt Champs / New Orleans Bowl (didn't coach)
2020	Missouri	5-5	5-5	Music City Bowl (no game)
2021	Missouri	6-7	3-5	Armed Forces Bowl
2022	Missouri	6-7	3-5	Gasparilla Bowl
2023	Missouri	9-2	5-2	--
TOTALS	**MISSOURI**	**26-21 (.553)**	**16-17 (.485)**	
	FIVE SEASONS	**38-22 (.633)**	**23-18 (.560)**	

AL POGUE

ASSISTANT HEAD COACH/CORNERBACKS

SECOND SEASON • ALABAMA STATE '98

- Joined the Tigers' staff in 2022 following seasons at Troy (2021, and 2014-18), Auburn (2020, 2011-13) and West Virginia (2019).
- In his first season in Columbia, helped engineer a defensive turnaround that saw Mizzou rank fourth in the SEC and 33rd nationally in total defense, allowing just 340.8 yards per game.
- Troy led the nation in red zone defense in 2017, as the Trojans set a school record for wins and won the Sun Belt Championship.
- Pogue and his wife, Nikita, are parents to Allison and Nasir.

KIRBY MOORE

OFFENSIVE COORDINATOR/QUARTERBACKS

FIRST SEASON • BOISE STATE '12

- Former Boise State standout who came to Columbia in January 2023 after serving six years in various roles at Fresno State (2017-22), including the Bulldogs' OC in 2022.
- During his tenure at Fresno, the Bulldogs topped the 4,600-yard mark in total offense five times.
- In 2022, he helped Fresno State to the Mountain West title and Jimmy Kimmel LA Bowl championship.
- He and his wife, Kayla, have two children, a daughter, Sutton, and a son, Cohen.

ERIK LINK

SPECIAL TEAMS COORDINATOR/TIGHT ENDS

FOURTH SEASON • DRAKE '03

- A 20-year coaching veteran, Link has coordinated the Tigers' special teams since his arrival in 2019.
- Has worked with kicker Harrison Mevis, a first-team All-SEC and All-America honoree, since his arrival at Mizzou in 2020.
- Arrived in Columbia after one season at Appalachian State (2019), where the Pioneers led the nation in blocked kicks.
- Part of four-straight conference championship-winning staffs, including a BCS National Championship with Auburn (2010).
- Link and his wife, Jill, have a daughter, Evelyn.

BRANDON JONES

OFFENSIVE LINE

FIRST SEASON • TEXAS TECH '06

- Jones joined the Mizzou coaching staff in April 2023 after helping develop successful offensive line units at Texas Tech (20167-18), Cal (2015-16) and East Carolina (2010-14).
- In Jones's four seasons at Houston (2019-22), five offensive linemen received All-AAC accolades a total of six times.
- In his first season at Texas Tech, the Raiders ranked ninth nationally in passing, 16th in total offense and 23rd in scoring.
- Jones and his wife, Toya, have two daughters, Jordyn and Londyn.

JACOB PEELER

WIDE RECEIVERS

SECOND SEASON • LOUISIANA TECH '07

- Came to Mizzou after stops on the offensive staffs at Texas State (2020-21), at Ole Miss (2017-19) and Cal (2013-16).
- At receivers coach and co-offensive coordinator at Ole Miss, Peeler mentored a pair of NFL standouts in Tennessee's A.J. Brown and Seattle's D.K. Metcalf.
- During his time at Cal, the Golden Bears offense ranked among the top 10 in the nation in passing offense, top 15 in total offense and top 25 in scoring offense for three-straight seasons.

BLAKE BAKER

DEFENSIVE COORDINATOR/SAFETIES

SECOND SEASON • TULANE '08

- Begins his second season as Mizzou's defensive coordinator after previously performing the same role at Miami (Fla.) and Louisiana Tech.
- Baker, who came to Mizzou in 2022 after spending the 2021 season as LSU's linebackers coach, spearheaded a notable turnaround in which the Tigers ranked fourth in the SEC and 33rd nationally by allowing just 340.8 yards per game.
- Baker and his wife, Roslyn, have a daughter, Anderson, and two sons, Byron and Brady.

DJ SMITH

CO-DEFENSIVE COORDINATOR/LINEBACKERS

FOURTH SEASON • APPALACHIAN STATE '10

- Former NFL linebacker who enjoyed four-year pro career following standout college career at Appalachian State.
- Came to Mizzou with head coach Eli Drinkwitz in December 2019, following four years on the staff of his alma mater.
- Has helped develop one of the top linebacker units in the SEC, including current Tigers Chad Bailey and Ty'Ron Hopper.
- Mentored Butkus Award finalist Nick Bolton, a second-round pick in the 2021 NFL Draft and a Super Bowl LVII champion.
- Smith and his wife, Charla, are parents to a son, Carter.

AL DAVIS

DEFENSIVE LINE/INTERIOR

THIRD SEASON • ARKANSAS '12

- Came to Mizzou in 2021 after coaching the defensive tackles at Illinois (2020) and three years at Hutchinson Community College (2017-19).
- Has helped forge one of the strongest defensive line units in the SEC since his arrival in Columbia.
- Played in 49 career games at Arkansas (2009-12) and served as a team captain as a senior.
- Began his collegiate coaching career at his alma mater as a defensive graduate assistant (2014-16).

CURTIS LUPER

RUNNING BACKS

FOURTH SEASON • STEPHEN F. AUSTIN '96

- A 28-year coaching veteran who came to Mizzou in 2019.
- Luper joined the Tigers' staff after notable stops at TCU (2013-19), Auburn (2009-12) and Oklahoma State (2005-08).
- Mentored NFL running backs Tyler Badie and Larry Rountree III since his arrival in Columbia.
- Recruited the likes of Heisman Trophy-winner Cam Newton, and notable NFL Pro Bowlers Dez Bryant and Russell Okung.
- Luper and his wife, Tanya, are the parents of A'rielle, Cameron, Chancellor, Simara, Charitie, Xavier, Cheyenne and Ayden.

KEVIN PEOPLES

DEFENSIVE LINE/EDGE

SECOND SEASON • CARROLL COLLEGE '93

- A 30-year coaching veteran, Peoples joined the Mizzou staff in January 2022 as assistant coach for the defensive line (edge).
- Came to Columbia following stops at Indiana (2020-21), Tulane (2016-19), Georgia Southern (2014-15), UAB (2013), Arkansas (2010-12) and Arkansas State (2002-09).
- Mentored 2022 NFL Draftee Isaiah McGuire, as well as preseason All-SEC DE Darius Robinson, helping the Tigers rank fourth in the SEC and 33rd nationally in total defense last fall.
- Peoples is married to the former Rebecca Chilton.

1 THEO WEASE JR.

LAST TIME OUT: 1 reception, 77 yards, TD vs Florida (11/18/23)

CAREER HIGHS

Catches: 10 at Vanderbilt (9/30/23)
Rec. Yards: 123 at Texas Tech * (11/26/22)
Rec. TDs: 2 vs. Oklahoma State * (11/21/20)
Rec. Long: 77 vs Florida (11/18/23)
Rush Att: 1 vs. Texas * (10/10/20)
Rush Yds: N/A
Rush TDs: N/A
Rush Long: N/A

CAREER STATISTICS

RECEIVING	GP	R	Y	TD	AVG	LG	Y/GM
2019 *	13	8	136	2	17.0	37	10.5
2020 *	11	37	530	4	14.3	48	48.2
2021 *	1	0	0	0	0.0	0	0.0
2022 *	11	19	378	4	19.9	61	34.4
2023	11	44	624	6	14.2	77	56.7
TOTALS	**47**	**108**	**1668**	**16**	**15.3**	**77**	**35.3**

** - Set While Playing For Oklahoma*

3 LUTHER BURDEN III

LAST TIME OUT: 9 receptions, 158 yards vs Florida (11/18/23)

CAREER HIGHS

Catches: 11, 2X
Rec. Yards: 177 vs. Memphis (9/23/23)
Rec. TDs: 2, 3x
Rec. Long: 56 vs. Memphis (9/16/23)
Rush Att: 3, 4x
Rush Yds: 26 vs. Louisiana Tech (9/1/22)
Rush TDs: 1, 2X
Rush Long: 17 vs. Louisiana Tech (9/1/22)

CAREER STATISTICS

RECEIVING	GP	R	Y	TD	AVG	LG	Y/GM
2022	13	45	375	6	8.3	35	28.8
2023	11	77	1142	8	14.8	56	103.8
TOTALS	**24**	**122**	**1517**	**14**	**12.4**	**56**	**63.2**

RUSHING	GP	A	Y	TD	AVG	LG	Y/GM
2022	13	18	88	2	4.9	17	6.8
2023	11	6	11	0	1.8	11	1.0
TOTALS	**24**	**24**	**99**	**2**	**4.1**	**17**	**4.1**

5 MOOKIE COOPER

LAST TIME OUT: 3 receptions, 29 yards vs Florida (11/18/23)

CAREER HIGHS

Catches: 7 vs. LSU (10/7/23)
Rec. Yards: 80 vs. LSU (10/7/23)
Rec. TDs: 1 vs. South Carolina (11/13/21)
Rec. Long: 60 vs. South Carolina (11/13/21)
Rush Att: 3 vs. Central Michigan (9/4/21)
Rush Yds: 10 at Kentucky (9/11/21)
Rush TDs: N/A
Rush Long: 9 at Kentucky (9/11/21)

CAREER STATISTICS

RECEIVING	GP	R	Y	TD	AVG	LG	Y/GM
2020 *	1	0	0	0	0.0	0	0.0
2021	10	18	199	1	11.1	60	19.9
2022	13	26	298	0	11.5	46	22.9
2023	11	34	429	0	12.6	41	39.0
TOTALS	**35**	**78**	**926**	**1**	**11.9**	**60**	**26.5**

RUSHING	GP	A	Y	TD	AVG	LG	Y/GM
2020	1	0	0	0	0.0	0	0.0
2021	10	8	13	0	1.6	9	1.3
2022	13	0	0	0	0.0	0	0.0
2023	11	1	3	0	0.3	3	0.3
TOTALS	**35**	**9**	**16**	**0**	**1.7**	**9**	**0.4**

** - Set While Playing For Ohio State*

7 CODY SCHRADER

LAST TIME OUT: 23 receptions, 148 yards, TD vs Florida (11/18/23)

CAREER HIGHS

Rush Att: 35, 2X
Rush Yds: 278 vs. MO S&T * (10/9/21)
Rush TDs: 4 vs. Davenport * (9/4/21)
Rush Long: 88 vs. Hillsdale * (9/18/21)
Catches: 6, 2X
Rec. Yards: 116 vs. Tennessee (11/11/23)
Rec. TDs: 1, 2X
Rec. Long: 43 vs. Tennessee (11/11/23)

CAREER STATISTICS

RUSHING	GP	A	Y	TD	AVG	LG	Y/GM
2018 *	1	0	0	0	0.0	0	0.0
2019 *	12	96	605	7	6.3	59	50.4
2020 *	4	83	390	7	4.6	66	97.5
2021 *	12	300	2074	25	6.9	88	172.8
2022	13	170	745	9	4.4	63	57.3
2023	11	220	1272	12	5.7	52	115.6
TOTALS	**53**	**869**	**5086**	**60**	**5.8**	**88**	**95.9**

RECEIVING	GP	R	Y	TD	AVG	LG	Y/GM
2018 *	1	0	0	0	0.0	0	0.0
2019 *	12	30	231	1	7.7	30	19.3
2020 *	4	8	52	0	6.5	12	13.0
2021 *	12	22	214	1	9.7	25	17.8
2022	13	19	137	0	7.2	29	10.5
2023	11	17	75	0	5.0	43	7.5
TOTALS	**53**	**96**	**695**	**2**	**7.3**	**43**	**13.3**

** - Set While Playing For Truman State*

8 NATHANIEL PEAT

LAST TIME OUT: 2 carries, 18 yards vs Florida (11/18/23)

CAREER HIGHS

Rush Att: 20, 2X
Rush Yds: 117 at Florida * (10/8/22)
Rush TDs: 1, 8x
Rush Long: 87 vs. USC * (9/11/21)
Catches: 4 vs. UCLA * (9/25/21)
Rec. Yards: 49 vs. MTSU (9/9/23)
Rec. TDs: 1, 2X
Rec. Long: 49 vs. MTSU (9/9/23)

CAREER STATISTICS

RUSHING	GP	A	Y	TD	AVG	LG	Y/GM
2019 *	12	9	57	0	6.3	14	4.8
2020 *	6	29	204	1	7.0	73	34.0
2021 *	12	79	404	3	5.1	87	33.7
2022	12	100	438	2	4.4	34	36.5
2023	11	76	290	2	3.8	19	26.3
TOTALS	**53**	**279**	**1393**	**8**	**4.9**	**87**	**26.2**

RECEIVING	GP	R	Y	TD	AVG	LG	Y/GM
2019 *	12	5	43	0	8.6	21	3.6
2020 *	6	0	0	0	0.0	0	0.0
2021 *	12	11	63	0	5.7	19	5.3
2022	12	10	66	1	6.6	12	5.5
2023	11	6	81	1	15.2	49	12.6
TOTALS	**53**	**32**	**253**	**2**	**7.7**	**49**	**4.8**

** - Set While Playing For Stanford*

10 MEKHI MILLER

LAST TIME OUT: 2 receptions, 24 yards vs Florida (11/18/23)

CAREER HIGHS

Catches: 2, 5x
Rec. Yards: 49 vs. South Dakota (8/31/23)
Rec. TDs: 1 vs. South Dakota (8/31/23)
Rec. Long: 31 vs. South Dakota (8/31/23)
Rush Att: N/A
Rush Yds: N/A
Rush TDs: N/A
Rush Long: N/A

CAREER STATISTICS

RECEIVING	GP	R	Y	TD	AVG	LG	Y/GM
2022	13	8	128	0	16.0	25	9.8
2023	9	10	147	1	14.7	31	16.3
TOTALS	**22**	**18**	**275**	**1**	**15.2**	**31**	**12.5**

12 BRADY COOK

LAST TIME OUT: 20-34, 331 yards, 2 TTD vs Florida (11/18/23)

CAREER HIGHS

Pass Att: 47 vs. LSU (10/7/23)
Completions: 33 at Vanderbilt (9/30/23)
Pass Yds: 411 vs LSU (10/7/23)
Pass TDs: 4 at Vanderbilt (9/30/23)
Pass Long: 79 vs. Abilene Christian (9/17/22)
Rush Att: 20, 2X
Rush Yds: 138 vs. Arkansas (11/25/22)
Rush TDs: 2 vs. Kentucky (11/5/22)
Rush Long: 40 at Tennessee (11/12/22)

CAREER STATISTICS

PASSING	GP	C-A-I	PCT	Y	TD	LG	Y/GM
2020	3	6-7-0	.857	72	1	26	24.0
2021	5	47-59-0	.797	350	2	23	70.0
2022	13	248-383-7	.648	2739	14	79	210.7
2023	11	221-330-6	.670	3077	18	77	279.7
TOTALS	**32**	**502-779-13**	**.644**	**6238**	**35**	**79**	**194.9**

RUSHING	GP	A	Y	TD	AVG	LG	Y/GM
2020	3	1	-10	0	-10.0	0	-3.3
2021	5	22	92	1	4.2	30	18.4
2022	13	139	585	6	4.2	40	45.0
2023	11	88	239	7	2.7	25	21.7
TOTALS	**32**	**250**	**906**	**14**	**3.6**	**40**	**28.3**

17 MARQUIS JOHNSON

LAST TIME OUT: Played vs Florida (11/18/23)

CAREER HIGHS

Catches: 3, at Vanderbilt (9/30/23)
Rec. Yards: 76, vs Memphis (9/23/23)
Rec. TDs: 1, 3X
Rec. Long: 76, vs Memphis (9/23/23)
Rush Att: 1, vs Memphis (9/23/23)
Rush Yds: 3, vs Memphis (9/23/23)
Rush TDs: N/A
Rush Long: N/A

CAREER STATISTICS

RECEIVING	GP	R	Y	TD	AVG	LG	Y/GM
2023	11	11	324	3	29.4	76	29.4
TOTALS	**11**	**11**	**324**	**3**	**29.4**	**76**	**29.4 Kick**

KICK RETURNS	GP	ATT	YDS	TD	Long	AVG/R	AVG/G
2023	11	7	146	0	30	20.9	13.3
TOTAL	**11**	**7**	**146**	**0**	**30**	**20.9**	**13.3**

21 SAM HORN

LAST TIME OUT: Did Not Play vs Florida (11/18/23)

CAREER HIGHS

Pass Att: 5 vs. South Dakota (8/31/23)
Completions: 3 vs. South Dakota (8/31/23)
Pass Yards: 54 vs. South Dakota (8/31/23)
Pass TDs: 1 vs. South Dakota (8/31/23)
Pass Long: 31 vs. South Dakota (8/31/23)
Rush Att: 3 vs. South Dakota (8/31/23)
Rush Yds: .10 vs. New Mexico State (11/19/22)
Rush TDs: N/A
Rush Long: 10 vs. New Mexico State (11/19/22)

CAREER STATISTICS

PASSING	GP	C-A-I	PCT	Y	TD	LG	Y/GM
2022	1	0-2-0	.000	0	0	0	0.0
2023	2	3-5-1	.600	54	0	31	54.0
TOTALS	**3**	**3-7-1**	**.428**	**54**	**0**	**31**	**27.0**

RUSHING	GP	A	Y	TD	AVG	LG	Y/GM
2022	1	1	10	0	10.0	10	10.0
2023	2	3	-1	0	0.0	0	-1.0
TOTALS	**3**	**4**	**9**	**0**	**2.25**	**10**	**4.5**

25 JA'MARION WAYNE

LAST TIME OUT: Played vs Florida (11/18/23)

CAREER HIGHS

Catches: N/A
Rec. Yards: N/A
Rec. TDs: N/A
Rec. Long: N/A
Rush Att: N/A
Rush Yds: N/A
Rush TDs: N/A
Rush Long: N/A

CAREER STATISTICS

RECEIVING	GP	R	Y	TD	AVG	LG	Y/GM
2022	1	0	0	0	0.0	0	0.0
2023	11	0	0	0	0.0	0	00
TOTALS	**12**	**0**	**0**	**0**	**0.0**	**0**	**0.0**

80 TYLER STEPHENS

LAST TIME OUT: Played vs Florida (11/18/23)

CAREER HIGHS

Catches: 4 vs. Ohio * (10/16/21)
Rec. Yards: 52 vs. Ohio * (10/16/21)
Rec. TDs: 1, 2X
Rec. Long: 35 vs. Ohio * (10/16/21)

CAREER STATISTICS

RECEIVING	GP	R	Y	TD	AVG	LG	Y/GM
2020 *	4	0	0	0	0.0	0	0.0
2021 *	11	15	157	1	10.5	35	14.3
2022	12	5	54	1	10.8	28	4.5
2023	10	5	49	0	9.8	20	4.9
TOTALS	**37**	**25**	**260**	**2**	**10.4**	**35**	**7.0**

** - Set While Playing For Buffalo*

87 BRETT NORFLEET

LAST TIME OUT: 3 receptions, 43 yards vs Florida (11/18/23)

CAREER HIGHS

Catches: 4 at Kentucky (10/14/23)
Rec. Yards: 43, vs Florida (11/18/23)
Rec. TDs: 1 vs. LSU (10/7/23)
Rec. Long: 27 vs. K-State (9/16/23)

CAREER STATISTICS

RECEIVING	GP	R	Y	TD	AVG	LG	Y/GM
2023	9	14	163	1	11.6	27	18.1
TOTALS	**9**	**14**	**163**	**1**	**11.6**	**27**	**18.1**

0 JAY JERNIGAN

LAST TIME OUT: 2 tackles, TFL, sack vs Florida (11/18/23)

CAREER HIGHS

Total Tackles: 6 at Boise State * (9/18/21)
UA Tackles: 5 at Boise State * (9/18/21)
TFL: 1.0, 9x
TFL Yards: 12, vs Florida (11/18/23)
Pass Brk Up: 1, * 2X
Sacks: 1.0, 6x
Sack Yds: 12, vs Florida (11/18/23)
Forced Fumble: 1 at Boise State * (9/18/21)
Fumble Rec: N/A
INT: N/A

CAREER STATISTICS

DEFENSIVE	GP	UA	A	TT	TFL	Y	SK	INT	PBU	FF	FR
2019 *	13	8	5	13	4.0	10	2.0	0	0	0	0
2020 *	0	0	0	0	0.0	0	0.0	0	0	0	0
2021 *	14	14	7	22	2.0	13	2.0	0	1	1	0
2022	12	8	6	14	1.5	8	1.0	0	1	0	0
2023	11	7	10	17	2.5	16	1.5	0	0	0	0
TOTALS	**50**	**38**	**28**	**66**	**10.0**	**47**	**6.5**	**0**	**2**	**1**	**0**

** - Set While Playing For Oklahoma State*

1 JC CARLIES

LAST TIME OUT: 7 tackles, TFL, INT, PBU vs Florida (11/18/23)

CAREER HIGHS

Total Tackles: 13 vs. Georgia (10/1/22)
UA Tackles: 11 vs. Georgia (10/1/22)
TFL: 2.5 vs. Georgia (10/1/22)
TFL Yards: 7 vs. Georgia (10/1/22)
Pass Brk Up: 1, 7x
Sacks: 1.0 at Auburn (9/24/22)
Sack Yds: 3 at Auburn (9/24/22)
Forced Fumble: 1, 2X
Fumble Rec: 1, vs. Tennessee (11/11/23)
INT: 1, 9x

CAREER STATISTICS

DEFENSIVE	GP	UA	A	TT	TFL	Y	SK	INT	PBU	FF	FR
2020	10	6	2	8	0.0	0	0.0	0	0	0	0
2021	13	55	13	68	3.0	10	0.0	4	0	1	0
2022	13	60	21	81	4.0	11	1.0	3	4	1	0
2023	10	28	22	50	2.5	7	0.0	2	3	0	1
TOTALS	**46**	**149**	**58**	**207**	**9.5**	**28**	**1.0**	**9**	**7**	**1**	**1**

2 ENNIS RAKESTRAW JR.

LAST TIME OUT: 3 tackles vs Florida (11/18/23)

CAREER HIGHS

Total Tackles: 7 at Mississippi State (12/19/20)
UA Tackles: 5, 2X
TFL: 2.0 vs. Vanderbilt (10/22/22)
TFL Yards: 8 vs. Vanderbilt (10/22/22)
Pass Brk Up: 3 at Florida (10/31/20)
Sacks: 1.0 at South Carolina (11/21/20)
Sack Yds: 2 at South Carolina (11/21/20)
Forced Fumble: 1, 3X
Fumble Rec: 1 vs. Georgia (10/1/22)
INT: 1 vs. Abilene Christian (9/17/22)

CAREER STATISTICS

DEFENSIVE	GP	UA	A	TT	TFL	Y	SK	INT	PBU	FF	FR
2020	10	18	6	24	2.0	4	1.0	0	6	0	0
2021	4	10	3	13	0.0	0	0.0	0	2	0	0
2022	13	27	8	35	4.5	15	0.0	1	12	2	1
2023	9	24	11	35	1.5	4	0	0	4	1	0
TOTALS	**36**	**79**	**28**	**107**	**8.0**	**23**	**1.0**	**1**	**24**	**3**	**1**

4 TRE'VEZ JOHNSON

LAST TIME OUT: 3 tackles vs Florida (11/18/23)

CAREER HIGHS

Total Tackles: 5, * 2X
UA Tackles: 3, * 8x
TFL: 1.0, * 8x
TFL Yards: 6 vs. Florida Atlantic * (9/4/21)
Pass Brk Up: 2, * 2X
Sacks: 1.0 vs. Florida Atlantic * (9/4/21)
Sack Yds: 6 vs. Florida Atlantic * (9/4/21)
Forced Fumble: N/A
Fumble Rec: 1, * 2X
INT: 1, * 3x

CAREER STATISTICS

DEFENSIVE	GP	UA	A	TT	TFL	Y	SK	INT	PBU	FF	FR
2020 *	12	12	3	15	1.0	2	0.0	1	2	0	0
2021 *	10	15	8	23	4.0	13	1.0	1	2	0	0
2022 *	12	21	5	26	2.0	5	0.0	1	2	0	2
2023	11	19	16	35	1.0	2	0.0	0	0	0	0
TOTALS	**45**	**67**	**32**	**99**	**8.0**	**22**	**1.0**	**3**	**6**	**0**	**2**

** - Set While Playing For Florida*

5 KRISTIAN WILLIAMS

LAST TIME OUT: 2 tackles, 0.5 TFL, FR vs Florida (11/18/23)

CAREER HIGHS

Total Tackles: 5 vs. Kentucky (11/5/22)
UA Tackles: 4 vs. Abilene Christian (9/17/22)
TFL: 2.0 vs. Arkansas (11/25/22)
TFL Yards: 14 vs. South Dakota (8/31/23)
Pass Brk Up: 1, 3X
Sacks: 1.0, 2X
Sack Yds: 8 vs. Arkansas (11/25/22)
Forced Fumble: 1, 2X
Fumble Rec: 1, vs Florida (11/18/23)
INT: N/A

CAREER STATISTICS

DEFENSIVE	GP	UA	A	TT	TFL	Y	SK	INT	PBU	FF	FR
2019 *	3	0	2	2	0.0	0	0.0	0	0	0	0
2020 *	7	2	5	7	1.0	8	0.0	0	0	0	0
2021 *	14	3	13	16	0.0	0	0.0	0	1	0	0
2022	13	21	7	28	6.0	19	2.0	0	1	1	0
2023	11	7	10	17	2.5	21	0.0	0	1	0	1
TOTALS	**48**	**33**	**37**	**70**	**9.5**	**42**	**2.0**	**0**	**3**	**1**	**1**

** - Set While Playing For Oregon*

6 DARIUS ROBINSON

LAST TIME OUT: 5 tackles, 2 TFL, sack vs Florida (11/18/23)

CAREER HIGHS

Total Tackles: 8 vs. Army (12/23/21)
UA Tackles: 4 vs. Arkansas (11/25/22)
TFL: 2.5, 2X
TFL Yards: 19 at Kentucky (10/14/23)
Pass Brk Up: 1 at Vanderbilt (10/30/21)
Sacks: 1.5 vs. Kentucky (11/5/22)
Sack Yds: 18 at Kentucky (10/14/23)
Forced Fumble: 1 vs. LSU (10/7/23)
Fumble Rec: N/A
INT: N/A

CAREER STATISTICS

DEFENSIVE	GP	UA	A	TT	TFL	Y	SK	INT	PBU	FF	FR
2019	5	0	1	1	0.0	0	0.0	0	0	0	0
2020	7	6	5	11	1.0	1	1.0	0	0	0	0
2021	10	9	12	21	0.5	1	0.0	0	1	0	0
2022	13	25	10	35	5.5	21	3.5	0	0	0	0
2023	11	26	13	39	11.5	70	7.5	0	0	1	0
TOTALS	**47**	**66**	**41**	**107**	**18.5**	**93**	**12.0**	**0**	**1**	**1**	**0**

7 KRIS ABRAMS-DRAINE

LAST TIME OUT: 6 tackles, TFL vs Florida (11/18/23)

CAREER HIGHS

Total Tackles: 8 vs. Wake Forest (12/23/22)
UA Tackles: 7, 2X
TFL: 1.0, 3X
TFL Yards: 3, 2X
Pass Brk Up: 3 vs. Vanderbilt (10/22/22)
Sacks: N/A
Sack Yds: N/A
Forced Fumble: N/A
Fumble Rec: 1 vs. North Texas (10/9/21)
INT: 1, 7X

CAREER STATISTICS

DEFENSIVE	GP	UA	A	TT	TFL	Y	SK	INT	PBU	FF	FR
2020	5	0	1	1	0.0	0	0.0	0	0	0	0
2021	13	30	7	37	1.0	1	0.0	3	7	0	1
2022	12	36	12	48	0.0	0	0.0	0	14	0	0
2023	11	36	11	47	2.5	6	0.0	4	9	0	0
TOTALS	**41**	**102**	**31**	**133**	**3.5**	**7**	**0.0**	**7**	**30**	**0**	**1**

8 TY'RON HOPPER

LAST TIME OUT: Did Not Play vs Florida (11/18/23)

CAREER HIGHS

Total Tackles: 15 at Missouri * (11/20/21)
UA Tackles: 13 at Missouri * (11/20/21)
TFL: 4.0 at Missouri * (11/20/21)
TFL Yards: 21 at Missouri * (11/20/21)
Pass Brk Up: 2, 2X
Sacks: 1.0, 6x
Sack Yds: 11 at Missouri * (11/20/21)
Forced Fumble: 1, 2X
Fumble Rec: N/A
INT: 1 vs. Louisiana Tech (9/1/22)

CAREER STATISTICS

DEFENSIVE	GP	UA	A	TT	TFL	Y	SK	INT	PBU	FF	FR
2019 *	4	1	1	2	0.5	1	0.0	0	0	0	0
2020 *	11	5	10	15	1.0	3	0.5	0	0	0	0
2021 *	13	34	31	65	10.0	43	3.5	0	2	1	0
2022	13	59	18	77	13.5	41	2.5	1	4	1	0
2023	10	36	19	55	6.0	20	3.0	0	3	0	0
TOTALS	**51**	**135**	**79**	**214**	**31.0**	**108**	**9.5**	**1**	**9**	**2**	**0**

** - Set While Playing For Florida*

9 CHAD BAILEY

LAST TIME OUT: Did Not Play vs Florida (11/18/23)

CAREER HIGHS

Total Tackles: 10 vs. Georgia (11/6/21)
UA Tackles: 9 at Georgia (11/6/21)
TFL: 3.0 vs. Florida (11/20/21)
TFL Yards: 6, 2X
Pass Brk Up: 1, 4X
Sacks: 1.5 vs. Wake Forest (12/23/22)
Sack Yds: 9 vs. Memphis (9/23/23)
Forced Fumble: 1, 2X
Fumble Rec: 1, 3x
INT: N/A

CAREER STATISTICS

DEFENSIVE	GP	UA	A	TT	TFL	Y	SK	INT	PBU	FF	FR
2018	3	0	0	0	0.0	0	0.0	0	0	0	0
2019	6	0	0	0	0.0	0	0.0	0	0	0	0
2020	10	6	5	11	2.0	3	0.0	0	0	0	0
2021	13	39	16	55	5.5	11	1.0	0	0	0	2
2022	11	39	18	57	8.5	16	2.5	0	3	1	1
2023	5	7	10	17	1.0	9	1.0	0	1	1	0
TOTALS	**48**	**91**	**49**	**140**	**17.0**	**39**	**4.5**	**0**	**4**	**2**	**3**

10 DAMEON WILSON

LAST TIME OUT: Played vs Florida (11/18/23)

CAREER HIGHS

Total Tackles: 5.0 vs. Georgia (10/1/22)
UA Tackles: 2, 3x
TFL: N/A
TFL Yards: N/A
Pass Brk Up: N/A
Sacks: N/A
Sack Yds: N/A
Forced Fumble: N/A
Fumble Rec: 1 at Florida (10/8/22)
INT: N/A

CAREER STATISTICS

DEFENSIVE	GP	UA	A	TT	TFL	Y	SK	INT	PBU	FF	FR
2021	2	0	0	0	0.0	0	0.0	0	0	0	0
2022	11	10	6	16	0.0	0	0.0	0	0	0	1
2023	5	1	0	1	0.0	0	0.0	0	0	0	0
TOTALS	**18**	**11**	**6**	**17**	**0.0**	**0**	**0.0**	**0**	**0**	**0**	**1**



12 DREY NORWOOD

LAST TIME OUT: tackle vs Florida (11/18/23)

CAREER HIGHS

Total Tackles: 4 vs. New Mexico St. (11/19/22)
UA Tackles: 4 vs. New Mexico St. (11/19/22)
TFL: 1.0 vs. New Mexico State (11/19/22)
TFL Yards: 7 vs. New Mexico State (11/19/22)
Pass Brk Up: 1, 4x
Sacks: 1.0 vs. New Mexico State (11/19/22)
Sack Yds: 7 vs. New Mexico State (11/19/22)
Forced Fumble: N/A
Fumble Rec: 1, 2X
INT: 1 at South Carolina (10/29/22)

CAREER STATISTICS

DEFENSIVE	GP	UA	A	TT	TFL	Y	SK	INT	PBU	FF	FR
2021 *	3	0	0	0	0.0	0	0.0	0	0	0	0
2022	13	11	3	14	1.0	7	1.0	1	4	0	1
2023	10	9	7	16	0.0	0	0.0	0	1	0	1
TOTALS	**26**	**20**	**10**	**30**	**1.0**	**7**	**1.0**	**1**	**5**	**0**	**2**

** - Set While Playing For Texas A&M*

13 DAYLAN CARNELL

LAST TIME OUT: 2 tackles vs Florida (11/18/23)

CAREER HIGHS

Total Tackles: 8 vs. MTSU (9/9/23)
UA Tackles: 4 vs. Kentucky (11/5/22)
TFL: 2.0, 2X
TFL Yards: 8 vs. MTSU (9/9/23)
Pass Brk Up: 2, 2X
Sacks: 1, 2X
Sack Yds: 6 vs. K-State (9/16/23)
Forced Fumble: N/A
Fumble Rec: 1, 2X
INT: 1, 4X

CAREER STATISTICS

DEFENSIVE	GP	UA	A	TT	TFL	Y	SK	INT	PBU	FF	FR
2021	4	2	0	2	0.0	0	0.0	0	0	0	0
2022	13	22	7	29	2.0	10	0.0	3	6	0	2
2023	11	26	19	45	5.0	19	2.0	1	6	0	0
TOTALS	**28**	**50**	**26**	**76**	**7.0**	**29**	**2.0**	**4**	**12**	**0**	**2**

15 JOHNNY WALKER JR.

LAST TIME OUT: 4 tackles vs Florida (11/18/23)

CAREER HIGHS

Total Tackles: 6, 2X
UA Tackles: 5 vs. South Dakota (8/31/23)
TFL: 2.0 at Kentucky (10/14/23)
TFL Yards: 9 vs. South Dakota (8/31/23)
Pass Brk Up: N/A
Sacks: 1.0, 6x
Sack Yds: 7 vs. South Dakota (8/31/23
Forced Fumble: 1, 2X
Fumble Rec: N/A
INT: N/A

CAREER STATISTICS

DEFENSIVE	GP	UA	A	TT	TFL	Y	SK	INT	PBU	FF	FR
2020	1	0	1	1	0.0	0	0.0	0	0	0	0
2021	7	6	3	9	2.0	6	2.0	0	0	0	0
2022	7	5	2	7	2.0	6	2.0	0	0	0	0
2023	11	22	15	37	7.5	25	4.0	0	0	2	0
TOTALS	**26**	**33**	**21**	**54**	**10.5**	**37**	**8.0**	**0**	**0**	**2**	**0**

19 MARCUS CLARKE

LAST TIME OUT: Did Not Play vs Florida (11/18/23)

CAREER HIGHS

Total Tackles: 6, 2X
UA Tackles: 5 at Pittsburgh * (10/30/21)
TFL: 0.5 at Duke * (12/5/20)
TFL Yards: N/A
Pass Brk Up: 1, 5x
Sacks: N/A
Sack Yds: N/A
Forced Fumble: N/A
Fumble Rec: N/A
INT: 1, 4X

CAREER STATISTICS

DEFENSIVE	GP	UA	A	TT	TFL	Y	SK	INT	PBU	FF	FR
2020 *	5	1	4	5	0.5	0	0.0	1	1	0	0
2021 *	10	16	8	24	0.0	0	0.0	1	3	0	0
2022	8	1	4	5	0.0	0	0.0	0	0	0	0
2023	7	5	4	9	0.0	0	0.0	2	1	0	0
TOTALS	**30**	**23**	**20**	**43**	**0.5**	**0**	**0.0**	**4**	**5**	**0**	**0**

** - Set While Playing For Miami*

20 MARVIN BURKS JR.

LAST TIME OUT: tackle vs Florida (11/18/23)

CAREER HIGHS

Total Tackles: 5 vs. Memphis (9/23/23)
UA Tackles: 4 vs. Memphis (9/23/23)
TFL: 1.0 vs. South Dakota (8/31/23)
TFL Yards: 9 vs. South Dakota (8/31/23)
Pass Brk Up: N/A
Sacks: 1.0 vs. South Dakota (8/31/23)
Sack Yds: 9 vs. South Dakota (8/31/23)
Forced Fumble: N/A
Fumble Rec: N/A
INT: N/A

CAREER STATISTICS

DEFENSIVE	GP	UA	A	TT	TFL	Y	SK	INT	PBU	FF	FR
2023	11	8	6	14	1.0	9	1.0	0	0	0	0
TOTALS	**11**	**8**	**6**	**14**	**1.0**	**9**	**1.0**	**0**	**0**	**0**	**0**

21 NYLES GADDY

LAST TIME OUT: Played vs Florida (11/18/23)

CAREER HIGHS

Total Tackles: 7 vs. Southern * (12/3/22)
UA Tackles: 5, * 2X
TFL: 4.0 vs. Tennessee State * (9/10/22)
TFL Yards: 16 vs. Tennessee State * (9/10/22)
Pass Brk Up: 2 vs. Florida A&M * (9/5/21)
Sacks: 3.5 vs. Tennessee State * (9/10/22)
Sack Yds: 15, 2X
Forced Fumble: 1, * 2X
Fumble Rec: N/A
INT: 1 vs. Mississippi Valley State * (10/30/21)

CAREER STATISTICS

DEFENSIVE	GP	UA	A	TT	TFL	Y	SK	INT	PBU	FF	FR
2019 ^	1	0	0	0	0.0	0	0.0	0	0	0	0
2021 *	12	16	18	34	5.0	26	4.0	1	0	0	0
2022 *	12	26	14	40	11.0	50	7.0	0	2	2	0
2023	11	11	9	20	3.0	16	3.0	0	0	0	0
TOTALS	**36**	**53**	**41**	**94**	**19.0**	**92**	**14.0**	**1**	**4**	**2**	**0**

** - Set While Playing For Jackson State*
^ - Set While Playing For Tennessee

28 JOSEPH CHARLESTON

LAST TIME OUT: 4 tackles vs Florida (11/18/23)

CAREER HIGHS

Total Tackles: 10 vs. Georgia (10/1/22)
UA Tackles: 8 vs. Georgia (10/1/22)
TFL: 1.0, 5x
TFL Yards: 8 vs. Kentucky (11/5/22)
Pass Brk Up: 2, 2X
Sacks: 1.0 vs. Kentucky (11/5/22)
Sack Yds: 8 vs. Kentucky (11/5/22)
Forced Fumble: 1 at Kentucky (10/14/23)
Fumble Rec: N/A
INT: 1 vs. Louisiana Tech (9/1/22)

CAREER STATISTICS

DEFENSIVE	GP	UA	A	TT	TFL	Y	SK	INT	PBU	FF	FR
2019	12	10	2	12	0.0	0	0.0	0	0	0	0
2020 *	11	29	15	44	2.0	3	0.0	0	2	0	0
2021 *	4	3	3	6	0.0	0	0.0	0	0	0	0
2022	12	39	14	53	3.5	12	1.0	1	2	0	0
2023	11	38	10	58	0.5	0	0	0	4	1	0
TOTALS	**50**	**119**	**54**	**173**	**6.0**	**15**	**1.0**	**1**	**8**	**1**	**0**

** - Set While Playing For Clemson*

29 PHILLIP ROCHE

LAST TIME OUT: 2 tackles vs Florida (11/18/23)

CAREER HIGHS

Total Tackles: 3 vs outh Carolina (10/21/23)
UA Tackles: 2 at Kentucky (10/14/23)
TFL: 1.0 at Kentucky (10/14/23)
TFL Yards: 10 at Kentucky (10/14/23)
Pass Brk Up: N/A
Sacks: 1.0 at Kentucky (10/14/23)
Sack Yds: 10 at Kentucky (10/14/23)
Forced Fumble: 1 at Kentucky (10/14/23)
Fumble Rec: N/A
INT: N/A

CAREER STATISTICS

DEFENSIVE	GP	UA	A	TT	TFL	Y	SK	INT	PBU	FF	FR
2023	9	5	4	9	1.0	10	1.0	0	0	1	0
TOTALS	**9**	**5**	**4**	**9**	**1.0**	**10**	**1.0**	**0**	**0**	**1**	**0**

30 CHUCK HICKS

LAST TIME OUT: 9 tackles, 1.5 TFL vs Florida (11/18/23)

CAREER HIGHS

Total Tackles: 8 vs. Colorado State (11/5/20)
UA Tackles: 3, 2X
TFL: 2 vs. Hawai'i * (10/30/20)
TFL Yards: 9 vs. Hawai'i * (10/30/20)
Pass Brk Up: 1, at Georgia (11/5/23)
Sacks: 2 vs. Hawai'i * (10/30/20)
Sack Yds: 9 vs. Hawai'i * (10/30/20)
Forced Fumble: N/A
Fumble Rec: 1, 3X
INT: 1 vs. Hawai'i * (10/30/20)

CAREER STATISTICS

DEFENSIVE	GP	UA	A	TT	TFL	Y	SK	INT	PBU	FF	FR
2019 *	12	3	1	4	0	0	0	0	0	0	0
2020 *	5	8	19	27	3.5	12	2.0	1	0	0	2
2021	7	0	0	0	0	0	0	0	0	0	0
2022	0	0	0	0	0	0	0	0	0	0	0
2023	11	23	20	43	6.5	24	1.0	0	1	0	1
TOTALS	**38**	**34**	**40**	**54**	**10.0**	**36**	**3.0**	**1**	**1**	**0**	**3**

** - Set While Playing For Wyoming*

45 JOE MOORE III

LAST TIME OUT: tackle vs Florida (11/18/23)

CAREER HIGHS

Total Tackles: 4, * 3x
UA Tackles: 3 at Colorado * (10/29/22)
TFL: 1.5 vs. Colorado * (9/25/21)
TFL Yards: 13 vs South Carolina (10/21/23)
Pass Brk Up: N/A
Sacks: 1.5, * 2X
Sack Yds: 13 vs South Carolina (10/21/23)
Forced Fumble: N/A
Fumble Rec: 1 vs. UCLA * (11/5/22)
INT: N/A

CAREER STATISTICS

DEFENSIVE	GP	UA	A	TT	TFL	Y	SK	INT	PBU	FF	FR
2020 *	1	0	0	0	0.0	0	0.0	0	0	0	0
2021 *	11	3	3	6	2.5	9	1.5	0	0	0	0
2022 *	12	10	14	24	4.0	14	2.0	0	0	0	1
2023	10	4	3	7	1.0	13	1.0	0	0	0	0
TOTALS	**34**	**17**	**20**	**37**	**7.5**	**36**	**4.5**	**0**	**0**	**0**	**1**

** - Set While Playing For Arizona State*

90 JOSH LANDRY

LAST TIME OUT: 4 tackles vs Florida (11/18/23)

CAREER HIGHS

Total Tackles: 6 vs. Oklahoma * (12/5/20)
UA Tackles: 4 vs. South Dakota (8/31/23)
TFL: 1.5 vs. Oklahoma * (12/5/20)
TFL Yards: 11 vs. Oklahoma * (12/5/20)
Pass Brk Up: N/A
Sacks: 1.0, * 2X
Sack Yds: 10, * 2X
Forced Fumble: N/A
Fumble Rec: N/A
INT: N/A

CAREER STATISTICS

DEFENSIVE	GP	UA	A	TT	TFL	Y	SK	INT	PBU	FF	FR
2019 *	7	2	0	2	0.0	0	0.0	0	0	0	0
2020 *	7	8	4	12	1.5	11	1.0	0	0	0	0
2021 *	11	4	1	5	1.5	11	1.0	0	0	0	0
2022	12	6	6	12	2.0	6	0.5	0	0	0	0
2023	11	16	16	32	2.5	6	0.0	0	0	0	0
TOTALS	**48**	**36**	**27**	**63**	**7.5**	**34**	**2.5**	**0**	**0**	**0**	**0**

** - Set While Playing For Baylor*

99 REALUS GEORGE JR.

LAST TIME OUT: tackle vs Florida (11/18/23)

CAREER HIGHS

Total Tackles: 4, 4x
UA Tackles: 4 at Kansas State (9/10/22)
TFL: 1.0, 5x
TFL Yards: 5 vs. Kentucky (11/5/22)
Pass Brk Up: 1 at Kentucky (10/14/23)
Sacks: 1.0, 2X
Sack Yds: 5 vs. Kentucky (11/5/22)
Forced Fumble: N/A
Fumble Rec: N/A
INT: N/A

CAREER STATISTICS

DEFENSIVE	GP	UA	A	TT	TFL	Y	SK	INT	PBU	FF	FR
2018 *	3	0	0	0	0.0	0	0.0	0	0	0	0
2021	9	6	3	9	1.0	1	0.0	0	0	0	0
2022	13	14	11	25	3.0	9	1.0	0	0	0	0
2023	11	5	15	20	1.5	4	1.5	0	1	0	0
TOTALS	**36**	**25**	**29**	**54**	**5.5**	**14**	**2.5**	**0**	**1**	**0**	**0**

** - Set While Playing For Miami*

92 HARRISON MEVIS

LAST TIME OUT: 4-4 FG (22, 24, 30, 38), 3-3 PAT vs Florida (11/18/23)

CAREER HIGHS

FGs: 5, 2X
FG Att.: 5, 2X
Long: 61 vs. K-State (9/16/23)
PATs: 6 vs. LSU (10/10/20)

CAREER STATISTICS

KICKING	GP	M-A	PCT	Long	1-19	20-29	30-39	40-49	50+	PAT	PTS
2020	10	17-20	.850	52	1-1	7-7	3-4	2-3	3-4	28-28	79
2021	13	23-25	.920	56	1-1	3-3	5-5	11-13	3-3	41-41	110
2022	13	22-28	.785	56	1-1	4-6	6-8	6-6	4-6	33-33	99
2023	11	22-28	.832	61	0-0	9-9	8-9	2-5	3-5	37-38	103
TOTALS	**47**	**84-101**	**.831**	**61**	**3-3**	**23-25**	**22-27**	**23-29**	**13-18**	**139-140**	**391**

93 LUKE BAUER

LAST TIME OUT: Played vs Florida (11/18/23)

CAREER HIGHS

Punts: 4, at Georgia (11/5/23)
Average: 49.3 vs South Carolina (10/21/23)
Long: 73 vs. LSU (10/7/23)
Inside 20: 2, 2X

CAREER STATISTICS

PUNTING	GP	ATT	YDS	LG	AVG	TB	FC	I20	50+	BLK
2023	11	21	885	73	42.1	1	6	8	5	0
TOTALS	**11**	**21**	**885**	**73**	**42.1**	**1**	**6**	**8**	**5**	**0**

97 RILEY WILLIAMS

LAST TIME OUT: 4 punts, 41.2 average, 2 I-20, 1 50+

CAREER HIGHS

Punts: 8 at Stony Brook * (11/12/22)
Average: 50.0 at Monmouth * (10/29/22)
Long: 60, 2X
Inside 20: 3, 2X

CAREER STATISTICS

PUNTING	GP	ATT	YDS	LG	AVG	TB	FC	I20	50+	BLK
2022 *	11	45	2,010	60	44.7	3	8	13	16	0
2023	5	16	648	53	40.5	0	2	7	3	0
TOTALS	**19**	**101**	**2,658**	**60**	**23.6**	**3**	**10**	**20**	**19**	**0**

** - Set While Playing For Towson*

2023-24 Missouri Football
Game Results
All games

Team Results

	Date	Opponent		Score	Overall	Conf	Time	Attend
	08/31/2023	South Dakota	W	35-10	1-0	0-0	3:27	50434
	09/09/2023	Middle Tenn.	W	23-19	2-0	0-0	3:19	57645
	09/16/2023	Kansas St.	W	30-27	3-0	0-0	3:28	62621
	09/23/2023	vs Memphis	W	34-27	4-0	0-0	3:21	45085
*	09/30/2023	at Vanderbilt	W	38-21	5-0	1-0	3:19	26332
*	10/07/2023	LSU	L	39-49	5-1	1-1	3:45	62621
*	10/14/2023	at Kentucky	W	38-21	6-1	2-1	3:33	61654
*	10/21/2023	South Carolina	W	34-12	7-1	3-1	3:15	62621
*	11/04/2023	at Georgia	L	21-30	7-2	3-2	3:12	92746
*	11/11/2023	Tennessee	W	36-7	8-2	4-2	3:15	62621
*	11/18/2023	Florida	W	33-31	9-2	5-2	3:42	62621

2023-24 Missouri Football
Overall Team Statistics
All games

Team Statistics

	MIZ	OPP
Scoring	**361**	**254**
Points per game	32.8	23.1
Points Off Turnovers	46	35
First Downs	**247**	**209**
Rushing	100	79
Passing	130	109
Penalty	17	21
Rushing Yardage	**1775**	**1373**
Yards gained rushing	2033	1673
Yards lost rushing	258	300
Rushing attempts	400	347
Average per rush	4.4	4.0
Average per game	161.4	124.8
TDs Rushing	21	7
Passing Yardage	**3170**	**2568**
Comp-Att-Int	225-338-7	226-360-9
Average per pass	9.4	7.1
Average per catch	14.1	11.4
Average per game	288.2	233.5
TDs Passing	20	21
Total offense	**4945**	**3941**
Total plays	738	707
Average per play	6.7	5.6
Average per game	449.5	358.3
Kick returns: #-Yards	**19-368**	**24-471**
Punt returns: #-Yards	**6-60**	**8-62**
Int returns: #-Yards	**9-47**	**7-76**
Kick return average	**19.4**	**19.6**
Punt return average	**10.0**	**7.8**
Int return average	**5.2**	**10.9**
Fumbles-Lost	**7-2**	**15-4**
Penalties-Yards	**79-604**	**82-671**
Average per game	54.9	61.0
Punts-Yards	**37-1533**	**50-2136**
Average per punt	41.4	42.7
Net punt average	39.6	41.1
Kickoffs-Yards	**73-4574**	**55-3403**
Average per kick	62.7	61.9
Net kick average	40.2	40.0
Time of possession / game	**30:02**	**29:57**
3rd-down conversion	**64/140**	**58/150**
3rd-down pct	46%	39%
4rd-down conversion	**6/11**	**10/16**

	MIZ	OPP
4rd-down pct	55%	63%
Sacks by-Yards	**30-195**	**20-124**
Misc Yards	**0**	**0**
Touchdowns scored	**42**	**29**
Field goals - attempts	**22-28**	**16-20**
On-Side kicks	**0-0**	**0-1**
Red-zone scores	**(47-48) 98%**	**(30-37) 81%**
Red-zone touchdowns	**(29-48) 60%**	**(19-37) 51%**
PAT-attempts	**(37-38) 97%**	**(28-28) 100%**
2-point conversion-attempts	**(3-4) 75%**	**(1-1) 100%**
Attendance	**421184**	**180732**
Games / Avg per game	7/60169	3/60244
Neutral site games	-	1/45085

Score by Periods

Team	1st	2nd	3rd	4th	OT	TOT
Missouri	76	115	52	118	0	361
Opponents	55	44	71	84	0	254

2023-24 Missouri Football
Individual Statistics
All games

Rushing

Player	gp	att	gain	loss	net	avg	td	lg	avg/g
Cody Schrader	11	220	1295	23	1272	5.8	12	52	115.6
Nathaniel Peat	10	68	318	30	288	4.2	2	19	28.8
Brady Cook	11	88	394	155	239	2.7	7	25	21.7
Luther Burden	11	6	11	0	11	1.8	0	6	1.0
Sam Horn	2	3	9	0	9	3.0	0	6	4.5
Mookie Cooper	11	1	3	0	3	3.0	0	3	0.3
Marquis Johnson	11	1	3	0	3	3.0	0	3	0.3
Luke Bauer	11	1	0	11	-11	-11.0	0	0	-1.0
Team	11	12	0	39	-39	-3.3	0	0	-3.5
Total	**11**	**400**	**2033**	**258**	**1775**	**4.4**	**21**	**52**	**161.4**
Opponents	**11**	**347**	**1673**	**300**	**1373**	**4.0**	**7**	**39**	**124.8**

Passing

Player	gp	effic	comp-att-int	pct	yds	td	lg	avg/g
Brady Cook	11	159.7	221-330-6	67.0	3077	18	77	279.7
Sam Horn	2	176.7	3-5-1	60.0	54	1	31	27.0
Luke Bauer	11	757.6	1-1-0	100.0	39	1	39	3.5
Team	11	0.0	0-2-0	0.0	0	0	0	0.0
Total	**11**	**160.7**	**225-338-7**	**66.6**	**3170**	**20**	**77**	**288.2**
Opponents	**11**	**136.9**	**226-360-9**	**62.8**	**2568**	**21**	**61**	**233.5**

Receiving

Player	gp	no.	yds	avg	td	lg	avg/g
Luther Burden	11	77	1142	14.8	8	56	103.8
Theo Wease	11	44	624	14.2	6	77	56.7
Mookie Cooper	11	34	429	12.6	0	41	39.0
Cody Schrader	11	22	191	8.7	0	43	17.4
Brett Norfleet	10	14	163	11.6	1	27	16.3
Marquis Johnson	11	11	324	29.5	3	76	29.5
Mekhi Miller	9	10	147	14.7	1	31	16.3
Nathaniel Peat	10	6	81	13.5	1	49	8.1
Tyler Stephens	11	5	49	9.8	0	20	4.5
Daniel Blood	8	2	20	10.0	0	16	2.5
Total	**11**	**225**	**3170**	**14.1**	**20**	**77**	**288.2**
Opponents	**11**	**226**	**2568**	**11.4**	**21**	**61**	**233.5**

Punt Returns

Player	no.	yds	avg	td	lg
Luther Burden	6	60	10.0	0	17
Total	**6**	**60**	**10.0**	**0**	**17**
Opponents	**8**	**62**	**7.8**	**0**	**17**

Interceptions

Player	no.	yds	avg	td	lg
Kris Abrams-Draine	4	9	2.3	0	6
Jaylon Carlies	2	0	0.0	0	0
Marcus Clarke	2	0	0.0	0	0
Daylan Carnell	1	38	38.0	1	38
Total	**9**	**47**	**5.2**	**1**	**38**
Opponents	**7**	**76**	**10.9**	**1**	**36**

Kick Returns

Player	no.	yds	avg	td	lg
Marquis Johnson	7	146	20.9	0	30
Nathaniel Peat	5	95	19.0	0	26
Marvin Burks	4	74	18.5	0	22
Kris Abrams-Draine	2	33	16.5	0	17
Tre'Vez Johnson	1	20	20.0	0	20
Total	**19**	**368**	**19.4**	**0**	**30**
Opponents	**24**	**471**	**19.6**	**0**	**36**

Fumble Returns

Player	no.	yds	avg	td	lg
Kristian Williams	1	0	0.0	0	0
Jaylon Carlies	1	0	0.0	0	0
Dreyden Norwood	1	0	0.0	0	0
Chuck Hicks	1	0	0.0	0	0
Total	**4**	**0**	**0.0**	**0**	**0**
Opponents	**2**	**4**	**2.0**	**0**	**4**

2023-24 Missouri Football
Individual Statistics
All games

Scoring

			PAT						
Player	**td**	**fg**	**kick**	**rush**	**rcv**	**pass**	**dxp**	**saf**	**pts**
Harrison Mevis	-	22-28	37-38	-	-	-	-	-	103
Cody Schrader	12	-	-	1	-	-	-	-	74
Luther Burden	8	-	-	-	1	-	-	-	50
Brady Cook	7	-	-	1	-	1	-	-	44
Theo Wease	6	-	-	-	-	-	-	-	36
Nathaniel Peat	3	-	-	-	-	-	-	-	18
Marquis Johnson	3	-	-	-	-	-	-	-	18
Daylan Carnell	1	-	-	-	-	-	-	-	6
Mekhi Miller	1	-	-	-	-	-	-	-	6
Brett Norfleet	1	-	-	-	-	-	-	-	6
Total	**42**	**22-28**	**37-38**	**2**	**1**	**1**	**0**	**0**	**361**
Opponents	**29**	**16-20**	**28-28**	**0**	**1**	**1**	**0**	**1**	**254**

Field Goals

Player	**fg**	**pct.**	**01-19**	**20-29**	**30-39**	**40-49**	**50-99**	**lg**	**blk**
Harrison Mevis	22-28	78.6	0-0	9-9	8-9	2-5	3-5	61	1
Opponents	**16-20**	**80.0**	**0-0**	**5-6**	**4-4**	**6-7**	**1-3**	**51**	**0**

FG Sequence

Team Name	**Missouri**	**Opponents**
South Dakota	48,34	(40)
Middle Tenn.	(38)	(25)
Kansas St.	(30),53,(25),(61)	55,(46),(26)
Memphis	(25),(32)	(43),(22)
Vanderbilt	(23)	
LSU	(50),44,54	(48),(29),29
Kentucky	(25),(31),46,(29)	
South Carolina	(21),(53)	51,(51),(41),(38),(21)
Georgia	(37),(42)	(33),(30),(48)
Tennessee	(31),(46),(23)	41
Florida	(22),(38),(24),(30)	(35)

Numbers in (parentheses) indicate field goal was made

Total Offense

Player	**g**	**plays**	**rush**	**pass**	**total**	**avg/g**
Brady Cook	11	418	239	3077	3316	301.5
Cody Schrader	11	220	1272	0	1272	115.6
Nathaniel Peat	10	68	288	0	288	28.8
Sam Horn	2	8	9	54	63	31.5
Luke Bauer	11	2	-11	39	28	2.5
Luther Burden	11	6	11	0	11	1.0
Mookie Cooper	11	1	3	0	3	0.3
Marquis Johnson	11	1	3	0	3	0.3
Team	11	0	-39	0	-39	-3.5
Total	**11**	**738**	**1775**	**3170**	**4945**	**449.5**
Opponents	**11**	**707**	**1373**	**2568**	**3941**	**358.3**

Punting

Player	**no.**	**yds**	**avg**	**lg**	**tb**	**fc**	**i20**	**50+**	**blk**
Luke Bauer	21	885	42.1	73	1	6	8	5	0
Riley Williams	16	648	40.5	53	0	2	7	3	0
Total	**37**	**1533**	**41.4**	**73**	**1**	**8**	**15**	**8**	**0**
Opponents	**50**	**2136**	**42.7**	**65**	**1**	**15**	**15**	**11**	**1**

Kickoffs

Player	**no.**	**yds**	**avg**	**tb**	**ob**	**retn**	**net**	**ydln**
Harrison Mevis	69	4322	62.6	40	0			
Blake Craig	4	252	63.0	0	0			
Total	**73**	**4574**	**62.7**	**40**	**0**	**23**	**40.2**	**24**
Opponents	**55**	**3403**	**61.9**	**24**	**1**	**19**	**40**	**24**

All Purpose

Player	g	rush	rcv	pr	kr	ir	total	avg/g
Cody Schrader	11	1272	191	0	0	0	1463	133.0
Luther Burden	11	11	1142	60	0	0	1213	110.3
Theo Wease	11	0	624	0	0	0	624	56.7
Marquis Johnson	11	3	324	0	146	0	473	43.0
Nathaniel Peat	10	288	81	0	95	0	464	46.4
Mookie Cooper	11	3	429	0	0	0	432	39.3
Brady Cook	11	239	0	0	0	0	239	21.7
Brett Norfleet	10	0	163	0	0	0	163	16.3
Mekhi Miller	9	0	147	0	0	0	147	16.3
Marvin Burks	11	0	0	0	74	0	74	6.7
Tyler Stephens	11	0	49	0	0	0	49	4.5
Kris Abrams-Draine	11	0	0	0	33	9	42	3.8
Daylan Carnell	11	0	0	0	0	38	38	3.5
Tre'Vez Johnson	11	0	0	0	20	0	20	1.8
Daniel Blood	8	0	20	0	0	0	20	2.5
Sam Horn	2	9	0	0	0	0	9	4.5
Luke Bauer	11	-11	0	0	0	0	-11	-1.0
Team	11	-39	0	0	0	0	-39	-3.5
Total	**11**	**1775**	**3170**	**60**	**368**	**47**	**5420**	**492.7**
Opponents	**11**	**1373**	**2568**	**62**	**471**	**76**	**4550**	**413.6**

2023-24 Missouri Football
Overall Defense Statistics
All games

Team Defense

			Tackles				Sacks	Pass defense			Fumbles		blkd	
##	Player	gp	ua	a	tot	tfl/yds	no-yds	int-yds	brup	qbh	fr-yds	ff	kick	saf
28	Joseph Charleston	11	38	20	58	0.5-0	.	.	4	3	.	1	.	.
8	Ty'Ron Hopper	10	36	19	55	6-20	3-15	.	3	6	.	.	.	.
1	Jaylon Carlies	10	28	22	50	2.5-7	.	2-0	3	2	1-0	.	.	.
7	Kris Abrams-Draine	11	36	11	47	2.5-6	.	4-9	12	1	.	1	.	.
13	Daylan Carnell	11	26	19	45	5-19	2-11	1-38	6	5	.	.	.	.
30	Chuck Hicks	11	23	20	43	6.5-24	1-7	.	1	1	1-0	.	.	.
6	Darius Robinson	10	26	13	39	11.5-70	7.5-50	.	.	4	.	1	.	.
15	Johnny Walker	11	22	15	37	7.5-25	4-18	.	.	8	.	2	.	.
2	Ennis Rakestraw Jr.	9	24	11	35	1.5-4	.	.	4	.	.	1	.	.
4	Tre'Vez Johnson	11	19	16	35	1-2	.	.	.	.	.	.	.	.
90	Josh Landry	11	16	16	32	2.5-6	.	.	.	2	.	.	.	.
14	Triston Newson	11	12	14	26	2.5-8	0.5-4	.	.	1	.	.	.	.
21	Nyles Gaddy	11	11	9	20	3-16	3-16	.	.	2	.	.	.	.
99	Realus George Jr.	11	5	15	20	1.5-4	1.5-4	.	1	1	.	.	.	.
5	Kristian Williams	11	7	10	17	2.5-21	.	.	1	1	1-0	2	.	.
0	Jayden Jernigan	11	7	10	17	2.5-16	1.5-15	.	.	3	.	.	.	.
9	Chad Bailey	5	7	10	17	1-9	1-9	.	1	.	.	1	.	.
12	Dreyden Norwood	10	9	7	16	.	.	.	2	.	1-0	.	.	.
3	Sidney Williams	11	9	7	16	1-1	1-1	.	.	.	.	.	.	.
20	Marvin Burks	11	8	6	14	1-9	1-9	.	.	.	.	.	.	.
29	Phillip Roche	9	5	4	9	1-10	1-10	.	.	.	.	1	.	.
19	Marcus Clarke	7	5	4	9	.	.	2-0	1	.	.	.	.	.
45	Joe Moore	10	4	3	7	1-13	1-13	.	.	.	.	.	.	.
22	Will Norris	11	4	1	5	.	.	.	.	.	.	.	.	.
17	Marquis Johnson	11	2	1	3	.	.	.	.	.	.	.	.	.
25	Ja'Marion Wayne	11	3	.	3	.	.	.	.	.	.	.	.	.
98	Austin Firestone	8	2	.	2	1-13	1-13	.	.	.	.	.	.	.
3	Luther Burden	11	2	.	2	.	.	.	.	.	.	.	.	.
79	Armand Membou	11	2	.	2	.	.	.	.	.	.	.	.	.
7	Cody Schrader	11	.	1	1	.	.	.	.	.	.	.	.	.
10	Dameon Wilson	6	1	.	1	.	.	.	.	.	.	.	.	.
17	Tyler Hibbler	6	1	.	1	.	.	.	.	.	.	.	.	.
10	Mekhi Miller	9	1	.	1	.	.	.	.	.	.	.	.	.
46	Ben Straatmann	7	1	.	1	.	.	.	.	.	.	.	.	.
69	Drake Heismeyer	11	1	.	1	.	.	.	.	.	.	.	.	.
39	Caimin Hayes	10	.	.	.	.	.	.	.	.	.	.	1	.
	Totals	**11**	**403**	**284**	**687**	**65-303**	**30-195**	**9-47**	**39**	**40**	**4-0**	**10**	**1**	**0**
	Opponents	11	430	270	700	62-216	20-124	7-76	29	24	2-4	4	1	1

2023-24 Missouri Football
Team Game-by-Game Comparison
All games

as of Nov 19, 2023

Opponent	Score	First Downs Total	First Downs Rush	First Downs Pass	First Downs Pen	Rushing Number-Yards	Passing Comp-Att.-Int	Passing Yards	Total Offense Plays-Yards	Return Yards	Turn-Overs
South Dakota	35-10	22 / 14	11 / 4	9 / 9	2 / 1	40-221 / 35-46	20-26-1 / 15-25-0	226 / 148	66-447 / 60-194	74 / 37	1 / 0
Middle Tenn.	23-19	21 / 16	12 / 5	6 / 10	3 / 1	46-112 / 29-66	14-19-0 / 22-36-0	204 / 219	65-316 / 65-285	67 / 25	0 / 0
Kansas St.	30-27	20 / 19	3 / 7	15 / 11	2 / 1	28-74 / 35-138	23-36-0 / 25-39-1	356 / 270	64-430 / 74-408	45 / 67	0 / 1
Memphis	34-27	22 / 22	11 / 6	11 / 15	0 / 1	36-201 / 29-83	18-25-0 / 31-47-2	341 / 316	61-542 / 76-399	58 / 21	1 / 2
Vanderbilt	38-21	28 / 15	6 / 3	21 / 10	1 / 2	34-137 / 20-41	33-41-0 / 20-31-1	395 / 259	75-532 / 51-300	31 / 36	1 / 1
LSU	39-49	23 / 25	6 / 11	17 / 10	0 / 4	21-116 / 43-274	30-47-2 / 15-23-0	411 / 259	68-527 / 66-533	19 / 47	2 / 0
Kentucky	38-21	21 / 19	6 / 12	11 / 5	4 / 2	38-118 / 31-181	20-30-1 / 14-27-2	214 / 120	68-332 / 58-301	70 / 103	1 / 3
South Carolina	34-12	22 / 20	12 / 6	10 / 11	0 / 3	40-213 / 29-69	15-25-0 / 23-40-1	205 / 217	65-418 / 69-286	25 / 64	0 / 1
Georgia	21-30	21 / 21	11 / 9	8 / 10	2 / 2	34-151 / 33-131	14-30-2 / 21-32-0	212 / 254	64-363 / 65-385	18 / 111	2 / 0
Tennessee	36-7	26 / 15	14 / 6	10 / 8	2 / 1	51-255 / 23-83	18-24-1 / 22-34-1	275 / 267	75-530 / 57-350	38 / 72	1 / 3
Florida	33-31	21 / 23	8 / 10	12 / 10	1 / 3	32-177 / 40-261	20-35-0 / 18-26-1	331 / 239	67-508 / 66-500	30 / 30	0 / 2
Totals	**361-254**	**247 / 209**	**100 / 79**	**130 / 109**	**17 / 21**	**400-1775 / 347-1373**	**225-338-7 / 226-360-9**	**3170 / 2568**	**738-4945 / 707-3941**	**475 / 613**	**9 / 13**

Opponents	3rd Down Conversion	4th Down Conversion	Time of Possession	TOP Margin	Avg Yds/Rush	Avg Yds/Pass	Avg Yds/Play	Punting Number-Avg	Penalties Number-Yards	Sacks
South Dakota	6-10 / 2-13	0-1 / 2-3	28:55 / 30:58	-02:03	5.5 / 1.3	8.7 / 5.9	6.8 / 3.2	2-40.0 / 6-37.3	7-56.0 / 6-57.0	2 / 1
Middle Tenn.	7-13 / 9-18	0-0 / 2-3	32:00 / 28:00	04:00	2.4 / 2.3	10.7 / 6.1	4.9 / 4.4	4-34.8 / 5-43.2	5-50.0 / 6-42.0	4 / 4
Kansas St.	3-13 / 8-17	1-1 / 0-0	26:00 / 34:00	-08:00	2.6 / 3.9	9.9 / 6.9	6.7 / 5.5	6-44.0 / 5-38.4	6-40.0 / 7-65.0	3 / 2
Memphis	0-8 / 7-18	1-2 / 3-4	27:20 / 32:40	-05:20	5.6 / 2.9	13.6 / 6.7	8.9 / 5.3	3-47.0 / 4-44.8	7-41.0 / 5-39.0	3 / 2
Vanderbilt	6-12 / 2-10	0-1 / 1-2	35:58 / 24:02	11:56	4.0 / 2.1	9.6 / 8.4	7.1 / 5.9	3-41.7 / 6-48.0	9-75.0 / 4-25.0	1 / 0
LSU	4-11 / 6-12	1-2 / 0-0	27:40 / 32:20	-04:40	5.5 / 6.4	8.7 / 11.3	7.8 / 8.1	2-45.0 / 3-43.7	11-63.0 / 11-83.0	2 / 2
Kentucky	6-14 / 5-12	1-1 / 0-1	31:07 / 28:53	02:14	3.1 / 5.8	7.1 / 4.4	4.9 / 5.2	3-38.3 / 5-38.0	6-65.0 / 14-122.0	4 / 2
South Carolina	7-13 / 3-13	0-1 / 0-1	28:52 / 31:08	-02:16	5.3 / 2.4	8.2 / 5.4	6.4 / 4.1	3-49.3 / 4-46.8	6-55.0 / 6-35.0	5 / 0
Georgia	5-13 / 6-13	1-1 / 1-1	25:42 / 34:18	-08:36	4.4 / 4.0	7.1 / 7.9	5.7 / 5.9	4-37.8 / 3-44.3	8-49.0 / 5-60.0	3 / 3
Tennessee	11-17 / 5-13	0-0 / 0-0	39:56 / 20:04	19:52	5.0 / 3.6	11.5 / 7.9	7.1 / 6.1	3-38.3 / 6-43.7	7-50.0 / 9-95.0	1 / 3
Florida	9-16 / 5-11	1-1 / 1-1	26:52 / 33:08	-06:16	5.5 / 6.5	9.5 / 9.2	7.6 / 7.6	4-41.3 / 3-44.7	7-60.0 / 9-48.0	2 / 1
Totals	**64-140 / 58-150**	**6-11 / 10-16**	**330:22 / 329:31**	**00:51**	**4.4 / 4.0**	**9.4 / 7.1**	**6.7 / 5.6**	**37-41.4 / 50-42.7**	**79-604.0 / 82-671.0**	**30 / 20**

Note: Game totals are displayed in the format TEAM/OPPONENT for each category

2023-24 Missouri Football
Red-Zone Results
All games

Missouri Inside Opponent Red-Zone

Date	Opponent		Score	Times In RZ	Times Scored	Total Pts	TDs	Rush TDs	Pass TDs	FGs Made	Failed to score inside RZ FGA	Down	Int	Fumb	Half	Game
08/31/2023	South Dakota	W	35-10	6	5	35	5	3	2	0	1	0	0	0	0	0
09/09/2023	Middle Tenn.	W	23-19	3	3	16	2	1	1	1	1	0	0	0	0	0
09/16/2023	Kansas St.	W	30-27	3	3	13	1	1	0	2	2	0	0	0	0	0
09/23/2023	vs Memphis	W	34-27	4	4	20	2	1	1	2	2	0	0	0	0	0
09/30/2023	at Vanderbilt	W	38-21	5	5	31	4	1	3	1	1	0	0	0	0	0
10/07/2023	LSU	L	39-49	4	4	29	4	2	2	0	0	0	0	0	0	0
10/14/2023	at Kentucky	W	38-21	6	6	31	3	2	1	3	3	0	0	0	0	0
10/21/2023	South Carolina	W	34-12	4	4	24	3	3	0	1	1	0	0	0	0	0
11/04/2023	at Georgia	L	21-30	3	3	14	1	1	0	2	2	0	0	0	0	0
11/11/2023	Tennessee	W	36-7	5	5	26	3	2	1	2	2	0	0	0	0	0
11/18/2023	Florida	W	33-31	5	5	19	1	1	0	4	4	0	0	0	0	0
	Totals 47 of 48 (97.9%)			**48**	**47**	**258**	**29**	**18**	**11**	**18**	**19**	**0**	**0**	**0**	**0**	**0**

Opponents Inside Missouri Red-Zone

Date	Opponent		Score	Times In RZ	Times Scored	Total Pts	TDs	Rush TDs	Pass TDs	FGs Made	Failed to score inside RZ FGA	Down	Int	Fumb	Half	Game
08/31/2023	South Dakota	W	35-10	2	2	10	1	0	1	1	1	0	0	0	0	0
09/09/2023	Middle Tenn.	W	23-19	3	3	17	2	0	2	1	1	0	0	0	0	0
09/16/2023	Kansas St.	W	30-27	4	4	24	3	0	3	1	1	0	0	0	0	0
09/23/2023	Memphis	W	34-27	3	3	17	2	0	2	1	1	0	0	0	0	0
09/30/2023	Vanderbilt	W	38-21	2	1	7	1	1	0	0	0	0	1	0	0	0
10/07/2023	LSU	L	39-49	4	3	17	2	1	1	1	2	0	0	0	0	0
10/14/2023	Kentucky	W	38-21	5	3	21	3	1	2	0	0	1	1	0	0	0
10/21/2023	South Carolina	W	34-12	4	3	9	0	0	0	3	4	0	0	0	0	0
11/04/2023	Georgia	L	21-30	5	5	27	3	1	2	2	2	0	0	0	0	0
11/11/2023	Tennessee	W	36-7	1	0	0	0	0	0	0	1	0	0	0	0	0
11/18/2023	Florida	W	33-31	4	3	17	2	1	1	1	1	0	0	1	0	0
	Totals 30 of 37 (81.1%)			**37**	**30**	**166**	**19**	**5**	**14**	**11**	**14**	**1**	**2**	**1**	**0**	**0**

2023-24 Missouri Football
Team Game-by-Game
All games

		Rushing				Receiving				Passing				Kick Returns				Punt Returns				tot
Date	Opponent	no.	yds	td	lg	no.	yds	td	lg	cmp-att-int	yds	td	lg	no.	yds	td	lg	no.	yds	td	lg	off
08/31/2023	South Dakota	40	221	3	42	20	226	2	31	20-26-1	226	2	31	3	56	0	23	2	18	0	15	447
09/09/2023	Middle Tenn.	46	112	1	15	14	204	2	49	14-19-0	204	2	49	3	52	0	19	2	15	0	13	316
09/16/2023	Kansas St.	28	74	1	36	23	356	2	47	23-36-0	356	2	47	2	42	0	22	0	0	0	0	430
09/23/2023	vs Memphis	36	201	2	37	18	341	2	76	18-25-0	341	2	76	3	58	0	26	0	0	0	0	542
09/30/2023	at Vanderbilt	34	137	1	19	33	395	4	44	33-41-0	395	4	44	1	14	0	14	1	17	0	17	532
10/07/2023	LSU	21	116	3	52	30	411	2	42	30-47-2	411	2	42	1	19	0	19	0	0	0	0	527
10/14/2023	at Kentucky	38	118	2	25	20	214	2	39	20-30-1	214	2	39	2	54	0	30	1	10	0	10	332
10/21/2023	South Carolina	40	213	3	29	15	205	1	42	15-25-0	205	1	42	1	25	0	25	0	0	0	0	418
11/04/2023	at Georgia	34	151	1	19	14	212	1	39	14-30-2	212	1	39	2	18	0	13	0	0	0	0	363
11/11/2023	Tennessee	51	255	2	35	18	275	1	48	18-24-1	275	1	48	0	0	0	0	0	0	0	0	530
11/18/2023	Florida	32	177	2	42	20	331	1	77	20-35-0	331	1	77	1	30	0	30	0	0	0	0	508
Missouri		**400**	**1775**	**21**	**52**	**225**	**3170**	**20**	**77**	**225-338-7**	**3170**	**20**	**77**	**19**	**368**	**0**	**30**	**6**	**60**	**0**	**17**	**4945**
Opponents		**347**	**1373**	**7**	**39**	**226**	**2568**	**21**	**61**	**226-360-9**	**2568**	**21**	**61**	**24**	**471**	**0**	**36**	**8**	**62**	**0**	**17**	**3941**

Missouri Averages

Games	Avg/ rush	Avg/ catch	Pass effic	KR avg	PR avg	All purpose avg/game	Total offense avg/game
11	4.4	14.1	160.7	19.4	10.0	492.7	449.5

		Tackles				Sacks	Fumble		Pass Defense			blkd	PAT attempts			off		
Date	Opponent	ua	a	total	tfl-yds	no-yds	ff	fr-yds	int-yds	qbh	brup	kick	kick	rush	rcv	saf	t/o	pts
08/31/2023	South Dakota	43	12	55	5.0-38	2-16	1	0-0	0-0	1	1	1	5-5	0	0	0	0	35
09/09/2023	Middle Tenn.	33	28	61	11.0-43	4-21	0	0-0	0-0	5	5	0	2-3	0	0	0	0	23
09/16/2023	Kansas St.	46	18	64	4.0-15	3-13	0	0-0	1-3	6	6	0	3-3	0	0	0	3	30
09/23/2023	vs Memphis	42	28	70	7.0-26	3-18	2	0-0	2-0	5	4	0	4-4	0	0	0	3	34
09/30/2023	at Vanderbilt	28	22	50	5.0-21	1-13	0	0-0	1-0	10	3	0	5-5	0	0	0	0	38
10/07/2023	LSU	27	50	77	3.0-15	2-4	2	0-0	0-0	1	4	0	4-4	1	0	0	0	39
10/14/2023	at Kentucky	35	20	55	6.0-32	4-29	2	1-0	2-6	3	2	0	3-3	1	0	0	6	38
10/21/2023	South Carolina	40	30	70	7.0-48	5-44	1	0-0	1-0	4	5	0	4-4	0	0	0	7	34
11/04/2023	at Georgia	46	14	60	5.0-17	3-13	0	0-0	0-0	0	6	0	1-1	0	1	0	0	21
11/11/2023	Tennessee	27	30	57	5.0-16	1-5	2	2-0	1-38	3	2	0	3-3	0	0	0	17	36
11/18/2023	Florida	36	32	68	7.0-32	2-19	0	1-0	1-0	2	1	0	3-3	0	0	0	10	33
Missouri		**403**	**284**	**687**	**65.0-303**	**30-195**	**10**	**4-0**	**9-47**	**40**	**39**	**1**	**37-38**	**2**	**1**	**0**	**46**	**361**
Opponents		**430**	**270**	**700**	**62.0-216**	**20-124**	**4**	**2-4**	**7-76**	**24**	**29**	**1**	**28-28**	**0**	**1**	**1**	**35**	**254**

		Punting									Field Goals			Kickoffs				
Date	Opponent	no.	yds	avg	long	blkd	tb	fc	50+	i20	md-att	long	blkd	no.	yds	avg	tb	ob
08/31/2023	South Dakota	2	80	40.0	40	0	0	0	0	1	0-2	0	0	6	387	64.5	5	0
09/09/2023	Middle Tenn.	4	139	34.8	45	0	0	0	0	3	1-1	38	0	6	387	64.5	5	0
09/16/2023	Kansas St.	6	264	44.0	53	0	0	2	2	1	3-4	61	0	6	386	64.3	5	0
09/23/2023	vs Memphis	3	141	47.0	59	0	0	1	1	1	2-2	32	0	7	446	63.7	5	0
09/30/2023	at Vanderbilt	3	125	41.7	44	0	1	0	0	2	1-1	23	0	7	448	64.0	5	0
10/07/2023	LSU	2	90	45.0	73	0	0	0	1	1	1-3	50	0	6	387	64.5	4	0
10/14/2023	at Kentucky	3	115	38.3	39	0	0	2	0	0	3-4	31	1	8	451	56.4	2	0
10/21/2023	South Carolina	3	148	49.3	64	0	0	0	2	2	2-2	53	0	7	425	60.7	2	0
11/04/2023	at Georgia	4	151	37.8	50	0	0	2	1	1	2-2	42	0	5	309	61.8	0	0
11/11/2023	Tennessee	3	115	38.3	47	0	0	1	0	1	3-3	46	0	7	436	62.3	1	0
11/18/2023	Florida	4	165	41.3	50	0	0	0	1	2	4-4	38	0	8	512	64.0	6	0
Missouri		**37**	**1533**	**41.4**	**73**	**0**	**1**	**8**	**8**	**15**	**22-28**	**61**	**1**	**73**	**4574**	**62.7**	**40**	**0**
Opponents		**50**	**2136**	**42.7**	**65**	**1**	**1**	**15**	**11**	**15**	**16-20**	**51**	**0**	**55**	**3403**	**61.9**	**24**	**1**

2023-24 Missouri Football
By Quarter Statistics
All games

3rd-Down Conversions

Date	Opponent		Score	Overall		1st Qtr		2nd Qtr		3rd Qtr		4th Qtr		Overtime	
08/31/2023	South Dakota	W	35-10	6-10	60.0	1-2	50.0	2-3	66.7	1-2	50.0	2-3	66.7	0-0	0.0
09/09/2023	Middle Tenn.	W	23-19	7-13	53.8	0-4	0.0	4-4	100.0	3-3	100.0	0-2	0.0	0-0	0.0
09/16/2023	Kansas St.	W	30-27	3-13	23.1	1-2	50.0	0-4	0.0	0-2	0.0	2-5	40.0	0-0	0.0
09/23/2023	vs Memphis	W	34-27	0-8	0.0	0-1	0.0	0-2	0.0	0-3	0.0	0-2	0.0	0-0	0.0
09/30/2023	at Vanderbilt	W	38-21	6-12	50.0	2-3	66.7	1-2	50.0	2-3	66.7	1-4	25.0	0-0	0.0
10/07/2023	LSU	L	39-49	4-11	36.4	1-1	100.0	1-3	33.3	2-4	50.0	0-3	0.0	0-0	0.0
10/14/2023	at Kentucky	W	38-21	6-14	42.9	1-3	33.3	4-6	66.7	0-2	0.0	1-3	33.3	0-0	0.0
10/21/2023	South Carolina	W	34-12	7-13	53.8	1-2	50.0	1-2	50.0	2-4	50.0	3-5	60.0	0-0	0.0
11/04/2023	at Georgia	L	21-30	5-13	38.5	2-2	100.0	1-5	20.0	0-2	0.0	2-4	50.0	0-0	0.0
11/11/2023	Tennessee	W	36-7	11-17	64.7	5-6	83.3	2-4	50.0	2-3	66.7	2-4	50.0	0-0	0.0
11/18/2023	Florida	W	33-31	9-16	56.3	2-5	40.0	3-5	60.0	2-2	100.0	2-4	50.0	0-0	0.0
	Missouri			**64-140**	**45.7**	**16-31**	**51.6**	**19-40**	**47.5**	**14-30**	**46.7**	**15-39**	**38.5**	**0-0**	**0.0**
	Opponents			**58-150**	**38.7**	**14-36**	**38.9**	**16-38**	**42.1**	**16-37**	**43.2**	**12-39**	**30.8**	**0-0**	**0.0**

4th-Down Conversions

Date	Opponent		Score	Overall		1st Qtr		2nd Qtr		3rd Qtr		4th Qtr		Overtime	
08/31/2023	South Dakota	W	35-10	0-1	0.0	0-0	0.0	0-0	0.0	0-0	0.0	0-1	0.0	0-0	0.0
09/09/2023	Middle Tenn.	W	23-19	0-0	0.0	0-0	0.0	0-0	0.0	0-0	0.0	0-0	0.0	0-0	0.0
09/16/2023	Kansas St.	W	30-27	1-1	100.0	0-0	0.0	1-1	100.0	0-0	0.0	0-0	0.0	0-0	0.0
09/23/2023	vs Memphis	W	34-27	1-2	50.0	0-0	0.0	1-1	100.0	0-1	0.0	0-0	0.0	0-0	0.0
09/30/2023	at Vanderbilt	W	38-21	0-1	0.0	0-0	0.0	0-0	0.0	0-0	0.0	0-1	0.0	0-0	0.0
10/07/2023	LSU	L	39-49	1-2	50.0	0-0	0.0	1-1	100.0	0-0	0.0	0-1	0.0	0-0	0.0
10/14/2023	at Kentucky	W	38-21	1-1	100.0	0-0	0.0	1-1	100.0	0-0	0.0	0-0	0.0	0-0	0.0
10/21/2023	South Carolina	W	34-12	0-1	0.0	0-0	0.0	0-0	0.0	0-1	0.0	0-0	0.0	0-0	0.0
11/04/2023	at Georgia	L	21-30	1-1	100.0	0-0	0.0	0-0	0.0	0-0	0.0	1-1	100.0	0-0	0.0
11/11/2023	Tennessee	W	36-7	0-0	0.0	0-0	0.0	0-0	0.0	0-0	0.0	0-0	0.0	0-0	0.0
11/18/2023	Florida	W	33-31	1-1	100.0	0-0	0.0	0-0	0.0	0-0	0.0	1-1	100.0	0-0	0.0
	Missouri			**6-11**	**54.5**	**0-0**	**0.0**	**4-4**	**100.0**	**0-2**	**0.0**	**2-5**	**40.0**	**0-0**	**0.0**
	Opponents			**10-16**	**62.5**	**3-3**	**100.0**	**0-0**	**0.0**	**4-5**	**80.0**	**3-8**	**37.5**	**0-0**	**0.0**

Time of Possession

Date	Opponent		Score	Overall	1st Qtr	2nd Qtr	3rd Qtr	4th Qtr	Overtime
08/31/2023	South Dakota	W	35-10	28:55	08:02	08:24	03:20	09:09	00:00
09/09/2023	Middle Tenn.	W	23-19	32:00	10:21	07:50	03:41	10:08	00:00
09/16/2023	Kansas St.	W	30-27	26:00	05:53	07:50	04:52	07:25	00:00
09/23/2023	vs Memphis	W	34-27	27:20	04:05	08:41	06:48	07:46	00:00
09/30/2023	at Vanderbilt	W	38-21	35:58	05:47	11:43	06:05	12:23	00:00
10/07/2023	LSU	L	39-49	27:40	06:15	06:06	08:37	06:42	00:00
10/14/2023	at Kentucky	W	38-21	31:07	04:18	09:32	05:36	11:41	00:00
10/21/2023	South Carolina	W	34-12	28:52	06:34	08:21	03:59	09:58	00:00
11/04/2023	at Georgia	L	21-30	25:42	04:32	09:21	05:27	06:22	00:00
11/11/2023	Tennessee	W	36-7	39:56	03:04	18:04	08:09	10:39	00:00
11/18/2023	Florida	W	33-31	26:52	08:03	07:02	06:24	05:23	00:00
	Missouri		**Total**	**330:22**	**66:54**	**102:54**	**62:58**	**97:36**	**00:00**

2023-24 Missouri Football
By Quarter Statistics
All games

Date	Opponent		Score	Overall	1st Qtr	2nd Qtr	3rd Qtr	4th Qtr	Overtime
			Avg.	30:02	06:05	09:21	05:43	08:52	00:00
	Opponents		Total	329:31	71:30	88:42	78:05	91:14	00:00
			Avg.	29:57	06:30	08:04	07:06	08:18	00:00

2023-24 Missouri Football
Opponents Game-by-Game
All games

		Rushing				Receiving				Passing				Kick Returns				Punt Returns				tot
Date	Opponent	no.	yds	td	lg	no.	yds	td	lg	cmp-att-int	yds	td	lg	no.	yds	td	lg	no.	yds	td	lg	off
08/31/2023	South Dakota	35	46	0	16	15	148	1	23	15-25-0	148	1	23	1	14	0	14	0	0	0	0	194
09/09/2023	Middle Tenn.	29	66	0	25	22	219	2	37	22-36-0	219	2	37	1	25	0	25	0	0	0	0	285
09/16/2023	Kansas St.	35	138	0	17	25	270	3	34	25-39-1	270	3	34	1	36	0	36	3	31	0	17	408
09/23/2023	vs Memphis	29	83	0	13	31	316	3	33	31-47-2	316	3	33	0	0	0	0	2	21	0	17	399
09/30/2023	at Vanderbilt	20	41	1	10	20	259	2	45	20-31-1	259	2	45	2	32	0	21	0	0	0	0	300
10/07/2023	LSU	43	274	2	35	15	259	3	42	15-23-0	259	3	42	1	30	0	30	0	0	0	0	533
10/14/2023	at Kentucky	31	181	1	28	14	120	2	31	14-27-2	120	2	31	6	103	0	33	0	0	0	0	301
10/21/2023	South Carolina	29	69	0	17	23	217	0	29	23-40-1	217	0	29	4	64	0	21	1	0	0	0	286
11/04/2023	at Georgia	33	131	1	22	21	254	2	33	21-32-0	254	2	33	4	105	0	32	1	6	0	6	385
11/11/2023	Tennessee	23	83	0	15	22	267	1	46	22-34-1	267	1	46	2	32	0	18	1	4	0	4	350
11/18/2023	Florida	40	261	2	39	18	239	2	61	18-26-1	239	2	61	2	30	0	20	0	0	0	0	500
Opponents		**347**	**1373**	**7**	**39**	**226**	**2568**	**21**	**61**	**226-360-9**	**2568**	**21**	**61**	**24**	**471**	**0**	**36**	**8**	**62**	**0**	**17**	**3941**
Missouri		**400**	**1775**	**21**	**52**	**225**	**3170**	**20**	**77**	**225-338-7**	**3170**	**20**	**77**	**19**	**368**	**0**	**30**	**6**	**60**	**0**	**17**	**4945**

Opponents Averages

Games	Avg/ rush	Avg/ catch	Pass effic	KR avg	PR avg	All purpose avg/game	Total offense avg/game
11	4.0	11.4	136.9	19.6	7.8	413.6	358.3

		Tackles				Sacks	Fumble		Pass Defense			blkd	PAT attempts			off		
Date	Opponent	ua	a	total	tfl-yds	no-yds	ff	fr-yds	int-yds	qbh	brup	kick	kick	rush	rcv	saf	t/o	pts
08/31/2023	South Dakota	48	20	68	5.0-17	1-6	0	0-0	1-23	0	2	0	1-1	0	0	0	7	10
09/09/2023	Middle Tenn.	49	20	69	7.0-32	4-28	1	0-0	0-0	0	3	0	2-2	0	0	1	0	19
09/16/2023	Kansas St.	43	16	59	8.0-25	2-13	0	0-0	0-0	2	4	0	3-3	0	0	0	0	27
09/23/2023	vs Memphis	34	32	66	6.0-17	2-9	1	1-0	0-0	1	3	0	3-3	0	0	0	7	27
09/30/2023	at Vanderbilt	43	28	71	6.0-14	0-0	1	1-4	0-0	4	2	0	3-3	0	0	0	0	21
10/07/2023	LSU	36	16	52	5.0-38	2-32	1	0-0	2-17	7	2	0	5-5	0	1	0	14	49
10/14/2023	at Kentucky	38	30	68	8.0-15	2-4	0	0-0	1-0	4	0	1	3-3	0	0	0	7	21
10/21/2023	South Carolina	24	46	70	2.0-7	0-0	0	0-0	0-0	3	4	0	0-0	0	0	0	0	12
11/04/2023	at Georgia	38	14	52	4.0-19	3-18	0	0-0	2-0	0	4	0	3-3	0	0	0	0	30
11/11/2023	Tennessee	42	34	76	8.0-25	3-11	0	0-0	1-36	0	3	0	1-1	0	0	0	0	7
11/18/2023	Florida	35	14	49	3.0-7	1-3	0	0-0	0-0	3	2	0	4-4	0	0	0	0	31
Opponents		**430**	**270**	**700**	**62.0-216**	**20-124**	**4**	**2-4**	**7-76**	**24**	**29**	**1**	**28-28**	**0**	**1**	**1**	**35**	**254**
Missouri		**403**	**284**	**687**	**65.0-303**	**30-195**	**10**	**4-0**	**9-47**	**40**	**39**	**1**	**37-38**	**2**	**1**	**0**	**46**	**361**

		Punting									Field Goals			Kickoffs				
Date	Opponent	no.	yds	avg	long	blkd	tb	fc	50+	i20	md-att	long	blkd	no.	yds	avg	tb	ob
08/31/2023	South Dakota	6	224	37.3	51	1	0	1	1	1	1-1	40	0	3	177	59.0	0	0
09/09/2023	Middle Tenn.	5	216	43.2	63	0	1	1	2	1	1-1	25	0	4	249	62.3	1	0
09/16/2023	Kansas St.	5	192	38.4	47	0	0	2	0	2	2-3	46	0	6	385	64.2	4	0
09/23/2023	vs Memphis	4	179	44.8	65	0	0	2	1	2	2-2	43	0	5	313	62.6	1	0
09/30/2023	at Vanderbilt	6	288	48.0	64	0	0	1	2	1	0-0	0	0	4	254	63.5	0	1
10/07/2023	LSU	3	131	43.7	57	0	0	0	1	2	2-3	48	0	9	539	59.9	3	0
10/14/2023	at Kentucky	5	190	38.0	55	0	0	0	1	0	0-0	0	0	4	201	50.3	0	0
10/21/2023	South Carolina	4	187	46.8	49	0	0	0	0	2	4-5	51	0	5	316	63.2	4	0
11/04/2023	at Georgia	3	133	44.3	45	0	0	3	0	0	3-3	48	0	7	451	64.4	4	0
11/11/2023	Tennessee	6	262	43.7	54	0	0	4	2	3	0-1	0	0	2	130	65.0	2	0
11/18/2023	Florida	3	134	44.7	55	0	0	1	1	1	1-1	35	0	6	388	64.7	5	0
Opponents		**50**	**2136**	**42.7**	**65**	**1**	**1**	**15**	**11**	**15**	**16-20**	**51**	**0**	**55**	**3403**	**61.9**	**24**	**1**
Missouri		**37**	**1533**	**41.4**	**73**	**0**	**1**	**8**	**8**	**15**	**22-28**	**61**	**1**	**73**	**4574**	**62.7**	**40**	**0**

2023-24 Missouri Football
Games Played
All games

as of Nov 19, 2023

##	Player	GP-GS	SD	MTSU	KState	Mem	Vandy	LSU	UK	USC	UGa	UT	UF
0	Jayden Jernigan	11/8	START	START	START	XXX	START	XXX	XXX	START	START	START	START
0	Joshua Manning	10/0	...	XXX	XXX	XXX	XXX	XXX	XXX	XXX	XXX	XXX	XXX
1	Theo Wease	11/11	START	START	START	START	START	START	START	START	START	START	START
1	Jaylon Carlies	10/10	...	START	START	START	START	START	START	START	START	START	START
2	Ennis Rakestraw Jr.	9/8	START	START	START	...	START	START	...	XXX	START	START	START
3	Sidney Williams	11/0	XXX	XXX	XXX	XXX	XXX	XXX	XXX	XXX	XXX	XXX	XXX
3	Luther Burden	11/11	START	START	START	START	START	START	START	START	START	START	START
4	Tre'Vez Johnson	11/2	START	XXX	XXX	XXX	XXX	XXX	XXX	XXX	XXX	START	XXX
5	Kristian Williams	11/9	START	START	XXX	START	START	START	START	START	START	START	XXX
5	Mookie Cooper	11/9	START	START	XXX	XXX	START	START	START	START	START	START	START
6	Darius Robinson	10/10	START	START	START	START	...	START	START	START	START	START	START
6	Jake Garcia	0/0	...	...	...	...	...	...	...	...	...	...	...
7	Cody Schrader	11/11	START	START	START	START	START	START	START	START	START	START	START
7	Kris Abrams-Draine	11/11	START	START	START	START	START	START	START	START	START	START	START
8	Nathaniel Peat	10/0	XXX	XXX	XXX	XXX	XXX	XXX	XXX	...	XXX	XXX	XXX
8	Ty'Ron Hopper	10/10	START	START	START	START	START	START	START	START	START	START	...
9	Chad Bailey	5/3	...	...	XXX	XXX	START	START	START	...	...	...	...
9	Demariyon Houston	0/0	...	...	...	...	...	...	...	...	...	...	...
10	Dameon Wilson	6/1	START	XXX	...	...	...	...	...	XXX	XXX	XXX	XXX
10	Mekhi Miller	9/1	XXX	XXX	START	XXX	...	...	XXX	XXX	XXX	XXX	XXX
11	Dannis Jackson	5/0	XXX	XXX	XXX	XXX	...	XXX	...	...	...	...	...
11	DJ Wesolak	0/0	...	...	...	...	...	...	...	...	...	...	...
12	Brady Cook	11/11	START	START	START	START	START	START	START	START	START	START	START
12	Dreyden Norwood	10/3	XXX	XXX	XXX	START	...	XXX	START	START	XXX	XXX	XXX
13	Daylan Carnell	11/11	START	START	START	START	START	START	START	START	START	START	START
13	Gabarri Johnson	0/0	...	...	...	...	...	...	...	...	...	...	...
14	Brett Brown	0/0	...	...	...	...	...	...	...	...	...	...	...
14	Triston Newson	11/1	XXX	XXX	XXX	XXX	XXX	XXX	XXX	XXX	XXX	XXX	START
15	Johnny Walker	11/10	START	START	START	START	START	START	START	START	START	XXX	START
15	Tommy Lock	0/0	...	...	...	...	...	...	...	...	...	...	...
16	Brayshawn Littlejohn	4/0	...	...	...	XXX	XXX	XXX	XXX	...	...	...	...
16	Daniel Blood	8/0	...	...	...	XXX	XXX	XXX	XXX	XXX	XXX	XXX	XXX
17	Tyler Hibbler	6/0	...	XXX	...	XXX	XXX	XXX	XXX	...	...	...	XXX
17	Marquis Johnson	11/0	XXX	XXX	XXX	XXX	XXX	XXX	XXX	XXX	XXX	XXX	XXX
18	Dylan Laible	0/0	...	...	...	...	...	...	...	...	...	...	...
19	Marcus Clarke	7/0	XXX	...	XXX	XXX	XXX	XXX	XXX	XXX	...	...	...
19	Blake Craig	2/0	...	...	...	XXX	...	...	...	...	...	XXX	...
20	Jamal Roberts	1/0	...	...	...	...	...	...	XXX	...	...	...	...
20	Marvin Burks	11/0	XXX	XXX	XXX	XXX	XXX	XXX	XXX	XXX	XXX	XXX	XXX
21	Nyles Gaddy	11/1	XXX	XXX	XXX	XXX	START	XXX	XXX	XXX	XXX	XXX	XXX
21	Sam Horn	2/0	XXX	...	XXX	...	...	...	...	...	...	...	...
22	Will Norris	11/0	XXX	XXX	XXX	XXX	XXX	XXX	XXX	XXX	XXX	XXX	XXX
22	Tavorus Jones	0/0	...	...	...	...	...	...	...	...	...	...	...
24	Micah Manning	0/0	...	...	...	...	...	...	...	...	...	...	...
24	Nicholas Deloach	0/0	...	...	...	...	...	...	...	...	...	...	...
25	Ja'Marion Wayne	11/0	XXX	XXX	XXX	XXX	XXX	XXX	XXX	XXX	XXX	XXX	XXX
26	Shamar McNeil	0/0	...	...	...	...	...	...	...	...	...	...	...
28	Joseph Charleston	11/10	START	START	START	START	START	START	XXX	START	START	START	START
29	Phillip Roche	9/0	XXX	...	XXX	...	XXX	XXX	XXX	XXX	XXX	XXX	XXX
29	Noah Flaskamp	0/0	...	...	...	...	...	...	...	...	...	...	...
30	Chuck Hicks	11/7	XXX	START	START	START	XXX	XXX	XXX	START	START	START	START
31	Nassir Pogue	0/0	...	...	...	...	...	...	...	...	...	...	...
31	Anthony Favrow	0/0	...	...	...	...	...	...	...	...	...	...	...
32	Serigne Tounkara	0/0	...	...	...	...	...	...	...	...	...	...	...
33	Bryce Jackson	0/0	...	...	...	...	...	...	...	...	...	...	...
33	Marquis Gracial	1/0	...	...	...	...	...	...	...	XXX	...	...	...
34	Ricardo Merriweather	0/0	...	...	...	...	...	...	...	...	...	...	...
35	Michael Cox	0/0	...	...	...	...	...	...	...	...	...	...	...
35	Boyton Cheney	0/0	...	...	...	...	...	...	...	...	...	...	...
36	Devyn Butler	0/0	...	...	...	...	...	...	...	...	...	...	...

2023-24 Missouri Football
Games Played
All games

##	Player	GP-GS	SD	MTSU	KState	Mem	Vandy	LSU	UK	USC	UGa	UT	UF
36	Tucker Miller	0/0	...	...	...	...	...	...	...	...	...	...	...
38	Christopher Kreh	11/0	XXX	XXX	XXX	XXX	XXX	XXX	XXX	XXX	XXX	XXX	XXX
39	Caimin Hayes	10/0	XXX	XXX	XXX	...	XXX	XXX	XXX	XXX	XXX	XXX	XXX
41	Carmycah Glass	0/0	...	...	...	...	...	...	...	...	...	...	...
43	Isaac Thompsom	0/0	...	...	...	...	...	...	...	...	...	...	...
45	Joe Moore	10/0	XXX	XXX	XXX	XXX	XXX	XXX	XXX	XXX	XXX	...	XXX
46	Ben Straatmann	7/0	XXX	XXX	XXX	XXX	...	...	...	XXX	XXX	XXX	...
49	Brett Le Blanc	11/0	XXX	XXX	XXX	XXX	XXX	XXX	XXX	XXX	XXX	XXX	XXX
50	Marcellus Johnson	9/1	XXX	XXX	START	...	...	XXX	XXX	XXX	XXX	XXX	XXX
51	Tyson Ellison	0/0	...	...	...	...	...	...	...	...	...	...	...
52	Jahkai Lang	0/0	...	...	...	...	...	...	...	...	...	...	...
55	Connor Tollison	11/11	START	START	START	START	START	START	START	START	START	START	START
55	Tommy Reese	0/0	...	...	...	...	...	...	...	...	...	...	...
56	Nate Norris	0/0	...	...	...	...	...	...	...	...	...	...	...
57	Jack Kautz	0/0	...	...	...	...	...	...	...	...	...	...	...
58	MaKyi Lee	0/0	...	...	...	...	...	...	...	...	...	...	...
59	Trey Flint	11/0	XXX	XXX	XXX	XXX	XXX	XXX	XXX	XXX	XXX	XXX	XXX
59	Nathan Lund	0/0	...	...	...	...	...	...	...	...	...	...	...
62	Bence Polgar	0/0	...	...	...	...	...	...	...	...	...	...	...
66	Logan Reichert	0/0	...	...	...	...	...	...	...	...	...	...	...
67	Xavier Machado	0/0	...	...	...	...	...	...	...	...	...	...	...
68	Jack McGarry	0/0	...	...	...	...	...	...	...	...	...	...	...
69	Drake Heismeyer	11/0	XXX	XXX	XXX	XXX	XXX	XXX	XXX	XXX	XXX	XXX	XXX
70	EJ Ndoma-Ogar	4/0	...	XXX	XXX	XXX	XXX	...	...	...	...	...	...
71	Valen Erickson	0/0	...	...	...	...	...	...	...	...	...	...	...
72	Xavier Delgado	11/11	START	START	START	START	START	START	START	START	START	START	START
73	Tristan Wilson	0/0	...	...	...	...	...	...	...	...	...	...	...
74	Cam'Ron Johnson	11/10	START	START	XXX	START	START	START	START	START	START	START	START
75	Mitchell Walters	11/0	XXX	XXX	XXX	XXX	XXX	XXX	XXX	XXX	XXX	XXX	XXX
76	Javon Foster	11/11	START	START	START	START	START	START	START	START	START	START	START
77	Curtis Peagler	0/0	...	...	...	...	...	...	...	...	...	...	...
78	Brandon Solis	0/0	...	...	...	...	...	...	...	...	...	...	...
79	Armand Membou	11/11	START	START	START	START	START	START	START	START	START	START	START
80	Tyler Stephens	11/6	START	START	START	START	START	START	XXX	XXX	XXX	XXX	XXX
81	Shawn Hendershot	0/0	...	...	...	...	...	...	...	...	...	...	...
81	Jack Meyer	0/0	...	...	...	...	...	...	...	...	...	...	...
82	Logan Muckey	11/0	XXX	XXX	XXX	XXX	XXX	XXX	XXX	XXX	XXX	XXX	XXX
84	Ryan Hoerstkamp	1/0	...	...	...	XXX	...	...	...	...	...	...	...
86	Jordon Harris	10/1	...	XXX	XXX	START	XXX	XXX	XXX	XXX	XXX	XXX	XXX
87	Brett Norfleet	10/5	XXX	XXX	XXX	...	XXX	XXX	START	START	START	START	START
88	Ky Montgomery	0/0	...	...	...	...	...	...	...	...	...	...	...
88	Max Whisner	1/0	...	...	...	XXX	...	...	...	...	...	...	...
90	Josh Landry	11/4	XXX	XXX	START	XXX	XXX	START	START	XXX	XXX	XXX	START
92	Harrison Mevis	11/0	XXX	XXX	XXX	XXX	XXX	XXX	XXX	XXX	XXX	XXX	XXX
93	Luke Bauer	11/0	XXX	XXX	XXX	XXX	XXX	XXX	XXX	XXX	XXX	XXX	XXX
94	Sam Williams	0/0	...	...	...	...	...	...	...	...	...	...	...
95	Jalen Marshall	0/0	...	...	...	...	...	...	...	...	...	...	...
96	Nick Quadrini	0/0	...	...	...	...	...	...	...	...	...	...	...
97	Andrew Serrano	0/0	...	...	...	...	...	...	...	...	...	...	...
97	Riley Williams	5/0	XXX	XXX	XXX	...	...	...	XXX	...	...	...	XXX
98	Austin Firestone	8/0	...	...	...	XXX	XXX	XXX	XXX	XXX	XXX	XXX	XXX
99	Realus George Jr.	11/2	XXX	XXX	XXX	START	XXX	XXX	START	XXX	XXX	XXX	XXX

2023-24 Missouri Football
Team Game Highs
All games

Missouri - Game Highs

RUSHES	51	Tennessee (11/11/2023)
YARDS RUSHING	255	Tennessee (11/11/2023)
YARDS PER RUSH	5.6	vs Memphis (N) (09/23/2023)
TD RUSHES	3	South Carolina (10/21/2023)
	3	LSU (10/07/2023)
	3	South Dakota (08/31/2023)
PASS ATTEMPTS	47	LSU (10/07/2023)
PASS COMPLETIONS	33	at Vanderbilt (09/30/2023)
YARDS PASSING	411	LSU (10/07/2023)
YARDS PER PASS	13.6	vs Memphis (N) (09/23/2023)
TD PASSES	4	at Vanderbilt (09/30/2023)
TOTAL PLAYS	75	Tennessee (11/11/2023)
	75	at Vanderbilt (09/30/2023)
TOTAL OFFENSE	542	vs Memphis (N) (09/23/2023)
YARDS PER PLAY	8.9	vs Memphis (N) (09/23/2023)
POINTS	39	LSU (10/07/2023)
SACKS BY	5	South Carolina (10/21/2023)
FIRST DOWNS	28	at Vanderbilt (09/30/2023)
PENALTIES	11	LSU (10/07/2023)
PENALTY YARDS	75	at Vanderbilt (09/30/2023)
TURNOVERS	2	at Georgia (11/04/2023)
	2	LSU (10/07/2023)
PUNTS	6	Kansas St. (09/16/2023)
PUNTING AVG	49.3	South Carolina (10/21/2023)
LONG PUNT	73	LSU (10/07/2023)
PUNTS INSIDE 20	3	Middle Tenn. (09/09/2023)
LONG PUNT RETURN	17	at Vanderbilt (09/30/2023)

2023-24 Missouri Football
Opponent Match Highs
All games

Opponent - Game Highs

RUSHES	43	LSU (10/07/2023)
YARDS RUSHING	274	LSU (10/07/2023)
YARDS PER RUSH	6.5	Florida (11/18/2023)
TD RUSHES	2	Florida (11/18/2023)
	2	LSU (10/07/2023)
PASS ATTEMPTS	47	vs Memphis (N) (09/23/2023)
PASS COMPLETIONS	31	vs Memphis (N) (09/23/2023)
YARDS PASSING	316	vs Memphis (N) (09/23/2023)
YARDS PER PASS	11.3	LSU (10/07/2023)
TD PASSES	3	LSU (10/07/2023)
	3	vs Memphis (N) (09/23/2023)
	3	Kansas St. (09/16/2023)
TOTAL PLAYS	76	vs Memphis (N) (09/23/2023)
TOTAL OFFENSE	533	LSU (10/07/2023)
YARDS PER PLAY	8.1	LSU (10/07/2023)
POINTS	49	LSU (10/07/2023)
SACKS BY	4	Middle Tenn. (09/09/2023)
FIRST DOWNS	25	LSU (10/07/2023)
PENALTIES	14	at Kentucky (10/14/2023)
PENALTY YARDS	122	at Kentucky (10/14/2023)
TURNOVERS	3	Tennessee (11/11/2023)
	3	at Kentucky (10/14/2023)
PUNTS	6	Tennessee (11/11/2023)
	6	at Vanderbilt (09/30/2023)
	6	South Dakota (08/31/2023)
PUNTING AVG	48.0	at Vanderbilt (09/30/2023)
LONG PUNT	65	vs Memphis (N) (09/23/2023)
PUNTS INSIDE 20	3	Tennessee (11/11/2023)
LONG PUNT RETURN	17	vs Memphis (N) (09/23/2023)
	17	Kansas St. (09/16/2023)

2023-24 Missouri Football
Team Match Lows
All games

Missouri - Game Lows

RUSHES	21	LSU (10/07/2023)
YARDS RUSHING	74	Kansas St. (09/16/2023)
YARDS PER RUSH	2.4	Middle Tenn. (09/09/2023)
TD RUSHES	1	at Georgia (11/04/2023)
	1	at Vanderbilt (09/30/2023)
	1	Kansas St. (09/16/2023)
	1	Middle Tenn. (09/09/2023)
PASS ATTEMPTS	19	Middle Tenn. (09/09/2023)
PASS COMPLETIONS	14	at Georgia (11/04/2023)
	14	Middle Tenn. (09/09/2023)
YARDS PASSING	204	Middle Tenn. (09/09/2023)
YARDS PER PASS	7.1	at Georgia (11/04/2023)
TD PASSES	1	Florida (11/18/2023)
	1	Tennessee (11/11/2023)
	1	at Georgia (11/04/2023)
	1	South Carolina (10/21/2023)
TOTAL PLAYS	61	vs Memphis (N) (09/23/2023)
TOTAL OFFENSE	316	Middle Tenn. (09/09/2023)
YARDS PER PLAY	4.9	Middle Tenn. (09/09/2023)
POINTS	21	at Georgia (11/04/2023)
SACKS BY	1	Tennessee (11/11/2023)
	1	at Vanderbilt (09/30/2023)
FIRST DOWNS	20	Kansas St. (09/16/2023)
PENALTIES	5	Middle Tenn. (09/09/2023)
PENALTY YARDS	40	Kansas St. (09/16/2023)
INTERCEPTIONS BY	0	at Georgia (11/04/2023)
	0	LSU (10/07/2023)
	0	Middle Tenn. (09/09/2023)
	0	South Dakota (08/31/2023)
PUNTS	2	LSU (10/07/2023)
	2	South Dakota (08/31/2023)
PUNTING AVG	34.8	Middle Tenn. (09/09/2023)
LONG PUNT	39	at Kentucky (10/14/2023)
PUNTS INSIDE 20	0	at Kentucky (10/14/2023)
LONG PUNT RETURN	0	Florida (11/18/2023)
	0	Tennessee (11/11/2023)
	0	at Georgia (11/04/2023)
	0	South Carolina (10/21/2023)
	0	LSU (10/07/2023)
	0	vs Memphis (N) (09/23/2023)
	0	Kansas St. (09/16/2023)

2023-24 Missouri Football
Opponent Match Lows
All games

Opponent - Game Lows

RUSHES	20	at Vanderbilt (09/30/2023)
YARDS RUSHING	41	at Vanderbilt (09/30/2023)
YARDS PER RUSH	1.3	South Dakota (08/31/2023)
TD RUSHES	0	Tennessee (11/11/2023)
	0	South Carolina (10/21/2023)
	0	vs Memphis (N) (09/23/2023)
	0	Kansas St. (09/16/2023)
	0	Middle Tenn. (09/09/2023)
	0	South Dakota (08/31/2023)
PASS ATTEMPTS	23	LSU (10/07/2023)
PASS COMPLETIONS	14	at Kentucky (10/14/2023)
YARDS PASSING	120	at Kentucky (10/14/2023)
YARDS PER PASS	4.4	at Kentucky (10/14/2023)
TD PASSES	0	South Carolina (10/21/2023)
TOTAL PLAYS	51	at Vanderbilt (09/30/2023)
TOTAL OFFENSE	194	South Dakota (08/31/2023)
YARDS PER PLAY	3.2	South Dakota (08/31/2023)
POINTS	7	Tennessee (11/11/2023)
SACKS BY	0	South Carolina (10/21/2023)
	0	at Vanderbilt (09/30/2023)
FIRST DOWNS	14	South Dakota (08/31/2023)
PENALTIES	4	at Vanderbilt (09/30/2023)
PENALTY YARDS	25	at Vanderbilt (09/30/2023)
INTERCEPTIONS BY	0	Florida (11/18/2023)
	0	South Carolina (10/21/2023)
	0	at Vanderbilt (09/30/2023)
	0	vs Memphis (N) (09/23/2023)
	0	Kansas St. (09/16/2023)
	0	Middle Tenn. (09/09/2023)
PUNTS	3	Florida (11/18/2023)
	3	at Georgia (11/04/2023)
	3	LSU (10/07/2023)
PUNTING AVG	37.3	South Dakota (08/31/2023)
LONG PUNT	45	at Georgia (11/04/2023)
PUNTS INSIDE 20	0	at Georgia (11/04/2023)
	0	at Kentucky (10/14/2023)
LONG PUNT RETURN	0	Florida (11/18/2023)
	0	South Carolina (10/21/2023)
	0	at Kentucky (10/14/2023)
	0	LSU (10/07/2023)
	0	at Vanderbilt (09/30/2023)
	0	Middle Tenn. (09/09/2023)
	0	South Dakota (08/31/2023)

2023-24 Missouri Football
Individual Game Highs
All games

Missouri - Individual Game Highs

RUSHES	35	Cody Schrader vs Tennessee (11/11/2023)
YARDS RUSHING	205	Cody Schrader vs Tennessee (11/11/2023)
TD RUSHES	3	Cody Schrader vs LSU (10/07/2023)
LONG RUSH	52	Cody Schrader vs LSU (10/07/2023)
PASS ATTEMPTS	47	Brady Cook vs LSU (10/07/2023)
PASS COMPLETIONS	33	Brady Cook at Vanderbilt (09/30/2023)
YARDS PASSING	411	Brady Cook vs LSU (10/07/2023)
TD PASSES	4	Brady Cook at Vanderbilt (09/30/2023)
LONG PASS	77	Brady Cook vs Florida (11/18/2023)
RECEPTIONS	11	Luther Burden vs LSU (10/07/2023)
	11	Luther Burden at Vanderbilt (09/30/2023)
YARDS RECEIVING	177	Luther Burden vs Memphis (N) (09/23/2023)
TD RECEPTIONS	2	Luther Burden at Vanderbilt (09/30/2023)
	2	Luther Burden vs Kansas St. (09/16/2023)
LONG RECEPTION	77	Theo Wease vs Florida (11/18/2023)
PUNTS	6	Riley Williams vs Kansas St. (09/16/2023)
PUNTING AVG	49.3	Luke Bauer vs South Carolina (10/21/2023)
LONG PUNT	73	Luke Bauer vs LSU (10/07/2023)
PUNTS INSIDE 20	3	Riley Williams vs Middle Tenn. (09/09/2023)
LONG PUNT RETURN	17	Luther Burden at Vanderbilt (09/30/2023)
LONG KICKOFF RETURN	30	Marquis Johnson vs Florida (11/18/2023)
	30	Marquis Johnson at Kentucky (10/14/2023)
TACKLES	10	Ty'Ron Hopper at Georgia (11/04/2023)
SACKS	2	Darius Robinson at Kentucky (10/14/2023)
	2	Nyles Gaddy vs Middle Tenn. (09/09/2023)
TACKLES FOR LOSS	2.5	Darius Robinson at Kentucky (10/14/2023)

2023-24 Missouri Football
Opponent Individual Match Highs
All games

Opponent - Individual Game Highs

RUSHES	24	Logan Diggs vs LSU (10/07/2023)
YARDS RUSHING	134	Logan Diggs vs LSU (10/07/2023)
TD RUSHES	1	Ricky Pearsall vs Florida (11/18/2023)
	1	Trevor Etienne vs Florida (11/18/2023)
	1	Kendall Milton at Georgia (11/04/2023)
	1	Devin Leary at Kentucky (10/14/2023)
	1	Jayden Daniels vs LSU (10/07/2023)
	1	Logan Diggs vs LSU (10/07/2023)
	1	Ken Seals at Vanderbilt (09/30/2023)
LONG RUSH	39	Ricky Pearsall vs Florida (11/18/2023)
PASS ATTEMPTS	47	Seth Henigan vs Memphis (N) (09/23/2023)
PASS COMPLETIONS	31	Seth Henigan vs Memphis (N) (09/23/2023)
YARDS PASSING	316	Seth Henigan vs Memphis (N) (09/23/2023)
TD PASSES	3	Jayden Daniels vs LSU (10/07/2023)
	3	Seth Henigan vs Memphis (N) (09/23/2023)
	3	Will Howard vs Kansas St. (09/16/2023)
LONG PASS	61	Graham Mertz vs Florida (11/18/2023)
RECEPTIONS	9	Blake Watson vs Memphis (N) (09/23/2023)
YARDS RECEIVING	146	Malik Nabers vs LSU (10/07/2023)
TD RECEPTIONS	2	Ben Sinnott vs Kansas St. (09/16/2023)
LONG RECEPTION	61	Ricky Pearsall vs Florida (11/18/2023)
FIELD GOALS	4	Mitch Jeter vs South Carolina (10/21/2023)
LONG FIELD GOALS	51	Mitch Jeter vs South Carolina (10/21/2023)
PUNTS	6	Jackson Ross vs Tennessee (11/11/2023)
	6	Matt Hayball at Vanderbilt (09/30/2023)
PUNTING AVG	48.0	Matt Hayball at Vanderbilt (09/30/2023)
LONG PUNT	65	Reid Bauer vs Memphis (N) (09/23/2023)
PUNTS INSIDE 20	3	Jackson Ross vs Tennessee (11/11/2023)
LONG PUNT RETURN	17	Koby Drake vs Memphis (N) (09/23/2023)
	17	Phillip Brooks vs Kansas St. (09/16/2023)
LONG KICKOFF RETURN	36	Phillip Brooks vs Kansas St. (09/16/2023)
TACKLES	14	Debo Williams vs South Carolina (10/21/2023)
SACKS	2	Omarr Norman-Lott vs Tennessee (11/11/2023)
	2	Drew Francis vs Middle Tenn. (09/09/2023)
TACKLES FOR LOSS	4	Deone Walker at Kentucky (10/14/2023)
INTERCEPTIONS	1	Jaylen McCollough vs Tennessee (11/11/2023)
	1	Nazir Stackhouse at Georgia (11/04/2023)
	1	Javon Bullard at Georgia (11/04/2023)
	1	Maxwell Hairston at Kentucky (10/14/2023)
	1	Major Burns vs LSU (10/07/2023)
	1	Harold Perkins Jr. vs LSU (10/07/2023)
	1	Myles Harden vs South Dakota (08/31/2023)